

TIERED PRUNING FOR EFFICIENT DIFFERENTIABLE INFERENCE-AWARE NEURAL ARCHITECTURE SEARCH

Sławomir Kierat
NVIDIA

skierat@nvidia.com

Mateusz Sieniawski
NVIDIA

msieniawski@nvidia.com

Denys Fridman
NVIDIA

dfridman@nvidia.com

Chen-Han Yu
NVIDIA

chenhanyu@nvidia.com

Szymon Migacz
NVIDIA

szmigacz@nvidia.com

Paweł Morkisz
NVIDIA

pmorkisz@nvidia.com

Alex Fit-Florea
NVIDIA

afitflorea@nvidia.com

ABSTRACT

We propose three novel pruning techniques to improve the cost and results of inference-aware Differentiable Neural Architecture Search (DNAS). First, we introduce **Prunode**, a stochastic bi-path building block for DNAS, which can search over inner hidden dimensions with $\mathcal{O}(1)$ memory and compute complexity. Second, we present an algorithm for pruning blocks within a stochastic layer of the SuperNet during the search. Third, we describe a novel technique for pruning unnecessary stochastic layers during the search. The optimized models resulting from the search are called PRUNET and establishes a new state-of-the-art Pareto frontier for NVIDIA V100 in terms of inference latency for ImageNet Top-1 image classification accuracy. PRUNET as a backbone also outperforms GPUNet and EfficientNet on the COCO object detection task on inference latency relative to mean Average Precision (mAP).

1 INTRODUCTION

Neural Architecture Search (NAS) is a well established technique in Deep Learning (DL), conceptually it is comprised of a search space of permissible neural architectures, a search strategy to sample architectures from this space, and an evaluation method to assess the selected architectures performance. Because of practical reasons, Inference-Aware Neural Architecture Search is the corner stone of modern Deep Learning application deployment process. Wang et al. (2022); Wu et al. (2019); Yang et al. (2018) use NAS to directly optimize inference specific metrics (e.g., latency) on targeted devices instead of limiting the model’s FLOPs or other proxies. Inference-Aware NAS streamlines the development-to-deployment process. New concepts in NAS succeed with the ever-growing search space, increasing the dimensionality and complexity of the problem. The advance in data

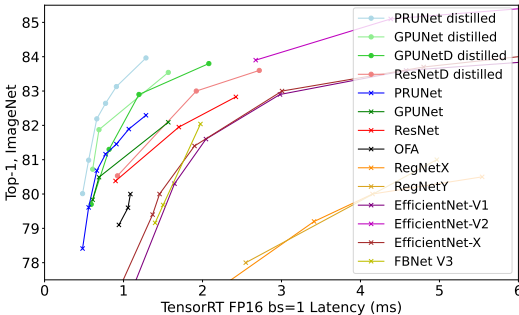


Figure 1: PRUNET establishes a new state-of-the-art Pareto frontier in terms of inference latency for ImageNet Top-1 image classification accuracy.

collection and robust training methods also prolong the end-to-end training and evaluation time. Balancing the search-cost and quality of the search hence is essential for employing NAS in practice.

Traditional NAS methods require evaluating many candidate networks to find optimized ones with respect to the desired metric. This approach can be successfully applied to simple problems like CIFAR-10 Krizhevsky et al. (2010), but for more demanding problems, these methods may turn out to be computationally prohibitive. To minimize this computational cost, recent research has focused on partial training Falkner et al. (2018); Li et al. (2020a); Luo et al. (2018), performing network morphism Cai et al. (2018a); Jin et al. (2019); Molchanov et al. (2021) instead of training from scratch, or training many candidates at the same time by sharing the weights Pham et al. (2018). All of these approaches can save computational time but their reliability is questionable Bender et al. (2018); Xiang et al. (2021); Yu et al. (2021); Liang et al. (2019); Chen et al. (2019); Zela et al. (2019), i.e., the final result can still be improved. We aim to revise the weight sharing approach both in terms of saving resources and improving the reliability of the method by introducing novel pruning techniques. This method is general and can be applied to any SuperNet approach. In our experiments we focus on a search space based on SOTA network to showcase the value of our methodology.

Our solution is to optimize weight sharing approaches based on SuperNets with architecture weights. SuperNets’ approach allows to search over $\prod_i N_i$ candidates with $\mathcal{O}(\sum_i N_i)$ computation cost, where N_i is the number of candidates in layer i . Similarly GPU memory consumption is of $\mathcal{O}(\sum_i N_i)$ complexity. For large networks and many candidates, this may lead to a situation where the SuperNet cannot fit into GPU memory, or one would need to train less efficiently because of lowered batch size. To save computation time and GPU memory consumption, as well as to improve the quality of the final architectures, we introduce three kinds of pruning techniques described below.

Prunode: pruning internal structure of the block In the classical SuperNet approach, search space is defined by the initial SuperNet architecture. That means GPU memory capacity significantly limits search space size. In many practical use cases, one would limit themselves to just a few candidates per block. For example, FBNet Wu et al. (2019) defined 9 candidates: skip connection and 8 Inverted Residual Blocks (IRB) with expansion, kernel, group $\in \{(1, 3, 1), (1, 3, 2), (1, 5, 1), (1, 5, 2), (3, 3, 1), (3, 5, 1), (6, 3, 1), (6, 5, 1)\}$. In particular, one can see that the expansion parameter was limited to only three options: 1, 3, and 6, while more options could be considered - not only larger values but also denser sampling using non-integer values. Each additional parameter increases both memory and compute cost, while only promising ones can improve the search. Selecting the right parameters for a search space requires domain knowledge. To solve this problem, we introduce a special multi-block called Prunode, which optimizes the value of parameters, such as the expansion parameter in the IRB block. The computation and memory cost of Prunode is equal to the cost of calculating two candidates. Essentially, the Prunode in each iteration emulates just two candidates, each with a different number of channels in the internal structure. These candidates are modified based on the current architecture weights. The procedure is designed in such a way that it encourages convergence towards an optimal number of channels.

Pruning blocks within a stochastic layer In the classical SuperNet approach, all candidates are trained together throughout the search procedure, but ultimately, one or a few candidates are sampled as a result of the search. Hence, large amounts of resources are devoted to training blocks that are ultimately unused. Moreover, since they are trained together, results can be biased due to co-adaptation among operations Bender et al. (2018). We introduce progressive SuperNet pruning based on trained architecture weights to address this problem. Using this methodology blocks are removed from the search space when the likelihood of the block being sampled is below a linearly changing threshold. Reduction of the size of the search space saves unnecessary computation cost and reduces the co-adoption among operations.

Pruning unnecessary stochastic layers By default, layer-wise SuperNet approaches force all networks that can be sampled from the search space to have the same number of layers, which is very limiting. That is why it is common to use a skip connection as an alternative to residual blocks in order to mimic shallower networks. Unfortunately, the output of skip connections blocks provide biased information when they are averaged with the outputs of other blocks. Because of this, SuperNet may tend to sample networks that are shallower than optimal. To solve this problem, we provide a novel method for skipping whole layers in a SuperNet. It introduces the skip connection to

the SuperNet during the procedure. Because of that the skip connection is not present in the search space at the beginning of the search. Once skip connection is added to the search space, the outputs of the remaining blocks are being multiplied by coefficients.

2 RELATED WORKS

In NAS literature there is a widely known SuperNet approach Liu et al. (2018b); Wu et al. (2019), which constructs a stochastic network. At the end of the architecture search the final non-stochastic network is sampled from the SuperNet using differentiable architecture parameters. The PRUNET algorithm utilizes this scheme – it is based on the weight-sharing design Cai et al. (2019); Wan et al. (2020) and it relies on the Gumbel-Softmax distribution Jang et al. (2016).

The PRUNET algorithm is agnostic to one-shot NAS Liu et al. (2018b); Pham et al. (2018); Wu et al. (2019) where only one SuperNet is trained or few-shot NAS Zhao et al. (2021) where multiple SuperNets were trained to improve the accuracy. In this work we evaluate our method on search space based on state-of-the-art GPUNet model Wang et al. (2022). We follow its structure including number of channels, number of layers, and basic block types.

There are other methods that incorporate NAS Dai et al. (2019); Dong et al. (2018); Tan et al. (2019) but they remain computationally expensive. Differentiable NAS with different gradient estimators and loss formulation based on latency Cai et al. (2018b); Vahdat et al. (2020); Wu et al. (2019) significantly reduces the training cost. MobileNets Howard et al. (2017); Sandler et al. (2018) started to discuss the importance of model size and latency on embedded systems while latency-aware pruning Cai et al. (2018b); Howard et al. (2017); Sandler et al. (2018); Wang et al. (2022) remains a challenging task as it is usually focused on compressing fixed architectures Chen et al. (2018); Shen et al. (2021); Yang et al. (2018). Molchanov et al. (2021) further combines layer-wise knowledge-distillation (KD) with NAS to speedup the validation.

DNAS and weight-sharing approaches have two major opposing problems which we address in this article: Memory costs that bound the search space and co-adaptation among operation problem for large search spaces. We also compare our methodology to other similar SuperNet pruning techniques.

Memory cost The best known work on the memory cost problem is FBNetV2 Wan et al. (2020). The authors use different kinds of masking to mimic many candidates with $\mathcal{O}(1)$ memory and compute complexity. Unfortunately, masking the outputs means that some feature maps are not informative, which when averaged with informative feature maps provides biased information (see last paragraph in Section 1). Therefore, it may lead to suboptimal sampling such as feature maps that are smaller than the optimal ones. Through this approach, FBNetV2 is able to extend the search space even 10^{14} times. Unfortunately, such a large expansion may increase the impact of the co-adaptation among operations problem. Moreover, it can also make block benchmarking too expensive.

Co-adaptation among operations The weight-sharing approach forces all the operations to be used in multiple contexts, losing the ability to evaluate them individually. This problem, named co-adaptation among operations, posterior fading, or curse of skip connect was noticed by many researchers Bender et al. (2018); Li et al. (2020b); Zhao et al. (2021); Ding et al. (2022). Progressive search space shrinking Li et al. (2020b); Liu et al. (2018a) in different forms was applied to speed up and improve Neural Architecture Search.

SuperNet pruning Ideas similar to our "Pruning blocks within a stochastic layer" (see Section 3.2.2) has already been considered in literature. Xia et al. (2022) removes blocks from the search space which are rarely chosen. In Ci et al. (2021) the authors efficiently search over a large search space with multiple SuperNet trainings. In contrast to both methods, our approach requires a single training of a SuperNet, which makes the procedure much faster. Ding et al. (2022) uses DARTs Liu et al. (2018b) to prune operations in a cell. It assesses importance of each operation and all operations but the two strongest are removed at the end of the training. In contrast, our methodology removes blocks from the SuperNet during the training, which also reduces the training time.

Table 1: PRUNET search space inspired by GPUNet-1

Stage	Type	Stride	Kernel	# Layers	Activation	Expansion	Filters	SE
0	Conv	2	{3,5}	1	Swish		24	
1	Conv	1	{3,5}	2	RELU		24	
2	Fused-IRB	2	{3,5}	3	Swish	(0, 8]	64	{0,1}
3	Fused-IRB	2	{3,5}	3	Swish	(0, 8]	96	{0,1}
4	IRB	2	{3,5}	2	Swish	(0, 8]	160	{0,1}
5	IRB	1	{3,5}	5	RELU	(0, 8]	288	{0,1}
6	IRB	2	{3,5}	6	RELU	(0, 8]	448	{0,1}
7	Conv + Pool + FC	1	1	1	RELU		1280	

3 METHODOLOGY

Some of the previous NAS works Bender et al. (2018); Liu et al. (2018b); Mei et al. (2019); Xie et al. (2018) focus on cell structure search. It aims to find a cell (building block), which is then repeated to build the whole network. However, as stated in Lin et al. (2020), different building blocks might be optimal in different parts of a network. That is why we focus on layer-wise search, i.e., each layer can use a different building block.

The SuperNet is assumed to have a layered structure. Each layer is built from high-level blocks, e.g., IRB in computer vision or self-attention blocks in natural language processing. Only one block in each layer is selected in the final architecture. Residual layers can be replaced by skip connections during the search, effectively making the network shallower.

3.1 SEARCH SPACE

Since layer-wise SuperNets must have a predetermined number of output channels for each layer, selecting the right numbers is critical. Thus, it is worth to get inspired by a very good baseline model and define the search space such that models similar to the baseline model can be sampled from the SuperNet. With a search space defined this way, we can expect to find models uniformly better than the baseline or models with different properties, e.g., optimized accuracy for a target latency or optimized latency for a target accuracy. In our main experiments, we chose GPUNet-1 Wang et al. (2022) as a baseline network. In the Table 1 we present the structure of our SuperNet defining the search space. Since we sample all possible expansions with channel granularity set to 32 (i.e., number of channels is forced to be a multiple of 32) and skip connections are considered for all residual layers our search space is covering $3^2 * 24 * 65 * 64 * 97^2 * 96 * 161 * 160 * 289^4 * 288 * 449^4 \approx 1.7e39$ candidates. For comparison, similar FBNet SuperNet, which would consume the same amount of GPU memory, would cover only $2^2 * 8^{17} \approx 9e15$ candidates. So, in this case, our methodology is able to cover $\approx 1.9e23$ times more options with the same GPU memory consumption.

3.2 SEARCH METHOD

Our search algorithm is similar to Wu et al. (2019). We focus on multi-objective optimization

$$\min_{\psi} \min_{\theta} L(\psi, \theta), \quad (1)$$

where ψ are the weights of the network and θ are the architecture weights. The goal is to minimize the following latency-aware loss function L

$$L(\psi, \theta) = \text{CE}(\psi, \theta) + \alpha \log(\text{LAT}(\theta))^\beta, \quad (2)$$

where $\text{CE}(\psi, \theta)$ is the standard cross entropy loss, and $\text{LAT}(\theta)$ is the latency of the network. Coefficient α defines the trade-off between accuracy and latency. Higher α results in finding networks with lower latency; lower α results in finding networks with higher accuracy. Coefficient β scales the magnitude of the latency. The loss function is inference-aware, meaning we optimize the latency of the networks for a specific hardware.

We train the SuperNet using continuous relaxation. Output of l -th layer is equal to

$$x_{l+1} = \sum_i a_{l,i} \cdot B_{l,i}(x_l), \quad (3)$$

where x_l is the output of the layer $(l - 1)$, $B_{l,i}(x_l)$ represents the output of the i -th block of the l -th layer. Every block in a layer is assumed to have the same input and output tensor shapes. The coefficients $a_{l,i}$ come from the Gumbel-Softmax distribution Jang et al. (2016)

$$a_{l,i} = \text{Gumbel-Softmax}(\theta_{l,i}|\theta_l) = \frac{\exp[(\theta_{l,i} + g_{l,i})/\tau]}{\sum_j \exp[(\theta_{l,i} + g_{l,i})/\tau]}, \quad (4)$$

where $\theta_{l,i}$ is the architecture weight of the block. $g_{l,i}$ is sampled from Gumbel(0, 1). Parameter τ controls the temperature of the Gumbel-Softmax function. In contrast to Wu et al. (2019), we set τ to have a constant value throughout the training. Architecture weights θ are differentiable and trained using gradient descent alongside ψ weights.

The total latency $\text{LAT}(\theta)$ is the sum of latencies of all layers in the SuperNet. Similarly, the latency of a layer is a sum of latencies of its blocks weighted by Gumbel-Softmax coefficients

$$\text{LAT}(\theta) = \sum_l \sum_i a_{l,i} \cdot \text{LAT}(B_{l,i}). \quad (5)$$

Our method allows to choose the target device for inference. For chosen hardware, we pre-compute and store in the lookup table the latency $\text{LAT}(B_{l,i})$ for every permissible block, the same way as in Wu et al. (2019). Then the search does not need to compute any further latencies and can be run on arbitrary hardware (e.g. for embedded target hardware used in autonomous vehicles, one could still train the network on a super computer).

The training is conducted on a smaller proxy dataset to make the SuperNet training faster. We empirically confirmed that the performance of the found architecture on the proxy problem correlates with the performance on the original problem. Once the final architecture is obtained from the SuperNet, it is evaluated and re-trained from scratch on the full dataset.

3.2.1 PRUNING INTERNAL STRUCTURE OF A BLOCK

Algorithm 1: Prunode masking

Constants c , max_distance , granularity , and momentum were set to 0.8, 0.6, 32, and 0.4 respectively.

```

weight ← 0.0; // Initialize architecture weight used by Gumbel-Softmax with 0
update ← 0.0;
s ← 0.5; // Small mask initially masks out half of the channels
l ← 1.0; // Large mask initially contains all of the channels
Procedure update_masks (progress) // Called after each training iteration
  if l − s > granularity then // Update masks until consecutive choices are reached
    update ← update × momentum + weight; // Momentum speeds up convergence
    distance ← max_distance × (1 − progress)2; // Calculate distance between masks; progress ∈ [0,1]
    s ← s + update; // Update small mask
    if s > 0 then
      weight ← 0; // Reset architecture weight if not a corner case
      s ← min(s, 1 − c × distance); // Prevent premature convergence
    else
      s ← 0; // Make small mask non-negative
    end
    l ← s + distance; // Update large mask
    small_mask ← round(s × max_channels, granularity); // Ensure divisibility by granularity
    small_mask ← clip(small_mask, granularity, max_channels − granularity); // Ensure small_mask is in bounds
    large_mask ← round(l × max_channels, granularity); // Ensure divisibility by granularity
    large_mask ← clip(large_mask, small_mask + granularity, max_channels); // Ensure large_mask is in bounds
    create_masks(small_mask, large_mask);
  end

```

We use a particular procedure for finding final values of discrete inner hidden dimensions of a block. It is required that the impact of discrete parameters on the objective function (in our case, a function of latency and accuracy) is predictable, e.g., small parameter values mean a negative impact on accuracy but a positive impact on latency, and large parameter values mean a positive impact on accuracy but negative impact on latency. We also require it to be regular – the impacts described

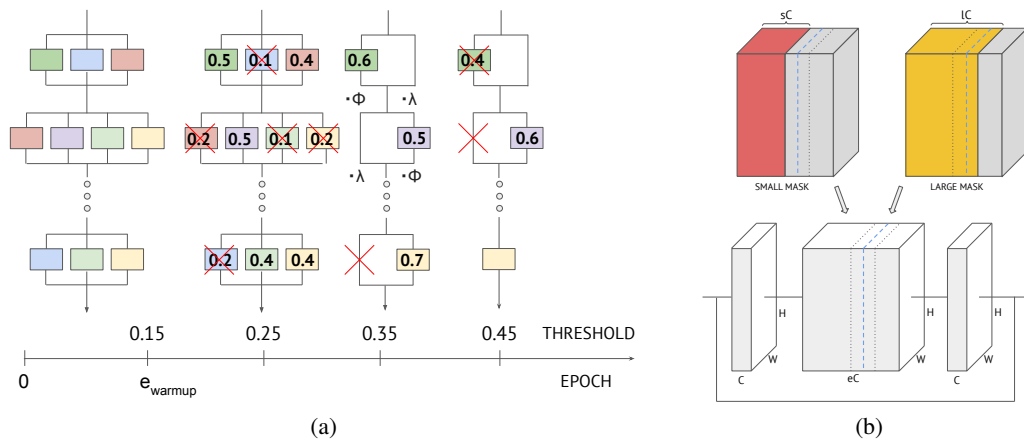


Figure 2: (a) SuperNet trimming procedure: For the first e_{warmup} epochs, train only regular weights. After the warmup phase, start training architecture weights and increase the threshold linearly. Remove blocks whose architecture weights are below the threshold. After removing the penultimate block of the layer put skip connection block in its place. Multiply the output of this skip connection block by ϕ , and the output of the other block by λ as stated in Section 3.2.3. At the end of the training, every layer contains exactly one block, thus the result of the training is a non-stochastic network. (b) Procedure for channel pruning in case of an IRB: The inner tensor in IRB has the shape of $eC \times W \times H$, where C is the input number of channels of the block, e is the maximal expansion ratio, W and H are the width and the height of the feature map. Small candidate uses sC channels, and large candidate uses lC channels, where $s, l \in (0; e]$ and $s < l$. The optimal candidate that we try to find (marked with the blue dashed line) uses oC channels and it is assumed that $s \leq o \leq l$. Both candidates mask out unused channels. The weights are shared between the candidates. The number of channels used by both candidates (s and l) dynamically changes throughout the training.

above are monotonic with regard to the parameter value. A good example of such a parameter is the expansion ratio in the IRB.

Prunode consists of two copies of the same block. Unlike in Wu et al. (2019), both blocks share the weights Pham et al. (2018), and the only difference between them is masking. In contrast to Wan et al. (2020) masks are not applied to the outputs of blocks but only to a hidden dimension. The larger mask is initialized with all 1s, thus using all the channels. The smaller mask is initialized in a way to mask out half of the channels.

We try to ensure that the optimal mask value o is in between the candidates. More precisely, if a candidate with a larger mask l has a larger likelihood of being chosen, i.e., has a larger architecture weight compared to a candidate with a smaller mask s , then both masks should be expanded. In the opposite case, both masks should be reduced. The distance between masks $d = l - s$ should decrease as the training progresses, and at the end of the search, the d should be close to zero. Due to the rules above, by the end of the search, we expect that the final values obtained are close to each other and should tend to an optimal solution. After the search, we sample a single candidate (from those two modified candidates), cf. Wu et al. (2019). Fig. 2b visualizes the masks of two candidates in the case of using IRB. The exact procedure of prunode masking is presented in Algorithm 1.

Our routine extensively searches through discrete inner hidden dimension parameter values while keeping memory usage and computation costs low. Our proposed method has a computation cost and memory usage of $\mathcal{O}(1)$ with respect to the number of all possible values, as only two candidates are evaluated every time. Further, as we prune most of the suboptimal candidates, the SuperNet architecture tends to the sampled one. As a result, co-adaptation among operations is minimized.

3.2.2 PRUNING BLOCKS WITHIN A STOCHASTIC LAYER

Each block in layer l has its architecture weight initialized as $1/N_l$, where N_l is the number of blocks in the layer l . Architecture weights are not modified for the first e_{warmup} epochs. After the warmup phase is finished, the SuperNet can be pruned, i.e., when a block in a layer has a probability of being chosen below a threshold, it is removed from the layer. This threshold changes linearly during the training and depends only on the value of the current epoch of the training. During epoch $e > e_{\text{warmup}}$ the threshold t is equal to

$$t(e) = t_{\text{initial}} + (t_{\text{final}} - t_{\text{initial}}) \frac{e - e_{\text{warmup}}}{e_{\text{total}} - e_{\text{warmup}}}. \quad (6)$$

The initial threshold should not be higher than $1/\max(N_l)$, where $\max(N_l)$ is the highest number of blocks in a layer, so no blocks are immediately removed after the warmup phase. The final threshold should not be lower than 0.5, thus, during the training, all blocks but one are removed from each layer. An example of block pruning is presented in Fig. 2a.

3.2.3 PRUNING UNNECESSARY STOCHASTIC LAYERS

Some layers might have the same input and output tensor sizes. For such layers, it is possible to remove them completely to obtain a shorter network. Removing a layer is equivalent to choosing a skip connection block. However, adding a skip connection block to the search space increases memory consumption. Moreover, using this approach we observed a bias towards finding shallower architectures than optimal. Instead of adding a skip connection block to the set of possible blocks of a layer, we introduce a GPU memory optimization. When the penultimate block is to be removed from a layer, it is replaced by a skip connection block. From that point, the output of the skip connection block is multiplied by ϕ , and the output of the other remaining block is multiplied by the parameter λ , where ϕ and λ are coefficients fixed for the whole training. Each layer uses the same values of these parameters. Once the skip connection block or the other block is removed from the layer, the output is no longer multiplied by any parameter. Selecting different λ and ϕ values allows to reduce the bias towards shallower networks and thus gives more control to find an even better architecture.

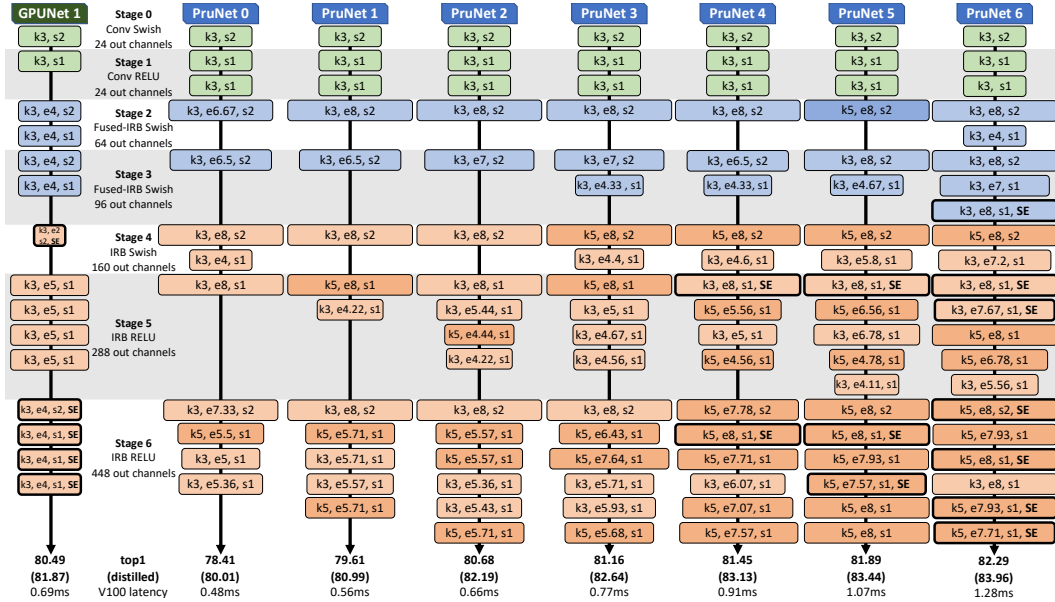


Figure 3: PRUNET networks: Image input resolution is set to 288x288 for all networks. Thick border represents block using Squeeze and Excitation. Darker shade of color represents kernel size = 5. Width is proportional to expansion ratio value. Each architecture is followed by Convolution 1x1 with 1280 output channels, RELU activation function, Adaptive Average Pool, and Linear layer.

4 EXPERIMENTS

We test our methodology on Imagenet-1k Deng et al. (2009) as there are many good networks that can potentially be tuned. In particular, recent GPUNet networks Wang et al. (2022) set up a SOTA Pareto frontier in terms of latency and inference accuracy for small networks. Their architecture scheme is perfect to showcase the value of our proposed method. The networks created during these experiments are called PRUNET, and Fig. 3 presents their structure. In this section, we delve into details of how we found PRUNET family and analyze the search cost. We also show that our networks transfer well to COCO object detection task.

4.1 IMAGE CLASSIFICATION ON IMAGENET

4.1.1 FINDING PRUNET NETWORK FAMILY

Inspired by GPUNet-1 architecture, we define our SuperNet, as described in section 3.1 and Table 1, with an image resolution of 288x288, 2D convolution with kernel size of 3, stride of 2, and Swish Ramachandran et al. (2017) activation function as the prologue, and then define 6 stages followed by an epilogue. At each stage, we use the same type of building block (convolution, Fused Inverted Residual Block (Fused-IRB), or IRB), activation function, and a number of channels as in GPUNet-1. Within these constraints in stages from 2 to 6, we define stochastic layers that consist of four multi-blocks (kernel size $\in \{3,5\}$, SE $\in \{\text{True}, \text{False}\}$), all with maximum expansion of 8 and granularity of 32 channels. SE stands for Squeeze and Excitation block, cf. Hu et al. (2018). For stage 1, we define only two choices – kernel size $\in \{3,5\}$. Each stage contains one additional layer that can be skipped during the training compared to GPUNet-1. Thanks to such a defined SuperNet, we can sample GPUNet-1; hence the final result is expected to be improved.

To generate the entire Pareto frontier, we experiment with 7 different values of $\alpha \in \{0.2, 0.4, 0.6, 0.8, 1.0, 1.2, 2.0\}$. Parameter α is defined in equation 2 and changes the trade-off between latency and accuracy. Since proper layer skipping is crucial for finding a good network, and the last 130 epochs are relatively inexpensive due to the progressive pruning of the search space, we test 3 variants of layer skipping for each α . On the basis of preliminary experiments, we chose $\lambda \in \{0.4, 0.55, 0.85\}$ and $\phi = 1.1$. For each α value, we decide which λ value was the best based

Table 2: PRUNET image classification results. All latency measurements are made using batch size 1.

PRUNET Without Distillation Comparison						
Models	Top1 ImageNet	TensorRT Latency FP16 V100 (ms)	#Params (10e6)	#FLOPS (10e9)	PRUNET Speedup \uparrow	PRUNET Accuracy \uparrow
EfficientNet-B0 Tan and Le (2019)	77.1	0.94	5.28	0.38	1.96x	1.3
EfficientNetX-B0-GPU Li et al. (2021)	77.3	0.96	7.6	0.91	2x	1.1
REGNETY-1.6GF Radosavovic et al. (2020)	78	2.55	11.2	1.6	5.31x	0.4
PRUNET -0	78.4	0.48	11.3	2.10		
OFA 389 Cai et al. (2019)	79.1	0.94	8.4	0.39	1.68x	0.5
EfficientNetX-B1-GPU	79.4	1.37	9.6	1.58	2.45x	0.2
OFA 482	79.6	1.06	9.1	0.48	1.89x	0.0
PRUNET -1	79.6	0.56	14.8	2.57		
FBNetV3-B Dai et al. (2021)	79.8	1.5	8.6	0.46	2.27x	0.9
EfficientNetX-B2-GPU	80.0	1.46	10	2.3	2.21x	0.7
OFA 595	80.0	1.09	9.1	0.6	1.65x	0.7
EfficientNet-B2	80.3	1.65	9.2	1	2.5x	0.4
ResNet-50 He et al. (2016)	80.3	1.1	28.09	4	1.67x	0.4
GPUNet-1 Wang et al. (2022)	80.5	0.69	12.7	3.3	1.04x	0.2
PRUNET -2	80.7	0.66	18.6	3.31		
REGNETY-32GF	81	4.97	145	32.3	6.45x	0.2
PRUNET -3	81.2	0.77	20.8	4.05		
EfficientNetX-B3-GPU	81.4	1.9	13.3	4.3	2.09x	0.1
PRUNET -4	81.5	0.91	24.0	4.25		
EfficientNet-B3	81.6	2.04	12	1.8	1.91x	0.3
PRUNET -5	81.9	1.07	27.5	5.29		
ResNet-101 He et al. (2016)	82.0	1.7	45	7.6	1.33x	0.3
FBNetV3-F	82.1	1.97	13.9	1.18	1.54x	0.2
GPUNet-2 Wang et al. (2022)	82.2	1.57	25.8	8.38	1.23x	0.1
PRUNET -6	82.3	1.28	31.1	7.36		
PRUNET With Distillation Comparison						
PRUNET -0 (distilled)	80.0	0.48	11.3	2.10		
GPUNet-0 (distilled)	80.7	0.61	11.9	3.25	1.09x	0.3
PRUNET -1 (distilled)	81.0	0.56	14.8	2.57		
GPUNet-1 (distilled)	81.9	0.69	12.7	3.3	1.04x	0.3
PRUNET -2 (distilled)	82.2	0.66	18.5	3.31		
PRUNET -3 (distilled)	82.6	0.77	20.8	4.05		
PRUNET -4 (distilled)	83.1	0.91	24.0	4.25		
PRUNET -5 (distilled)	83.4	1.07	27.5	5.29		
GPUNet-2 (distilled)	83.5	1.57	25.8	8.38	1.23x	0.5
EfficientNetV2-S Tan and Le (2021)	83.9	2.67	22	8.8	2.09x	0.1
PRUNET -6 (distilled)	84.0	1.28	31.1	7.36		

on the final loss from the SuperNet search. The architecture with the best loss was then trained from scratch. Table 2 compares the PRUNET results against other baselines. For all the considered networks of comparable accuracy, PRUNET has significantly lower latency. It is worth to note that it does not necessarily have lower number of parameters or FLOPS. In particular, comparing PRUNETs and GPUNETs (both among distilled and non-distilled networks), we observe that the obtained networks are uniformly better, meaning we get higher accuracy with lower latency.

4.1.2 ABLATION STUDY

Each of the optimizations has a different impact on search performance. Main advantage of the first one (3.2.1) is memory efficiency. Prunode allows significant increase of the size of the search space without increasing the demand for compute and memory resources. The second optimization

Table 3: Cost analysis

Scenario		FBNetV1	1st opt (3.2.1)	2nd opt (3.2.2)	3rd opt (3.2.3)	All opts
hard	search space size	$9e15$	$7.1e38$	$9e15$	$1.5e17$	$1.7e39$
	memory needed	$80GB$	$80GB$	$80GB$	$80GB$	$80GB$
	time to train	140h	140h	62h	140h	62h
same	search space size	$1.7e39$	$1.7e39$	$1.7e39$	$1.7e39$	$1.7e39$
	memory needed	$> 1TB$	$100GB$	$> 1TB$	$> 1TB$	$80GB$
	time to train	—	190h	—	—	62h

(3.2.2) can save a lot of computational time without compromising the quality of the results. Last optimization (3.2.3) saves memory that would be needed for skip connection in standard FBNetV1 approach and increases quality of the final results. Table 3 visualizes the cost impact in two scenarios: fixed GPU memory budget and fixed (PRUNET) search space. Appendix B contain analysis on the quality of the results.

4.2 OBJECT DETECTION ON COCO

The experiments were conducted on the COCO 2017 detection dataset Lin et al. (2014). We chose EfficientDet Tan et al. (2020) as a baseline model. We replaced the original EfficientNet backbone with GPUNet and PRUNET for broad comparison. All backbones were pretrained without distillation. Figure 4 shows that our architectures can be successfully transferred to other Computer Vision tasks. PRUNET turned out to be faster and more accurate, similarly as it was on the image classification task.

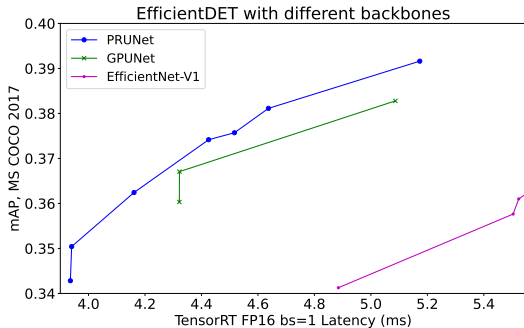


Figure 4: PRUNET as a backbone outperforms GPUNet and EfficientNet on COCO object detection task on inference latency relative to mean Average Precision (mAP)

5 CONCLUSIONS

We introduced **Prunode** a stochastic bi-path building block which can be used to search the inner hidden dimension of blocks in any differentiable NAS with $\mathcal{O}(1)$ cost. Together with two novel layer pruning techniques, we show that our proposed inference-aware method establishes a new SOTA Pareto frontier (PRUNET) in TensorRT inference latency and ImageNet-1K top-1 accuracy, and enables fine granularity sampling of the Pareto frontier to better fit external deployment constraints. Further our results presented in Table 2 confirm that FLOP and number of parameters are not the right proxy for latency, highlighting the importance of the correct metric for architectural evaluation. Although we only present results with computer vision tasks, our methods can be generalized to searching models for natural language processing (NLP), speech, and recommendation system tasks.

REFERENCES

- G. Bender, P.-J. Kindermans, B. Zoph, V. Vasudevan, and Q. Le. Understanding and simplifying one-shot architecture search. In *International Conference on Machine Learning*, pages 550–559. PMLR, 2018.
- H. Cai, J. Yang, W. Zhang, S. Han, and Y. Yu. Path-level network transformation for efficient architecture search. In *International Conference on Machine Learning*, pages 678–687. PMLR, 2018a.
- H. Cai, L. Zhu, and S. Han. Proxylessnas: Direct neural architecture search on target task and hardware. *arXiv preprint arXiv:1812.00332*, 2018b.
- H. Cai, C. Gan, T. Wang, Z. Zhang, and S. Han. Once-for-all: Train one network and specialize it for efficient deployment. *arXiv preprint arXiv:1908.09791*, 2019.
- C. Chen, F. Tung, N. Vedula, and G. Mori. Constraint-aware deep neural network compression. In *Proceedings of the European Conference on Computer Vision (ECCV)*, pages 400–415, 2018.
- X. Chen, L. Xie, J. Wu, and Q. Tian. Progressive differentiable architecture search: Bridging the depth gap between search and evaluation. In *Proceedings of the IEEE/CVF international conference on computer vision*, pages 1294–1303, 2019.
- Y. Ci, C. Lin, M. Sun, B. Chen, H. Zhang, and W. Ouyang. Evolving search space for neural architecture search. In *Proceedings of the IEEE/CVF International Conference on Computer Vision*, pages 6659–6669, 2021.
- E. D. Cubuk, B. Zoph, D. Mane, V. Vasudevan, and Q. V. Le. Autoaugment: Learning augmentation policies from data. *arXiv preprint arXiv:1805.09501*, 2018.
- X. Dai, P. Zhang, B. Wu, H. Yin, F. Sun, Y. Wang, M. Dukhan, Y. Hu, Y. Wu, Y. Jia, et al. Chamnet: Towards efficient network design through platform-aware model adaptation. In *Proceedings of the IEEE/CVF Conference on Computer Vision and Pattern Recognition*, pages 11398–11407, 2019.
- X. Dai, A. Wan, P. Zhang, B. Wu, Z. He, Z. Wei, K. Chen, Y. Tian, M. Yu, P. Vajda, et al. Fbnetv3: Joint architecture-recipe search using predictor pretraining. In *Proceedings of the IEEE/CVF Conference on Computer Vision and Pattern Recognition*, pages 16276–16285, 2021.
- J. Deng, W. Dong, R. Socher, L.-J. Li, K. Li, and L. Fei-Fei. Imagenet: A large-scale hierarchical image database. In *2009 IEEE Conference on Computer Vision and Pattern Recognition*, pages 248–255, 2009. doi: 10.1109/CVPR.2009.5206848.
- Y. Ding, Y. Wu, C. Huang, S. Tang, F. Wu, Y. Yang, W. Zhu, and Y. Zhuang. Nap: Neural architecture search with pruning. *Neurocomputing*, 477:85–95, 2022.
- J.-D. Dong, A.-C. Cheng, D.-C. Juan, W. Wei, and M. Sun. Dpp-net: Device-aware progressive search for pareto-optimal neural architectures. In *Proceedings of the European Conference on Computer Vision (ECCV)*, pages 517–531, 2018.
- S. Falkner, A. Klein, and F. Hutter. Bohb: Robust and efficient hyperparameter optimization at scale. In *International Conference on Machine Learning*, pages 1437–1446. PMLR, 2018.
- K. He, X. Zhang, S. Ren, and J. Sun. Deep residual learning for image recognition. In *Proceedings of the IEEE conference on computer vision and pattern recognition*, pages 770–778, 2016.
- G. Hinton, O. Vinyals, J. Dean, et al. Distilling the knowledge in a neural network. *arXiv preprint arXiv:1503.02531*, 2(7), 2015.
- A. G. Howard, M. Zhu, B. Chen, D. Kalenichenko, W. Wang, T. Weyand, M. Andreetto, and H. Adam. Mobilenets: Efficient convolutional neural networks for mobile vision applications. *arXiv preprint arXiv:1704.04861*, 2017.
- J. Hu, L. Shen, and G. Sun. Squeeze-and-excitation networks. In *Proceedings of the IEEE conference on computer vision and pattern recognition*, pages 7132–7141, 2018.
- E. Jang, S. Gu, and B. Poole. Categorical reparameterization with gumbel-softmax. *arXiv preprint arXiv:1611.01144*, 2016.
- H. Jin, Q. Song, and X. Hu. Auto-keras: An efficient neural architecture search system. In *Proceedings of the 25th ACM SIGKDD international conference on knowledge discovery & data mining*, pages 1946–1956, 2019.
- D. P. Kingma and J. Ba. Adam: A method for stochastic optimization. *arXiv preprint arXiv:1412.6980*, 2014.

- A. Krizhevsky, V. Nair, and G. Hinton. Cifar-10 (canadian institute for advanced research). URL <http://www.cs.toronto.edu/kriz/cifar.html>, 5(4):1, 2010.
- G. Larsson, M. Maire, and G. Shakhnarovich. Fractalnet: Ultra-deep neural networks without residuals. *arXiv preprint arXiv:1605.07648*, 2016.
- L. Li, K. Jamieson, A. Rostamizadeh, E. Gonina, J. Ben-Tzur, M. Hardt, B. Recht, and A. Talwalkar. A system for massively parallel hyperparameter tuning. *Proceedings of Machine Learning and Systems*, 2:230–246, 2020a.
- S. Li, M. Tan, R. Pang, A. Li, L. Cheng, Q. V. Le, and N. P. Jouppi. Searching for fast model families on datacenter accelerators. In *Proceedings of the IEEE/CVF Conference on Computer Vision and Pattern Recognition*, pages 8085–8095, 2021.
- X. Li, C. Lin, C. Li, M. Sun, W. Wu, J. Yan, and W. Ouyang. Improving one-shot nas by suppressing the posterior fading. In *Proceedings of the IEEE/CVF Conference on computer vision and pattern recognition*, pages 13836–13845, 2020b.
- H. Liang, S. Zhang, J. Sun, X. He, W. Huang, K. Zhuang, and Z. Li. Darts+: Improved differentiable architecture search with early stopping. *arXiv preprint arXiv:1909.06035*, 2019.
- M. Lin, H. Chen, X. Sun, Q. Qian, H. Li, and R. Jin. Neural architecture design for gpu-efficient networks. *arXiv preprint arXiv:2006.14090*, 2020.
- T.-Y. Lin, M. Maire, S. Belongie, J. Hays, P. Perona, D. Ramanan, P. Dollár, and C. L. Zitnick. Microsoft coco: Common objects in context. In *European conference on computer vision*, pages 740–755. Springer, 2014.
- C. Liu, B. Zoph, M. Neumann, J. Shlens, W. Hua, L.-J. Li, L. Fei-Fei, A. Yuille, J. Huang, and K. Murphy. Progressive neural architecture search. In *Proceedings of the European conference on computer vision (ECCV)*, pages 19–34, 2018a.
- H. Liu, K. Simonyan, and Y. Yang. Darts: Differentiable architecture search. *arXiv preprint arXiv:1806.09055*, 2018b.
- R. Luo, F. Tian, T. Qin, E. Chen, and T.-Y. Liu. Neural architecture optimization. *Advances in neural information processing systems*, 31, 2018.
- J. Mei, Y. Li, X. Lian, X. Jin, L. Yang, A. Yuille, and J. Yang. Atomnas: Fine-grained end-to-end neural architecture search. *arXiv preprint arXiv:1912.09640*, 2019.
- P. Molchanov, J. Hall, H. Yin, J. Kautz, N. Fusi, and A. Vahdat. Hant: Hardware-aware network transformation. *arXiv preprint arXiv:2107.10624*, 2021.
- H. Pham, M. Guan, B. Zoph, Q. Le, and J. Dean. Efficient neural architecture search via parameters sharing. In *International conference on machine learning*, pages 4095–4104. PMLR, 2018.
- I. Radosavovic, R. P. Kosaraju, R. Girshick, K. He, and P. Dollár. Designing network design spaces. In *Proceedings of the IEEE/CVF Conference on Computer Vision and Pattern Recognition*, pages 10428–10436, 2020.
- P. Ramachandran, B. Zoph, and Q. V. Le. Searching for activation functions. *arXiv preprint arXiv:1710.05941*, 2017.
- M. Sandler, A. Howard, M. Zhu, A. Zhmoginov, and L.-C. Chen. Mobilenetv2: Inverted residuals and linear bottlenecks. In *Proceedings of the IEEE conference on computer vision and pattern recognition*, pages 4510–4520, 2018.
- M. Shen, H. Yin, P. Molchanov, L. Mao, J. Liu, and J. M. Alvarez. Halp: Hardware-aware latency pruning. *arXiv preprint arXiv:2110.10811*, 2021.
- M. Tan and Q. Le. Efficientnet: Rethinking model scaling for convolutional neural networks. In *International Conference on Machine Learning*, pages 6105–6114. PMLR, 2019.
- M. Tan and Q. Le. Efficientnetv2: Smaller models and faster training. In *International Conference on Machine Learning*, pages 10096–10106. PMLR, 2021.
- M. Tan, B. Chen, R. Pang, V. Vasudevan, M. Sandler, A. Howard, and Q. V. Le. Mnasnet: Platform-aware neural architecture search for mobile. In *Proceedings of the IEEE/CVF Conference on Computer Vision and Pattern Recognition*, pages 2820–2828, 2019.

- M. Tan, R. Pang, and Q. V. Le. Efficientdet: Scalable and efficient object detection. In *Proceedings of the IEEE/CVF conference on computer vision and pattern recognition*, pages 10781–10790, 2020.
- A. Vahdat, A. Mallya, M.-Y. Liu, and J. Kautz. Unas: Differentiable architecture search meets reinforcement learning. In *Proceedings of the IEEE/CVF conference on computer vision and pattern recognition*, pages 11266–11275, 2020.
- A. Wan, X. Dai, P. Zhang, Z. He, Y. Tian, S. Xie, B. Wu, M. Yu, T. Xu, K. Chen, et al. Fbnetv2: Differentiable neural architecture search for spatial and channel dimensions. In *Proceedings of the IEEE/CVF Conference on Computer Vision and Pattern Recognition*, pages 12965–12974, 2020.
- L. Wang, C. Yu, S. Salian, S. Kierat, S. Migacz, and A. F. Florea. Gpunet: Searching the deployable convolution neural networks for gpus. *arXiv preprint arXiv:2205.00841*, 2022.
- R. Wightman. Pytorch image models. <https://github.com/rwightman/pytorch-image-models>, 2019.
- B. Wu, X. Dai, P. Zhang, Y. Wang, F. Sun, Y. Wu, Y. Tian, P. Vajda, Y. Jia, and K. Keutzer. Fbnet: Hardware-aware efficient convnet design via differentiable neural architecture search. In *Proceedings of the IEEE/CVF Conference on Computer Vision and Pattern Recognition*, pages 10734–10742, 2019.
- X. Xia, X. Xiao, X. Wang, and M. Zheng. Progressive automatic design of search space for one-shot neural architecture search. In *Proceedings of the IEEE/CVF Winter Conference on Applications of Computer Vision*, pages 2455–2464, 2022.
- L. Xiang, Ł. Dudziak, M. S. Abdelfattah, T. Chau, N. D. Lane, and H. Wen. Zero-cost proxies meet differentiable architecture search. *arXiv preprint arXiv:2106.06799*, 2021.
- S. Xie, H. Zheng, C. Liu, and L. Lin. Snas: stochastic neural architecture search. *arXiv preprint arXiv:1812.09926*, 2018.
- T.-J. Yang, A. Howard, B. Chen, X. Zhang, A. Go, M. Sandler, V. Sze, and H. Adam. Netadapt: Platform-aware neural network adaptation for mobile applications. In *Proceedings of the European Conference on Computer Vision (ECCV)*, pages 285–300, 2018.
- K. Yu, R. Ranftl, and M. Salzmann. An analysis of super-net heuristics in weight-sharing nas. *IEEE Transactions on Pattern Analysis and Machine Intelligence*, 2021.
- A. Zela, T. Elsken, T. Saikia, Y. MARRAKCHI, T. Brox, and F. Hutter. Understanding and robustifying differentiable architecture search. *arXiv preprint arXiv:1909.09656*, 2019.
- Y. Zhao, L. Wang, Y. Tian, R. Fonseca, and T. Guo. Few-shot neural architecture search. In *International Conference on Machine Learning*, pages 12707–12718. PMLR, 2021.

A EXPERIMENTS DETAILS

A.1 MACHINE AND SOFTWARE SETUP

The experiments were performed on nodes equipped with 8 NVIDIA Tesla A100 GPUs (DGX-A100). Python 3.6.8 and Pytorch Image Models Wightman (2019) v0.4.12 were used inside `pytorch/pytorch:1.9.1-cuda11.1-cudnn8-runtime` docker container.

By inference latency we mean *Median GPU Compute Time* measured via `trtexec` command with FP16 precision and batch size of 1 using TensorRT version 8.0.1.6 on a single NVIDIA V100 GPU with driver version 450.51.06 inside `nvcr.io/nvidia/tensorrt:21.08-py3` docker container.

A.2 IMAGENET EXPERIMENTS

The experiments were conducted on the Imagenet-1k Deng et al. (2009) (which has a custom non-commercial use license) image classification dataset. It consists of 1.2 million training samples and 50 thousand validation samples, which span over 1000 classes. For all experiments we used a weight decay of $1e-5$ and an AutoAugment Cubuk et al. (2018) with an augmentation magnitude of 9 and standard deviation 0.5 (corresponding to the probability of applying the operation) for both architecture search and training from scratch. The experiments were performed in automatic mixed precision (AMP).

A.2.1 ARCHITECTURE SEARCH DETAILS

An architecture search was performed on 10% of randomly selected classes from the original dataset. The input images were scaled to a resolution of 288×288 . The search lasted 200 epochs, with a total batch size of 256 and a cosine learning rate scheduler that had an initial value of 0.1. We used the Adam Kingma and Ba (2014) optimizer for the architecture parameters and the RMSprop optimizer with an initial learning rate of 0.002 for the weights. We divided the search into two phases. In the first phase we train only the regular weights for the first $e_{\text{warmup}} = 70$ epochs, and we only do it once to save computational time. In the second phase, which lasts the remaining 130 epochs, in each epoch 80% of the training dataset was used to train the regular weights and the remaining 20% was used to train the architecture weights. The second phase has been computed in many variants but always starts from a common checkpoint after e_{warmup} epochs. During this phase, we progressively prune the search space using a pruning threshold (see Section 3.2.2) that increases linearly from 0.15 to 0.55. At the end of each epoch, we removed blocks below the threshold from the search space. The momentum used in the pruning internal structure of a Prunode was equal to 0.4. The coefficient α in the loss function varied across different runs with analyzed values of $\{2.0, 1.2, 1.0, 0.8, 0.6, 0.4, 0.2\}$, but all runs used the same coefficient β value of 0.6. The latency term LAT of the loss function was measured in μs .

A.2.2 TRAINING DETAILS

The hyperparameters' values were based on GPUNet-1 Wang et al. (2022). For fair comparison we decided to train GPUNet-0, GPUNet-1 and GPUNet-2 using exactly the same hyperparameters (including batch size) as we used for PRUNETs.

After the architecture search, the sampled network was again trained from scratch. The training lasted for 450 epochs with a total batch size of 1536 and an initial learning rate of 0.06. The learning rate decays by 0.97 times for every 2.4 epochs. `crop_pct` was set to 1.0. Exponential Moving Average (EMA) was used with a decay factor of 0.9999. We used the drop path Larsson et al. (2016) with a base drop path rate of 0.2. All of the PRUNET and GPUNet networks have been trained with and without distillation Hinton et al. (2015). Knowledge distillation is a technique that transfers the knowledge from a large pre-trained model to a smaller one which can be deployed under real-world limited constrains. For the training with distillation, we used different teachers and different `crop_pct` as it is presented in Table 4.

Table 4: For each image resolution a different teacher was selected. Additionally `crop_pct` was changed to match the `crop_pct` of the teacher.

	model resolution	teacher architecture	teacher resolution	crop_pct
GPUNet1 & PRUNET	288 × 288	EfficientNet-B3	300 × 300	0.904
GPUNet0	320 × 320	EfficientNet-B4	380 × 380	0.922
GPUNet2	384 × 384	EfficientNet-B5	456 × 456	0.934

Table 5: Search results for different ϕ and λ .

For each combination of (α, ϕ, λ) we run a single search and for each search the total loss is reported. The total loss is a sum of cross entropy loss and latency loss ($\text{Loss} = \text{CE} + \alpha * \text{LAT}^\beta$). #IRBs indicates the number of Fused-IRB and IRB in the final architecture. The number of the other layers is the same for all architectures. PRUNET architectures are shown in bold

	$\phi, \lambda = (1.0, 1.0)$		$\phi, \lambda = (1.1, 0.85)$		$\phi, \lambda = (1.1, 0.55)$		$\phi, \lambda = (1.1, 0.4)$	
	Loss	#IRBs	Loss	#IRBs	Loss	#IRBs	Loss	#IRBs
$\alpha = 2.0$	6.7149	6	6.6316	7	6.5968	9	6.6241	11
$\alpha = 1.2$	4.2938	9	4.1876	10	4.2139	12	4.2039	13
$\alpha = 1.0$	3.6352	11	3.6015	13	3.6074	13	3.6138	14
$\alpha = 0.8$	3.0027	13	2.9932	14	2.9762	14	2.9692	15
$\alpha = 0.6$	2.3528	15	2.3394	15	2.316	15	2.3723	15
$\alpha = 0.4$	1.7154	16	1.7201	17	1.7296	16	1.6946	16
$\alpha = 0.2$	1.0573	18	1.0573	18	1.0687	18	1.0531	18

A.3 COCO EXPERIMENTS

The object detection experiments were conducted on the MS COCO 2017 dataset Lin et al. (2014) (licensed under a Creative Commons Attribution 4.0 License). We used EfficientDet Tan et al. (2020) as a baseline model and replaced the original EfficientNet Tan and Le (2019) backbone with PRUNET and GPUNet. The training lasted for 300 epochs with batch size of 60. The learning rate was warmed-up for the first 20 epochs with the value set to $1e-4$. Then, the cosine learning rate scheduler was used with an initial learning rate of 0.65. The optimizer was SGD with a momentum of 0.9 and a weight decay of $4e-5$. Gradient clipping of value 10.0 was introduced. The training was performed in automatic mixed precision (AMP). We used the Exponential Moving Average (EMA) with a decay factor of 0.999.

B DETAILED ANALYSIS OF PRUNING UNNECESSARY STOCHASTIC LAYERS

Proper selection of parameters ϕ and λ (which multiply the output of skip connection and the output of a block; for more details see Section 3.2.3) can influence the final length of the sampled network. In particular Table 5 shows that for α large enough, the number of layers is inversely related to λ for considered cases. To further analyze the impact of our methodology, we run additional searches with $(\phi, \lambda) = (1.0, 1.0)$ – these values correspond to a base approach without our modification at all. From Table 5 it is clear that for $\alpha \geq 0.8$, the base approach samples networks with fewer layers than the searches we performed. To prove that our approach is justified, we train all 28 of the architectures found during the searches described above and we draw Pareto Frontiers defined by all four sets of ϕ and λ . Figure 5 shows that our search technique can find networks with up to 15% better latency with the same accuracy compared to the base approach. Our methodology uses the final loss of the search as a zero-cost filter to select architectures that are good candidates to be evaluated. Figure 6 presents the Pareto Frontier of Search Loss with relation to Final Latency. Looking at both figures, it is directly visible that if search loss is significantly better for similar searches (in this case for similar α values), we can also expect better results in terms of the final accuracy; however, the correlation is not strong. Therefore, without additional compute overhead, our methodology can find networks that are almost optimal, possibly still leaving room for improvement.

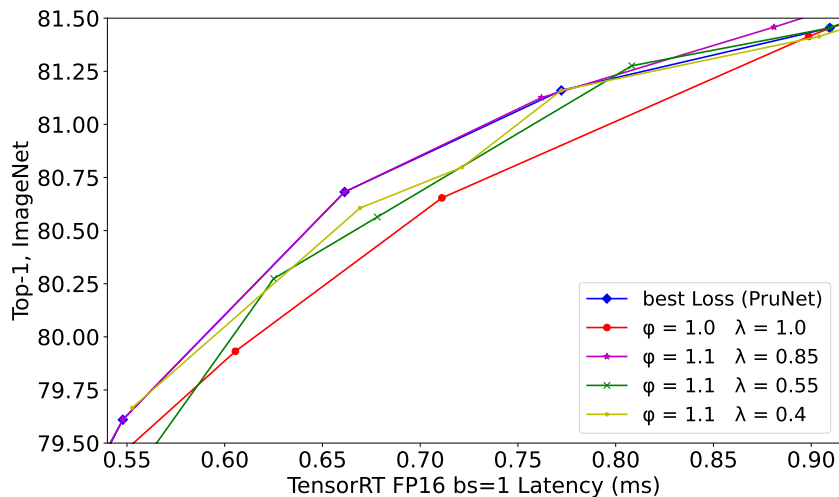


Figure 5: Graph focuses on the architectures being searched using $0.6 \leq \alpha \leq 1.2$

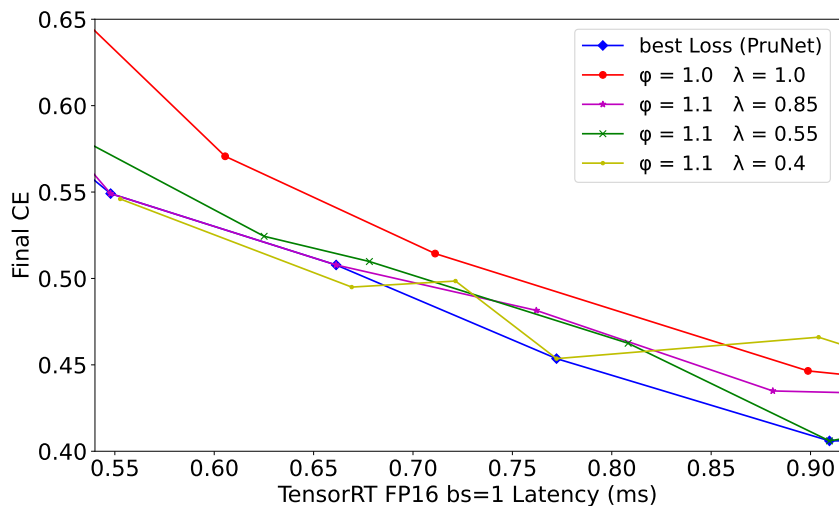


Figure 6: Graph focuses on the architectures being searched using $0.6 \leq \alpha \leq 1.2$, which shows the relationship between the final CE of the search and the final latency of the architecture