

Fractal Decomposition based Algorithm for Dynamic camera alignment optimization problem

Arcadi Llanza^{1,2}, Nadiya Shvai¹ and Amir Nakib²

¹ Vinci Autoroutes, Cyclope.ai, Paris, France

² Université Paris-Est Créteil, Laboratoire LISSI, Vitry sur Seine, France

1 Introduction

Image Alignment (IA) has become an important task to be taken into account in real-world applications. IA is the process of overlaying images to be able to further analyze them. It is a crucial step because many systems rely on obtaining the correct formatted data to take a posteriori decision. This concept comes from a more generic one called image registration. IA was initially introduced by *Lukas, Kanade et al.* in [1].

In this work, we tackle the Dynamic Optimization Problem (DOP) of IA in a real-world application using a Dynamic Optimization Algorithm (DOA) called Fractal Decomposition Algorithm (FDA), introduced in [2] by *Nakib et al.*. We used FDA to perform IA on CCTV camera feed from a tunnel. As the camera viewpoint can change by multiple reasons such as wind, maintenance, etc. the alignment is required to guarantee the correct functioning of video-based traffic security system.

The rest of this paper is organized as follows. First, Section 2 introduces the problem formulation. Then, Section 3 recalls the FDA foundations. Afterwards, 4 introduces the conducted experiments and explains the obtained results. Finally, in Section 5 the conclusions are presented.

2 Problem Definition

In this real-world application, we aim to solve the dynamic optimization problem of aligning a camera image that has been shifting over time (see Figure 1).



Fig. 1. Left: Images obtained from the camera at time $t - 1$. **Right:** Images obtained from the camera at time t . A shift in the camera can be observed including translation and rotation distortions.

To do so, we optimize the matrix H (see Equation (1)) containing 8 Degrees of Freedom (DoF) that correspond to image geometrical transformation (such as translation, rotation, skewing).

$$H = \begin{pmatrix} DoF_{11} & DoF_{12} & DoF_{13} \\ DoF_{21} & DoF_{22} & DoF_{23} \\ DoF_{31} & DoF_{32} & 1 \end{pmatrix} \quad (1)$$

The direct and inverse transformation are given in Equation (2).

$$\begin{aligned} I_1 \cdot H &= I_2 \\ I_1 &= I_2 \cdot H^{-1} \end{aligned} \quad (2)$$

Therefore, given two images I_1 and I_2 that have been captured using the same camera (from the same position, just changing its viewpoint), and that have a view overlap, it should exist a matrix H that let us transform the content of one image into the other one. Specifically, the values in H : DoF_{11} , DoF_{12} , DoF_{21} and DoF_{22} estimate the rotation. Parameters DoF_{13} , DoF_{23} estimate the translation. Finally, DoF_{31} , DoF_{32} estimate the skewing effect. Parameter H_{33} is used for the scale magnitude. Given the problem setup it can be fixed to a constant value of 1.

To perform estimation of the H matrix parameters, a set of point have been initially detected and described in both images. These points were then pairwise matched based on the descriptors similarity (see Figure 2 for an illustration). We formulate the IA as a dynamic optimization problem




Fig. 2. Sets of images containing the detected and matched keypoints.

by considering the loss function \mathcal{L}_{loss} that provides the (partial) sum of distances between pairs of matched keypoints after apply the transformation H on one point from the pair (see Equation (3)).

$$\begin{aligned} error_k &= d_{L_1}(keypoint_{I_2}^k, keypoint_{I_1}^k \cdot H) \\ \mathcal{L}_{loss} &= \sum_{error_k < P_i(errors)} error_k \end{aligned} \quad (3)$$

More specifically, we use L_1 distance between pairs of points. When calculating the loss function we take into account lower the distances up to a certain i^{th} percentile P_i . For the experiments we found empirically the value of $i = 80$ to perform well. We use the percentile to smooth the optimization function (*e.g.* filter non-properly matched keypoints).

3 Methodology

To solve the stated problem, we propose to use FDA to deal with this dynamic environment. More specifically, FDA uses a fractal decomposition structure based on hyperspheres (see Figure 3) to explore the search space, and an Intensive Local Search (ILS) method to exploit the promising regions. It was shown in [3] that this approach is exceptionally beneficial in high dimensional space

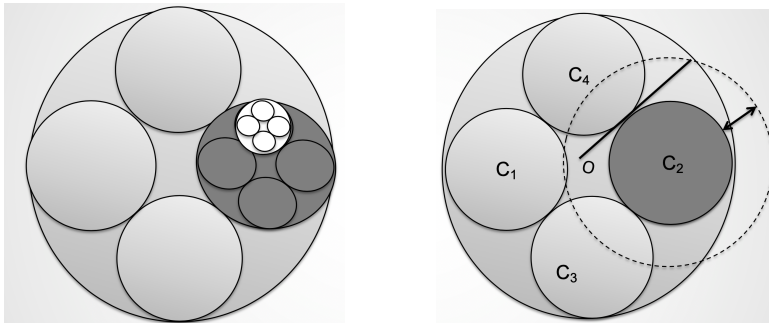


Fig. 3. **Left:** 4-level decomposition using the hypersphere fractal structure. **Right:** Representation of the hypersphere fractal decomposition with inflation coefficient to ensure that the search space is fully covered given a particular dimension.

problems. Herein, our goal is to demonstrate that FDA can also provide accurate results in a low dimension dynamic optimization problems and can be successfully applied to solve a real-world task.

4 Results

The Figure 4 illustrates the optimization process. The red dashed line shows the best fitness error in the current period, and blue line gives the current fitness error obtained at a given evaluation.

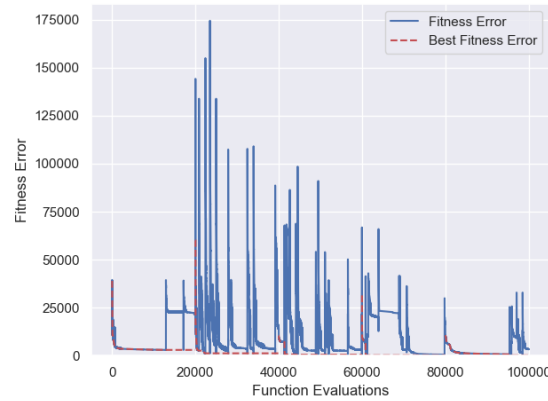


Fig. 4. Graph providing the dynamic optimization experiments. In blue the fitness error (obtained from the loss function) can be seen. In red the best fitness error obtained so far during this period of time is shown. Particularly, it can be observed that a camera has moved over time 5 times (red peaks).

In Figure 5 a pair of blended images is given in the same coordinate space showing that FDA has provided accurate results.



Fig. 5. Sets of blended images represented in the same space showing an accurate match.

5 Conclusions

In this paper, we presented a real-life use case of applying FDA. The obtained results demonstrate the efficiency of the method for solving the problem of image alignment. For the future work, we plan to extend FDA to deal with higher dimensional real-world problems (*e.g.* computer vision) to further validate the FDA’s capabilities.

References

1. B. D. Lucas, T. Kanade *et al.*, “An iterative image registration technique with an application to stereo vision.” Vancouver, 1981.
2. A. Nakib, S. Ouchraa, N. Shvai, L. Souquet, and E.-G. Talbi, “Deterministic metaheuristic based on fractal decomposition for large-scale optimization,” *Applied Soft Computing*, vol. 61, pp. 468–485, 2017.
3. L. Souquet, N. Shvai, A. Llanza, and A. Nakib, “Hyperparameters optimization for neural network training using fractal decomposition-based algorithm,” in *2020 IEEE Congress on Evolutionary Computation (CEC)*. IEEE, 2020, pp. 1–6.