

Towards Frame Rate Agnostic Multi-Object Tracking

Weitao Feng¹, Lei Bai^{2*}, Yongqiang Yao³, Fengwei Yu³ and Wanli Ouyang^{2,1}

¹The University of Sydney, 2006, NSW, Australia.

^{2*}Shangai AI Laboratory, 200232, Shanghai, China.

³SenseTime Group Ltd., China.

*Corresponding author(s). E-mail(s): baisanshi@gmail.com;

Contributing authors: weitao.feng@sydney.edu.au; soundbupt@gmail.com;
yufengwei@sensetime.com; wanli.ouyang@sydney.edu.au;

Abstract

Multi-Object Tracking (MOT) is one of the most fundamental computer vision tasks which contributes to a variety of video analysis applications. Despite the recent promising progress, current MOT research is still limited to a fixed sampling frame rate of the input stream. They are neither as flexible as human nor well-matched to industrial scenarios which require the trackers to be frame rate insensitive in complicated conditions. In fact, we empirically find that the accuracy of all recent state-of-the-art trackers drops dramatically when the input frame rate changes. For a more intelligent tracking solution, we shift the attention of our research work to the problem of Frame Rate Agnostic MOT (FraMOT), which takes frame rate insensitivity into consideration. In this paper, we propose a Frame Rate Agnostic MOT framework with Periodic training Scheme (FAPS) to tackle the FraMOT problem for the first time. Specifically, we propose a Frame Rate Agnostic Association Module (FAAM) that infers and encodes the frame rate information to aid identity matching across multi-frame-rate inputs, improving the capability of the learned model in handling complex motion-appearance relations in FraMOT. Besides, the association gap between training and inference is enlarged in FraMOT because those post-processing steps not included in training make a larger difference in lower frame rate scenarios. To address it, we propose Periodic Training Scheme (PTS) to reflect all post-processing steps in training via tracking pattern matching and fusion. Along with the proposed approaches, we make the first attempt to establish an evaluation method for this new task of FraMOT. Besides providing simulations and evaluation metrics, we try to solve new challenges in two different modes, *i.e.*, known frame rate and unknown frame rate, aiming to handle a more complex situation. The quantitative experiments on the challenging MOT17/20 dataset (FraMOT version) have clearly demonstrated that the proposed approaches can handle different frame rates better and thus improve the robustness against complicated scenarios.

Keywords: Frame Rate Agnostic, Multi-Object-Tracking, Multi-Frame-Rate, Frame Rate Agnostic MOT Framework, Frame Rate Information Inference and Encoding, Frame Rate Agnostic Association, Periodic Training Scheme

1 Introduction

Multi-Object Tracking (MOT) is one of the most fundamental computer vision tasks that helps

machines recognize the world automatically and intelligently, contributing to a great number of industrial applications of video analysis. Along

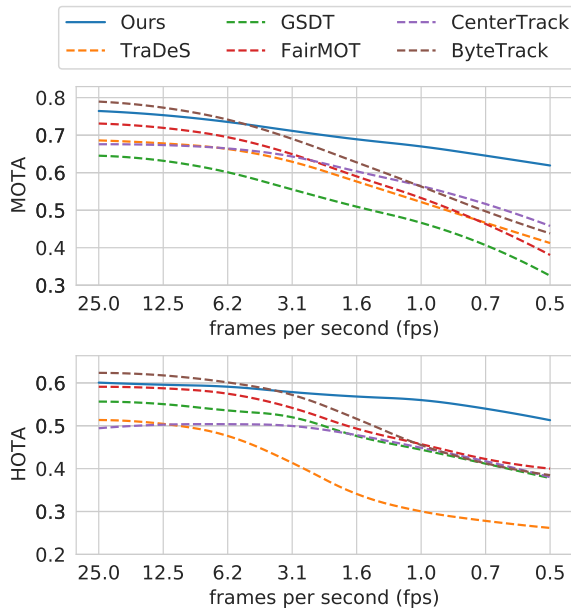


Fig. 1: Performance of recent state-of-the-art trackers at multi-frame-rate settings. Both MOTA and HOTA scores drop dramatically when the frame rate are lowered down. Our proposed method has better capability of handling frame rate changes compared with previous methods.

with the development of deep learning, the MOT methods evolve from motion-color-texture tracking Takala and Pietikainen (2007); Zhang et al (2008) to motion-appearance-mixed tracking Chu et al (2017); Sadeghian et al (2017), and are jointly trained with detection to simplify the procedures and reduce computational cost Kieritz et al (2018); Zhou et al (2020); Zhang et al (2021).

Despite the aforementioned promising progress, we argue that current MOT algorithms are still not intelligent enough and cannot well satisfy industrial demands since they all work on videos with a fixed frame rate. On the one hand, human can track objects in videos with diverse frame rates, even in a situation lacking any information on the streaming frame rate. However, the recent State-Of-The-Art (SOTA) trackers Zhou et al (2020); Wu et al (2021); Wang et al (2021); Zhang et al (2021, 2022) are not robust to frame rate changes. As shown in Fig. 1, we evaluated several recent trackers (dashed lines in Fig. 1) on MOT17 and MOT20 challenges with different input frame rates and have found that their tracking capability decreases a lot when the frame rate

is reduced. The ByteTrack Zhang et al (2022) is much better than CenterTrack Zhou et al (2020) in normal frame rate setting but is not advanced in lower frame rate settings, showing that some tracking techniques are frame rate sensitive. On the other hand, different applications require MOT models to work on different sampling rates. Some applications (*e.g.*, autonomous driving) require the tracker to have low latency and provide input videos of very high sampling frame rates, but more others (*e.g.*, large-scale trajectory retrieval and tracking-based crowd counting Han et al (2022)) only require the MOT algorithms to work on different lower frame rates. These applications care less about frequent perception of object locations at every single time step but focus more on trajectory integrity along a greater temporal range. Although training and deploying a separate tracker for each frame rate is feasible, this trivial solution is neither convenient nor efficient because developing, selecting, and deploying the best tracker for each application and frame rate is laborious and expensive for large systems. Besides, it assumes that the frame rate is available during testing, which may not always be true. Thus, proposing more general, unified, and frame rate agnostic trackers that can understand videos with diverse frame rates like a human is not only a reasonable objective for artificial intelligence but also a bandwidth-, storage-, and computation-efficient solution for many real-world scenarios.

To train a unified frame rate agnostic tracker, a straightforward manner is training a model of the classical design on the dataset with multiple diverse frame rates (*i.e.*, frame rate agnostic training). However, this vanilla design does not work well due to the following two challenges.

First, the optimal matching rules of motion-appearance relations are different at different input frame rates. For example, motion cues are usually more reliable when the input frame rate is high, because of a smaller movement between adjacent frames. While in lower-frame-rate settings, appearance cues become more important. Two detections with similar appearance may be unlikely to be judged as the same object in higher frame rate videos given the large spatial distance but are more likely to be the same object in lower frame rate videos. Classical association models

lack the mechanisms to well handle these complex motion-appearance relations.

Second, involving multi-frame-rate data in traditional frame-pair association training scheme leads to a larger gap between training and inference. Specifically, post-processing procedures that are not included in the training stage but applied in the inference stage will change the detected object locations, resulting the input data of the association networks in the training stage different from that in the inference stage. These changes are small in normal (higher) frame rates and thus can be ignored in the traditional training scheme. However, these changes are enlarged in the lower frame rates and are not negligible in the multi-frame-rate training. Section. 3 provides more detailed analysis.

To tackle these challenges and achieve a unified frame rate agnostic tracker, we propose the Frame Rate Agnostic MOT framework with Periodic training Scheme (FAPS), which consists of two effective techniques. *For the first challenge*, a unified Frame Rate Agnostic Association Module (FAAM) is proposed to handle various frame rate settings. Specifically, FAAM first employs the available frame rate information (e.g., the exact frame rate) to generate the frame rate embedding and infer the frame rate aware attention, which will further be multiplied with the prediction embedding in a channel-wise manner to predict final association scores. For the cases where the exact frame rate is known, the frame rate embedding can be directly obtained by the frame rate cosine embedding. For the cases where the exact frame rate is unknown during testing, we propose to use the Inter-frame Best-matched Distance Vector (IBDV) to infer the frame rate information. To calculate the IBDV of two adjacent frames, we first calculate the normalized positional distance matrix, and then select the minimum distance of each row in the matrix, sorting them to form a vector. IBDV encodes the distribution of object movements and thus provides information to infer the frame rate. *For the second challenge*, a Periodic Training Scheme (PTS) is designed to enhance the frame rate agnostic training. Before starting the training, we sample the tracking patterns via running previous model checkpoints on the real inference pipeline including all post-processing steps. The tracking

patterns record all information we need (*i.e.*, positions, motion predictions, and cached features) to simulate the inference stage environment during training. We assume these patterns of the tracker to have negligible variation within a short period, and thus we divide the whole training procedure into several training periods and only update patterns between periods. During training, instances not matching those patterns will be discarded because they probably do not appear in inference time, thus reducing the difficulties of frame rate agnostic training. The remaining instances will be fused with the recorded patterns to reduce the input variance and will be turned into affinity features. With the proposed approaches, we successfully improve the accuracy of the tracker, especially at lower frame rate settings.

To make a fair evaluation for the FraMOT task, we simulate the multi-frame-rate settings using existing benchmarking MOT datasets and develop metrics for the evaluation. Moreover, we test the methods of FraMOT task in two modes, *i.e.*, known-frame-rate mode and unknown-frame-rate mode, reflecting different deployment demands and bringing a more challenging yet practical MOT problem to the community. Section 5.1.1 shows more details of the evaluation method.

In summary, our contributions are three-fold:

- We, first the first time, raise the problem of Frame Rate Agnostic Multi-Object-Tracking (FraMOT), which targets on learning a unified model to track on videos with agnostic frame rates. Compared with the classical MOT, FraMOT is more intelligent and also practical for large vision systems.
- We propose a Frame Rate Agnostic MOT framework with Periodic training Scheme (FAPS), which is the first frame rate agnostic MOT baseline attempting to effectively handle various input frame rates with a single unified model for a more robust MOT tracker in industrial scenarios.
- We propose an Frame Rate Agnostic Association Module (FAAM) to make use of given or inferred frame rate cues for aiding the identity matching, leading to a more intelligent tracker.
- We propose a Periodic Training Scheme (PTS) for frame rate agnostic MOT model training,

providing the simulation of inference environment and thus reducing training-inference gap of data association.

Quantitative experiments on the challenging MOT17 and MOT20 (FraMOT versions) datasets clearly demonstrate the effectiveness of our proposed approaches at various input frame rates, which provides new insights for a more intelligent tracking solution. Code will be available at <https://github.com/Helicopt/FraMOT> soon.

2 Related Work

2.1 MOT Trackers

Most methods for MOT follow the tracking-by-detection paradigm [Wojke et al \(2017\)](#); [Tang et al \(2017\)](#); [Milan et al \(2017\)](#); [Sadeghian et al \(2017\)](#); [Chu et al \(2017\)](#); [Xu et al \(2019\)](#); [Zhou et al \(2020\)](#); [Zhang et al \(2021\)](#). Some methods [Milan et al \(2017\)](#); [Saleh et al \(2021\)](#) focus on motion tracking. [Milan et al \(2017\)](#) propose to model the target motion states using RNNs and predict target motions in the future frames. [Saleh et al \(2021\)](#) propose a motion model to score the tracklets, and is able to improve the performance by tracklet inpainting. Appearance feature learning is also an important part of modern MOT methods [Wojke et al \(2017\)](#); [Sadeghian et al \(2017\)](#); [Chu et al \(2017\)](#). [Wojke et al \(2017\)](#) propose to borrow techniques from the Re-ID task to aid the MOT task. [Sadeghian et al \(2017\)](#) propose to encode motion, appearance and interaction information for data association. [Chu et al \(2017\)](#) propose to use target specific trackers to model the appearance of each target. Recently joint learning of detection and tracking is also a trending branch of MOT [Zhou et al \(2020\)](#); [Zhang et al \(2021\)](#). [Zhou et al \(2020\)](#) propose a point-based framework for joint detection and tracking. [Zhang et al \(2021\)](#) propose to fairly balance the detection and tracking part in the joint task. Some other methods focus on the optimization of the association of trajectories. [Tang et al \(2016, 2017\)](#); [Hornakova et al \(2020\)](#) develop different graph partition methods for data association. [Yoon et al \(2019\)](#) propose to add structural constraints on the data association. [Hu et al \(2020\)](#) formulates the data association as a rank-1 tensor approximation problem. Besides single-camera MOT, [Wen et al \(2017\)](#); [Ma et al](#)

[\(2021\)](#) contribute to cross-camera MOT problem. Nevertheless, all these methods have the common assumption of a fixed input frame rate, which is making the methods vulnerable in some industrial scenarios where input frame rate sampling strategy may be various. Our proposed approaches aim to establish a frame rate agnostic MOT solution that is robust to frame rate changing via unified frame rate inferring and encoding mechanisms.

2.2 MOT Training

There are mainly two different types of MOT training, *i.e.*, with association in end-to-end training and without association in end-to-end training. Most recent research on joint detection and tracking separates the feature training and the association training. Typically, [Wojke et al \(2017\)](#); [Zhang et al \(2021\)](#) utilize deep models to perform detection and generate appearance features for tracking, and the tracker itself is not data-driven. Some hand-crafted rules are used for target association. These rules might work well in some situations, but would be difficult to be transferred to new environments. [Brasó and Leal-Taixé \(2020\)](#); [Li et al \(2020\)](#); [Sadeghian et al \(2017\)](#); [Chu and Ling \(2019\)](#) present their methods with association in end-to-end training. However, most methods still have a post-processing stage, with hand-crafted target management. These post-processing steps are not considered in the association training. It may has minor impacts when the streaming frame rate is high and the movements of targets are small, but we find that it actually has large impacts when running a mixed frame rate training. This problem leads to a gap between association training and inference, which is even enlarged in FraMOT. The post-processing including target management and smoothing techniques like Kalman Filter also helps reduce the training difficulties. If we still follow the traditional training scheme and ignore the impacts from the post-processing, we can hardly achieve a promising tracking performance. Therefore, in this paper, we propose a new training scheme that include the impacts from post-processing into the training stage of association, in a way of periodically updating. We thus make the training and inference environment almost the same and reduce the challenge of mixed frame rate training. [Maksai and Fua \(2019\)](#) also propose to train a tracker

in an iterative way, which aims to enrich the training data via adding wrongly tracked samples of the previous checkpoint. Our method differs from this work in two aspects: first, our method is for the online FraMOT problem and improvements are mainly from low frame rate scenarios, while [Maksai and Fua \(2019\)](#) works on normal frame rate multiple hypothesis tracking (MHT), which is for a totally different purpose; second, our approach is not enriching the training data but doing the opposite, aiming to reduce the gap and reduce unnecessary challenges in frame rate agnostic tracking. Our work is technically complementary to this work.

2.3 MOT Evaluation

CLEAR metrics [Bernardin and Stiefelhagen \(2008\)](#), the most popular MOT evaluation metrics up to now, propose to use Multi-Object-Tracking Accuracy (MOTA) as the performance indicator for MOT. MOTA considers the False Positive (FP), False Negative (FN) and IDentity SWitch (IDSW) as three critical terms for MOT. However, the IDSW number is usually far smaller than the FN number, which makes detection quality dominate the task. Later then, the Identity metrics [Ristani et al \(2016\)](#) and Higher Order Tracking Accuracy (HOTA) [Luiten et al \(2021\)](#) metrics are proposed to solve such problem. The core metric of Identity metrics, IDF1 score, is designed to evaluate MOT in multi-camera MOT task. IDF1 basically indicates the largest ratio of consistent tracking. Due to the optimization problem in Identity metrics, IDF1 takes a long time to compute, especially when the video to be evaluated contains thousands of frames and hundreds of objects. HOTA is then proposed to solve these drawbacks of MOTA and IDF1. In the experiment of HOTA metric, surveys were conducted and it shows that HOTA can reflect the judgements of human beings about tracking quality in a more accurate way.

Although these metrics provide a general definition of tracking quality, it is still difficult to predict the actual performance in some complicated scenarios, *e.g.*, a so-called better tracker may become much worse when the input frame rate changes. Unlike the change of resolution size, changing the frame rate leads to a more complicated setting which usually involves dozens of

modifications of the method details. We believe that a robust tracker should have the capability of handling different frame rates. As current evaluation methods are not sufficient for frame rate agnostic MOT evaluation, we attempt to propose new evaluation methods and provide a wider analysis about tracking quality in application scenarios.

3 Frame Rate Agnostic MOT

In this section, we introduce the Frame Rate Agnostic Multi-Object Tracking (FraMOT) problem for a more flexible, intelligent, and robust tracking solution. As an extended challenge of traditional MOT, the desired output of the FraMOT problem is the same as the classical MOT problem, *i.e.*, finding out all objects of interest along the input video with each detection result having a bounding box and an identity number. The identity number should be the same for detection results in different frames as long as they belong to the same identity instance. The only difference between FraMOT and the normal MOT problem is the input, *i.e.*, input videos of the normal MOT are all sampled in a fixed small range of frame rates (*e.g.*, 25 frames per second), while in FraMOT, the input frame rate is agnostic and could vary according to different situations. Besides, we usually know the exact frame rate in classical MOT problem, but this may not be true in FraMOT due to dynamic sampling strategies or some other pre-processing steps. Therefore, we consider two different testing modes in FraMOT, *i.e.*, known frame rate and unknown frame rate, to simulate different deployment scenarios.

New challenges of FraMOT. The direct challenge that FraMOT brings is how to handle agnostic streaming frame rates, which requires the trackers to handle more complex and diverse motion and appearance shifts, and makes most previous techniques and heuristic strategies (*i.e.*, classical association model design, training scheme, and target management methods) not working anymore. First, it is more difficult to train the association module following the previous most commonly used network design, which never considers multi-frame-rate inputs and thus lacks the mechanisms to process dynamic motion-appearance relations. Second, previous training

schemes are based on the assumption that post-processing and target management do not influence the performance of the association module, which might be true in high frame rate tracking but is false in FraMOT. In classical MOT training, the inputs of the association network are the bounding boxes and appearance features provided by the *raw detection results* for adjacent key frame pairs. However, in the inference stage, the inputs of the association network (bounding boxes and appearance features) are provided by the *target management*, which is different from raw detection results. The reason is that a lot of post-processing steps, such as trajectory cache strategy, occlusion status handling, and feature and motion smoothing techniques, are applied. These post-processing procedures performed only in the inference stage will change the locations of the bounding boxes used as the input data to the association networks in the following frames and thus will change the association results in the future frames. For example, Kalman Filter, a commonly used motion smoothing technique, will predict a movement of each trajectory based on historical locations, which provides the association networks with a predicted object location instead of the location from the original detection result in the following frames. Another example is that the caching strategy will provide/add temporarily lost targets (object bounding boxes) to the association networks, which are not present during the training stage. Considering the small sampling interval that leads to small object movements, the changes of the input data to the association network might be negligible in normal frame rate scenarios and thus have minor impact in traditional association training. However, when video frame rates become lower (sampling interval is increased), the object movements become larger and thus the influence of this gap could be significant (*e.g.*, the predicted movement is larger and less accurate and there are more temporally lost cached targets in lower frame rate scenarios). The enlarged changes lead to an enlarged gap between the training stage and inference stage and result in an accuracy drop during inference. Moreover, these post-processing steps are not learn-able, but are necessary to manage the trajectories and improve the overall accuracy, which makes it hard to eliminate the gap between training and inference. Thus, new approaches

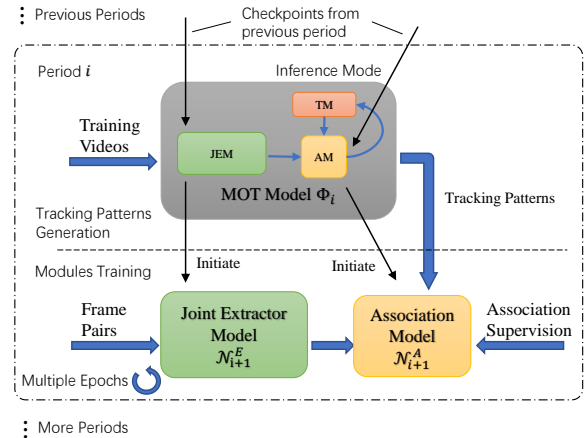


Fig. 2: The training pipeline of the proposed **F**rame-rate **A**gnostic MOT framework with **P**eriodic **T**raining **S**cheme (FAPS) at top level. There are multiple training periods in the framework, each period contains two stages, *i.e.*, tracking patterns generation and module training. In tracking pattern generation, we generate the tracking patterns using the previous MOT model. Then these tracking patterns will be used for module training, providing brief information of testing environment. ‘JEM’, ‘AM’ and ‘TM’ are short for Joint Extractor Module, Association Module and Target Management, respectively.

for data association network design and training scheme are needed.

4 Frame Rate Agnostic MOT Framework with Periodic Training Scheme

In this section, we introduce our Frame Rate Agnostic MOT framework with Periodic training Scheme (FAPS) to address the new challenges of FraMOT.

4.1 Overview

There are three different modules in the framework, *i.e.*, Joint Extractor Module (JEM), Association Module (AM), and Trajectory Management Module (TM). The JEM generates the detection results and corresponding appearance embeddings from raw images. The AM associates

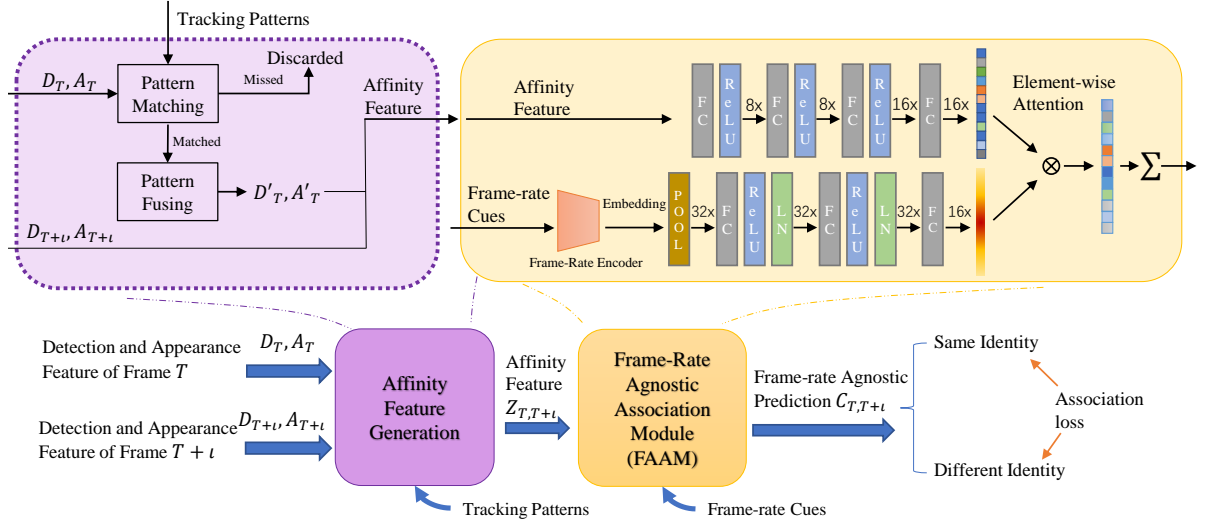


Fig. 3: The training pipeline of the Association Model (AM). The detection bounding boxes $D_T, D_{T+\iota}$ and corresponding appearance features $A_T, A_{T+\iota}$ of Frame T and $T + \iota$ generated by the joint extractor (e.g., YOLOX detector with a appearance embedding branch) are firstly fed to the Affinity Feature Generation Module and are matched with tracking patterns. Those matched and fused with some patterns (i.e., D'_T and A'_T) form pairs with $D_{T+\iota}$ and $A_{T+\iota}$ and generate the affinity features $Z_{T,T+\iota}$. Then affinity features $Z_{T,T+\iota}$ will be fed to the Frame Rate Agnostic Association Module (FAAM) and fused with the frame rate embedding generated from the provided frame rate cues. Finally the voted prediction $C_{T,T+\iota}$ of the module is supervised by the association loss.

the new detection results with existing trajectories. The TM determines the initiation and termination of all trajectories, making them smoother and handling their status.

The core module of the proposed framework is the Association Module. We design a new Frame Rate Agnostic Association Module with mechanisms to encode frame rate information, providing the capability to handle complex motion-appearance relations of the various frame rates. At the same time, the framework is trained with the proposed Periodic Training Scheme (PTS), which takes all post-processing steps into consideration, providing a simulation of the inference stage environment and thus reducing the gap of data association between training and inference.

Fig. 2 illustrates the overview of the proposed framework. The training pipeline follows the proposed PTS consisting of several training periods, each period contains two stages, i.e., tracking patterns generation stage, and tracking module training stage. Specifically, the tracking patterns generation stage conducts a forward pass using the model checkpoints from last period and

generates the tracking patterns. The tracking patterns include some inference stage information that helps simulate the inference run-time (details in 4.2). In the module training stage, the Association Model takes the output of the JEM and the tracking patterns as input, generates the affinity features, predicts the association scores using the proposed Frame Rate Agnostic Association Module (FAAM), and is supervised by the corresponding association ground-truth signals, as shown in Fig. 3. Specially, during training, instead of passing the input data to the FAAM directly, we design an affinity feature generation module to adjust the affinity features utilizing the generated tracking patterns via pattern matching and fusion. Then the adjusted affinity features will be passed through the FAAM. The FAAM networks utilize the frame rate information to infer the frame rate aware attention and enhance the association prediction. During Inference, the model checkpoints of the last period will be used. The association model only takes the output of the JEM as input, the tracking patterns are no longer needed and the pattern matching and fusion step is removed.

The inference pipeline is the same as the tracking patterns generation pipeline.

4.2 Periodic Training Scheme

As mentioned in Section 3, one of the challenges that FraMOT brings to us is that the diverse video frame rates enlarge the gap between frame-pair association training and actual inference run-time. The most straight forward solution is adding these inference stage post-processing procedures to the training stage, which is hard to implement since most of these procedures can not be backward propagated. To address this issue, we propose to reflect the inference time post-processing steps during training by considering the tracking patterns in the association network (detailed in Section 4.3.1), which is generated via the Periodic Training Scheme.

Here, the tracking patterns are some records that can reflect the inference time patterns, which depend on the post-processing steps of the tracker. In this paper, tracking patterns include the location of each tracked target at every frame (denoted by p_i^{loc}), the Kalman-Filter-predicted movement based on the previous trajectory, the cached appearance feature embedding (denoted by p_i^{pred} and p_i^{apr} , respectively), as well as the level index (denoted by p_i^{lvl}) of the two-stage association strategy because we use a cascade association strategy as some previous works Yu et al (2016); Zhang et al (2021). Other patterns such as the tracklet occlusion status can also be included if the tracker does have a carefully designed occlusion management.

The Periodic Training Scheme aims at generating these tracking patterns in a periodic manner considering that the inference stage tracking behaviors are not going to change significantly within a short training period. As shown in Fig. 2, we set up multiple training periods and re-sample the tracking patterns before each period starts. In the tracking pattern generation stage of a new period, we utilize the trained checkpoints of the previous period to build an MOT tracker, conduct tracking on full training videos, and generate the tracking patterns that will be used in the affinity feature generation pipeline (see Section 4.3.1). Then we train all the models using the training data and tracking patterns. When a training

Procedure 1 Periodic Training Scheme for MOT

Input: Period Number N_p , Training Data \mathcal{X}

Output: Trained Model Φ_{N_p}

```

Initialize  $\mathcal{N}_0^E$  with pretrained joint-extractor;
Initialize  $\mathcal{N}_0^A$  with random parameters;
 $\Phi_0 \leftarrow (\mathcal{N}_0^E, \gamma)$ ;  $\triangleright$  trivial association module  $\gamma$ 
for  $t:=1$  to  $N_p$  do
   $P_t \leftarrow \text{Track}(\mathcal{X}, \Phi_{t-1})$ ;
   $\mathcal{N}_t^E, \mathcal{N}_t^A \leftarrow \mathcal{N}_{t-1}^E, \mathcal{N}_{t-1}^A$ 
  for  $i:=1$  to  $\tau$  do
     $\mathcal{N}_t^E \leftarrow \mathcal{N}_t^E, \mathcal{N}_t^A$ 
     $\mathcal{N}_t^E \leftarrow \mathcal{N}_t^E - \lambda_E \nabla_{\mathcal{N}_t^E} L(\mathcal{X}, P_t; \mathcal{N}_t)$ 
     $\mathcal{N}_t^A \leftarrow \mathcal{N}_t^A - \lambda_A \nabla_{\mathcal{N}_t^A} L(\mathcal{X}, P_t; \mathcal{N}_t)$ 
  end for
   $\Phi_t \leftarrow (\mathcal{N}_t^E, \mathcal{N}_t^A)$ ;
end for
return  $\Phi_{N_p}$ 

```

period is done, we then have the updated checkpoints to generate tracking patterns for the next period. For the first period, we use a pre-trained joint-extractor and a trivial hand-crafted association module to generate the patterns instead of using randomly initialized checkpoints. For example, in this paper, we use the pre-trained YOLOX detection framework Ge et al (2021) with appearance embedding branch as the JEM, a linear combination of the spatial distances and appearance similarities as the AM, and the commonly used Hungarian Algorithm and Kalman Filter with thresholding strategies for target initiation and termination as the TM (detailed in Section 4.4). For the later periods, we use the proposed Frame Rate Agnostic Association Module (FAAM), and the architecture of JEM and TM remain the same.

The whole pipeline is shown in Procedure 1. $L(\mathcal{X}, P_t; \mathcal{N}_t)$ is the overall loss which combines detection losses and id loss from the JEM, and association loss from the AM (see Section 4.3.2). λ_E and λ_A are learning rates.

4.3 Frame Rate Agnostic Association

The Association Model (AM) takes the detection results and corresponding appearance feature embeddings from the JEM and the tracking patterns (for training only) provided by the PTS as inputs, and generates the affinity scores supervised by ground-truth labels. As shown in Fig. 3,

there are two parts in the AM, *i.e.*, Affinity Feature Generation Module and Frame Rate Agnostic Association Module.

4.3.1 Affinity Feature Generation

Given a frame pair of frame T and $T + \iota$, where ι is **not** a constant (*i.e.*, sampling interval is not fixed), the JEM generates the detection results $D_T = \{B_{T,i} \mid i = 1, 2, \dots, N_T\}$, $D_{T+\iota} = \{B_{T+\iota,i} \mid i = 1, 2, \dots, N_{T+\iota}\}$, and the corresponding appearance features $A_T = \{f_{T,i} \mid i = 1, 2, \dots, N_T\}$, $A_{T+\iota} = \{f_{T+\iota,i} \mid i = 1, 2, \dots, N_{T+\iota}\}$, where N_T denotes the numbers of proposals of frame T , $B_{T,i}$ contains the bounding box and confidence score of proposal i in frame T , and $f_{T,i}$ represents the appearance feature vector of proposal i in frame T , respectively. At the same time, we have the tracking patterns from frame T , denoted by $P_T = p_j \mid j = 1, 2, \dots, N_T^p$, where $p_j = \{p_j^{loc}, p_j^{pred}, p_j^{appr}, p_j^{lvl}\}$ consists of a bounding box location p_j^{loc} , an inference stage temporal prediction p_j^{pred} based on the inference environment, a saved appearance feature embedding p_j^{appr} from the inference time, as well as the matching level index p_j^{lvl} in the two stage association. We then construct a pattern matching and fusing pipeline to simulate the inference stage tracking environment for frame rate agnostic training. As shown in the left part of Fig. 3, only detections that are matched with a certain p_j will be chosen for the training, otherwise it will be discarded because they do not appear in inference stage (*e.g.*, being filtered out). In this work, we define a $B_{T,i}$ is matched with a pattern p_j of the same frame if and only if their Intersection Over Union $\text{IoU}(B_{T,i}, p_j^{loc})$ is larger than a threshold (*e.g.*, 0.7 as used in our work). Then the matched instances are fused with the tracking patterns and generates

$$\begin{aligned} D'_T = \{ & B_{T,i} + p_j^{pred} \mid \\ & p_j \in P_T \wedge B_{T,i} \in D_T \\ & \wedge p_j \text{ is matched with } B_{T,i} \} \\ \cup \{ & p_j^{loc} + p_j^{pred} \mid p_j \in P_T \\ & \wedge p_j \text{ is NOT matched} \}. \end{aligned} \quad (1)$$

The corresponding appearance features of D'_T is denoted by A'_T . Then the corresponding embedding $f'_i \in A'_T$ of $B'_i \in D'_T$ is

$$f'_i = \begin{cases} f_{T,l} & \text{if } B'_i \text{ is from some } B_{T,l}, \\ p_l^{appr} & \text{if } B'_i \text{ is from some } p_l^{loc}. \end{cases} \quad (2)$$

After matching and fusing, the D'_T, A'_T and $D_{T+\iota}, A_{T+\iota}$ are then used to calculate some affinity features for the association networks. We include three distance measurements and one environment variable as the affinity features, denoted by $Z_{T,T+\iota}$, where

$$\begin{aligned} Z_{T,T+\iota} = \{ & \mathcal{D}(B'_i, B_{T+\iota,j}), \text{IoU}(B'_i, B_{T+\iota,j}), \\ & \frac{f'_i \cdot f_{T+\iota,j}}{|f'_i| \cdot |f_{T+\iota,j}|}, \text{level}_i \\ & \mid \forall B'_i \in D'_T, B_{T+\iota,j} \in D_{T+\iota} \}. \end{aligned} \quad (3)$$

$\mathcal{D}(\cdot)$ denotes the normalized euclidean distance and level_i is the matching level index p_j^{lvl} in the two stage association where B'_i appears in the tracking patterns.

4.3.2 Frame Rate Agnostic Association Module

The affinity features $Z_{T,T+\iota}$ (in shape of $N_s \times D_a$, N_s is the sample amount and D_a is the dimension of each sample) are then fed into a 4-layer neural network \mathcal{N}_{aff} and transformed to more discriminative features f^{aff} (in shape of $N_s \times 16D_a$), as shown in the right part of Fig. 3. On the other branch generates the frame rate aware attention. The frame rate cues are first encoded into a frame rate embedding σ by the frame rate encoder (see the next paragraph), then the embedding is pooled into the shape of $N_s \times 32D_a$, followed by the 3-layer frame rate sub-net \mathcal{N}_{att} and finally the channel size is reduced to the same as the feature branch. The output of this branch is denoted by f^{att} (in shape of $N_s \times 16D_a$). The final output prediction of the association module is

$$C_{T,T+\iota} = \sum_i \frac{f_i^{aff} \cdot \exp(f_i^{att})}{\sum_j \exp(f_j^{att})}. \quad (4)$$

f_i^{aff} denotes the i -th element of f^{aff} and f_j^{att} denotes the j -th element of f^{att} . Finally, we apply a binary cross entropy loss L_{assoc} for the prediction $C_{T,T+\iota}$ with label 1 for the same identity

and 0 for a different one. The overall loss $L = L_{det} + \alpha L_{id} + \beta L_{assoc}$, where L_{det} and L_{id} is the detection losses and id loss for the joint-extractor, following similar design of Zhang et al (2021).

Frame Rate Encoder. As discussed in Section 3, the frame rate could either be known or unknown during the deployment stage. Thus, two frame rate encoders are introduced correspondingly.

For *known frame rate*, we simply use the cosine embedding of the given frame rate. Specifically, the i -th element of the frame rate embedding $\sigma_i = \cos(\frac{i \cdot s \cdot F}{D_\sigma})$, where F is the frame rate number, s is a constant scaling factor, and D_σ is the embedding dimension.

For *unknown frame rate*, we propose to utilize the Inter-frame Best-matched Distance Vector (IBDV) as the frame rate indicator. Specifically, IBDV describes the distribution of the normalized distances between instances in the two frames if the instances are best-matched. This distribution roughly encodes the frame rate information, because best-matched distances will increase when frame rate is reduced. As shown in Fig. 4, we first find the best matching object pairs through some pre-defined criteria, *e.g.*, minimizing spatial distances or appearance feature distances, and then put all normalized distance values of these pairs into a vector. To make its dimension unchanged, we sort the values in the vector and interpolate them into a fixed shape. We investigate the effects of different criterias to find the best matching pairs in 5.4.3. In our final solution, according to the results on MOT datasets, we choose the spatial distances as our criteria, *i.e.*, we choose the pairs minimising the sum of the spatial distances as our best matching pairs. Mathematically, when the frame rate is unknown,

$$\sigma = \text{interp}(\text{sort}(\{\mathcal{D}(B'_i, B_{T+l,j_i}), i = 1, 2, \dots, N'\})) \quad (5)$$

where B'_i, B_{T+l,j_i} is the i -th matched pair, interp denotes the linear interpolation and sort denotes sorting the values of a vector in non-decreasing order.

4.4 Online Tracking

For online tracking, we adopt a simple but effective pipeline that consists of steps including detection filtering, Kalman-Filter-based movement prediction, and a two-stage association strategy.

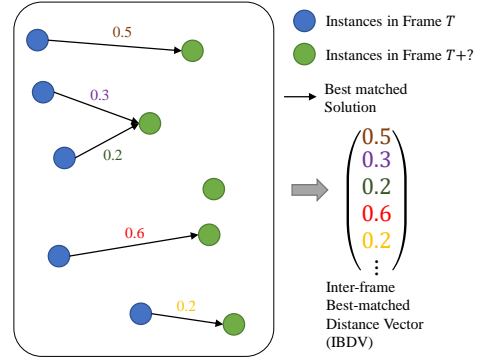


Fig. 4: Illustration of Inter-frame Best-matched Distance Vector (IBDV). We calculate the normalized distances of best matching pairs and generates the IBDV.

Procedure 2 Target Management Cycle

Input: Video Frames Set $I = I_1, I_2, \dots, I_T$

Output: Trajectories Set $\mathcal{T} = o_1, o_2, \dots, o_{N_T}$

$\mathcal{T} \leftarrow \emptyset;$

for $t:=1$ to T **do**

$D_t, A_t \leftarrow \mathcal{N}^E(I_t);$

$D_t, A_t \leftarrow \text{Filter}(D_t, A_t, \lambda_{low});$

$D_t^{high}, A_t^{high} \leftarrow \text{Filter}(D_t, A_t, \lambda_{high});$

$D_t^{low}, A_t^{low} \leftarrow D_t - D_t^{high}, A_t - A_t^{high};$

$\mathcal{T}' \leftarrow \text{KalmanFilter}(\mathcal{T});$

$\mathcal{T}_1, D_t^{rem}, A_t^{rem} \leftarrow$

$\text{Match}_1(\mathcal{T}', D_t^{high}, A_t^{high}; EA);$

$\mathcal{T}_2 \leftarrow \text{Match}_2(\mathcal{T}' - \mathcal{T}_1, D_t^{low}, A_t^{low}; EA);$

$\mathcal{T}_{rem} \leftarrow \text{InitTrack}(D_t^{rem}, A_t^{rem})$

$\mathcal{T} \leftarrow \mathcal{T}_1 \cup \mathcal{T}_2 \cup (\mathcal{T}' - \mathcal{T}_1 \cup \mathcal{T}_2) \cup \mathcal{T}_{rem};$

$\mathcal{T} \leftarrow \text{RemoveMissing}(\mathcal{T}, \lambda_i);$

\triangleright PTS collects $p_i^{loc}, p_i^{pred}, p_i^{appr}$ from \mathcal{T}

end for

return \mathcal{T}

The target management cycle is stated in Procedure 2. We first filter out background objects with a threshold λ_{low} , then predict the movement for each tracked target using Kalman-Filter. In the next, we perform two different stages of association, which is a commonly used technique to reduce fragments Yu et al (2016); Zhang et al (2021). For the first stage, only detection results of high confidence (confidence score greater than λ_{high}) will be put into the matching pool. For the second stage, the remaining unmatched tracked targets will be again put into

the matching pool and matched with the less confident detection results (confidence score less than λ_{high} but greater than λ_{low}). The association step will find out the best matching pairs minimising the sum of pair distances (or maximising the sum of pair scores). This can be easily calculated by the Hungarian Algorithm. Finally, the remaining unmatched detection results of high confidence (confidence score greater than λ_{high}) will be appended to the tracked target list. If a target in the tracked target list is unmatched for a long interval λ_i , then it will be dropped from the list.

5 Experiment

In this section, we provide quantitative experiment results, ablation studies and in-deep analysis for the proposed approaches to tackle the FraMOT problem.

5.1 Evaluation Datasets and Metrics

5.1.1 Datasets

For evaluating FraMOT, a multi-frame-rate dataset is necessary for training and evaluating the algorithm. Instead of collecting and re-annotating extra data, we simulate the multi-frame-rate inputs from existing high-frame-rate MOT datasets. We do not consider a higher frame rate than 30 fps, because i) currently most cameras work at a frame rate of 30 fps and streaming devices of higher frame rate are rare, and ii) to reduce computational cost most industrial scenarios tend to reduce the frame rate while not increase the frame rate, and iii) higher frame rate usually does not bring extra challenge. Given a video with F frames per second and N frames in total, the frames are denoted by I_1, I_2, \dots, I_N . The target frame rate is F' ($F' < F$) frame per second and we assume that F is divisible by F' . Our simulation method re-samples the original video and re-compose the frames into new videos, satisfying the target frame rate. Specifically, we generate $k = \frac{F}{F'}$ new videos, the i -th of which consists of frames $\hat{I}_{ij}, j = 1, 2, \dots, \frac{N}{k}$ where

$$\hat{I}_{ij} = I_{(j-1)k+i}. \quad (6)$$



Fig. 5: Illustration of multi-frame-rate dataset generation. We obtain k new videos with $\frac{F}{k}$ fps given the original video with F fps.

We call k the sampling factor of a simulation. As shown in Fig. 5, the original video is decomposed into a matrix of k rows and $\frac{N}{k}$ columns, with each row generating a new video at the target frame rate.

Considering that most videos nowadays have a default frame rate of 25 fps, we start from 25 fps and sample videos with 12.5 fps, 6.25 fps, 3.125 fps, 1.5625 fps, 1 fps, 0.722 fps and 0.5 fps for a through evaluation of the trackers' performance. That means, we choose 1, 2, 4, 8, 16, 25, 36, and 50 for k in the Eq. 6, leading to eight different settings in total. Although it is possible to sample videos of frame rates lower than 0.5 fps, but a 0.25 fps setting will generate videos with less than 10 frames, leading to weak test cases. This range may also be extended in the future as the demands change.

Table 1 shows the statistics of the simulation datasets. Every single frame from the original dataset is perfectly included in the new dataset. Lower target frame rate setting results in a larger number videos but shorter length for each generated video. However, the average numbers of different identities in each video remains stable.

5.1.2 Metrics

Following the CLEAR MOT metrics and HOTA metrics, we define the corresponding mean metrics over multi-frame-rate settings to reflect the overall performance of trackers on videos with diverse frame rates. Specifically, we use mean-HOTA (mHOTA) and mean-MOTA (mMOTA) as the primary indicators of frame rate agnostic

Dataset	$k=1$		$k=2$		$k=4$		$k=8$		$k=16$		$k=25$		$k=36$		$k=50$	
	fr.	id.	fr.	id.	fr.	id.	fr.	id.	fr.	id.	fr.	id.	fr.	id.	fr.	id.
MOT17-train	759	78	380	78	190	77	95	76	47	73	30	71	21	68	15	64
MOT17-test	846	-	423	-	211	-	106	-	53	-	34	-	23	-	17	-
MOT20-train	2233	554	1116	553	558	552	279	551	140	547	89	543	62	539	45	534
MOT20-test	1120	-	560	-	280	-	140	-	70	-	45	-	31	-	22	-

Table 1: Statistics of the generated videos. ‘fr.’ and ‘id.’ represent the number of frames and identities per video, respectively. ‘-’ denotes lacking of data since the testing dataset is hidden by the organizers to avoid misuse.

tracking performance, where

$$\text{mHOTA} = \frac{1}{|F_{all}|} \sum_{F' \in F_{all}} \text{HOTA}_{F'}, \quad (7)$$

$$\text{mMOTA} = \frac{1}{|F_{all}|} \sum_{F' \in F_{all}} \text{MOTA}_{F'}. \quad (8)$$

F_{all} is the set of all target frame rates. We also provide mean-IDF1 (mIDF1) in the main results for reference. Similarly, $\text{mIDF1} = \frac{1}{|F_{all}|} \sum_{F' \in F_{all}} \text{IDF1}_{F'}$.

To further investigate the robustness of the trackers against multiple frame rates, we further propose a new metric ‘Vulnerable Ratio’ (VR):

$$\text{VR} = \frac{\text{HOTA}_{\text{highest}} - \text{HOTA}_{\text{lowest}}}{\text{HOTA}_{\text{highest}}}, \quad (9)$$

where $\text{HOTA}_{\text{highest}}$ and $\text{HOTA}_{\text{lowest}}$ denote the highest HOTA and lowest HOTA among all different frame rate settings. VR indicates the largest possible drop in extreme cases and will be helpful in reliability and validity evaluation.

5.2 Implementation Details

Joint-extractor. We adopt YOLOX Ge et al (2021) detection framework with extra identity branch as the joint extractor model. The backbone type is yolox-x.

Training data. The joint-extractor is first pretrained on COCO dataset without the identity branch and then trained on joint MOT17/20 Milan et al (2016); Dendorfer et al (2021, 2020), CrowdHuman Shao et al (2018), CityScapes Cordts et al (2016) and HIE Lin et al (2020) datasets. For MOT datasets, we split the

datasets into two different parts without overlapping with each other. The first part is for training, occupying about 60% of the original datasets, and the second part is for evaluation and ablation studies. The training part is further divided into two sets, *i.e.*, Set-A and Set-B, which share some frames but also have their own independent data. Set-A together with other non-MOT datasets are for the joint-extractor training, and Set-B is for joint-extractor fine-tuning (smaller learning rate) and association module training. Set-B samples 300 images from each video, with 200 images sharing with Set-A. The design of Set-A and Set-B can help avoid the association module from overfitting to the seen data.

Data augmentation. We follow the same data augmentation techniques as YOLOX on non-tracking data (identity branch and association module will not be optimized on these data). On tracking data, we only apply random flip and random resize and remove other augmentations in YOLOX.

Optimization. Stochastic Gradient Descent (SGD) is used as our optimizer. We first train the joint-extractor without association module on Set-A and other non-MOT datasets for 60 epochs. In this stage, we apply cosine learning rate strategy with an initial learning rate of 0.00001. The batch size is set to 32. Then, we fine-tune the joint-extractor and train the association module following the proposed Periodic Training Scheme (PTS) on Set-B for 10 more epochs each period. The period number N_p is set to 3.

Other hyper-parameters. In the training stage, loss weights α is set to 0.5 and β is set to 1. During online tracking, λ_{high} is set to 0.6 and λ_{low} is set

to 0.1. The drop interval λ_i is set to 30. A matching pair is formed only if the association score is greater than 0.1.

5.3 Results

Table 2 shows the overall results of the recent open-source state-of-the-art MOT methods and our method on the challenging MOT17 and MOT20 datasets, with aforementioned multiple frame rate simulation. ByteTrack Zhang et al (2022), FairMOT Zhang et al (2021) and GSST Wang et al (2021) have design strategies using the provided frame rate to control cache length. CenterTrack and TraDeS do not design any frame rate relevant procedures so their known frame rate mode results are absent. Our method outperforms all other methods with all metrics in terms of frame rate agnostic tracking. In known frame rate mode, we are 4.5% and 6.8% higher than the runner-up methods in MOT17 and MOT20 for mHOTA, respectively. For mMOTA, we are 5.6% and 10.7% higher. For mIDF1, we are 6.0% and 6.6% higher. Besides, we have the least Vulnerable Rate (VR), which means our performance is the least influenced by the change of frame rate. In unknown frame rate mode, our method still outperforms other methods. The improvement in this mode is smaller than those of known frame rate mode due to the difficulty of obtaining accurate frame rate information. We have 2.8% and 5.1% improvement in the term of mHOTA for MOT17 and MOT20, respectively. We also have higher mHOTA and mIDF1 scores in this mode, and the Vulnerable Rate is also lower than other methods. The results show that our proposed method is effective for frame rate agnostic tracking.

Fig. 6 further shows the HOTA and MOTA curves of these methods w.r.t the sampling factor k (larger k means lower frame rate) on MOT20 FraMOT simulation datasets. Among these methods, ByteTrack is the first method making use of the YOLO-X detection baseline, and thus has more accurate detection results and outperforms all other trackers in normal frame rate setting ($k = 1$). To compare with ByteTrack fairly, we also develop our method based on YOLO-X baseline. However, ByteTrack does not use any appearance features for tracking, while our method has

an extra tracking branch for exploiting appearance features. As can be observed in Fig. 6, our method is slightly lower than ByteTrack at $k \leq 4$ in terms of HOTA, which confirms that appearance features do not help improve and may harm the tracking performance with high frame rates. However, when the frame rates are low (e.g., with larger k), the performance of ByteTrack drops significantly due to less reliable motion. At the same time, the performance of our method also drops slowly but is much higher than all compared methods. It shows that the tracking becomes more difficult when the frame rate is lowered down, but our method have better capability to handle these complicated scenarios. Nevertheless, the overall performance of our method is the best, which reveals our design of FAAM and PTS training is effective for FraMOT.

5.4 Ablation Study and Analysis

To better understand the proposed methods, we further conduct quantitative experiments on MOT20 validation set (splitted from the original training set and is not included in the real training set).

5.4.1 Effects of the Proposed Methods

Table 3 shows how different components affect the overall performance. In this experiment, we first present two straight-forward baselines for the FraMOT problem, *i.e.*, Unified Model (UM) and Multiple Model (MM). Baseline (UM) is a simple model which is directly trained from sampled frame pairs of all different frame rates without any extra strategy proposed in this work. In contrast, Baseline (MM) trains 3 separate models for 3 different range of sampling factor k , *i.e.*, high-frame-rate ($k < 6$), middle-frame-rate ($6 \leq k < 20$) and low-frame-rate ($20 \leq k$), and deploys each frame rate specific model independently for the corresponding frame rate during testing. The first baseline (UM) does not needs a frame rate number during inference and thus is presented in unknown frame rate mode. The second baseline (MM) requires a frame rate number for model switching, so its results are presented in known frame rate mode. All methods in this ablation study use the same detector framework and the same backbone checkpoints. The mean-HOTA, mean-MOTA and Vulnerable Ratio of the UM baseline

Dataset	Method	known frame rate				unknown frame rate			
		mHOTA \uparrow	mMOTA \uparrow	mIDF1 \uparrow	VR \downarrow	mHOTA \uparrow	mMOTA \uparrow	mIDF1 \uparrow	VR \downarrow
MOT17	ByteTrack(Zhang et al (2022))	52.5	64.4	61.3	38.3	51.0	62.9	59.3	43.9
	CenterTrack(Zhou et al (2020))	-	-	-	-	47.0	60.5	54.8	24.6
	FairMOT(Zhang et al (2021))	51.0	60.1	56.9	32.3	49.7	58.0	56.0	35.5
	GSDT(Wang et al (2021))	48.6	52.3	56.8	32.1	46.8	50.2	54.7	37.1
	TraDeS(Wu et al (2021))	-	-	-	-	38.6	58.3	44.4	49.0
	Ours	57.0	70.0	67.3	14.6	53.8	65.6	62.1	22.4
MOT20	ByteTrack(Zhang et al (2022))	43.5	48.6	49.9	58.1	40.7	46.6	46.9	63.3
	FairMOT(Zhang et al (2021))	42.2	36.6	48.4	49.9	41.0	34.2	47.1	53.1
	GSDT(Wang et al (2021))	44.0	41.9	51.7	50.1	42.9	46.9	51.9	54.0
	Ours	50.8	59.3	58.3	38.8	48.0	56.1	53.5	41.0

Table 2: Overall results of recent state-of-the-art MOT methods and our method on MOT17 and MOT20, FraMOT versions. \uparrow means higher is better, \downarrow means lower is better. **Bold** for best results. (mHOTA, mMOTA and mIDF1 are presented in the form of percentages.) Our method achieves the best performance under FraMOT settings both with known frame rate mode and unknown frame rate mode.

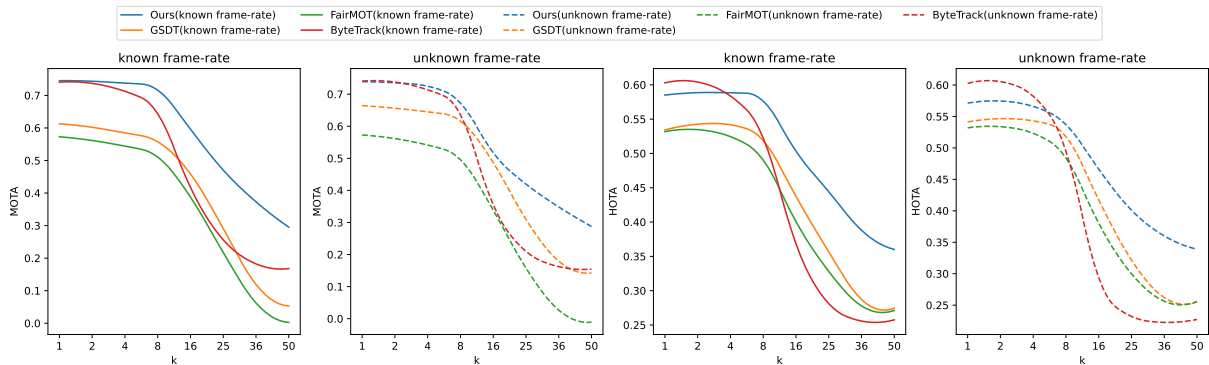


Fig. 6: MOTA and HOTA performance curves of recent state-of-the-art methods and our method on the MOT20 testing set (FraMOT versions) with both known frame rate and unknown frame rate.

are the worst among all settings in the table, indicating traditional unified association models are not capable of performing frame rate agnostic tracking. The MM baseline is better than the unified model baseline due to the prior-knowledge of frame rate division. However, the results are still not satisfying and the method is not feasible when frame rate number is not given, which is not comparable with the way that humans track objects. Our proposed methods are presented by ‘UM + PTS’, ‘FAAM’ and ‘FAAM + PTS’. ‘UM + PTS’ means applying Periodic Training Scheme on the unified model baseline. With the help of PTS strategy, the unified model baseline improves by 2.1% mHOTA and 1.0% mMOTA, as well as reduce the Vulnerable Ratio by 8.9%, showing that the PTS training successfully reduce the

difficulty of frame rate agnostic tracking training. ‘FAAM’ means only applying the Frame Rate Agnostic Association Module, which can both work at known frame rate mode and unknown frame rate mode. This unified approach performs better than the both baselines while use only 1/3 parameters compared with MM baseline. More importantly, it can automatically infer the frame rate information. When we apply both the two proposed methods, presented as ‘FAAM + PTS’, we obtain the best results of 61.1% mHOTA and 77.6% mMOTA, with the lowest Vulnerable Ratio of 24.9% (known frame rate mode). The results in known frame rate mode are also improved, and are quite competitive compared with the known frame rate mode. The results above show that both the two approaches are effective, improve the overall

Setting	Param-Scale	FAAM	PTS	known frame rate			unknown frame rate		
				mHOTA \uparrow	mMOTA \uparrow	VR \downarrow	mHOTA \uparrow	mMOTA \uparrow	VR \downarrow
Baseline (UM)	1x			-	-	-	56.5	74.6	34.6
Baseline (MM)	3x			58.9	77.0	29.5	-	-	-
UM + PTS	1x		✓	-	-	-	58.6	75.6	26.7
FAAM	1x	✓		59.3	77.4	28.5	59.1	75.8	29.1
FAAM + PTS	1x	✓	✓	61.1	77.6	24.8	61.0	77.3	24.9

Table 3: Ablation study about the effectiveness of the proposed approaches.

Setting	unseen frame rate		
	mHOTA \uparrow	mMOTA \uparrow	VR \downarrow
Baseline (UM)	54.9	72.1	36.7
Baseline (MM)	57.0	74.4	33.5
FAAM + PTS	59.6	75.0	29.6

Table 4: Performance on unseen frame rates.

frame rate agnostic tracking accuracy and make the tracker wiser.

5.4.2 Results on Unseen Frame Rates

We have selected 8 different sampling factor k in the training and testing dataset simulation. To better understand the behaviours of the proposed method about handling various frame rates, we conducted experiments on unseen frame rates, *i.e.*, testing on frame rates that are different from the training set. Specifically, we select $k = 1, 3, 6, 12, 21, 30, 43, 62$ and rebuild the validation set based on these unseen k . We still include the normal frame rate, *i.e.*, $k = 1$, in the unseen set because it is a baseline for analysis. Table 4 shows the results of two baselines and our FAAM equipped with PTS training. All models drop slightly when tested on unseen frame rates. However, our FAAM still outperforms the two baselines. Note that the FAAM result here is from unknown-frame-rate mode, which does not need extra frame rate information, while the MM baseline must be provided a frame rate number.

5.4.3 Influence of Hyper-Settings

Table 5 shows how the hyper-settings influence the overall performance.

Period number N_p . In PTS training, we introduce the period number N_p . To understand its influence, we conduct experiments with different N_p from 0 to 4. 0 means PTS is not applied. We can see that when $N_p = 3$, we obtain the best performance, while the other N_p settings are also obtaining better performance than the not applied case. The results indicates that a large N_p is not bringing more gain. It also suggests different checkpoints at later periods do not change the inference environment a lot, the critical change is at the first period.

Matching threshold. Thresholding is sometimes affecting the results a lot. To ensure the matching threshold is stable and the gain is not from thresholding strategy, we conduct experiments with different thresholdings ranged from 0.5 to 1.3. We can see that our method obtains the best mHOTA at thresholding of 1.3, and obtains the best mMOTA at the thresholding of 0.5. Although the thresholding varies, the performance is still stable with less than 0.3% difference. We choose 0.9 as the final thresholding because we can obtain a balance between mHOTA and mMOTA at threshold of 0.9.

IBDV criterias. In Section 4.3.2 we introduce Inter-frame Best-matched Distance Vector (IBDV) as the feature of frame rate embedding. We further design more different matching rules to understand how the rules affect the overall results. We present three different matching rules in the table. ‘random’ means we randomly sample pairs as matched pairs. ‘sim.’ means we choose the pairs with highest appearance similarity as the matched pairs. ‘dist.’ means we choose the pairs with closest positional distance as the matched pairs. The results show that both ‘sim.’ and ‘dist.’ rules performs better than the ‘random’ rule, while the ‘dist.’ rule is slightly better than the ‘sim.’ rule. It

Group	N_p	threshold	criteria	mHOTA \uparrow	mMOTA \uparrow	VR \downarrow	HOTA@ $k\uparrow$		
							$k = 1$	$k = 16$	$k = 50$
Different N_p	0	0.9	dist.	59.1	75.8	29.1	65.5	60.0	46.4
	1	0.9	dist.	60.6	77.4	26.9	65.6	62.3	48.3
	2	0.9	dist.	60.8	77.2	25.8	65.2	62.6	48.8
	3	0.9	dist.	61.0	77.3	24.9	65.3	62.7	49.4
	4	0.9	dist.	60.7	77.2	27.2	65.3	62.7	47.9
Different thresholds	3	0.5	dist.	60.8	77.4	25.2	65.2	62.6	49.1
	3	0.7	dist.	60.9	77.3	25.0	65.3	62.6	49.3
	3	0.9	dist.	61.0	77.3	24.9	65.3	62.7	49.4
	3	1.1	dist.	61.0	77.2	24.8	65.3	62.7	49.5
	3	1.3	dist.	61.1	77.1	24.7	65.4	62.8	49.6
Different criterias	3	0.9	random	58.7	75.9	26.6	63.1	61.0	46.7
	3	0.9	sim.	60.8	77.5	26.8	65.7	62.7	48.3
	3	0.9	dist.	61.0	77.3	24.9	65.3	62.7	49.4

Table 5: Ablation studies about different hyper-parameters including period number N_p , matching threshold and IBDV matching criteria.



(a) Sequence MOT17-13 with sampling factor $k = 1, 25, 50$. ID 133 is emphasized. (b) Sequence MOT20-03 with sampling factor $k = 1, 25, 50$. ID 34 and 95 are emphasized.

Fig. 7: Visualization of the multi-frame-rate simulation videos. The first row and the second row are adjacent frames. When the sampling factor k is increased, the task becomes more challenging.

might be because positional information is more reliable in general. It also reminds us that more complicated rules might be more effective.

5.4.4 Visualization and Analysis

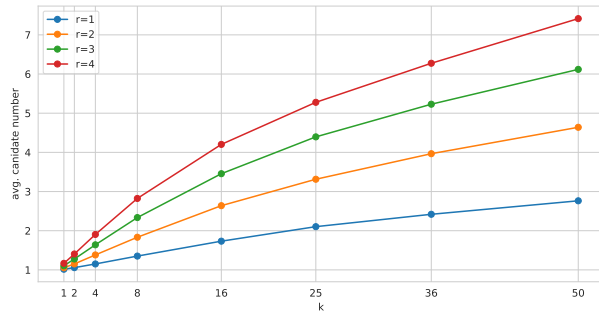
In this section, we demonstrate the data simulation and our proposed method via visualization and analysis.

Visualization of FraMOT simulation data.

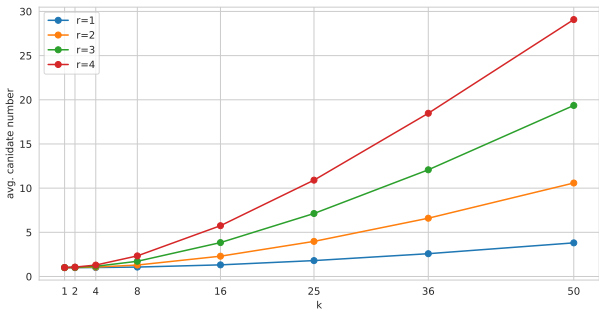
Fig. 7 shows some selected simulation image data from sequence MOT17-13 and sequence MOT20-03. In MOT17-13, the concerned target (ID 133) has a small movement between adjacent frames

when $k = 1$, while the movement becomes much larger at $k = 50$. In MOT20-03, the movements (ID 34 and 95) are moderated, but the numbers of matching candidates are still increased a lot in this crowded scenario.

Fig. 8 illustrates curves of candidate numbers during matching with respect to sampling factor k and thresholding factor r , *i.e.*, how many possible candidates that are having an equal or closer distance to the concerned object, compared with the r times distance to the correct ground-truth object. In other words, the curves show the average numbers of objects we must compare with



(a) MOT17 training set.



(b) MOT20 training set.

Fig. 8: Curves of candidate numbers w.r.t sampling factor k and thresholding factor r in MOT17 and MOT20 training set.

during matching, under different k and different thresholding strategies. Usually r is set to a number larger than 1 in order to make the correct object with same identity number being compared for sure, or we are not able to recall the previous tracked object. If the candidate number is large, that means we have more chances to make mistakes and thus the task is more challenging. From the two figures we can see that when k is increased, the candidate numbers increase significantly, especially in MOT20 dataset. In fact, in normal frame rate scenarios, the candidate number is slightly larger than 1, that means in most cases, finding the object with closest distance will hit the ground-truth. It also well explained why introducing Re-ID branch in YOLO-X baseline did not improve the results at normal frame rate, it is because positional information is so reliable to perform matching. Fig. 8 shows that the FraMOT task is much more difficult due to various candidate number.

Visualization of the PTS data. 9 visualizes the affinity features used in this paper. We both show

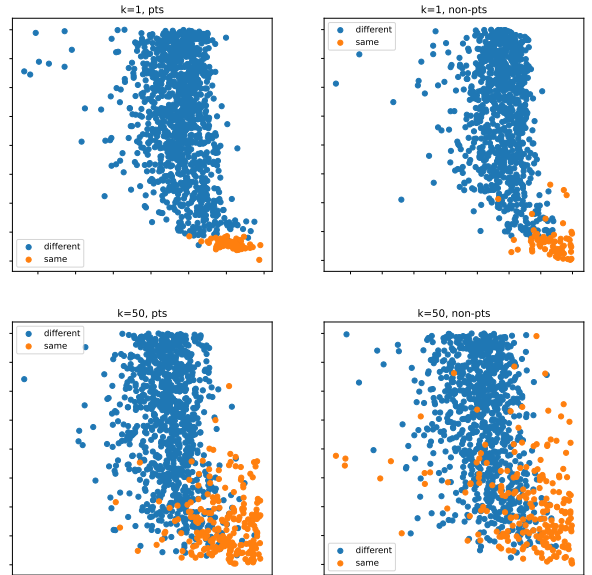


Fig. 9: Visualization of affinity features w.r.t positional cues and appearance cues. Applying PTS strategy leads to a clearer boundary of same and different identity pairs.

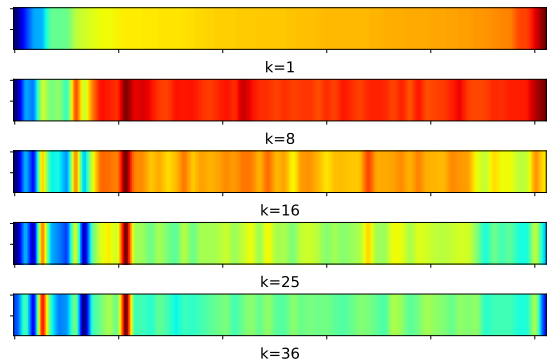


Fig. 10: Attention map of the Frame Rate Agnostic Association Module (FAAM).

PTS and non-PTS affinity features at sampling rate of $k = 1$ and $k = 50$. The four sub-figures show that after applying PTS training, the boundary of same and different identity pairs are clearer, which means the task is easier. At both sampling rates, there are more difficult data points in non-PTS counterparts. We can further find that at $k = 50$, the gap between PTS and non-PTS is enlarged compared with $k = 1$, which indicates PTS is more effective at larger sampling rates.

Visualization of the attention embedding of Frame Rate Agnostic Association Module. 10 illustrates the attention maps learned by the proposed Frame Rate Agnostic Association Module (FAAM) at different sampling rate k . The channels of the attention map at $k = 1$ are sorted in increasing order. Other attention maps are aligned with the $k = 1$ attention map. When k is small, *e.g.*, $k < 16$, the right part of the affinity features are emphasized. Then, the right part becomes less important when k goes large. Meanwhile, some critical points on the left part are focused. These observations reflect that the module tends to focus on different dimensions of the affinity features at different sampling rates. We hypothesize that most of the right part is related to motion features, which well explains motion becomes less reliable when the frame rate is lowered down. More interestingly, when the frame rate is slightly lower (*e.g.*, $k = 8$), the attention map focuses on more different channels, which indicates motion cues are still reliable but it is probably not reliable using single feature of motion (*e.g.*, IoU).

6 Conclusion and Future Work

In this paper, we introduce Frame Rate Agnostic Multi-Object-Tracking (FraMOT) as a extended challenge of classical MOT task to seek for a wiser solution of tracking problem. We also present our initial attempt to address the new challenge via the Frame Rate Agnostic MOT Framework with Periodic training Scheme (FAPS). In the proposed framework, the carefully designed the Frame Rate Agnostic Association Module (FAAM) is able to infer frame rate information automatically and utilize it to aid the identity matching of more complicated motion-appearance relations; while the Periodic Training Scheme (PTS) aligns the training and inference environment and help reduce the enlarged gap between training and inference in FraMOT. The two proposed approaches successfully avoid the tracking performance from dropping dramatically when input frame rate changes, and help build a more robust tracking algorithm. Experimental results and analysis have shown that the proposed methods are effective.

In the future, we may continue to focus on how to further improve the tracking stability against various frame rates. The core problem might be how to develop better frame rate perception methods to fully utilize the video information to aid the task. Besides, FraMOT makes it more difficult to utilize tricky strategies for obtaining improvement. We may find more robust strategies that work on multiple frame rates rather than work on normal frame rate only, and thus improve the tracking robustness.

Acknowledgments. Wanli Ouyang was supported by the Australian Research Council Grant DP200103223, Australian Medical Research Future Fund MRFAI000085, CRC-P Smart Material Recovery Facility (SMRF) – Curby Soft Plastics, and CRC-P ARIA - Bionic Visual-Spatial Prosthesis for the Blind.

Data Availability. All data used in this paper are publicly available at corresponding websites.

MOT17/MOT20: motchallenge.net;

CrowdHuman: www.crowdhuman.org;

CityScapes: www.cityscapes-dataset.com;

HIE: humaninevents.org.

Appendix A Tacking results Demo

Fig. A1 and Fig. A2 show some selected tracking results of our approach on MOT20 testing set. Different colors and different numbers represent different trajectories. We can see that at the lower frame rate scenarios (*i.e.*, sampling factor $k \geq 25$), our method keeps a stable performance. More importantly, the results are all from the same model checkpoint, showing that our method is able to handle various frame rates robustly. Among these scenarios, the movements of the targets between adjacent frames are much larger than those in normal frame rate scenarios. In Fig. A2, the targets of number 2, number 6 and number 19 do not have a large bounding box overlap between adjacent frames, leading to less reliable motion cues. In normal frame rate scenarios, such large motion gap in adjacent frames is usually indicating a different identity, so it is quite different from lower frame rate scenarios. Thanks to the FAAM design and PTS strategy, Our method is able



Fig. A1: Tracking results on testing sequence MOT20-06, with $k = 25$. For better demonstration, only 20 trajectories are shown.

to make correct prediction in multi-frame-rate settings simultaneously.




Fig. A2: Tracking results on testing sequence MOT20-04, with $k = 50$.

References

- Bernardin K, Stiefelwagen R (2008) Evaluating multiple object tracking performance: the clear mot metrics. *Journal on Image and Video Processing* 2008:1
- Brasó G, Leal-Taixé L (2020) Learning a neural solver for multiple object tracking. In: *Proceedings of the IEEE/CVF Conference on Computer Vision and Pattern Recognition*, pp 6247–6257
- Chu P, Ling H (2019) Famnet: Joint learning of feature, affinity and multi-dimensional assignment for online multiple object tracking. In: *The IEEE International Conference on Computer Vision (ICCV)*
- Chu Q, Ouyang W, Li H, et al (2017) Online multi-object tracking using cnn-based single object tracker with spatial-temporal attention mechanism. In: *ICCV*
- Cordts M, Omran M, Ramos S, et al (2016) The cityscapes dataset for semantic urban scene understanding. In: *Proc. of the IEEE Conference on Computer Vision and Pattern Recognition (CVPR)*
- Dendorfer P, Rezatofghi H, Milan A, et al (2020) Mot20: A benchmark for multi object tracking in crowded scenes. [2003.09003](https://arxiv.org/abs/2003.09003)
- Dendorfer P, Osep A, Milan A, et al (2021) Motchallenge: A benchmark for single-camera multiple target tracking. *International Journal of Computer Vision* 129(4):845–881
- Ge Z, Liu S, Wang F, et al (2021) YOLOX: exceeding YOLO series in 2021. *CoRR* abs/2107.08430. URL <https://arxiv.org/abs/2107.08430>, <https://arxiv.org/abs/2107.08430>
- Han T, Bai L, Gao J, et al (2022) Dr. vic: Decomposition and reasoning for video individual counting. In: *Proceedings of the IEEE/CVF Conference on Computer Vision and Pattern Recognition*, pp 3083–3092
- Hornakova A, Henschel R, Rosenhahn B, et al (2020) Lifted disjoint paths with application in multiple object tracking. In: *International conference on machine learning*, PMLR, pp 4364–4375
- Hu W, Shi X, Zhou Z, et al (2020) Dual l1-normalized context aware tensor power iteration and its applications to multi-object tracking and multi-graph matching. *International Journal of Computer Vision* 128(2):360–392
- Kieritz H, Hubner W, Arens M (2018) Joint detection and online multi-object tracking. In: *CVPRW*
- Li J, Gao X, Jiang T (2020) Graph networks for multiple object tracking. In: *Proceedings of the IEEE/CVF Winter Conference on Applications of Computer Vision*, pp 719–728
- Lin W, Liu H, Liu S, et al (2020) Human in events: A large-scale benchmark for human-centric video analysis in complex events. [2005.04490](https://arxiv.org/abs/2005.04490)
- Luiten J, Osep A, Dendorfer P, et al (2021) Hota: A higher order metric for evaluating multi-object tracking. *International journal of computer vision* 129(2):548–578
- Ma C, Yang F, Li Y, et al (2021) Deep trajectory post-processing and position projection for single & multiple camera multiple object tracking. *International Journal of Computer Vision* 129(12):3255–3278
- Maksai A, Fua P (2019) Eliminating exposure bias and metric mismatch in multiple object tracking. In: *Proceedings of the IEEE/CVF Conference on Computer Vision and Pattern Recognition*, pp 4639–4648
- Milan A, Leal-Taixé L, Reid I, et al (2016) MOT16: A benchmark for multi-object tracking. *arXiv:160300831 [cs]* URL <http://arxiv.org/abs/1603.00831>, *arXiv: 1603.00831*
- Milan A, Rezatofghi SH, Dick AR, et al (2017) Online multi-target tracking using recurrent neural networks. In: *AAAI*
- Ristani E, Solera F, Zou R, et al (2016) Performance measures and a data set for multi-target,

- multi-camera tracking. In: European Conference on Computer Vision, Springer, pp 17–35
- Sadeghian A, Alahi A, Savarese S (2017) Tracking the untrackable: Learning to track multiple cues with long-term dependencies. In: ICCV
- Saleh F, Aliakbarian S, Rezatofighi H, et al (2021) Probabilistic tracklet scoring and inpainting for multiple object tracking. In: Proceedings of the IEEE/CVF Conference on Computer Vision and Pattern Recognition, pp 14,329–14,339
- Shao S, Zhao Z, Li B, et al (2018) Crowdhuman: A benchmark for detecting human in a crowd. arXiv preprint arXiv:180500123
- Takala V, Pietikainen M (2007) Multi-object tracking using color, texture and motion. In: 2007 IEEE Conference on Computer Vision and Pattern Recognition, IEEE, pp 1–7
- Tang S, Andres B, Andriluka M, et al (2016) Multi-person tracking by multicut and deep matching. In: ECCV
- Tang S, Andriluka M, Andres B, et al (2017) Multiple people tracking by lifted multicut and person reidentification. In: CVPR
- Wang Y, Kitani K, Weng X (2021) Joint object detection and multi-object tracking with graph neural networks. In: 2021 IEEE International Conference on Robotics and Automation (ICRA), IEEE, pp 13,708–13,715
- Wen L, Lei Z, Chang MC, et al (2017) Multi-camera multi-target tracking with space-time-view hyper-graph. International Journal of Computer Vision 122(2):313–333
- Wojke N, Bewley A, Paulus D (2017) Simple online and realtime tracking with a deep association metric. In: ICIP
- Wu J, Cao J, Song L, et al (2021) Track to detect and segment: An online multi-object tracker. In: Proceedings of the IEEE/CVF conference on computer vision and pattern recognition, pp 12,352–12,361
- Xu J, Cao Y, Zhang Z, et al (2019) Spatial-temporal relation networks for multi-object tracking. In: ICCV
- Yoon JH, Lee CR, Yang MH, et al (2019) Structural constraint data association for online multi-object tracking. International Journal of Computer Vision 127(1):1–21
- Yu F, Li W, Li Q, et al (2016) Poi: Multiple object tracking with high performance detection and appearance feature. In: ECCV
- Zhang L, Li Y, Nevatia R (2008) Global data association for multi-object tracking using network flows. In: CVPR
- Zhang Y, Wang C, Wang X, et al (2021) Fairmot: On the fairness of detection and re-identification in multiple object tracking. International Journal of Computer Vision 129(11):3069–3087
- Zhang Y, Sun P, Jiang Y, et al (2022) Bytetrack: Multi-object tracking by associating every detection box. In: Proceedings of the European Conference on Computer Vision (ECCV)
- Zhou X, Koltun V, Krähenbühl P (2020) Tracking objects as points. ECCV