

ARTIFICIAL INTELLIGENCE IN MATERIAL ENGINEERING: A REVIEW ON APPLICATIONS OF AI IN MATERIAL ENGINEERING

A PREPRINT

Lipichanda Goswami¹, Manoj kumar Deka¹, and Mohendra Roy^{2,*}

¹*Department of Computer Science and Technology, Bodoland University, BTC, Assam, India*

²*Department of Information and Communication Technology, Pandit Deendayal Energy University, Gandhinagar 382007, India*

*Corresponding author: mohendra.roy@ieee.org

November 11, 2023

Keywords Artificial Intelligence, Density Functional Theory, Material Engineering, Deep Learning, Graph Neural Network

ABSTRACT

Abstract: The role of artificial intelligence (AI) in material science and engineering (MSE) is becoming increasingly important as AI technology advances. The development of high-performance computing has made it possible to test deep learning (DL) models with significant parameters, providing an opportunity to overcome the limitation of traditional computational methods, such as density functional theory (DFT), in property prediction. Machine Learning (ML) based methods are faster and more accurate than DFT based methods. Furthermore, the generative adversarial networks (GANs) has facilitated the generation of chemical compositions of inorganic materials without using crystal structure information. These developments have significantly impacted the material engineering (ME) and research. Some of the latest developments in AI in ME herein are reviewed. First, the development of AI in the critical areas of ME, such as in material processing, the study of structure and material property, and measuring the performance of materials in various aspects, is discussed. Then, the significant methods of AI and their uses in MSE, such as graph neural network, generative models, transfer of learning etc are discussed. The use of AI to analyze the results from existing analytical instruments is also discussed. Finally, AI's advantages, disadvantages, and future in ME are discussed.

1 Introduction:

Material Science and Engineering (MSE) is mainly concerned with four characteristics of a material. These are processing, structure, property, and performance. The key to material engineering lies in the interrelation of these four characteristics. In short, the combinations of processing, structure, property, and performance are key in material engineering.[1] Here the structure represents the atomic arrangements of the material. Performance defines how well the material plays its role in a particular task. Properties like hardness/softness, the density of the particles, fracture toughness, resistivity, and thermal expansion are determined by the structure. These properties can be engineered by adopting appropriate processing methods. Here, the processing is a series of steps that are involved to convert a material to some useful form by tweaking the properties of the material. Engineered materials such as metals, polymers, liquid crystals, and composites are widely used in the fields such as medicine, energy, manufacturing, biotechnology, etc. Therefore, MSE is an emerging area applicable in a variety of materials for multiple disciplines like medical science, biotechnology, nanotechnology, drug discovery, energy storage materials, etc.

Some of the traditional techniques used in MSE are i) Density Functional Theory (DFT) which is a simulation method that uses the quantum mechanical laws to find out the electrical properties of atoms, molecules, and solids. [2]. ii)

Density Functional Perturbation Theory (DFPT) where the quantum system is studied in small perturbation mostly used in calculating vibrational energies of phonon that can further be used to find out the physical properties. [3] iii) Classical force-field inspired descriptors (CFID) that represent the chemistry-structure-charge data of a material. But these traditional methods take a considerable amount of time in processing and analysis. Also, these can not be applied in all types of structures [4].

With years of study and experimentation on the conventional methods of property prediction, such as the empirical trial-error method, and density functional theory (DFT), researchers have collected huge data in the field of MSE. These Big data may help in designing a data-driven approach for MSE. In this regard, Artificial Intelligence (AI) can play a major role. AI is an area of computer science that leads a system to learn from data and improves performance in every subsequent iteration. The learning process starts with the observation of data to find out the meaningful features to attain the set objectives. In the last few years, with the increasing experimental and simulation-based dataset, AI and machine learning (ML) have been widely used to gain a deeper insight into the material.

1.1 A Brief discussion on existing literature on AI in material engineering:

A handful of reviews have already been made in the context of applications of AI in material engineering. For example, Kamal Choudhary et al. have discussed the available ML techniques and their libraries [5], Chi Chen et al. have discussed the ML methods that are specifically used for energy materials [6], Jonathan Schmid et al. have discussed the ML algorithms for crystal structure prediction [7] and Valentin Stanev et al. have discussed the AI models that are used in quantum materials [8]. Daniel P Tabor and co-authors provided a fruitful discussion on discoveries in the clean energy sector along with the state-of-the-art procedures for organic, inorganic, and nanomaterials [9]. Table S3 of the supplementary document contains the details of models that are built particularly in the field of organic, inorganic, energy storage, drug and pharmaceutical, and biomaterials. In the same work, high throughput virtual screening, genetic algorithms in the synthesis of catalysts, and ML algorithms in perovskite synthesis for photovoltaic are discussed. The challenges that are still found in the automatic synthesis of inorganic and organic molecules, the autonomous laboratories fueled by AI models for chemical synthesis, the techniques used for automatic and rapid characterization of materials, the use of autonomous robots in the laboratories for speeding up the experimentation are also mentioned with state-of-the-art works. The use of generative and discriminative neural networks in photonic devices, the types of datasets particularly used for electromagnetics, and some of the dimensionality reduction techniques are elaborately discussed by Jiaqi Jiang et al. [10]. Mohit Pandey et al. have discussed the use of Graphics Processing Units (GPU), Deep Generative Networks, and transfer learning models have shown significant acceleration in the field of drug discovery [11]. The GPU-based systems can reduce the computational cost to a great extent in comparison to the CPU in the simulation of molecular dynamics. GPU-specific quantum chemistry codes such as TeraChem are developed for simulating the entire protein structure using DFT.

1.2 AI in structural, elemental, electronic and thermal, di-electric and mechanical property prediction:

Extending the existing review of AI in MSE, we focused on AI and ML methods that are developed for various material types like organic, inorganic, energy-storage, bio, and pharmaceutical materials to predict Stoichiometric, electronic, elemental, ionic, optical, structural, and thermal properties. Recently, the Scanning Tunneling Microscope (STM) images have been used in convolutional neural networks (JARVIS-STMNet) to classify the structure of Bravais lattices. This classification is used for phase identification, information extraction from poor resolution, etc. [12]. ML models designed using Gradient Boosted Trees (GBT) algorithm has found to be superior as compared to many other classification models in predicting the topological structure of materials [13]. The famous Random Forest algorithm is used to find out the critical temperature (T_c) value of superconductivity [14]. Again graph neural network named Atomistic Line Graph Neural Network (ALIGNN) is used by Kamal Choudhary and his team to predict the structural and electronic properties and also for the quantities like adsorption isotherm of CO_2 for various pressure [15]. A schematic of the ALIGNN is shown in Fig 1. The same model is used to train the Density of State Spectra (DOS) in two different representations, such as discretized representation and a low-dimensional representation of the crystalline materials, by training two models, AE-ALIGNN and D-ALIGNN separately [16]. The derived DOS is helpful in gaining a deeper insight into the electronic properties of the materials and their relationship with ingredient species. For the electronic property prediction, a recent deep learning (DL) model ElemNet is used by leveraging the concept of transfer learning (see the transfer learning architecture in figure 6). The stability of a compound (by predicting the formation energy) could be successfully determined for both DFT computed dataset and the experimental-based smaller dataset. The model is also applicable in predicting thermal, mechanical, and magnetic properties, which are expensive to calculate experimentally [17]. In a modified version of the ElemNet model, the concept of cross-property deep transfer learning is incorporated for predicting the electronic properties [18]. The Localized Gaussian Process Regression (L-GPR) model that uses a smaller dataset is applied to screen the materials based on formation energy [19]. For the same task, Crystal Graph Convolutional Network (CGNN) with slight modification in the convolutional layer has shown

improved accuracy compared to DFT-based methods. The modification is done by ignoring the difference in interaction strength between neighbor nodes in the convolutional layer of the network. The same framework can also predict electrical and physical properties with improved accuracy.[20] Again, Embedding the concept of multi-task learning in the CGCNN model, the relative stability of different materials based on their formation energy and classification task like metal/non-metal based on the acquired bandgap is carried out by Soumya Sanya et al. [21]. Another recent model developed by Mohammadreza Karamad et al. [22] is the Orbital Graph Convolutional Neural Network (OGCNN) that uses the orbital field matrix (OFM) descriptor, a data representation method taken from the one-hot vector concept of natural language processing. Here, the representation of an atom is embedded with the orbital-orbital interaction of atoms and the long-range interactions in the local structure. The incorporation of OFM descriptor in the GCNN has improved prediction accuracy for electronic properties like bandgap, Fermi Energy, and Formation energy as compared to state-of-the-art GCNN models. A description of these models is given in detail in Table S1 of Supplementary materials. In [23], the existing SchNet model is extended by including an edge update network because of which the hidden state of receiving atom is responsible for the information interchange among the atoms. This extension improved the accuracy in formation energy prediction. Atom2Vec model is designed for the prediction of the formation energy of elpasolite crystals that are used for radiation detection.[24] The CGCNN and Materials Graph Neural Network (MegNet) are used in predicting magnetic moment and formation energy. Though the models performed well in predicting formation energy, they showed poor performance in the magnetization of data.[25] For bandgap prediction of a class of complex oxide, Double perovskite structure, a statistical learning model, Kernel ridge regression (KRR), is cross-validated by the Linear Least Square fit (LLSF) model. These models have given more profound insights into double perovskite structure.[26] But the KRR model is limited to a considerable chemical space and the nonmagnetic perovskite $AA'BB'O_6$. DARWIN: Deep Adaptive Regressive Weighted Intelligent Network designed in the work of [27] uses Graph Convolutional Neural Network(GCNN) with some edge attributes for learning from a smaller dataset. The model has been successfully used to predict UV materials' bandgap and the energy to estimate structural stability. The DeeperGATGNN is designed using a global attention graph neural network with the inclusion of residual skip connection and differentiable group normalization to allow the network to go deeper. The model showed outstanding performance in bandgap prediction by increasing the hidden layers above 20, whereas other state-of-the-art models tend to crash with more hidden layers. It is also free from overfitting.[28] In addition to property prediction, uncertainty evaluation of ML models in order to determine the trustworthiness of computed data is carried out in [29]. Here three different approaches are used. The first one is the GBDT method with quantile loss function, defined as in equation (1).

$$L(x_i^p, x_i) = \max[q(x_i, x_i^p), (q - 1) * (x_i - x_i^p)] \quad (1)$$

where q is the quantile that gives a value to a group for the observations to fall within that value. x_i^p is the prediction and x_i is the outcome. In the second approach, GBDT is used as a base model for the prediction of property, and Gaussian Processes (GP) is used as an error model for finding the prediction intervals. In the third approach, GP is used for determining the uncertainty of the trained model. These models are used for electrical, energetic, mechanical, and optical properties, and the obtained results are compared with each other. The recent progress of ML models has paved the way for solving a basic problem of quantum mechanics: the Schrodinger equation (SE), defined as

$$H\psi = E\psi \quad (2)$$

The Kernel Ridge Regression Model is used in this task that can establish a non-linear relationship between the atomization energy of a molecule and its characteristic, thereby solving the molecular SE. The trained model is successful in finding new molecular systems with different geometry and composition.[30] The concept of the descriptor 'bag of words, used in natural language processing, performs the encoding of the frequency of a particular word in a text, which is mimicked in the work of Hansen et al. [31] by encoding the interatomic distances in Bag of Bond (BoB) descriptor in the chemical compound space. The model performed well in atomization energy and total energy prediction of molecules. The ALIGNN model in [32] is modified by incorporating the angular information of the atoms in the line graph to get a better atomic structure and is applied for various electronic and molecular properties of the DFT computed dataset.[32].

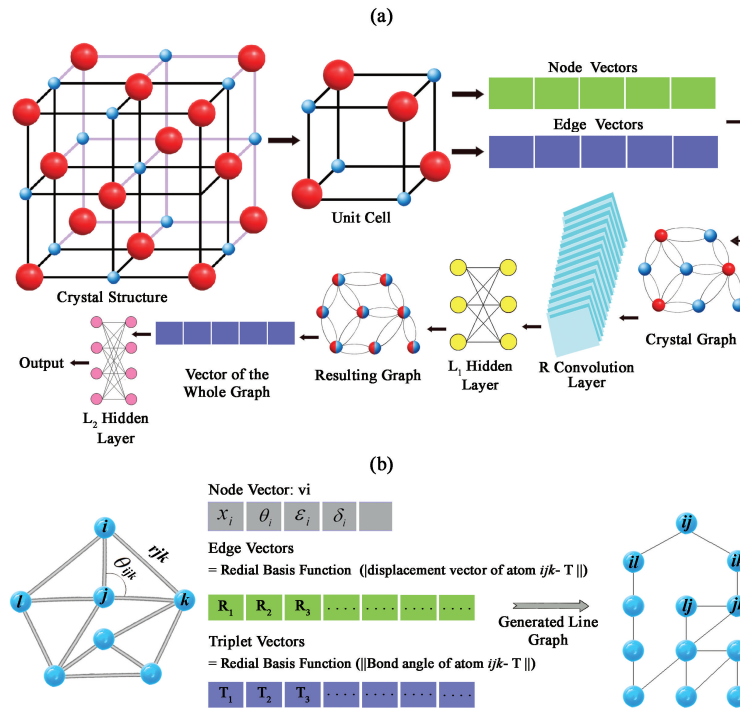


Figure 1: Two of the mostly used Graph Neural Networks in the literature. **a)** Schematic of the CGCNN model: The crystal structure is converted to a crystal graph by taking atoms as nodes and atomic bonds as edges from the unit cell. The nodes of the graph go through R convolution layers and L1 hidden layers to produce a resulting graph that considers the local environment of each of the atoms. After the pooling layer, a vector of the whole graph is produced and sent to L2 hidden layer for further processing. The L2 layer then produces the predicted property as output.

b) Schematic of the ALIGNN model. The graph on the left is the bond graph of a crystal structure. The nodes of the graph are analogous to the atoms, and the edges are analogous to interatomic bonds. From this graph, another graph, L(g) (right), known as the line graph, is derived by considering the edges of the bond graph as nodes and the interatomic bond pair or the triplet of atoms as edges. Message passing is performed between the bond graph and the line graph in the convolution layer.

Molecular properties are also predicted in [33] by Hierarchically Interacting Particle Neural Network (HIP-NN) that uses Linear regression for modeling the local hierarchical energies and Adaptive Moment Estimation (Adam) algorithm for training the model.

For the prediction of dielectric and mechanical properties like Born-effective charge (BEC) tensor, piezoelectric (PZ) tensor, and IR frequency, a research group in [34] have used structural descriptors such as Classical force-field inspired descriptors (CFID) and ML models based on gradient-boosting decision tree (GBDT) for both classification and regression task. The regression model yields good accuracy in finding the highest infrared frequency and maximum BEC, whereas the classification models are used for classifying high PZ and dielectric materials. (CFIDs) and (GBDT) are also used to speed up the screening process in predicting magnetic properties of materials.[35] A recently developed model, deeper graph neural networks (deeperGATGNN), that uses ResNet structure and differentiable group normalization in the graph attention layers can learn the relationship between crystal structure and their vibrational energy. The accuracy of the model was suitable for rhombohedral crystals, but it reported high MAE for cubic structures while training on mixed samples revealing the low structural transferability of the model.[36]

1.3 AI in energy material engineering:

A handful of works in energy materials have also been carried out in recent years. Linear regression, Reduced error pruning (REP) tree, Rotation forest+REP tree, and Random subspace+REP tree are explored for predicting band gap of solar cells and metallic glass alloys, giving remarkable accuracy. In this work, a diverse set of descriptors are generated by creating Stoichiometric attributes, electronic structure attributes, elemental property statistics, and Ionic compound attributes.[37] The Gradient Boosting Decision Tree (GBDT) is also used as a binary classification model to find out the promising solar absorber materials by classifying the data based on spectroscopic limited maximum efficiency (SLME) for quick pre-screening of the materials.[38] For screening the high-pressure alloys that are used for hydrogen storage, ML models like RepTree, RFR, and Neural Networks are used. These models are trained to predict the thermodynamic properties, such as hydride enthalpies and entropy of hydrogenation of the alloys.[39] In the same work, low-energy Ti–Mn–Fe structures are detected by predicting the structure and phase with the help of a genetic algorithm. However,

while comparing this structure with DFT and CALPHAD studies, contradictory results are found. In [40], a dataset for LiSi battery materials is designed by finding the random structure relaxations of the material using DFT. The datasets used in the state-of-the-art models are described in table S2 of supplementary materials. For measuring the quantity of dendrite growth in the initiation phase of Li metal anode, ML frameworks have been used recently.[41] In this task, different ML models are used in different phases. In the Isotropic material screening phase, where the stability of electrodeposition is determined for solid electrolytes, the shear and bulk moduli are calculated using the crystal graph convolutional neural network (CGCNN), and in the second phase, that is, anisotropic material screening, AdaBoost, Lasso, and Bayesian ridge regression are used for prediction of C_{11} , C_{12} and C_{44} elastic constants.

The Open Catalyst 2020 (OC20), a DFT-based catalyst dataset, is designed by L Chanussot et al. [42] that contains surfaces and adsorbates for renewable energy storage. The dataset is used to train deep learning models such as CGCNN, SchNet, and DimeNet++ for random structure relaxation, Structure to Energy and Forces (S2EF) prediction, and relax state energy prediction from an initial structure. In the field of renewable energy materials, researchers have worked to develop suitable ML models for alkaline ion batteries like electrodes, electrolytes, photovoltaic materials, catalytic materials, etc.[43] A unified statistical model for potential energy estimation named PreFerred Potential (PFP) is designed to control any combination of 45 elements of the periodic table and applied for a variety of tasks such as calculating the activation energy of battery materials without including the material in the training dataset to optimize the crystal structure of MOF and in finding the transition temperature of Cu-Au alloys.[44] In thermoelectric property prediction, Laugier et al. [45] tried the CGCNN model but was not successful in bypassing DFT. In this work, a Fully Connected Neural Network (FCNN) is trained on thermoelectric power factor obtained from DFT + Boltzmann Transport Equations (BTE) and found that though the convergence time is more in FCNN, it showed good prediction accuracy. A modified version of CGCNN, where the local environments of each crystal are represented by vectors that are dependent on the composition and structure and independent of human-designed features, is used in perovskites, elemental Boron, and inorganic crystals. This model is capable of predicting Electronegativity, group number, radius, and element blocks of perovskites with remarkable accuracy. Also, complex Boron configurations are successfully explored by the model. But in local energy prediction of inorganic materials, it showed poor performance[46] The recent progress in ML models has shown great potential in predicting multi-property in a single model. Materials Graph Network (MEGNet), an upgraded version of Graph Neural Network, is used for predicting internal energy for multiple temperatures, enthalpy, entropy, and Gibbs free energy with temperature within the same model.[47] The model also showed good accuracy in electrical property prediction. An important strategy included here is the unification of multiple free energy MEGNet models into a single one by integrating global state variables such as pressure, entropy, and temperature.

Because of this advancement, the model is capable of predicting many important properties like internal energy for multiple temperatures, enthalpy, entropy, and Gibbs free energy with temperature and can eliminate the need to design a separate model for each of the properties. Another multi-task learning model HydraGNN developed by M L Pasini et al. [48], is capable of predicting atomic magnetic moment, mixing enthalpy and atomic charge transfer at the same time. The model architecture consists of two sets of layers, the first set of layers learns the standard features, and the second set learns the specific features of any material property. In the convolutional layers of HydraGNN, a variation of the Graph convolutional neural network (GCNN) known as Principal Neighbourhood Aggregation (PNA) is included, which makes it easier for the model to classify two different graphs. ML is fueling the growth of polymer industries and nanoparticles also. In polymer laboratories, AI-powered autonomous robots are developed that are capable of performing structure-function testing.[49] In nanoparticle synthesis, stable noisy optimization by branch and fit (SNOBFIT) algorithm, Microfluidic, and Robotic based systems integrated with ML techniques have gained importance. Whereas Neural Networks are used in carbon nano particles.[50] In [51], a CNN with a U-net architecture is used for finding the region of interest by performing segmentation on high-resolution transmission electron microscopy (HRTEM). Here, defect detection for individual nanoparticle regions is performed by random forest (see figure 2 for Random forest architecture). Other significant works in numerous fields include: feedforward neural network that is used in X-Ray diffraction (XRD) patterns to solve the space group determination problem[52], Teacher-student deep neural networks (TSDNN) for new stable materials with negative formation energy and synthesizability for both labelled and unlabelled data with better accuracy than prior models[53], Optimization of semiconductor dot devices using ML algorithms[54], supervised ML models in interlayer energy and elastic constant prediction of essential heterostructure for solid and super lubricant materials[55], Deep Potential Generator (DP-GEN) framework for statistical, mechanical and dynamical properties prediction of Al, Mg and Al-Mg alloys and for the modelling of Potential Energy Surface (PES) using the molecular dynamics (MD) simulation and without inclusion of structural information[56], 3-D chemical structure prediction using Variational Autoencoder and a 3-D U-Net segmentation network with an attention mechanism.[57], prediction of compounds having highest melting temperature using ordinary least squares regression (OLSR), partial least-squares regression (PLSR), support vector regression (SVR), and Gaussian process regression (GPR) models by preparing separate predictor sets, where first set contains the physical properties and the second one contains both physical and elemental properties[58]

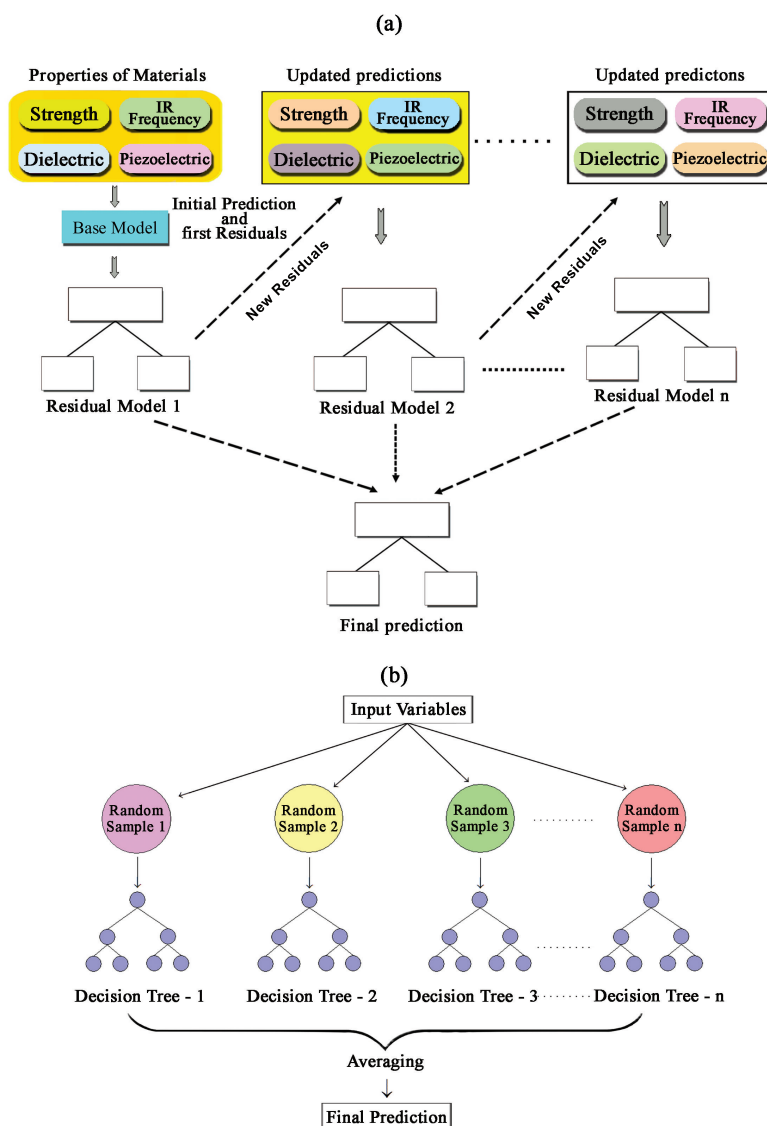


Figure 2: Two frequently used Machine Learning Models **a)** Schematic of the Gradient Boosted Decision tree regression model: From a given set of data, a base model finds out the initial prediction and sets the first residuals. The residual is sent to a weak model known as a residual model. Each of the residual models updates its prediction by the new residuals, and finally, a strong model, which is an ensemble of all the weak models, gives the final prediction value. **b)** Schematic of a Random Forest Regression (RFR). From a set of Input Variables, random samples are fed to a set of decision trees. The output generated by the trees is averaged and considered as a final result.

1.4 AI in predicting molecular property:

In molecular property prediction, frameworks like MoleculeNet are designed for predicting four categories of molecular properties: quantum mechanics, physical chemistry, biophysics, and physiology by preparing separate datasets for each of these properties and creating a separate metric and splitting pattern for each of these datasets.[59] Graph Convolutional Networks (GCN) and Graph Isomorphism Networks (GIN) with self-supervised learning mechanisms in order to improve the classification and regression task are used to design the framework Molecular Contrastive Learning of Representations (MoLCLR) for molecular property prediction.[60] The deep tensor neural network (DTNN) designed for quantum chemical property prediction is scalable according to the number of atoms in a molecule. It is capable of predicting data beyond the training set. The DTNN is successfully used in isomer energy prediction, in the classification of molecules based on carbon ring stability, and in some peculiar electronic structure prediction

giving uniform accuracy for intermediate-size molecules.[61] The KV-PLM model is capable of learning the co-relation between biomedical text and molecular structures and hence can assist the discovery of the drug.[62] The Schnet model designed to search the chemical space and energy surfaces was successfully used for predicting quantum mechanical property for C_{20} -fullerene, which was not possible with the simulation method.[63] For predicting physicochemical properties from molecular structures, a multiplex graph neural network named Multiplex Molecular Graph Neural Network (MMGNN) is designed and found to be efficient.[64] Beyond the concept of property prediction for some existing materials, an advanced concept in material science is the inverse design framework. Wherein new materials are discovered for a given target property. This is manifested by a deep variational autoencoder neural network with a supervised mechanism called active learning and a generative adversarial deep neural network and have discovered eleven different semiconductor materials and two materials with high bandgap. [65]. In [66], a high-speed inverse design framework named as Fourier-Transformed Crystal Properties (FTCP) for inorganic crystals that can predict the structure and chemistry of a material upon giving some targeted property is designed. The framework is then used for targeted formation energies, bandgap, and for thermoelectric power factor. Conditional GAN (CondGAN) and conditional VAE (CondVAE) models are used to implement the inverse design concept where inorganic compositions are generated from the target property without including the crystal information.[67] Various machine Learning models are also used for engineering new concrete formulas for desirable properties.[68] The realistic samples are generated by conditional distribution $p(y|x)$ so that the properties of the generated data can be controlled by changing the value of x . Where x contains the information about strength, age, and environmental impact, and y represents the number of constituent materials. The reduced environmental effect and strength of the formulas are then verified using a regression model by estimating the similarity between generated properties with the desired properties. Some of the tools and frameworks used in implementing DL and ML algorithms in state-of-the-art works are described in table 1

Table 1: Tools and Frameworks

Tools and Frameworks	Description	Link
Scikit-learn	An Open source easy to use and efficient tool for predictive data analysis	https://scikit-learn.org/stable/
Tensorflow	A free and open source library specifically designed for DL models	https://www.tensorflow.org/
Theano	The Python library for DL that can perform fast numerical computations that includes multi-dimensional arrays	https://pypi.org/project/Theano/
Caffe	A deep learning framework having an expression architecture that allows the users to switch between CPU and GPU	https://caffe.berkeleyvision.org/installation.html
MXNet	It is a fast and scalable DL framework that allows training of fast model and supports multiple programming language.	https://mxnet.apache.org/versions/1.9.0/
Keras	An open source library that acts as an interface for the tensorflow library	https://keras.io/
Pytorch	Pytorch is a python package that gives two features tensor computation with strong acceleration by GPU and deep neural network built on a automatic differentiation system	https://pytorch.org/
CNTK	A unified deep learning framework that uses a directed graph and series of computational steps to describe neural network	https://docs.microsoft.com/en-us/cognitive-toolkit/
PyCaret	A machine learning framework for automation of machine learning workflows	https://pycaret.org/
DeepChem	A deep learning framework for Drug Discovery, Quantum Chemistry, Materials Science and Biology	https://deepchem.io/
Deep Docking	A deep learning framework for molecular docking	https://github.com/zhenglz/dockingML
MolPAL	Active learning framework for high throughput virtual screening	https://github.com/coleygroup/molpal

Hugging face	A machine learning library that creates base model to build on top of tensorflow and Pytorch	https://huggingface.co/
GraphInvent	A platform to generate graph based molecules using GNN	https://github.com/MolecularAI/GraphINVENT
ATOMAI	Deep learning framework for microscopy data	https://atom.io/packages/ide-python
Veles	A distributed DL framework	https://github.com/Samsung/veles

2 Important methods:

The recent surge in Artificial Intelligence can be attributed to the availability of datasets and computing power such as Graphics Processing Units, Tensor Processing Units, and other hardware accelerators. These have allowed for the development of intricate and deep structures, which enable for exhaustive investigations such as Material Engineering. In this part, we will go over some of the AI methods used in Material Engineering. To begin, we will review the datasets that are available for AI based material engineering.

2.1 Datasets for material engineering:

Datasets are the fuel of any AI modal. For AI-based material engineering, we need datasets with desired properties and with a sufficient number of samples. Recently, the national institute of standards and technology (NIST) has produced several datasets for material engineering. The JARVIS-DFT is one such dataset.[69] This dataset contains DFT-based material properties of 40000 bulk and 1000 crystalline materials. This dataset contains the properties such as formation energies, bandgaps, elastic, piezoelectric, dielectric constants, magnetic moments, exfoliation energies for van der Waals bonded materials, improved meta-Generalized Gradient Approximations(meta-GGA) bandgaps, frequency-dependent dielectric function, spin-orbit spillage, spectroscopy limited maximum efficiency (SLME), infrared (IR) intensities, electric field gradient (EFG), heterojunction classifications, and Wannier tight-binding Hamiltonians.[69] The next dataset is the Open Quantum Material Database. This dataset is developed and maintained by the Wolverton Research Group at Northwestern University. This dataset contains the thermodynamic and structural properties of 1,022,603 materials.[70] A detailed list of all the available datasets for AI-based material Engineering is provided in Table S2 of the supplementary document.

2.2 Neural network:

Neural networks are modeled after the biological brain. A neural network consists of three types of layers. These are the input, hidden, and output layers. The input layer is the data feeding layer, the output layer is the final prediction layer and in the hidden layer(s) the feature extraction and computations are executed. Each layer in the network consists of a set of artificial neurons, which are connected to the neurons in the adjacent layers by a set of weights. The weights determine the strength of the connection between two neurons and are the parameters that the network learns during training. The basic operation of a neuron is to take a weighted sum of its inputs, apply an activation function to the result, and pass the output to the neurons in the next layer. The activation function is typically a non-linear function that introduces non-linearity into the network, allowing it to learn complex relationships in the data. A typical Neural Network is as shown in figure 3. Mathematically the forward pass can be derived as $H_i = \sigma(X_i * W_i + b_i)$. Where X_i is the input, W_i is the weight matrix, b_i is the bias and σ is the activation function, such as sigmoid $\sigma(x) = \frac{1}{1+e^{-x}}$. The learning process happens by adjusting the weights and biases to achieve the desired output at the output layer. This model can be further deepened by introducing more hidden layers. The deeper the layer the more complex phenomenon can be learned. This type of deep neural network can learn more complex features such as properties of materials. There are few other types of neural network that are extensively used in material engineering. These are Convolutional Neural Network (CNN), Graph Neural Networks (GNNs), Generative model etc.

A convolutional neural network(CNN) is based on the mathematical operation of convolution, which is a way of combining two functions to produce a third function that represents how one of the original functions is modified by the other.[71] In the case of a CNN, the input data (e.g., an image) is convolved with a set of learnable filters to produce a set of feature maps. In the context of a CNN, the input data is typically a 3D tensor with dimensions (width, height, channels), where channels represent the number of color channels (e.g., 3 for RGB images). The filters, or kernels, are also 3D tensors with dimensions (kernel width, kernel height, input channels), where input channels matches the number of channels in the input data. To apply a convolutional layer in a neural network, slide the kernel over the

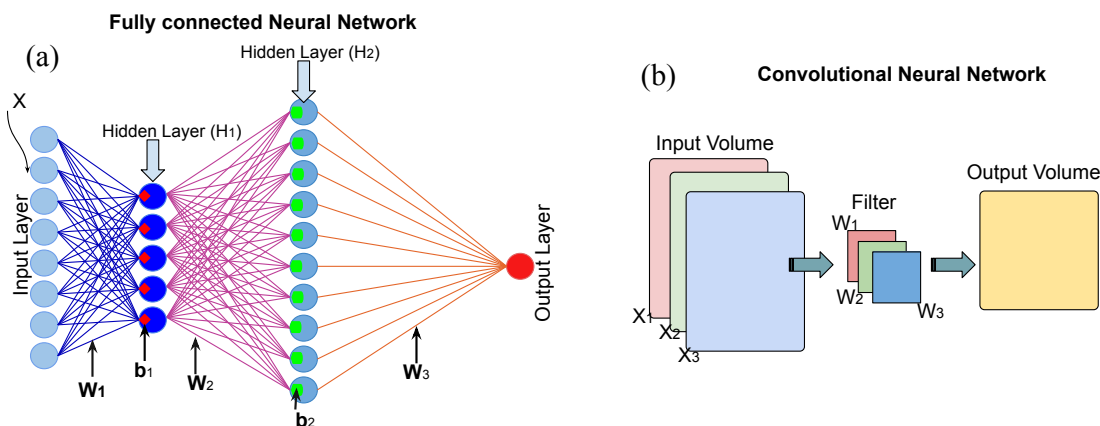


Figure 3: A schematic of neural networks. (a) Schematic of fully connected neural network, (b) convolutional neural network

input data, computing the dot product between the kernel and the local region of the input data at each position. This operation produces a single value, which is used to populate the corresponding position in the output feature map. The mathematical formula for the convolution operation can be expressed in matrix form as follows: $G = F * K$ where F is a matrix representation of the input data, K is a matrix representation of the kernel, and G is a matrix representation of the output feature map.[71] Zhuo Cao et al. have demonstrated the use of CNN in predicting the properties of crystalline materials.[72]. However, performance of CNN generally suffers if the topology is arbitrary or change in orientation of the object. These type of limitations can be avoided using the graph neural network.[73]

2.3 Graph neural networks for efficient material engineering:

Graph Neural Network (GNN) is an artificial neural network that processes and analyzes data structured in graph form. They have grown in popularity due to their capacity to deal with complex associations and dependencies between entities in a graph. Graphs consist of nodes (also known as vertices) and edges that link the nodes. Each node and edge can have connected characteristics, representing properties such as node or edge types, numerical values, or categorical labels. GNNs manipulate a graph by iteratively gathering information from neighboring nodes and edges, using a neural network to change and update the node representations. This process can be repeated over multiple layers, each learning more intricate patterns and dependencies. GNNs have produced positive results in many areas, for instance, recommendation systems, drug discovery, social network analysis, and traffic prediction. They can manage different graphs, such as directed and undirected, bipartite, and heterogeneous graphs. A convenient way to represent molecules is in the form of a graph, where atoms are used to represent the featured nodes, and the interatomic bonds (with bond order) are used to represent edges. Features include properties like atomic identity, formal charge, and aromaticity.[74] These are used in a molecular fingerprint that determines the presence or absence of a substructure in an atom. A typical graph neural network is shown in figure 4.

In GNN based model, interactions between atoms are learned by the atom embedding in a high-dimensional space and updating the embeddings by performing message passing. In recent years, many groundbreaking works have been published in GNN.[32, 15, 49, 25, 46, 28]. In [20] crystal graph is used in property prediction. A similar architecture was applied to predict thermoelectric properties on a dataset of crystal and atomic information.[32] The atomistic line graph neural network (ALIGNN) has achieved up to 85% accuracy in solid and molecular property prediction.[15] In [32], the angular information is included explicitly by introducing a line graph. The line graph contains bond distance and bond angle information. The model designed with the inclusion of structural information is trained on crystalline materials properties and on molecular properties that could give good accuracy. This model outperformed conventional descriptors such as CFID. Despite the great potentials of GNN, most of the state-of-the-art GNN models suffers from the issue of over-smoothing where with increasing depth, the model tends to make the embedding of all the nodes similar, which makes it challenging to classify unlabeled node and thus making GNN unscalable. To address this issue, an architecture called Deeper Graph Attention Neural Network (DeeperGATGNN) is introduced.[75]. Before DeeperGATGNN, a simpler version named GATGNN was implemented. It contains two different soft attention layers; the first layer extracts the features at the local level of neighboring atoms. The subsequent attention layer extends this neighborhood-dependent information to the global context. This architecture is then extended by introducing additive skip connections between these soft attention layers and differentiable group normalization (DGN) layers. The DGN makes different clusters of the nodes of a graph, and each cluster is normalized separately, thus having

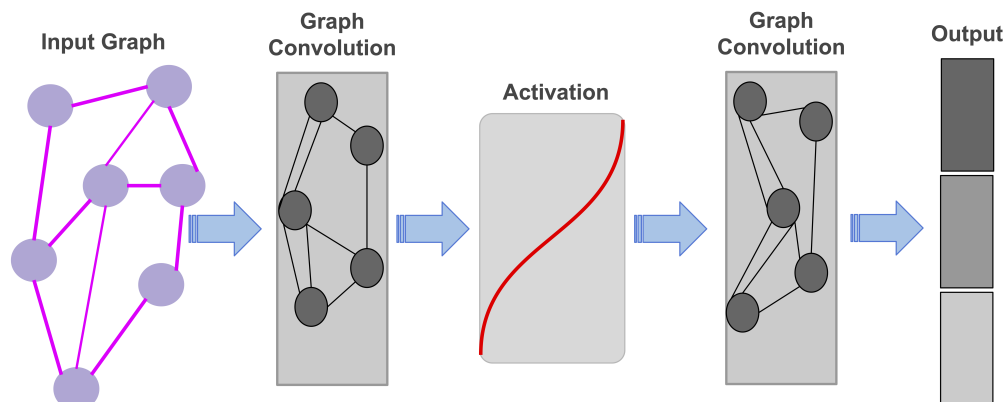


Figure 4: Schematic of a Graph Neural Network (GNN). Graph Neural Network is a type of Deep Learning Network used for node-level or edge-level predictions in graph data. This figure is used to show the mechanism of a GNN and its convolution process to produce embeddings of nodes and pass through the activation function to find out the output class

different mean and standard deviation for different clusters and, thus, representation vector being dissimilar. Another advancement is the invocation of residual skip connection, where the stake layers learn the identity mapping denoted as $F(x) = H(x) - x$. Here x is the input, $H(x)$ is the mapping function, and $F(x)$ is the output function. This type of GNN claiming more accurate in predicting material property.

2.4 Generative models:

"One of the continuing scandals of physical science is that it remains, in general, impossible to predict the structure of even the simplest crystalline solids from a knowledge of their chemical composition." as quoted by John Maddox about 30 years ago.[76] Over the years, though different methods are evolved for crystal structure prediction of molecules and solids, they are computationally expensive, and vast structure space is needed to be searched. As DL algorithms are introduced in this field, Generative Networks(GN), a class of DL algorithms, can tackle this problem to a great extent. GN has the capability of producing samples from a given distribution. The functionality is given as input, and the model outputs a distribution of possible structures. This network works on joint probability distribution $p(x, y)$, which means they can notice both the molecular representation of a material denoted as x and its property as y . If the conditional probability is applied, then the notation for design will be $(p(y|x))$, and by reversing the notation, we get $((p(x|y))$, which represents the inverse design of the material.[73] The two most commonly used generative networks are: Variational Autoencoder (VAE) and Generative Adversarial Network (GAN) (see figure 5).

The GAN is extended by adding an extra condition in both generator and discriminator by feeding an input layer Y to both networks. This extension is Conditional GAN(CGAN).[77]. In an attempt to generate chemical compositions of inorganic materials without the crystal structure information, the concept of CGAN is used by Sawada et al. [67]. In this model, the popular feature engineering scheme Bag-of-Atoms is used with the additional inclusion of the physical descriptors. In Bag-of-Atoms, the number of atoms in a chemical composition is represented in vector form. The physical descriptors are the fundamental properties of atoms that do not contain crystal information. CGAN is also used in [68] for generating new concrete formulas for building materials. In the conditional probability $p(x|y)$, x contains the information about strength, age, and environmental impact, and y represents the number of constituent materials.

2.5 Leveraging transfer learning for improved accuracy:

Needless to say that DL models are data hungry and can give plausible accuracy only after training with millions of data. But experimental datasets are normally smaller compared to computational datasets. The concept of deep transfer learning is therefore embedded in many of the recently developed DL models [17][13],[47][78][79] where knowledge of one model is transferred to other model by making use of the features learned from the huge dataset. To accomplish this, at first, a source model is trained using a large dataset and then model parameters are tweaked by training on target property.

A deeper concept of this is the cross-property deep transfer learning (see figure 6), where the source model and target models are trained for different properties.[18]. The properties that don't have a large dataset can be predicted using this concept. It is implemented by two methods: i) by fine tuning the source model with target data and ii) learning the features from target dataset and then leveraging those in building target model. The Original ElemNet DL model has

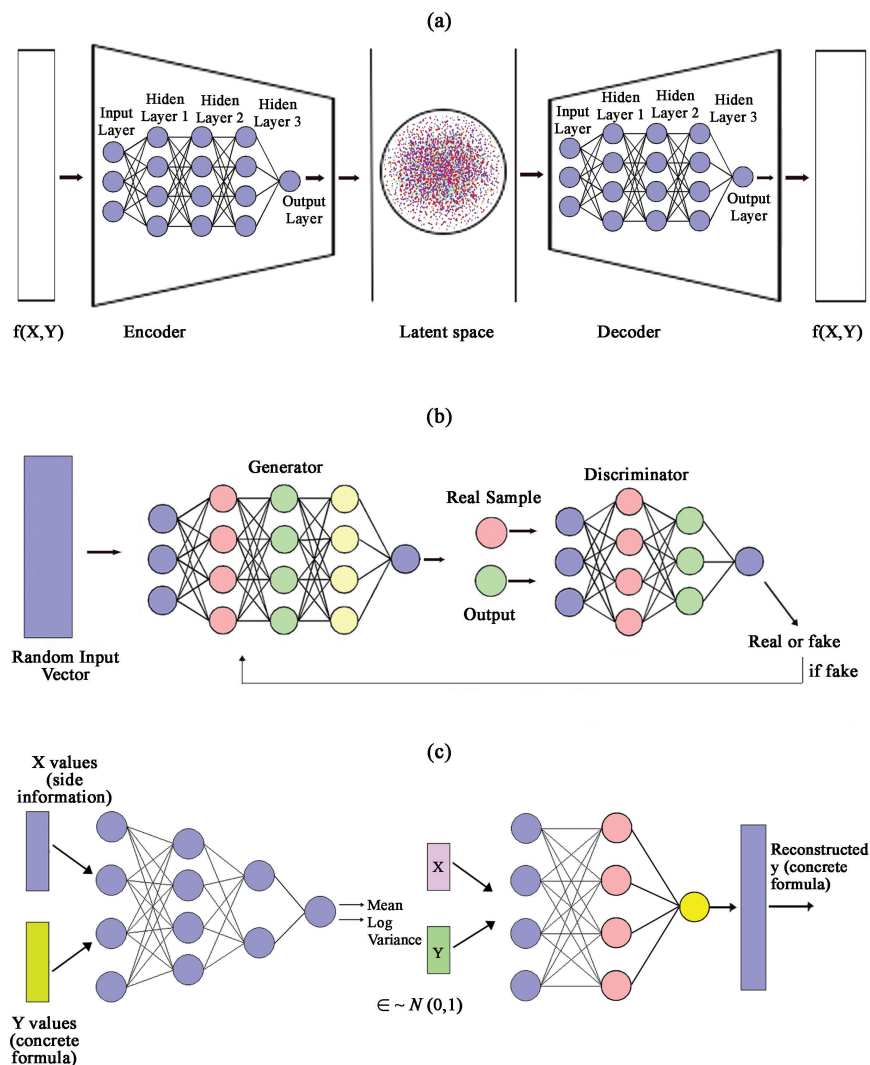


Figure 5: Three Generative Models a) Schematic of the VAE model: Schematic of a Variational Autoencoder. The encoder acts as a compressor and generates the latent space by mapping the molecules to a vector space which is then mapped back to the molecule representation using the decoder.[73]

b) Schematic of a Generative Adversarial Network. Two different convolutional neural networks are used in the model. One is used as a generator that generates some pattern from a set of the random input vector, and the discriminator network discriminates whether the data is real data or fakely generated by the model. If the data generated by the generator is labeled as fake by the discriminator, it is backpropagated to the generator. The generator readjusts the weight and resends the improved result to the discriminator. this process continues until it becomes difficult to differentiate between real data and the generator's data.

c) The CVAE model is designed for new concrete formulas for building materials

gone through some significant improvements before implementation of cross property deep transfer learning which results in improved Mean Absolute Error (MAE). The modified version of ElemNet is implemented using TensorFlow 2 (TF2) with Keras as an interface instead of TensorFlow 1. These improvements in the library lead the model to learn chemical interactions and elemental similarities more accurately resulting a reduced in MAE of 0.0405 eV/atom. Again, the use of Monte Carlo Drop out in training, valiation and test phases leads to different activation and output for the same input in each run of the model which is a barrier in consistent feature extraction. The model improved its MAE further from 0.0405 eV/atom to 0.0373 eV/atom once this drop out is disabled. These to modifications leads to approx 10% improvement in MAE.

2.6 AI techniques used in traditional analytical instruments:

AI techniques are used extensively and have shown great potential in the existing traditional analytical instruments of MSE, such as X-Ray Diffraction (XRD), TEM, and Scanning Electron Microscopy (SEM) image analysis. In XRD, traditional descriptors that are used for pattern analyzation and for mapping the phase diagrams, are found to

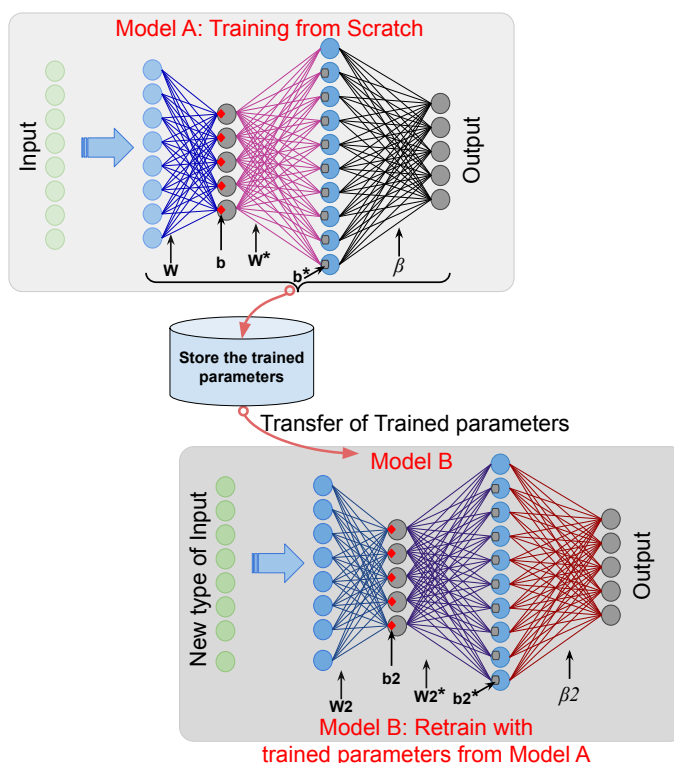


Figure 6: Schematic representation of transfer learning. The DL model A is trained from scratch, especially with a large dataset. The model parameters like weights (W) and biases (b) are then saved. These saved parameters can be used whenever the model needs to be trained with a new type of dataset or any change needed in the architecture itself. In this scenario, the saved parameters can be transferred to model B and re-train with a new type of dataset. This method generally converges early compared to training the model from scratch.

be tedious and time-consuming. Recent works made a leap forward through the seamless integration of ML models in depicting compounds of interest and phase diagrams. In [80], a Convolutional Neural Network (CNN) is used for one-to-one identification of XRD spectra of materials processed from an experimental database by removing noise. While comparing the performance of CNN with some other classical ML algorithms, it has shown better results with an accuracy of 96.7%. In [81], a convolutional network and a dense network are used to learn the features of the inference patterns of powdered XRD, which will lead the model to predict the crystal symmetry, which was otherwise done conventionally using some peak finding algorithm. The convolutional network performed well in theoretical data, but it showed poor performance in experimental data, whereas the dense network showed higher classification accuracy for the experimental data. 82% classification accuracy is achieved for the dense network while classifying only half of the samples. At the same time, the CNN could not give good accuracy to be used as in crystal symmetry prediction. In Transmission Electron Microscopy (TEM) also, AI has shown its potential. An unsupervised ML algorithm (Auto detect mNP) has been designed for the classification of particle shapes of metal nanoparticles (mNP) from TEM images. The algorithm can also determine the impurities in mNP synthesis. The algorithm is also able to classify the long rod and short rod nano particles.[82] For automation of structural analysis of nanoparticles from high-resolution TEM (HRTEM) data, a two-stage framework is designed. A CNN with a U-net architecture performs segmentation on HRTEM nanoparticles, and a random forest classifier detects the defects of individual nanoparticle regions with an accuracy of 86%.[51]

2.7 Advantage and disadvantages of AI in material engineering and its future:

The use of AI in material engineering is a dynamic area of research that is evolving continuously. Using the right kind of algorithm can significantly accelerate the discovery of new materials as ML algorithms can learn repetitive patterns, resulting in faster simulation of complex structures and chemical reactions. The challenge of building interatomic potentials is also taken care of by AI-based methods, as the artificial Neural Network has paved the way for the construction of potential energy surfaces with a higher efficiency of several orders of magnitude compared to traditional methods. AI algorithms can also be used for exploring the massive chemical space of a material by training the model with existing samples and then using the trained model for predicting all possible combinations, which was earlier a big hurdle for simulation-based methods such as DFT. Thousands of stable configurations have been discovered by

researchers by training ML models with the existing datasets. Future researchers can work for more efficient feature space extraction to provide new paradigms for discovering stable material configurations. ML has stepped into the area of drug discovery too. The Graph Neural Networks and other DL models have greatly helped researchers predict the solubility of molecules and drug target interactions for drug material. Another critical area of research in Drug discovery is the prediction of the protein structure of the targeted molecule to make the treatment successful. Here the AI researcher can grab the opportunity and think big for developing ML and DL algorithms to fuel the growth of target protein structure prediction. In energy storage materials, algorithms can be developed to fulfill multiple objectives. For example, properties like dipole orientation, atomic polarization, resonant effect, and relaxation effect are to be predicted simultaneously to screen a dielectric material. These factors may also have inverted coupling relationships to be optimized collaboratively. For optimizing collective properties, single optimization algorithms are not enough. Therefore, in future work, people may go for the development of multi-optimization algorithms. Though ML has revolutionized the discoveries of material science, there are a few challenges that still need to be addressed. The lack of data (especially from experimental results) is one of the significant drawbacks. Again the poor explainability of AI models is another drawback. The complex generative models are generally treated as a black box, where chemical relationships are not firmly established, and the error analysis too is a difficult task. Therefore, the development of both highly accurate and interpretable models will definitely make a leap forward in material science research. The non-viability is a significant hurdle faced by the chemical structures generated by the generative deep learning models. The highly complex chemical structures produced by the generative models outside the existing chemical space are theoretically feasible. However, synthesizing them may not be viable because of the high cost and complexity.

3 Conclusion:

In conclusion, AI will radically change the ways of developing materials. This will help us to find the materials of desired properties efficiently. This will reduce the time, money, and effort that are needed to create a material. The capabilities of traditional analytical tools will also be improved by adopting the advantages of AI and ML. Recently applied graph neural network-based approaches and generative adversarial algorithms are helping in the rapid development of drugs. The Google Alpha Fold is one such example, which helps us to find the folding of proteins with very high accuracy and thereby find appropriate molecules for drugs. Again various computer vision-based tools are helping us to analyze traditional analytical tools such as transmission electron microscopy (TEM), scanning electron microscope (SEM), Atomic Force Microscopy (AFM), etc. The traditional computation tools such as DFT and in-silico methods are also defeated by AI and ML-based algorithms, both in terms of accuracy and efficiency. All these development have brought us the hope to engineer materials that can meet the demands and also shape the future.

Acknowledgment

Mohendra Roy acknowledges the seed grant No. *ORSP/R&D/PDPU/2019/MR/RO051* of PDEU, the core research grant No. *CRG/2020/000869* of the Science and Engineering Research Board (SERB), Govt. of India and the project grant no *GUJCOST/STI/202 – 22/3873* of GUJCOST, Govt. of Gujarat, India.

References

- [1] Kamal Choudhary, Brian DeCost, Chi Chen, Anubhav Jain, Francesca Tavazza, Ryan Cohn, Cheol Woo Park, Alok Choudhary, Ankit Agrawal, Simon JL Billinge, et al. Recent advances and applications of deep learning methods in materials science. *npj Computational Materials*, 8(1):1–26, 2022.
- [2] Seymour Michael Blinder. *Introduction to quantum mechanics*. Academic Press, 2020.
- [3] Ze Xu. *Density Functional Perturbation Theory and Adaptively Compressed Polarizability Operator*. PhD thesis, UC Berkeley, 2019.
- [4] Asma Noura, Nataliya Sokolovska, and Jean-Claude Crivello. Crystalgan: learning to discover crystallographic structures with generative adversarial networks. *arXiv preprint arXiv:1810.11203*, 2018.
- [5] Rama K Vasudevan, Kamal Choudhary, Apurva Mehta, Ryan Smith, Gilad Kusne, Francesca Tavazza, Lukas Vlcek, Maxim Ziatdinov, Sergei V Kalinin, and Jason Hattrick-Simpers. Materials science in the artificial intelligence age: high-throughput library generation, machine learning, and a pathway from correlations to the underpinning physics. *MRS communications*, 9(3):821–838, 2019.
- [6] Chi Chen, Yunxing Zuo, Weiye Ye, Xiangguo Li, Zhi Deng, and Shyue Ping Ong. A critical review of machine learning of energy materials. *Advanced Energy Materials*, 10(8):1903242, 2020.

- [7] Jonathan Schmidt, Mário RG Marques, Silvana Botti, and Miguel AL Marques. Recent advances and applications of machine learning in solid-state materials science. *npj Computational Materials*, 5(1):1–36, 2019.
- [8] Valentin Stanev, Kamal Choudhary, Aaron Gilad Kusne, Johnpierre Paglione, and Ichiro Takeuchi. Artificial intelligence for search and discovery of quantum materials. *Communications Materials*, 2(1):1–11, 2021.
- [9] Daniel P Tabor, Loïc M Roch, Semion K Saikin, Christoph Kreisbeck, Dennis Sheberla, Joseph H Montoya, Shyam Dwaraknath, Muratahan Aykol, Carlos Ortiz, Hermann Tribukait, et al. Accelerating the discovery of materials for clean energy in the era of smart automation. *Nature Reviews Materials*, 3(5):5–20, 2018.
- [10] Jiaqi Jiang, Mingkun Chen, and Jonathan A Fan. Deep neural networks for the evaluation and design of photonic devices. *Nature Reviews Materials*, 6(8):679–700, 2021.
- [11] Mohit Pandey, Michael Fernandez, Francesco Gentile, Olexandr Isayev, Alexander Tropsha, Abraham C Stern, and Artem Cherkasov. The transformational role of gpu computing and deep learning in drug discovery. *Nature Machine Intelligence*, 4(3):211–221, 2022.
- [12] Kamal Choudhary, Kevin F Garrity, Charles Camp, Sergei V Kalinin, Rama Vasudevan, Maxim Ziatdinov, and Francesca Tavazza. Computational scanning tunneling microscope image database. *Scientific data*, 8(1):1–9, 2021.
- [13] Nikolas Claussen, B Andrei Bernevig, and Nicolas Regnault. Detection of topological materials with machine learning. *Physical Review B*, 101(24):245117, 2020.
- [14] Valentin Stanev, Corey Oses, A Gilad Kusne, Efrain Rodriguez, Johnpierre Paglione, Stefano Curtarolo, and Ichiro Takeuchi. Machine learning modeling of superconducting critical temperature. *npj Computational Materials*, 4(1):1–14, 2018.
- [15] Kamal Choudhary, Taner Yildirim, Daniel W Siderius, A Gilad Kusne, Austin McDannald, and Diana L Ortiz-Montalvo. Graph neural network predictions of metal organic framework co2 adsorption properties. *Computational Materials Science*, 210:111388, 2022.
- [16] Prathik R Kaundinya, Kamal Choudhary, and Surya R Kalidindi. Prediction of the electron density of states for crystalline compounds with atomistic line graph neural networks (alignn). *JOM*, 74(4):1395–1405, 2022.
- [17] Dipendra Jha, Kamal Choudhary, Francesca Tavazza, Wei-keng Liao, Alok Choudhary, Carelyn Campbell, and Ankit Agrawal. Enhancing materials property prediction by leveraging computational and experimental data using deep transfer learning. *Nature communications*, 10(1):1–12, 2019.
- [18] Vishu Gupta, Kamal Choudhary, Francesca Tavazza, Carelyn Campbell, Wei-keng Liao, Alok Choudhary, and Ankit Agrawal. Cross-property deep transfer learning framework for enhanced predictive analytics on small materials data. *Nature communications*, 12(1):1–10, 2021.
- [19] Prathik R Kaundinya, Kamal Choudhary, and Surya R Kalidindi. Machine learning approaches for feature engineering of the crystal structure: Application to the prediction of the formation energy of cubic compounds. *Physical Review Materials*, 5(6):063802, 2021.
- [20] Tian Xie and Jeffrey C Grossman. Crystal graph convolutional neural networks for an accurate and interpretable prediction of material properties. *Physical review letters*, 120(14):145301, 2018.
- [21] Soumya Sanyal, Janakiraman Balachandran, Naganand Yadati, Abhishek Kumar, Padmini Rajagopalan, Suchismita Sanyal, and Partha Talukdar. Mt-cgcnn: Integrating crystal graph convolutional neural network with multitask learning for material property prediction. *arXiv preprint arXiv:1811.05660*, 2018.
- [22] Mohammadreza Karamad, Rishikesh Magar, Yuting Shi, Samira Siahrostami, Ian D Gates, and Amir Barati Farimani. Orbital graph convolutional neural network for material property prediction. *Physical Review Materials*, 4(9):093801, 2020.
- [23] Peter Bjørn Jørgensen, Karsten Wedel Jacobsen, and Mikkel N Schmidt. Neural message passing with edge updates for predicting properties of molecules and materials. *arXiv preprint arXiv:1806.03146*, 2018.
- [24] Quan Zhou, Peizhe Tang, Shenxiu Liu, Jinbo Pan, Qimin Yan, and Shou-Cheng Zhang. Learning atoms for materials discovery. *Proceedings of the National Academy of Sciences*, 115(28):E6411–E6417, 2018.
- [25] Sékou-Oumar Kaba, Benjamin Groleau-Paré, Marc-Antoine Gauthier, André-Marie Tremblay, Simon Verret, and Chloé Gauvin-Ndiaye. Prediction of large magnetic moment materials with graph neural networks and random forests. *arXiv preprint arXiv:2111.14712*, 2021.
- [26] Ghanshyam Pilania, Arun Mannodi-Kanakithodi, BP Uberuaga, Rampi Ramprasad, JE Gubernatis, and Turab Lookman. Machine learning bandgaps of double perovskites. *Scientific reports*, 6(1):1–10, 2016.

- [27] Hitarth Choubisa, Petar Todorović, Joao M Pina, Darshan H Parmar, Ziliang Li, Oleksandr Voznyy, Isaac Tamblyn, and Edward Sargent. Interpretable discovery of new semiconductors with machine learning. *arXiv preprint arXiv:2101.04383*, 2021.
- [28] Sadman Sadeed Omee, Steph-Yves Louis, Nihang Fu, Lai Wei, Sourin Dey, Rongzhi Dong, Qinyang Li, and Jianjun Hu. Scalable deeper graph neural networks for high-performance materials property prediction. *Patterns*, page 100491, 2022.
- [29] Francesca Tavazza, Brian DeCost, and Kamal Choudhary. Uncertainty prediction for machine learning models of material properties. *ACS omega*, 6(48):32431–32440, 2021.
- [30] Matthias Rupp. Tkatchenko, alexandre haand müller, klaus-robert, and von lilienfeld, o. anatole. fast and accurate modeling of molecular atomization energies with machine learning. *Physical review letters*, 108(5):058301, 2012.
- [31] Katja Hansen, Franziska Biegler, Raghunathan Ramakrishnan, Wiktor Pronobis, O Anatole Von Lilienfeld, Klaus-Robert Müller, and Alexandre Tkatchenko. Machine learning predictions of molecular properties: Accurate many-body potentials and nonlocality in chemical space. *The journal of physical chemistry letters*, 6(12):2326–2331, 2015.
- [32] Kamal Choudhary and Brian DeCost. Atomistic line graph neural network for improved materials property predictions. *npj Computational Materials*, 7(1):185, 2021.
- [33] Nicholas Lubbers, Justin S Smith, and Kipton Barros. Hierarchical modeling of molecular energies using a deep neural network. *The Journal of chemical physics*, 148(24):241715, 2018.
- [34] Kamal Choudhary, Kevin F Garrity, Vinit Sharma, Adam J Biacchi, Angela R Hight Walker, and Francesca Tavazza. High-throughput density functional perturbation theory and machine learning predictions of infrared, piezoelectric, and dielectric responses. *NPJ Computational Materials*, 6(1):1–13, 2020.
- [35] Kamal Choudhary, Kevin F Garrity, Nirmal J Ghimire, Naweel Anand, and Francesca Tavazza. High-throughput search for magnetic topological materials using spin-orbit spillage, machine learning, and experiments. *Physical Review B*, 103(15):155131, 2021.
- [36] Nghia Nguyen, Steph-Yves V Louis, Lai Wei, Kamal Choudhary, Ming Hu, and Jianjun Hu. Predicting lattice vibrational frequencies using deep graph neural networks. *ACS omega*, 7(30):26641–26649, 2022.
- [37] L Ward, A Agrawal, A Choudhary, and C Wolverton. A general-purpose machine learning framework for predicting properties of inorganic materials. *npj computational materials* 2016, 2, 16028. *Materials ICSDID JARVIS-ID HERE!HERE! (GOWO) HERE!HERE! (TBmBJ)*, 200000, 2016.
- [38] Kamal Choudhary, Marnik Berckx, Jie Jiang, Ruth Pachter, Dirk Lamoen, and Francesca Tavazza. Accelerated discovery of efficient solar cell materials using quantum and machine-learning methods. *Chemistry of Materials*, 31(15):5900–5908, 2019.
- [39] Jason R Hattrick-Simpers, Kamal Choudhary, and Claudio Corgnale. A simple constrained machine learning model for predicting high-pressure-hydrogen-compressor materials. *Molecular Systems Design & Engineering*, 3(3):509–517, 2018.
- [40] Ekin Dogus Cubuk, Evan J Reed, Gowoon Cheon, Kevin James McCloskey, Lusann Yang, and Michael Brenner. Crystal structure search with random structure relaxations using graph networks. 2020.
- [41] Zeeshan Ahmad, Tian Xie, Chinmay Maheshwari, Jeffrey C Grossman, and Venkatasubramanian Viswanathan. Machine learning enabled computational screening of inorganic solid electrolytes for suppression of dendrite formation in lithium metal anodes. *ACS central science*, 4(8):996–1006, 2018.
- [42] Lowik Chanussot, Abhishek Das, Siddharth Goyal, Thibaut Lavril, Muhammed Shuaibi, Morgane Riviere, Kevin Tran, Javier Heras-Domingo, Caleb Ho, Weihua Hu, et al. The open catalyst 2020 (oc20) dataset and community challenges (vol 11, pg 6059, 2021). *ACS CATALYSIS*, 11(21):13062–13065, 2021.
- [43] Yun Liu, Oladapo Christopher Esan, Zhefei Pan, and Liang An. Machine learning for advanced energy materials. *Energy and AI*, 3:100049, 2021.
- [44] So Takamoto, Chikashi Shinagawa, Daisuke Motoki, Kosuke Nakago, Wenwen Li, Iori Kurata, Taku Watanabe, Yoshihiro Yayama, Hiroki Iriguchi, Yusuke Asano, et al. Towards universal neural network potential for material discovery applicable to arbitrary combination of 45 elements. *Nature Communications*, 13(1):1–11, 2022.
- [45] Leo Laugier, Daniil Bash, Jose Recatala, Hong Kuan Ng, Savitha Ramasamy, Chuan-Sheng Foo, Vijay R Chandrasekhar, and Kedar Hippalgaonkar. Predicting thermoelectric properties from crystal graphs and material descriptors-first application for functional materials. *arXiv preprint arXiv:1811.06219*, 2018.

- [46] Tian Xie and Jeffrey C Grossman. Hierarchical visualization of materials space with graph convolutional neural networks. *The Journal of chemical physics*, 149(17):174111, 2018.
- [47] Chi Chen, Weike Ye, Yunxing Zuo, Chen Zheng, and Shyue Ping Ong. Graph networks as a universal machine learning framework for molecules and crystals. *Chemistry of Materials*, 31(9):3564–3572, 2019.
- [48] Massimiliano Lupo Pasini, Pei Zhang, Samuel Temple Reeve, and Jong Youl Choi. Multi-task graph neural networks for simultaneous prediction of global and atomic properties in ferromagnetic systems. *Machine Learning: Science and Technology*, 3(2):025007, 2022.
- [49] Adam J Gormley and Michael A Webb. Machine learning in combinatorial polymer chemistry. *Nature Reviews Materials*, 6(8):642–644, 2021.
- [50] Huachen Tao, Tianyi Wu, Matteo Aldeghi, Tony C Wu, Alán Aspuru-Guzik, and Eugenia Kumacheva. Nanoparticle synthesis assisted by machine learning. *Nature Reviews Materials*, 6(8):701–716, 2021.
- [51] Catherine K Groschner, Christina Choi, and Mary C Scott. Machine learning pipeline for segmentation and defect identification from high-resolution transmission electron microscopy data. *Microscopy and Microanalysis*, 27(3):549–556, 2021.
- [52] Pascal Marc Vecsei, Kenny Choo, Johan Chang, and Titus Neupert. Neural network based classification of crystal symmetries from x-ray diffraction patterns. *Physical Review B*, 99(24):245120, 2019.
- [53] Minchul Shin. Semi-supervised learning with a teacher-student network for generalized attribute prediction. In *Computer Vision—ECCV 2020: 16th European Conference, Glasgow, UK, August 23–28, 2020, Proceedings, Part XI 16*, pages 509–525. Springer, 2020.
- [54] Natalia Ares. Machine learning as an enabler of qubit scalability. *Nature Reviews Materials*, 6(10):870–871, 2021.
- [55] Marco Fronzi, Mutaz Abu Ghazaleh, Olexandr Isayev, David A Winkler, Joe Shapter, and Michael J Ford. Impressive computational acceleration by using machine learning for 2-dimensional super-lubricant materials discovery. *arXiv preprint arXiv:1911.11559*, 2019.
- [56] Linfeng Zhang, De-Ye Lin, Han Wang, Roberto Car, and E Weinan. Active learning of uniformly accurate interatomic potentials for materials simulation. *Physical Review Materials*, 3(2):023804, 2019.
- [57] Jordan Hoffmann, Louis Maestrati, Yoshihide Sawada, Jian Tang, Jean Michel Sellier, and Yoshua Bengio. Data-driven approach to encoding and decoding 3-d crystal structures. *arXiv preprint arXiv:1909.00949*, 2019.
- [58] Atsuto Seko, Tomoya Maekawa, Koji Tsuda, and Isao Tanaka. Machine learning with systematic density-functional theory calculations: Application to melting temperatures of single-and binary-component solids. *Physical Review B*, 89(5):054303, 2014.
- [59] Zhenqin Wu, Bharath Ramsundar, Evan N Feinberg, Joseph Gomes, Caleb Geniesse, Aneesh S Pappu, Karl Leswing, and Vijay Pande. Moleculenet: a benchmark for molecular machine learning. *Chemical science*, 9(2):513–530, 2018.
- [60] Yuyang Wang, Jianren Wang, Zhonglin Cao, and Amir Barati Farimani. Molecular contrastive learning of representations via graph neural networks. *Nature Machine Intelligence*, 4(3):279–287, 2022.
- [61] Kristof T Schütt, Farhad Arbabzadah, Stefan Chmiela, Klaus R Müller, and Alexandre Tkatchenko. Quantum-chemical insights from deep tensor neural networks. *Nature communications*, 8(1):1–8, 2017.
- [62] Zheni Zeng, Yuan Yao, Zhiyuan Liu, and Maosong Sun. A deep-learning system bridging molecule structure and biomedical text with comprehension comparable to human professionals. *Nature Communications*, 13(1):1–11, 2022.
- [63] Kristof T Schütt, Huziel E Sauceda, P-J Kindermans, Alexandre Tkatchenko, and K-R Müller. Schnet—a deep learning architecture for molecules and materials. *The Journal of Chemical Physics*, 148(24):241722, 2018.
- [64] Shuo Zhang, Yang Liu, and Lei Xie. Molecular mechanics-driven graph neural network with multiplex graph for molecular structures. *arXiv preprint arXiv:2011.07457*, 2020.
- [65] Rui Xin, Edirisuriya MD Siriwardane, Yuqi Song, Yong Zhao, Steph-Yves Louis, Alireza Nasiri, and Jianjun Hu. Active-learning-based generative design for the discovery of wide-band-gap materials. *The Journal of Physical Chemistry C*, 125(29):16118–16128, 2021.
- [66] Zekun Ren, Siyu Isaac Parker Tian, Juhwan Noh, Felipe Oviedo, Guangzong Xing, Jiali Li, Qiaohao Liang, Ruiming Zhu, Armin G Aberle, Shijing Sun, et al. An invertible crystallographic representation for general inverse design of inorganic crystals with targeted properties. *Matter*, 5(1):314–335, 2022.

- [67] Yoshihide Sawada, Koji Morikawa, and Mikiya Fujii. Study of deep generative models for inorganic chemical compositions. *arXiv preprint arXiv:1910.11499*, 2019.
- [68] Xiou Ge, Richard T Goodwin, Jeremy R Gregory, Randolph E Kirchain, Joana Maria, and Lav R Varshney. Accelerated discovery of sustainable building materials. *arXiv preprint arXiv:1905.08222*, 2019.
- [69] Kamal Choudhary, Kevin F. Garrity, Andrew C. E. Reid, Brian DeCost, Adam J. Biacchi, Angela R. Hight Walker, Zachary Trautt, Jason Hattrick-Simpers, A. Gilad Kusne, Andrea Centrone, Albert Davydov, Jie Jiang, Ruth Pachter, Gowoon Cheon, Evan Reed, Ankit Agrawal, Xiaofeng Qian, Vinit Sharma, Houlong Zhuang, Sergei V. Kalinin, Bobby G. Sumpter, Ghanshyam Pilania, Pinar Acar, Subhasish Mandal, Kristjan Haule, David Vanderbilt, Karin Rabe, and Francesca Tavazza. The joint automated repository for various integrated simulations (JARVIS) for data-driven materials design. *npj Computational Materials*, 6(1), nov 2020.
- [70] James E. Saal, Scott Kirklin, Muratahan Aykol, Bryce Meredig, and C. Wolverton. Materials design and discovery with high-throughput density functional theory: The open quantum materials database (OQMD). *JOM*, 65(11):1501–1509, September 2013.
- [71] Saad Albawi, Tareq Abed Mohammed, and Saad Al-Zawi. Understanding of a convolutional neural network. In *2017 International Conference on Engineering and Technology (ICET)*, Antalya, Turkey, pages 1–6, 2017.
- [72] Zhuo Cao, Yabo Dan, Zheng Xiong, Chengcheng Niu, Xiang Li, Songrong Qian, and Jianjun Hu. Convolutional neural networks for crystal material property prediction using hybrid orbital-field matrix and magpie descriptors. *Crystals*, 9(4), 2019.
- [73] Benjamin Sanchez-Lengeling and Alán Aspuru-Guzik. Inverse molecular design using machine learning: Generative models for matter engineering. *Science*, 361(6400):360–365, 2018.
- [74] Daniel S Wigh, Jonathan M Goodman, and Alexei A Lapkin. A review of molecular representation in the age of machine learning. *Wiley Interdisciplinary Reviews: Computational Molecular Science*, page e1603, 2022.
- [75] Sadman Sadeed Ome, Steph-Yves Louis, Nihang Fu, Lai Wei, Sourin Dey, Rongzhi Dong, Qinyang Li, and Jianjun Hu. Scalable deeper graph neural networks for high-performance materials property prediction. *Patterns*, 3(5):100491, 2022.
- [76] Jonathan Schmidt, Mário RG Marques, Silvana Botti, and Miguel AL Marques. Recent advances and applications of machine learning in solid-state materials science. *npj Computational Materials*, 5(1):1–36, 2019.
- [77] Mehdi Mirza and Simon Osindero. Conditional generative adversarial nets. *arXiv preprint arXiv:1411.1784*, 2014.
- [78] Shufeng Kong, Dan Guevarra, Carla P Gomes, and John M Gregoire. Materials representation and transfer learning for multi-property prediction. *Applied Physics Reviews*, 8(2):021409, 2021.
- [79] Shunya Minami, Song Liu, Stephen Wu, Kenji Fukumizu, and Ryo Yoshida. A general class of transfer learning regression without implementation cost. In *Proceedings of the AAAI Conference on Artificial Intelligence*, volume 35, pages 8992–8999, 2021.
- [80] Hong Wang, Yunchao Xie, Dawei Li, Heng Deng, Yunxin Zhao, Ming Xin, and Jian Lin. Rapid identification of x-ray diffraction patterns based on very limited data by interpretable convolutional neural networks. *Journal of chemical information and modeling*, 60(4):2004–2011, 2020.
- [81] Pascal Marc Vecsei, Kenny Choo, Johan Chang, and Titus Neupert. Neural network based classification of crystal symmetries from x-ray diffraction patterns. *Physical Review B*, 99(24):245120, 2019.
- [82] Xingzhi Wang, Jie Li, Hyun Dong Ha, Jakob C Dahl, Justin C Ondry, Ivan Moreno-Hernandez, Teresa Head-Gordon, and A Paul Alivisatos. Autodetect-mnp: An unsupervised machine learning algorithm for automated analysis of transmission electron microscope images of metal nanoparticles. *Jacs Au*, 1(3):316–327, 2021.
- [83] Anthony Yu-Tung Wang, Steven K Kauwe, Ryan J Murdock, and Taylor D Sparks. Compositionally restricted attention-based network for materials property predictions. *Npj Computational Materials*, 7(1):1–10, 2021.
- [84] Kishalay Das, Bidisha Samanta, Pawan Goyal, Seung-Cheol Lee, Satadeep Bhattacharjee, and Niloy Ganguly. Crysxpp: An explainable property predictor for crystalline materials. *npj Computational Materials*, 8(1):1–11, 2022.
- [85] Johannes Klicpera, Shankari Giri, Johannes T Margraf, and Stephan Günnemann. Fast and uncertainty-aware directional message passing for non-equilibrium molecules. *arXiv preprint arXiv:2011.14115*, 2020.
- [86] Dipendra Jha, Logan Ward, Arindam Paul, Wei-keng Liao, Alok Choudhary, Chris Wolverton, and Ankit Agrawal. Elemnet: Deep learning the chemistry of materials from only elemental composition. *Scientific reports*, 8(1):1–13, 2018.

- [87] Benjamin Sanchez-Lengeling, Carlos Outeiral, Gabriel L Guimaraes, and Alan Aspuru-Guzik. Optimizing distributions over molecular space. an objective-reinforced generative adversarial network for inverse-design chemistry (organic). 2017.
- [88] Bryce Meredig, Ankit Agrawal, Scott Kirklin, James E Saal, Jeff W Doak, Alan Thompson, Kunpeng Zhang, Alok Choudhary, and Christopher Wolverton. Combinatorial screening for new materials in unconstrained composition space with machine learning. *Physical Review B*, 89(9):094104, 2014.
- [89] Dipendra Jha, Logan Ward, Zijiang Yang, Christopher Wolverton, Ian Foster, Wei-keng Liao, Alok Choudhary, and Ankit Agrawal. Irnet: A general purpose deep residual regression framework for materials discovery. In *Proceedings of the 25th ACM SIGKDD International Conference on Knowledge Discovery & Data Mining*, pages 2385–2393, 2019.
- [90] Yabo Dan, Yong Zhao, Xiang Li, Shaobo Li, Ming Hu, and Jianjun Hu. Generative adversarial networks (gan) based efficient sampling of chemical composition space for inverse design of inorganic materials. *npj Computational Materials*, 6(1):1–7, 2020.
- [91] Justin Gilmer, Samuel S Schoenholz, Patrick F Riley, Oriol Vinyals, and George E Dahl. Neural message passing for quantum chemistry. In *International conference on machine learning*, pages 1263–1272. PMLR, 2017.
- [92] Félix Musil, Michael J Willatt, Mikhail A Langovoy, and Michele Ceriotti. Fast and accurate uncertainty estimation in chemical machine learning. *Journal of chemical theory and computation*, 15(2):906–915, 2019.
- [93] Rhys EA Goodall and Alpha A Lee. Predicting materials properties without crystal structure: Deep representation learning from stoichiometry. *Nature communications*, 11(1):1–9, 2020.
- [94] Bart Olsthoorn, R Matthias Geilhufe, Stanislav S Borysov, and Alexander V Balatsky. Band gap prediction for large organic crystal structures with machine learning. *Advanced Quantum Technologies*, 2(7-8):1900023, 2019.
- [95] Junwen Bai, Zihang Lai, Runzhe Yang, Yexiang Xue, John Gregoire, and Carla Gomes. End-to-end refinement guided by pre-trained prototypical classifier. *arXiv preprint arXiv:1805.08698*, 2018.
- [96] Hiroshi Ohno and Yusuke Mukae. Machine learning approach for prediction and search: application to methane storage in a metal–organic framework. *The Journal of Physical Chemistry C*, 120(42):23963–23968, 2016.
- [97] Yongchul G Chung, Emmanuel Haldoupis, Benjamin J Bucior, Maciej Haranczyk, Seulchan Lee, Hongda Zhang, Konstantinos D Vogiatzis, Marija Milisavljevic, Sanliang Ling, Jeffrey S Camp, et al. Advances, updates, and analytics for the computation-ready, experimental metal–organic framework database: Core mof 2019. *Journal of Chemical & Engineering Data*, 64(12):5985–5998, 2019.
- [98] Rohit Batra, Le Song, and Rampi Ramprasad. Emerging materials intelligence ecosystems propelled by machine learning. *Nature Reviews Materials*, 6(8):655–678, 2021.
- [99] James Kirkpatrick, Brendan McMorro, David HP Turban, Alexander L Gaunt, James S Spencer, Alexander GDG Matthews, Annette Obika, Louis Thiry, Meire Fortunato, David Pfau, et al. Pushing the frontiers of density functionals by solving the fractional electron problem. *Science*, 374(6573):1385–1389, 2021.
- [100] Kevin Yang, Kyle Swanson, Wengong Jin, Connor Coley, Philipp Eiden, Hua Gao, Angel Guzman-Perez, Timothy Hopper, Brian Kelley, Miriam Mathea, et al. Analyzing learned molecular representations for property prediction. *Journal of chemical information and modeling*, 59(8):3370–3388, 2019.
- [101] Marwin HS Segler, Mike Preuss, and Mark P Waller. Planning chemical syntheses with deep neural networks and symbolic ai. *Nature*, 555(7698):604–610, 2018.
- [102] Kevin F Garrity and Kamal Choudhary. Database of wannier tight-binding hamiltonians using high-throughput density functional theory. *Scientific data*, 8(1):1–10, 2021.
- [103] Adam Culka and Jan Jehlička. Identification of gemstones using portable sequentially shifted excitation raman spectrometer and ruff online database: A proof of concept study. *The European Physical Journal Plus*, 134(4):130, 2019.
- [104] Yoolhee Kim, Edward Kim, Erin Antono, Bryce Meredig, and Julia Ling. Machine-learned metrics for predicting the likelihood of success in materials discovery. *npj Computational Materials*, 6(1):1–9, 2020.
- [105] Bart Olsthoorn, R Matthias Geilhufe, Stanislav S Borysov, and Alexander V Balatsky. Band gap prediction for large organic crystal structures with machine learning. *Advanced Quantum Technologies*, 2(7-8):1900023, 2019.
- [106] Grégoire Montavon, Matthias Rupp, Vivekanand Gobre, Alvaro Vazquez-Mayagoitia, Katja Hansen, Alexandre Tkatchenko, Klaus-Robert Müller, and O Anatole Von Lilienfeld. Machine learning of molecular electronic properties in chemical compound space. *New Journal of Physics*, 15(9):095003, 2013.

- [107] Arindam Paul, Dipendra Jha, Reda Al-Bahrani, Wei-keng Liao, Alok Choudhary, and Ankit Agrawal. Chemixnet: Mixed dnn architectures for predicting chemical properties using multiple molecular representations. *arXiv preprint arXiv:1811.08283*, 2018.
- [108] June-Mo Yang, Ju-Hee Lee, Young-Kwang Jung, So-Yeon Kim, Jeong-Hoon Kim, Seul-Gi Kim, Jeong-Hyeon Kim, Seunghwan Seo, Dong-Am Park, Jin-Wook Lee, et al. Mixed-dimensional formamidinium bismuth iodides featuring in-situ formed type-i band structure for convolution neural networks. *Advanced Science*, page 2200168, 2022.
- [109] Bin Wu, Sangwoo Han, Kang G Shin, and Wei Lu. Application of artificial neural networks in design of lithium-ion batteries. *Journal of Power Sources*, 395:128–136, 2018.
- [110] Yibo Li, Jianfeng Pei, and Luhua Lai. Structure-based de novo drug design using 3d deep generative models. *Chemical science*, 12(41):13664–13675, 2021.
- [111] Zhuoran Qiao, Matthew Welborn, Animashree Anandkumar, Frederick R Manby, and Thomas F Miller III. Orbnet: Deep learning for quantum chemistry using symmetry-adapted atomic-orbital features. *The Journal of chemical physics*, 153(12):124111, 2020.
- [112] Magnus Röding, C Fager, A Olsson, C Von Corswant, E Olsson, and Niklas Loren. Three-dimensional reconstruction of porous polymer films from fib-sem nanotomography data using random forests. *Journal of Microscopy*, 281(1):76–86, 2021.
- [113] Wenjiang Huang, Pedro Martin, and Houlong L Zhuang. Machine-learning phase prediction of high-entropy alloys. *Acta Materialia*, 169:225–236, 2019.
- [114] Cheng Wen, Yan Zhang, Changxin Wang, Dezhen Xue, Yang Bai, Stoichko Antonov, Lanhong Dai, Turab Lookman, and Yanjing Su. Machine learning assisted design of high entropy alloys with desired property. *Acta Materialia*, 170:109–117, 2019.
- [115] Yan Zhang, Cheng Wen, Changxin Wang, Stoichko Antonov, Dezhen Xue, Yang Bai, and Yanjing Su. Phase prediction in high entropy alloys with a rational selection of materials descriptors and machine learning models. *Acta Materialia*, 185:528–539, 2020.
- [116] Hagar I Labouta, Nasimeh Asgarian, Kristina Rinker, and David T Cramb. Meta-analysis of nanoparticle cytotoxicity via data-mining the literature. *ACS nano*, 13(2):1583–1594, 2019.
- [117] Chun-Teh Chen and Grace X Gu. Effect of constituent materials on composite performance: Exploring design strategies via machine learning. *Advanced Theory and Simulations*, 2(6):1900056, 2019.
- [118] Taihao Han, Nicholas Stone-Weiss, Jie Huang, Ashutosh Goel, and Aditya Kumar. Machine learning as a tool to design glasses with controlled dissolution for healthcare applications. *Acta Biomaterialia*, 107:286–298, 2020.
- [119] K Wu, N Sukumar, NA Lanzillo, C Wang, Ramamurthy “Rampi” Ramprasad, R Ma, AF Baldwin, G Sotzing, and C Breneman. Prediction of polymer properties using infinite chain descriptors (icd) and machine learning: Toward optimized dielectric polymeric materials. *Journal of Polymer Science Part B: Polymer Physics*, 54(20):2082–2091, 2016.
- [120] Jack R Smith, Vladyslav Kholodovych, Doyle Knight, William J Welsh, and Joachim Kohn. Qsar models for the analysis of bioresponse data from combinatorial libraries of biomaterials. *QSAR & Combinatorial Science*, 24(1):99–113, 2005.

Supplementary Tables

Table 2: The first column of the table contains some of the latest AI, ML and DL models used for materials property prediction, second column indicating the type of property being predicted, third column gives the details of the predicted property, fourth column gives the performance of the respective models in different parameters and the final column categorises the model based on the techniques of that model.

Begin of Table					
Model Type	Property Type	Properties to Predict	Accuracy/Performance		Models based on Techniques
Active Learning + Roost+ MatGNN [56]	Inverse Design	To discover new stable Materials and Semiconductor		discovered one high bandgap material and six semiconductor in a specified range	Generative model + Generative adversarial network
ALIGNN [16]	Electronic	Formation Energy (MP dataset)	MAE	0.022ev/atom	Graph Neural Network
		Bandgap(MP dataset)		0.218 ev	
		Formation Energy(JARVIS-DFT dataset)		0.033ev/at	
		Bandgap(JARVIS-DFT dataset)		0.14 ev	
		Total energy		0.037 ev/at	
		Ehull		0.076 ev	
		Bandgap (MBJ)		0.31 ev	
		Voigt bulk		10.40 GPa	
		shear modulus		9.48 Gpa	
		Magnetic Moment		0.26 μ B	
		Spectroscopic Limited Maximum Efficiency		4.52 No unit	
		Spillage		0.35 No unit	
		Kpoint-length		9.51 Å	
		Plane-wave cutoff		133.8 eV	
		ϵ_x (OPT)		20.40 No unit	
		ϵ_y (OPT)		19.99 No unit	
		ϵ_z (OPT)		19.57 No unit	
		ϵ_x (MBJ)		24.05 No unit	
		ϵ_y (MBJ)		23.65 No unit	
		ϵ_z (MBJ)		23.73 No unit	
		ϵ (DFPT:elec+ionic)		28.15 No unit	
		Max. piezoelectric strain coeff (dij)		20.57 CN-1	
		Max. piezo. stress coeff (eij)		0.147 Cm-2	
		Exfoliation Energy		51.42 mev(atom)-1	
		Max. EFG		19.12 1021 Vm-2	
		avg. me		0.085 electron mass unit	
		avg.mh		0.124 electron mass unit	
		n-Seebeck		40.92 μ VK-1	
		n-PF		442.3 μ W(mK2)-1	
		P-Seebeck		42.42 μ VK-1	
		p-PF		440.26 μ W(mK2)-1	
CGCNN[1]	Electronic/ Elastic	Formation energy	MAE	0.039 ev/atom	GNN
		Absolute Energy		0.072 ev/atom	
		Bandgap		0.388 ev	
		Fermi Energy		0.363 ev	

Continuation of Table 2					
		Bulk moduli	for threshold 0.5	0.054 log(Gpa)	
		Shear moduli		0.087 log(Gpa)	
		Poisson ratio		0.030 log(Gpa)	
		classification of metal		0.8	
		classification of semiconductor		0.95	
Conditional Variational Autoencoder (CVAE) [68]	To design concrete formulas	Global warming Potential (GWP) (of the formulas)	MAE	7.187	Generative Model
			RMSE	9.374	
			R2	0.979	
		Acidification Potential (AP) (of the formulas)	MAE	0.019	
			RMSE	0.04	
			R2	0.974	
		Strength Predictor Performance (of the formulas)	MAE	4.457 (>=90 days)	
CVAE + 3-D U-Net segmentation model [7]	Encode and Decode 3-D atomic position and species	Segment the locations of molecules	for Single Unit cell	99%	Generative Model + CNN
		Reconstruction		90%	
		Classification of Species		66%	
		Nearest Atom Species Prediction	for Repeating Unit cell	65.40%	
Compositionally Restricted Attention-based Network (CrabNet) [83]	Electronic Thermal Elastic	Castelli perovskites	MAE	0.127	Graph Attention Network (GAN)
		Refractive Index		0.348	
		Shear modulus		0.092	
		Bulk Modulus		0.068	
		Experimental band gap		0.338	
		Exfoliation Energy		50.512	
		MP Formation Energy		0.077	
		MP Band gap		0.263	
		Phonon peak		53.341	
		Steels yield		91.748	
		AFLOW Bulk Modulus		8.692	
		AFLOW Debye Temperature		33.464	
		,AFLOW Shear Modulus,		9.082	
		AFLOW Thermal Conductivity,		2.318	
		AFLOW Thermal Expansion		3.85E-06	
		AFLOW Band gap		0.301	
		AFLOW Energy per atom,		0.093	
		Bartel Decomposition		0.063	
		Bartel Formation,		0.059	
		MP bulk modulus		11.209	
		MP Elastic anisotropy,		8.263	
		MP Energy above convex hull,		0.089	
		MP Magnetic Moment		2.105	
		MP shear modulus,		12.787	
		OQMD Band gap		0.049	
		OQMD Energy per Atom,		0.033	

Continuation of Table 2					
		OQMD Formation Enthalpy		0.031	
		OQMD Volume per atom		0.277	
Crystal eXplainable Property Predictor (CrysXPP)[84]	Crystal state,Elastic	Formation energy	MAE	0.086 ev/atom	GNN
		Band Gap		0.467 ev	
		Fermi Energy		0.471 ev	
		Bulk moduli		0.08 log(Gpa)	
		Shear moduli		0.105 log(Gpa)	
		Poisson ratio		0.035 log(Gpa)	
Deep Adaptive Regressive Weighted Intelligent Network (DARWIN) [27]	Electronic	Band Gap (for Zn based systems)	MAE	0.9592ev	Graph Convolutional Neural Network (GCNN)
		Band Gap (for Cu based systems)		0.1903ev	
		Band Gap (for Mg based systems)		1.4995ev	
DeeperGATGNN [28]	Physico-Chemical	Bulk Materials Formation Energy	over previous best model	34.97% ev/atom	GNN
		Alloy Surface Adsorption Energy		29.55%	
		Pt-cluster Total Energy		14.03%	
		2D Materials Work Function		15.76%	
		MOF Band Gap		5.34%	
		Bulk Materials Bandgap		5.42%	
(DimeNet++) [85]	Thermodynamic, Electronic	Dipole Moment (mu)	MAE	0.0297 D	GNN
		Electronic Polarizability (alpha)		0.0435a03	
		HOMO		24.6meV	
		LUMO		19.5	
		Energy difference of HOMO and LUMO		32.6meV	
		electronic spatial extent <R2>		0.331a02	
		ZPVE		1.21meV	
		Internal Energy at 0k (U0),		6.32meV	
		Internal Energy at 298K (U)		6.28meV	
		enthalpy at 298 K(H)		6.53meV	
		Gibbs free energy at 298 K(G),		7.56meV	
		heat capacity at 298 K (Cv)		0.0230cal/mol K	
Decision-Trees (DT) [38]	Classification Task	Classify materials based on spectroscopic limited maximum efficiency (SLME)	AUC	0.67	Classification Model
randomforest (RF) [38]				0.79	
K-nearest neighbor (KNN) [38]				0.77	
Multi-layer perceptron (MLP) [38]				0.8	

Continuation of Table 2					
GBDT in scikit learn (SK-GB)[38]				0.84	
GBDT in XGBoost (XGB) [38]				0.84	
GBDT in LightGBM (LGB) [38]				0.87	
ElemNet [86]	Electronic	Formation Enthalpy	MAE	0.050±0.0007 ev/atom	————
Fully Connected Neural Network (FCNN)[87]	Thermoelectric Property	Thermoelectric power factor	MAE	20.70%	FCNN
Heuristic and Ensemble of decision trees [88]	Electronic	Formation Energy	MAE(Decision Trees)	0.16ev	————
			R2(Decision Trees)	0.93	
			MAE (heuristic)	0.12ev	
			R2(Heuristic)	0.95	
Hierarchically Interacting Particle Neural Network (HIP-NN) [33]	Quantum Chemical	Energy of Benzene,	MAE (for training size=50k)	0.064 ± 0.002 kcal/mol	Residual Neural Network
		Energy of Malonaldehyde		0.094 ± 0.001 kcal/mol	
		Energy of Salicylic Acid		0.195 ± 0.002 kcal/mol	
		Energy of Toluene		0.144 ± 0.004 kcal/mol	
Hydra-GNN [48]	Magnetic, Electronic	Multi-task Learning(MTL), Mixing Enthalpy(H) Charge transfer(C) Magnetic Moment	RMSE	H= 7.54e-3 ± 8.70e-4	Multi-Task GCN
		MTL, HC		C= 6.77e-3 ± 3.59e-4	
		MTL, HM		M= 0.4e-2 ± 4.94e-4	
		STL(Single-Task Learning) H		H=7.33e-3 ± 4.77e-4	
		STL, M		C=7.36e-3 ± 3.23e-4	
		STL, C		H=6.64e-3 ± 5.08e-4	
				M=1.02e-2 ± 5.23e-4	
				H=1.02e-2 ± 1.16e-3	
IRNET [89]	Electronic and Elemental	OQMD-C Formation Enthalpy	MAE ev/atom (for 17 Layer IRNET)	0.054	Residual Neural Network
		OQMD-C Bandgap		0.051	
		OQMD-C Energy per atom		0.0696	
		OQMD-C Volume per atom		0.415	
		MP-C Bandgap		0.363	
		MP-C density		0.348	
		MP-C Energy-above-hull		0.091	
		MP-C Energy-per-atom		0.143	
		MP-C Total magnetization		3.005	
		MP-C Volume		215.037	

Continuation of Table 2					
JARVIS-STMnet [12]	Classification Task	Classification of five lattice classes (square, hexagon, rhombus/centered-rectangle, rectangle and parallelogram/oblique)		0.9	Convolutional Neural Network (CNN)
MATGNN [90]	Inverse design	Generates hypothetical inorganic materials		84.5% chemically valid samples out of total generated samples	Generative adversarial network
Message Passing Neural Network (MPNN)(enn-s2s) [91]	Chemical Property	μ , α , HOMO, LUMO, Gap, R2, ZPVE, U0, U, H, G, Cv, Omega,	MAE(avg)	0.68	GNN
MPNN (enn-s2s-ens5) [91]				0.52	
Moleculenet [59]	Quantum mechanical, physical chemistry, biophysical affinity, physiological	Properties on QM7 dataset	MAE (on best model)	DTNN: 8.75	Different Variations of GNN
		Properties on QM7b dataset	MAE	DTNN: 1.77a	
		Properties on QM8 dataset	MAE	MPNN: 0.0143	
		Properties on QM9 dataset	MAE	DTNN: 2.35	
		Properties on ESOL	RMSE	MPNN: 0.58	
		Properties on FreeSolv	RMSE	MPNN: 1.15	
		Properties on Lipophilicity	RMSE	GC: 0.655	
		Properties on PCBA	AUC-PRC	GC: 0.136	
		Properties on MUV	AUC-PRC	Weave: 0.109	
		Properties on HIV	AUC-PRC	GC: 0.763	
		Properties on BACE	AUC-PRC	Weave: 0.806	
		Properties on PDBBind(FULL)	RMSE	GC: 1.44	
		Properties on BBBP	AUC-PRC	GC: 0.690	
		Properties on Tox21	AUC-PRC	GC: 0.829	
		Properties on ToxCast	AUC-PRC	Weave: 0.742	
		Properties on SIDER	AUC-PRC	GC: 0.638	
		Properties on ClinTox	AUC-PRC	Weave: 0.832	
Multiplex Molecular Graph Neural Network (MXMNet) with batch size(BS) =128 and cut off distance dg [64]	Quantum Chemical	μ , α , HOMO, LUMO, Gap, R2, ZPVE, U0, U, H, G, Cv, Omega,	MAE(avg)	0.92%	GNN
MT-CGCNN [21]	Electronic	Multi-task Learning (Formation Energy and Bandgap)	Improvement over CGCNN	8.30%	GNN
		(Formation Energy and Fermi Energy)		3.80%	
		(Bandgap and Fermi Energy)		1.70%	

Continuation of Table 2					
		(Formation Energy, Bandgap, Fermi Energy)		4.40%	
Orbital Graph Convolutional Neural Network (OGCNN) [22]	Electrical	Lanthanides-formation energy	MAE	0.06 ev/atom	GNN
		Perovskites-formation energy		0.05 ev/atom	
		MP-formation energy		0.03 ev/atom	
		MP-Band Gap		0.032 ev	
		MP-Fermi Energy		0.38 ev	
OrbNet [92]	Quantum Mechanical	Total Energy for Molecules and Relative Conformer Energy for Molecules		33% (improvement over best prior model) Similar accuracy as DFT method	GNN
Roost [Ensemble] [93]	Electronic	bandgap	MAE	0.0241 ev	GAN
			RMSE	0.0871 ev	
SOAP + SchNet Model [94]	Electronic	Bandgap	MAE	0.388 ev	Kernel Ridge Regression + CNN
UNet+proto-DenseNet [95]	To find refined pattern	_____		80.05%	CNN
End of Table					

Table 3: Dataset details: This table contains the publicly available datasets (both experimental based and DFT based) available in the field of materials science and engineering. The description column gives details about the databases and the last column provides the respective link of that dataset.

Category	Database Name	Description	Link
Quantum Physical	JARVIS-DFT 3D [34]	The database contains electrical, magnetic and electro-magnetic properties of 40000 bulk and 1000 low-dimensional crystalline materials	"https://www.nist.gov/programs-projects/jarvis-dft"
Structural	Open Quantum Materials Database (OQMD)[34]	Contains thermodynamic and structural properties of 1,022,603 materials	https://oqmd.org/
Mechanical and Thermal	(AFLOWLIB) [35]	The database consists of 3,528,653 material compounds with over 733,959,824 electric, elastic and thermal properties	http://www.aflowlib.org
Chemical	Zinc [94]	A collection of commercially available chemical compounds prepared for virtual screening	https://zinc12.docking.org/
Crystallo-graphic	Inorganic Crystal Structure Database (ICSD) [78]	Contains 262242 crystal structures of elements to Quaternary compounds as of May 2022	"https://icsd.products.fiz-karlsruhe.de/"
Structural	NOMAD [79]	Contains ab initio electronic-structure data from DFT and other methods	"https://nomad-lab.eu/index.php?page=repo-arch"
Computational Chemistry	ioChem-BD [4]	A digital repository that deals with computational chemistry dataset	https://www.iochem-bd.org/
Multivariate	Materials Experiment and Analysis Database (MEAD)[78]	"Contains raw and metadata obtained from material synthesis and characterization experiments also contains the property and performance analysis of that data."	https://solarfuelshub.org/materials-experiment-and-analysis-database
Multivariate	UCI Machine Learning Repository [68]	Is a collection of over 550 datasets	https://paperswithcode.com/dataset/uci-machine-learning-repository
Structural and surface morphology	Crystalium [9]	Contains surface properties of 145 crystals of 74 elements available and Grain Boundary properties of 58 crystals of 58 elements	http://crystalium.materialsvirtuallab.org/
Quantum Physical	Materials Project(MP)[32]	It is consist of inorganic compounds, band structures,molecules, nano porous materials and their properties like Magnetic moment, formation energy, energy above hull etc.	https://materialsproject.org
Structural	Crystallography Open Database (COD)[38]	an Open-access database containing crystal structures of organic, inorganic, metal-organic compounds and minerals	http://www.crystallography.net/cod/
Thermo-dyanamics	SGTE Solid SUB-stance (SSUB) [17]	contains thermochemical property for about 4300 condensed or gaseous species	https://www.sgte.net/en/neu
Quantum Chemistry	QMOF[96]	Contains quantum-chemical properties of MOF	https://github.com/arosen93/QMOF
Metal-organic framework	Reduced_HMOF [96]	Contains 51,163 unique hypothetical MOFs with genetic information	https://mof.tech.northwestern.edu/
Metal-organic framework	CoRE MOF-2019 [97]	Contains 3D porous MOFs that are directly usable in molecular simulations or electronic structure calculations	https://zenodo.org/record/3370144-#.Yr3UBnZBzIU
Energy Material	Hydrogen Storage Materials Database [39]	It contains 2722 hydrogen storage materials with their composition and hydrogen gravimetric capacity	http://surl.li/cejcd

Structural	Cambridge Structure Database [[15]]	Contains one million 3-D structural data of molecules	https://www.ccdc.cam.ac.uk/solutions/csd-core/components/csd/
Structural and Quantum Chemical	NIMS (Material) Materials database [98]	Contains properties of Polymer, Inorganic and Metallic materials and computational electronic structures of materials	https://mits.nims.go.jp/en/
Quantum Chemistry	QM7[59]	A subset of GDB-13 dataset containing 7165 molecules	http://quantum-machine.org/datasets/
Quantum Chemistry	QM7b[59]	An extension of QM7 dataset by predicting 13 additional properties.	http://quantum-machine.org/datasets/
Quantum Chemistry	QM8 [59]	Contains electronic spectra and excited state energy of small molecules	https://moleculenet.org/datasets-1
Quantum Chemistry	QM9 [99]	Gives Quantum Chemical Properties of small organic molecules	http://quantum-machine.org/datasets/
Quantum Chemistry	Free Solvation Database (FreeSolv) [59]	Contains hydration free energy of experimental and calculated water solubility data	https://github.com/MobleyLab/FreeSolv
Quantum Chemistry	ESOL[59]	Solubility database of 1128 compounds	https://integbio.jp/dbcatalog/en/record-nbdc00440
Quantum Chemistry	Organic Materials Database (OMDB)[94]	Contains electronic properties of organic crystal structures	https://omdb.mathub.io/dataset
XRD	DiffraNet [80]	Contains 25,000 labeled serial crystallography diffraction images.	https://arturluis.github.io/diffranet/
Molecular	PubChem [59]	Contains chemical molecules and their activities against biological assays	https://pubchem.ncbi.nlm.nih.gov/
Quantum physical	OC20 [42]	Contains 1,281,040 DFT relaxations for materials, surfaces and adsorbates and their molecular dynamics, randomly perturbed and electronic structure analyses.	https://github.com/Open-Catalyst-Project/ocp/blob/main/DATASET.md
Structural and Surface morphology	Warwick Electron Microscopy Datasets [82]	Contains 19769 experimental scanning transmission electron microscopy2 (STEM) images, 17266 experimental transmission electron microscopy2 (TEM) images and 98340 simulated TEM exit wavefunctions in three different datasets.	https://github.com/Jeffrey-Ede/datasets
Solid-state physics and Synthesis	Text-mined dataset of inorganic materials synthesis recipes [50]	Contains 19,488 synthesis entries from 53,538 solid-state synthesis paragraphs that uses using text mining and natural language processing approaches	https://figshare.com/articles/dataset/solid-state_dataset_2019-06-27_upd_json/9722159/3
Molecular	GDB databases [59]	Contains small organic molecules up to 13 atoms of C, N, O, S and Cl based on simple chemical stability and synthetic feasibility rules	https://pubs.acs.org/doi/10.1021/ci600423u
Structural and physical	Concrete Compressive Strength [59]	A multivariate dataset containing concrete compressive strength (MPa) for a given mixture for a particular time was determined from laboratory.	http://surl.li/cejcc
Physiology and molecular medicine	Clintox [59]	For a total of 1491 drug compounds, clinical trial toxicity (or absence of toxicity) FDA approval status are included.	https://lifesci.dgl.ai/api/data.html
Molecular	LIT-PCBA [100]	From PubChem dataset, 149 dose-response bioassays are included by removing false positives and assay artifacts but keeping active and inactive compounds having similar molecular property.	https://drugdesign.unistra.fr/LIT-PCBA/

Bio Molecular	PDBBind database [59]	Contains 23496 biomolecular complexes with their binding affinity data	http://www.pdbbind.org.cn/
Reactions	Reaxys database [101]	It contains organic and organometallic reactions	https://www.reaxys.com/#/
Structural and Surface morphology	JARVIS_STM [12]	Contains scanning tunneling microscope (STM) images	https://jarvis.nist.gov/login?next=/jarvisstm/
Structural	Database of Wannier tight binding Hamiltonians (WTBH) [102]	Electronic band structure calculations of WTBH	https://github.com/usnistgov/jarvis
Chemical	InfoChem [9]	Contains large number of known reactions and molecules	https://www.deepmatter.io/about-us/infochem
Chemical	Citration [45]	An experimental based dataset containing chemical information of materials	https://citration.com/datasets
Physical Chemistry	Lipophilicity [100]	Contains chemical structure (SMILES) of 1,130 organic compounds and their n-octanol/buffer solution distribution coefficients at pH 7.4	https://deepai.org/dataset/lipophilicity
BioPhysics	Maximum Unbiased Validation (MUV) [59]	A dataset selected from PubChem BioAssay that contains 17 different tasks of 90 thousand compounds	https://www.tu-bs.de/en/pharm-chem/forschung/baumann/translate-to-english-muv
BioPhysics	HIV [59]	Contains 40000 compounds that have the ability to inhibit HIV replication	https://data.unicef.org/resources/dataset/hiv-aids-statistical-tables/
Physiology	The Blood-brain barrier penetration (BBBP) [59]	A blood-brain barrier dataset for prediction of barrier permeability	https://github.com/theochem/B3DB
BioPhysics	BACE [59]	Provides binding results for human b-secretase 1 inhibitors	https://enamine.net/compound-libraries/targeted-libraries/bace-library
Physiology	Tox21 [59]	Measures toxicity of 8014 compounds	https://paperswithcode.com/dataset/tox21-1
Physiology	ToxCast [59]	Contains toxicity of compounds for and larger in size as compared to Tox21	https://tox21.gov/data-and-tools/
Physiology	Cider [59]	Contains market drugs and their adverse reactions	http://sideeffects.embl.de/
Molecular Dynamics	COLL Dataset [85]	Contains Molecular Collision configurations	https://figshare.com/articles/dataset/COLL_Dataset_v1_2/13289165/1
Crystallography and Spectroscopy	RRUFF [103]	Contains Raman spectra, X-ray diffraction & chemistry data for minerals	https://rruff.info/
Chemical	Melting Point Dataset [104]	contains melting point of around 8000 chemical structures.	https://old.datahub.io/dataset/open-melting-point-data
Multivariate	Superconductivity Dataset [104]	Contains Chemical Formula and relevant features of about 21263 superconductors.	https://archive.ics.uci.edu/ml/datasets/superconductivity+data
Thermoelectric	UCSB Thermoelectrics dataset [104]	The dataset contains Electrical conductivity, Power factor and Seebeck coefficient of thermoelectric materials	https://citration.com/datasets/150557/sh-ow_files
Electronic	dataset of Strehlow and Cook [104]	Contains energy bandgaps of semiconductors and Insulators	https://srd.nist.gov/jpcrdreprint/1.3253115.pdf

Table 4: The table contains the work done in the field of five different types of materials, Inorganic, Organic, Energy-storage, drug and Pharmaceutical and Bio materials. The frameworks used in the fields along with a brief description of the work are also mentioned in the table label

Begin of Table			
Material Type	Reference	Model/Framework Name	Description
Inorganic Materials	[66]	Fourier Transformed Crystal Properties (FTCP)	The model is used to predict the structure and chemistry of inorganic crystals for some targeted property
	[46]	Modified CGCNN	Local energy prediction of inorganic materials is performed using Graph Neural Network
	[81]	Convolutional Neural Network + Deep Dense Network	Artificial Intelligence based prediction of Space Group Determination problem for powdered XRD pattern of inorganic non-magnetic materials is carried out.
	[46]	CGCNN	CGCNN model is used in inorganic crystals of different compositions and different structures for finding elemental and local environment similarities
	[67]	Conditional GAN and Conditional VAE	Inverse design framework is used to generate inorganic compositions from desired property, without crystal structure information
	[14]	Random Forest	Random Forest ML algorithms are used for finding critical temperature of inorganic crystals
	[50]	Artificial Neural Network and Gaussian Processes	For finding a relationship between reaction condition and resulting spectra of inorganic nanoparticles, Artificial Neural Network and Gaussian Processes have been used.
	[90]	Generative Machine Learning Model(MatGAN)	A GAN is developed for learning the chemical compositions of inorganic materials
	[89]	IRNET	Residual connection is used for predicting formation enthalpy of inorganic materials
Organic Materials	[87]	ORGANIC	A framework named as ORGANIC, which is a Objective-reinforced Generative model is designed and applied in organic photovoltaic materials.
	[15]	ALIGNN	The ALIGNN Model is applied in Metal-Organic Framework (MOF) materials to screen the MOFs that helps in reduction of CO ₂
	[96]	Gaussian Process Regression, Support Vector Regression, Neural Network	Different ML approaches are explored to find out the relationship of structure of MOF and their methane uptake
	[44]	Preferred Potential (PFP)	A neural network potential is developed and applied in MOF for molecular adsorption
	[92]	Gaussian Process Regression (GPR)	An uncertainty prediction scheme for ML models is developed and tested in chemical shielding of ¹ H NMR in organic crystals and formation energy prediction of small organic molecules.
	[105]	SOAP model with kernel ridge regression and SchNet	SOAP kernel and SchNet models are used for bandgap prediction of crystal structures of Large Organic molecules
	[106]	Multi-task Deep Artificial Neural Network	ML model is used for prediction of electronic ground state property and excited state properties of organic molecules
	[107]	ChemMixNet	ChemMixNet model is developed and applied on water solubility dataset of small organic molecules
Energy Storage Materials	[107]	ChemMixNet	A ML Model ChemMixNet is used to predict HOMO value of Organic photovoltaic cells
	[40]	MegNet	Designed a GNN named as MegNet to compute the atomic force and stress tensor of unit cell of battery materials.

Continuation of Table 4			
	[38]	Gradient Boosting Decision Tree (GBDT)	ML models are used for classifying solar absorber materials based on spectroscopic limited maximum efficiency (SLME)
	[37]	Linear Regression, Reduced Error Pruning (REP) tree, Rotation forest+REP tree, Random Subspace+REP tree	ML model is designed for Bandgap prediction of solar cell materials
	[39]	Rep Tree, Random Forest Regression and Neural Networks	ML framework is used for predicting high pressure alloys that can store hydrogen.
	[108]	Convolutional Neural Network	CNN model is used to recognize mixed dimensional (2D-0D) Formamidinium Bismuth Iodides as they are useful in energy consumption
	[42]	CGCNN, Schnet, Dimenet++	Different state-of-the art Graph Neural Networks are applied on a catalyst dataset.
	[109]	Artificial Neural Network as classifier and calculator	Neural Networks are used for lithium-ion battery design that can reduce the computational time by orders of magnitude.
Drug & Pharmaceutical Materials	[107]	ChemMIXNet	CheMixNet model is applied on the compounds that has the ability to slow down HIV replication in vitro study
	[59]	Moleculenet	The ML framework Moleculenet is designed and used on properties of drug molecules.
	[110]	Densenet	A generative model ,Densenet is used to design de Novo drug.
	[62]	KV-PLM	The model named KV-PLM is designed to assist in the discovery of drug.
	[111]	OrbNet	The deep learning model Orbnet is designed and applied in drug dataset that showed prediction accuracy same as DFT with reduced computational cost.
	[112]	Random Forest Classifier	Random Forest classifier is used for segmenting polymer blends that are used for pharmaceutical tablets.
Bio Materials	[113]	K-nearest neighbour, support vector machine(SVM), ANN	ML algorithms are used for phase selection of High Entropy Alloys (HEA) that is used for medical implant
	[114]	Linear Regression, polynomial Regression model, SVM with three different kernel functions, regression tree model, k-nearest neighbour model, and ANN with backpropagation	Employed ML surrogate models combined with experimental methods for finding High Entropy Alloy (HEA) for targeted property.
	[115]	Nine different Classification Models	With the help of a Genetic algorithm, suitable ML model and descriptors are selected for Phase classification of HEA
	[116]	Decision Tree	Decision tree classifiers are used for analysing Cytotoxicity of nano-particles based on cell viability
	[117]	Linear Model, Non-linear Model and Convolutional Neural Network (CNN)	ML algorithms are employed on biological composites to explore the mechanical properties
	[118]	Random Forest ensemble with Additive Regression (RF_AR)	Ensemble methods are used in designing bio glass
	[119]	Support Vector Machine	Support Vector Machine is used for screening the dielectric polymers
	[120]	ANN models	surrogate models are used for surface properties such as protein adsorption prediction and cellular response for biodegradable polymers.
End of Table			