

# Neural Networks Base on Power Method and Inverse Power Method for Solving Linear Eigenvalue Problems

Qihong Yang<sup>a</sup>, Yangtao Deng<sup>a</sup>, Yu Yang<sup>a</sup>, Qiaolin He<sup>a,\*</sup> and Shiquan Zhang<sup>a,\*</sup>

<sup>a</sup>organization=School of Mathematics, Sichuan University, city=Chengdu, postcode=610065, country=China

## ARTICLE INFO

### Keywords:

Power method  
Inverse power method  
Shifted inverse power method  
Neural network  
Eigenvalue problem  
Partial differential equation

## ABSTRACT

In this article, we propose three kinds of neural networks inspired by power method, inverse power method and shifted inverse power method to solve linear eigenvalue problem, respectively. These neural networks share similar ideas with traditional methods, in which differential operator is realized by automatic differentiation. The eigenfunction of the eigenvalue problem is learned by the neural network and the iterations are implemented by optimizing the specially defined loss function. We examine the applicability and accuracy of our methods in the numerical experiments in one dimension, two dimensions and even higher dimensions. Numerical results show that accurate eigenvalue and eigenfunction approximations can be obtained by our methods.

## 1. Introduction

Recently, neural network has achieved remarkable success in solving partial differential equations (PDEs). Especially, deep Ritz method (DRM) proposed by E and Yu [1] and Physcis-informed neural network (PINN) proposed by Raissi et al.[2] have attracted widespread attention. With the unprecedented availability of computational power, extensive researches have been done on developing neural network for solving PDEs which can be traced back to 1990s [3–5]. These days, neural network has led to some remarkable results for solving a variety of problems, including heat transfer problems [6], finance [7], uncertainty quantification [8–10], inverse problems [11, 12] and so on.

However, seldom researches focus on using neural network to solve the eigenvalue problems. The Rayleigh quotient is used to solve the smallest eigenvalue problems in DRM [1]. The authors transformed the original eigenvalue problem to the function which is known as the Rayleigh quotient using the variational principle for the smallest eigenvalue. The main idea of the Rayleigh quotient is the fact that it gives the range of eigenvalues of the operator. Then, the authors minimized the function and got the smallest eigenvalue and the associated eigenfunction which is expressed by the neural network. Following the similar idea, there are some works [13, 14] using the Rayleigh quotient to construct the function without variation, which is obtained by PINN.

In [15, 16], one or two regularization terms is added into the loss function, the neural network will try to learn the smallest eigenvalue by minimizing the loss function. In [17], the eigenvalue problem is reformulated as a fixed point problem of the semigroup flow induced by the operator, whose solution can be represented by Feynman-Kac formula in terms of forward-backward stochastic differential equations (FBSDEs), where diffusion Monte Carlo method is used and the eigenfunction is approximated through neural network ansatz. Unfortunately, the methods of adding regularization terms into the loss function often can not find the convergence point in the learning curve of a neural network in a lot of applications. For instance, the regularization term  $e^{-\lambda+c}$  relies heavily on the constant  $c$  in [15]. In addition, all methods discussed above are constructing a loss function which try to minimize the eigenvalue  $\lambda$ . But the loss goes to zero while the eigenvalue which may not go to zero. The formulation of the loss function include many terms so that it is difficult to balance the weights in the loss for the neural network. Also, few works related to neural network study on solving for the dominant eigenvalue.

Therefore, we are going to develop new methods to overcome the shortcomings of directly minimizing eigenvalue. It is well known that power method is widely used to find the maximum eigenvalue of eigenvalue/eigenvector of  $n$  by  $n$  matrix. To the best of the our knowledge, neural network combined with power method, inverse power method and shifted inverse power method, are still barely explored. In this work, we propose the power method neural network

\*Corresponding author

✉ qlhejenny@scu.edu.cn (Q. He); shiquanzhang@scu.edu.cn (S. Zhang)

ORCID(s): 0000-0002-8398-7212 (Q. Yang)

(PMNN), inverse power method neural network (IPMNN) and shifted inverse power method neural network (SIPMNN) to solve eigenvalue problems with the dominant eigenvalue, the smallest eigenvalue and the smallest zero eigenvalue, respectively. In similar spirits of traditional methods, our methods focus on linear differential operators and iteratively approximate the exact eigenvalue and eigenfunction. Instead of discretizing the differential operator to a matrix system, we use automatic differentiation (AD) [18] to implement. We use the neural network to learn the eigenfunction through optimizing the specially defined loss function, which can be evaluated anywhere in computational domain. This is a big difference from traditional method.

This article is organized as follows. In Section 2, the power method and inverse method are reviewed. In Section 3, we propose new methods PMNN, IPMNN and SIPMNN. In Section 4, numerical experiments are presented to verify our methods. Finally, the conclusions and future work are given in Section 5.

## 2. Preliminaries

### 2.1. Eigenvalue Problems

In this work, we focus on self-adjoint operators  $\mathcal{L}$  with the dominant eigenvalue or the smallest eigenvalue. Suppose that we have the following PDE,

$$\begin{cases} \mathcal{L}u = \lambda u, & \text{in } \Omega, \\ \mathcal{B}u = g, & \text{on } \partial\Omega, \end{cases} \quad (1)$$

$$(2)$$

where the domain  $\Omega \subset \mathbb{R}^d$ ,  $\mathcal{L}$  and  $\mathcal{B}$  are two differential operators acting on the functions defined in the interior of  $\Omega$  and on the boundary  $\partial\Omega$ , respectively. The  $(u, \lambda)$  is an eigenpair of the operator  $\mathcal{L}$ , where  $u$  is the eigenfunction of  $\mathcal{L}$  and  $\lambda$  is the corresponding eigenvalue. To estimate the dominant or smallest eigenvalue of the operator  $\mathcal{L}$ , the basic assumptions are given as follows:

- $\mathcal{L}$  is a linear operator;
- $\mathcal{L}$  is a self-adjoint operator which means that all eigenvalues of  $\mathcal{L}$  are real;
- $\mathcal{L}$  has the dominant or smallest eigenvalue, and  $(u, \lambda_{max})$  or  $(u, \lambda_{min})$  is the corresponding eigenpair;
- Suppose  $\lambda_1$  is the dominant eigenvalue, the eigenvalues of  $\mathcal{L}$  are listed as follows,  
 $|\lambda_1| > |\lambda_2| \geq |\lambda_3| \geq \dots \geq |\lambda_n| \geq \dots$ ;
- Suppose  $\lambda_1$  is the smallest eigenvalue, the eigenvalues of  $\mathcal{L}$  are listed as follows,  
 $0 < |\lambda_1| < |\lambda_2| \leq |\lambda_3| \leq \dots \leq |\lambda_n| \leq \dots$ .

Finite difference method [19, 20], finite element method [21, 22], finite volume method [23, 24] and spectral method [25, 26] have been fully developed to solve equation (1)-(2). The matrix equation are formulated by the above methods, which can be solved by power method or inverse power method to obtain the dominant eigenvalue or smallest eigenvalue. In the following section, we will briefly introduce the power method and inverse power method [27].

### 2.2. Power Method

The power method is widely used to find the largest eigenvalue (in absolute value) and the corresponding eigenvector of the discretized matrix. Such an eigenvalue is also called a dominant eigenvalue. Suppose  $A \in \mathbb{R}^{n \times n}$  is a diagonalizable  $n \times n$  matrix, which has  $n$  eigenvalues  $\lambda_1, \lambda_2, \dots, \lambda_n$ , with  $\lambda_1$  being the dominant eigenvalue. The eigenvalues can be listed as  $|\lambda_1| > |\lambda_2| \geq |\lambda_3| \geq \dots \geq |\lambda_n| \geq 0$ . Let  $X \in \mathbb{R}^{n \times n}$  be the matrix composed of its linearly independent eigenvectors  $\mathbf{x}_i$  and the corresponding eigenvalue is  $\lambda_i$ , for  $i = 1, 2, \dots, n$ . There exists some constants  $c_1, c_2, \dots, c_n$  such that an arbitrary vector  $\mathbf{x} \in \mathbb{R}^n$  can be uniquely expressed as

$$\mathbf{x} = c_1 \mathbf{x}_1 + c_2 \mathbf{x}_2 + \dots + c_n \mathbf{x}_n. \quad (3)$$

We assume that  $c_1 \neq 0$  and multiply (3) by  $A$ . Since  $A\mathbf{x}_i = \lambda_i \mathbf{x}_i$ , we have

$$A\mathbf{x} = c_1 \lambda_1 \mathbf{x}_1 + c_2 \lambda_2 \mathbf{x}_2 + \dots + c_n \lambda_n \mathbf{x}_n. \quad (4)$$

It is easy to obtain that

$$\begin{aligned} A^k \mathbf{x} &= c_1 \lambda_1^k \mathbf{x}_1 + c_2 \lambda_2^k \mathbf{x}_2 + \cdots + c_n \lambda_n^k \mathbf{x}_n \\ &= c_1 \lambda_1 \left( \mathbf{x}_1 + \frac{c_2}{c_1} \frac{\lambda_2^k}{\lambda_1^k} \mathbf{x}_2 + \cdots + \frac{c_n}{c_1} \frac{\lambda_n^k}{\lambda_1^k} \mathbf{x}_n \right). \end{aligned} \quad (5)$$

Since  $\lambda_1$  is the dominant eigenvalue, the ratios  $|\lambda_2|/|\lambda_1|, |\lambda_3|/|\lambda_1|, \dots, |\lambda_n|/|\lambda_1|$  are all less than 1. Hence for a sufficiently large  $k$ ,  $|\lambda_1|^k$  is significantly larger than  $|\lambda_i|^k$  ( $2 \leq i \leq n$ ), then the ratio  $|\lambda_i|^k/|\lambda_1|^k$  approaches 0 as  $k \rightarrow \infty$ . Thus, the term  $c_1 \lambda_1^k \mathbf{x}_1$  dominates the expression for  $A^k \mathbf{x}$  for large value of  $k$ . We normalize  $A^k \mathbf{x}$  and obtain  $\mathbf{u} = (A^k \mathbf{x})/\|A^k \mathbf{x}\| \approx (c_1 \lambda_1^k \mathbf{x}_1)/\|c_1 \lambda_1^k \mathbf{x}_1\|$ , which is a scalar multiple of  $\mathbf{x}_1$ . Thus,  $\mathbf{u}$  is a unit eigenvector corresponding to the dominant eigenvalue  $\lambda_1$ . Therefore, we have  $A\mathbf{u} \approx \lambda_1 \mathbf{u}$  and  $\|A\mathbf{u}\|$  approximates  $|\lambda_1|$ . The sign of  $\lambda_1$  is determined by checking whether  $A\mathbf{u}$  is in the same direction as  $\mathbf{u}$  or not. The implementation details of power method is shown in Algorithm 1.

---

**Algorithm 1:** Power method for finding the dominant eigenvalue of the matrix  $A$

---

Given  $A \in \mathbb{R}^{n \times n}$  a  $n \times n$  matrix.

**Step 1:** Choose an arbitrary unit vector  $\mathbf{u}_0 \in \mathbb{R}^n$ .

**Step 2:** Give the maximum number of iterations  $k_{max}$  and the stopping criterion  $\epsilon$ .

**Step 3:** Create two temporary vectors  $\mathbf{u}_{k-1} \in \mathbb{R}^n$  and  $\mathbf{u}_k \in \mathbb{R}^n$ .

**Step 4:** Let  $\mathbf{u}_{k-1} = \mathbf{u}_0$ , then iterate the process as follows,

**for**  $i = 1, 2, \dots, k_{max}$  **do**

$\mathbf{u}_k = A\mathbf{u}_{k-1}$ ,

$\mathbf{u}_k = \mathbf{u}_k / \|\mathbf{u}_k\|$ .

**if**  $\|\mathbf{u}_k - \mathbf{u}_{k-1}\| < \epsilon$  **then**

        | The stopping criterion is met, the iteration can be stopped.

**end**

**else**

        |  $\mathbf{u}_{k-1} = \mathbf{u}_k$ .

**end**

**end**

Then, we can obtain the dominant eigenvalue  $\lambda$  through Rayleigh quotient.

$\lambda = \mathbf{u}_k^T A \mathbf{u}_k$ .

---

### 2.3. Inverse Power Method

The inverse power method is widely used to find the smallest eigenvalue (in absolute value) and the corresponding eigenvector. Suppose  $\lambda_1$  being the smallest eigenvalue and the eigenvalues can be listed as  $0 < |\lambda_1| < |\lambda_2| \leq |\lambda_3| \leq \dots \leq |\lambda_n|$ . Therefore,  $A$  is a nonsingular matrix and the inverse of it  $A^{-1}$  exists. Let  $X \in \mathbb{R}^{n \times n}$  be the matrix composed of its linearly independent eigenvectors  $\mathbf{x}_i$  and the corresponding eigenvalue is  $\lambda_i$ , for  $i = 1, 2, \dots, n$ .

The same as power method, an arbitrary vector  $\mathbf{x} \in \mathbb{R}^n$  can be uniquely expressed as (3). It is easy to see that  $|1/\lambda_1| > |1/\lambda_2| \geq |1/\lambda_3| \geq \dots \geq |1/\lambda_n| > 0$  and  $1/\lambda_1, 1/\lambda_2, \dots, 1/\lambda_n$  are the eigenvalues of the matrix  $A^{-1}$ . Equivalently,  $A^{-1}\mathbf{x} = 1/\lambda \mathbf{x}$  will be solved. Hence, the problem is to solve the dominant eigenvalue of the matrix  $A^{-1}$ . The implementation details of inverse power method is shown in Algorithm 2.

## 3. Methodologies

In this work, we aim to solve the eigenvalue problems using neural network. We propose two architectures to solve the dominant eigenvalue problem and the smallest eigenvalue problem, called PMNN and IPMNN.

### 3.1. Neural Networks for Solving Eigenvalue Problems

For equations (1)-(2), we propose three methods to solve for dominant eigenvalue and smallest eigenvalue. In our methods, the function  $u$  is expressed by neural network, where boundary conditions will be discussed in Section 3.2.

**Algorithm 2:** Inverse power method for finding the smallest eigenvalue of the matrix  $A^{-1}$ 

Given  $A \in \mathbb{R}^{n \times n}$  a  $n \times n$  matrix.

**Step 1:** Choose an arbitrary unit vector  $\mathbf{u}_0 \in \mathbb{R}^n$ .

**Step 2:** Give the maximum number of iterations  $k_{max}$  and the stopping criterion  $\epsilon$ .

**Step 3:** Create two temporary vectors  $\mathbf{u}_{k-1} \in \mathbb{R}^n$  and  $\mathbf{u}_k \in \mathbb{R}^n$ .

**Step 4:** Let  $\mathbf{u}_{k-1} = \mathbf{u}_0$ , then iterate the process as follows,

**for**  $i = 1, 2, \dots, k_{max}$  **do**

To solve  $\mathbf{u}_k$ , the cost of computation is the execution time of solving  $A^{-1}$ . We can use LU decomposition to solve the equation below,

$$\mathbf{u}_k = A^{-1} \mathbf{u}_{k-1},$$

$$\mathbf{u}_k = \mathbf{u}_k / \|\mathbf{u}_k\|.$$

**if**  $\|\mathbf{u}_k - \mathbf{u}_{k-1}\| < \epsilon$  **then**

The stopping criterion is met, the iteration can be stopped.

**end**

**else**

$\mathbf{u}_{k-1} = \mathbf{u}_k$ .

**end**

**end**

Then, we can obtain the smallest eigenvalue  $\lambda$  through Rayleigh quotient.

$$\lambda = \mathbf{u}_k^T A \mathbf{u}_k.$$

It is worth noting that our methods learn not only the corresponding eigenvector which is confined to finite points but also the eigenfunction. The eigenfunction  $\mathbf{u}_\theta$  expressed by neural network can predict value with any points in  $\Omega$ . Here  $\theta$  means the parameters of neural network.

### 3.1.1. Power Method Neural Network

Based on the basic assumptions above and the main idea of power method, we propose PMNN to solve for the dominant eigenvalue and the associated eigenfunction. In PMNN, we use the neural network to represent  $\mathbf{u}_{k-1}$  and calculate  $\mathbf{u}_k$  by equation (6), which is an analogue to  $\mathbf{u}_k = A \mathbf{u}_{k-1}$  in Algorithm 1. Different from the original power method,  $\mathcal{L}$  is not a matrix, which is realized by AD. Therefore, the term  $\mathcal{L} \mathbf{u}_{k-1}$  can be computed by AD.

$$\mathbf{u}_k = \mathcal{L} \mathbf{u}_{k-1}. \quad (6)$$

However,  $\mathbf{u}_k$  is a vector which can be directly computed by equation  $\mathbf{u}_k = A \mathbf{u}_{k-1}$ , which is different with  $\mathbf{u}_k$  in equation (6). Although  $\mathbf{u}_k$  can be calculated by equation (6), which is still a vector, it is not possible directly assign the values of  $\mathbf{u}_k$  to the neural network. Therefore, we define a loss function in equation (7), where  $N$  denotes the number of components in the vector and  $i$  means the  $i$ -th component. Through the defined loss function, the neural network will approximate  $\mathbf{u}_k$  after iteration.

$$loss_{pmnn} = \frac{1}{N} \sum_{i=1}^N [\mathbf{u}_{k-1}(i) - \mathbf{u}_k(i)]^2. \quad (7)$$

When the neural network get convergence, we obtain the dominant eigenvalue and associated eigenfunction expressed by the neural network. For the process of this method, one can refer to Algorithm 3.

### 3.1.2. Inverse Power Method Neural Network

Based on the basic assumptions above and the main idea of inverse power method, we propose IPMNN to solve for the smallest eigenvalue and the associated eigenfunction. In IPMNN, we use the neural network to represent  $\mathbf{u}_k$  in equation (9), which is an analogue to (8) in Algorithm 2. It is difficult to get the inverse operator  $\mathcal{L}^{-1}$  of the differential operator  $\mathcal{L}$ . Therefore, given  $\mathbf{u}_{k-1}$  in the last iterative step, we can directly compute  $\mathbf{u}_k$  using neural network. Here,  $\mathcal{L}$

**Algorithm 3:** PMNN for finding the dominant eigenvalue

Given  $N$  the number of points for training neural network,  $N_{epoch}$  the maximum number of epoch and the stopping criterion  $\epsilon$ .

**Step 1:** Build data set  $S$  for training using random sampling algorithm.

**Step 2:** Create two temporary vectors  $\mathbf{u}_{k-1} \in \mathbb{R}^N$  and  $\mathbf{u}_k \in \mathbb{R}^N$ .

**Step 3:** Construct neural network with random initialization of parameters.

**Step 4:** Let  $\mathbf{x} \in \mathbb{R}^{N \times d}$  consisted by all points in data set  $S$ , then iterate the process as follows,

```

for  $i = 1, 2, \dots, N_{epoch}$  do
    Input  $\mathbf{x}$  into neural network and get the output  $\mathbf{u}_\theta$  of neural network.
    Compute  $\mathcal{L}\mathbf{u}_{k-1}$  using AD.
    Let  $\mathbf{u}_{k-1} = \mathbf{u}_\theta$ ,
     $\mathbf{u}_k = \mathcal{L}\mathbf{u}_{k-1}$ ,
     $\mathbf{u}_k = \mathbf{u}_k / \|\mathbf{u}_k\|$ ,
     $loss_{pmnn} = \frac{1}{N} \sum_{i=1}^N [\mathbf{u}_{k-1}(i) - \mathbf{u}_k(i)]^2$ .
    Update parameters of neural network using optimizer.
    if  $loss_{pmnn} < \epsilon$  then
        Record the best eigenvalue and eigenfunction.
         $\lambda = \frac{\langle \mathcal{L}\mathbf{u}_{k-1}, \mathbf{u}_{k-1} \rangle}{\langle \mathbf{u}_{k-1}, \mathbf{u}_{k-1} \rangle}$ .
        The stopping criterion is met, the iteration can be stopped.
    end
end

```

is also not a matrix which can be realized by AD. Hence, the term  $\mathcal{L}\mathbf{u}_k$  is computed by AD.

$$\begin{cases} \mathbf{u}_k = A^{-1}\mathbf{u}_{k-1}, \\ \mathbf{u}_k = \frac{\mathbf{u}_k}{\|\mathbf{u}_k\|}. \end{cases} \quad (8)$$

$$\frac{\mathcal{L}\mathbf{u}_k}{\|\mathcal{L}\mathbf{u}_k\|} = \mathbf{u}_{k-1}. \quad (9)$$

However, it is not easy to directly compute  $\mathbf{u}_k$  since  $\mathcal{L}^{-1}$  can not be resolved. Following the idea of inverse power method, we define a loss function in equation (10). The main idea is that we do not need to calculate  $\mathcal{L}^{-1}$  and we use the neural network to approximate  $\mathbf{u}_k$  through  $\mathcal{L}\mathbf{u}_k$  and  $\mathbf{u}_{k-1}$ .

$$loss_{ipmnn} = \frac{1}{N} \sum_{i=1}^N \left( \frac{\mathcal{L}\mathbf{u}_k(i)}{\|\mathcal{L}\mathbf{u}_k\|} - \mathbf{u}_{k-1}(i) \right)^2. \quad (10)$$

When the neural network get convergence, we obtain the smallest eigenvalue and the associated eigenfunction expressed by the neural network. For the process of this method, one can refer to Algorithm 4.

### 3.1.3. Shifted Inverse Power Method Neural Network

As discussed above in the smallest eigenvalue problems, the eigenvalue should be  $|\lambda| > 0$ . It is easy to see that inverse power method can not solve for the smallest eigenvalue problem for  $\lambda = 0$ . Similarly, IPMNN does not work for this special case. Therefore, we propose SIPMNN to solve this special case. The main idea of SIPMNN follows shifted inverse power method. We choose a constant  $\alpha \neq 0$  and subtract  $\alpha\mathbf{u}$  from both sides of equation (1). Then we can get equation (11), where  $\tilde{\mathcal{L}} = \mathcal{L} - \alpha$  and  $\tilde{\lambda} = \lambda - \alpha$ . Therefore, the original problem can be rewritten as equation (11), which can be solved by IPMNN.

$$\begin{aligned} \mathcal{L}\mathbf{u} - \alpha\mathbf{u} &= \lambda\mathbf{u} - \alpha\mathbf{u}, \text{ in } \Omega, \\ \tilde{\mathcal{L}}\mathbf{u} &= \tilde{\lambda}\mathbf{u}, \text{ in } \Omega. \end{aligned} \quad (11)$$

**Algorithm 4:** IPMNN for finding the smallest eigenvalue

Given  $N$  the number of points for training neural network,  $N_{epoch}$  the maximum number of epoch and the stopping criterion  $\epsilon$ .

**Step 1:** Build data set  $S$  for training using random sampling algorithm.

**Step 2:** Choose an arbitrary unit vector  $\mathbf{u}_0 \in \mathbb{R}^N$ .

**Step 3:** Create two temporary vectors  $\mathbf{u}_{k-1} \in \mathbb{R}^N$  and  $\mathbf{u}_k \in \mathbb{R}^N$ .

**Step 4:** Construct neural network with random initialization of parameters.

**Step 5:** Let  $\mathbf{x} \in \mathbb{R}^{N \times d}$  consisted by all points in data set  $S$  and  $\mathbf{u}_{k-1} = \mathbf{u}_0$ , then iterate the process as follows,

**for**  $i = 1, 2, \dots, N_{epoch}$  **do**

    Input  $\mathbf{x}$  into neural network and get the output  $\mathbf{u}_\theta$  of neural network.

    Let  $\mathbf{u}_k = \mathbf{u}_\theta$ ,

    Compute  $\mathcal{L}\mathbf{u}_k$  using AD,

$$loss_{ipmnn} = \frac{1}{N} \sum_{i=1}^N \left[ \frac{\mathcal{L}\mathbf{u}_k(i)}{\|\mathcal{L}\mathbf{u}_k\|} - \mathbf{u}_{k-1}(i) \right]^2.$$

    Update parameters of neural network using optimizer.

$\mathbf{u}_{k-1} = \mathbf{u}_k / \|\mathbf{u}_k\|$ .

**if**  $loss_{ipmnn} < \epsilon$  **then**

        Record the best eigenvalue and eigenfunction.

$$\lambda = \frac{\langle \mathcal{L}\mathbf{u}_k, \mathbf{u}_k \rangle}{\langle \mathbf{u}_k, \mathbf{u}_k \rangle}.$$

        The stopping criterion is met, the iteration can be stopped.

**end**

**end**

### 3.2. Enforcement of Boundary Conditions

As we know, the implement of boundary conditions are very important for PDEs system [28]. For simplicity, we only consider the Dirichlet boundary condition and the periodic boundary condition. Unlike PINN which using an additional residual loss to implement the boundary conditions, we will use the strategies in [29] and [30] to enforce the exact boundary conditions.

#### 3.2.1. Enforcement of Dirichlet Boundary Condition

For the Dirichlet boundary condition, we can directly access the values of solution on the boundary. The boundary condition (2) can be written as following,

$$u(\mathbf{x}) = g(\mathbf{x}), \quad \forall \mathbf{x} \in \partial\Omega. \quad (12)$$

Therefore, it is straightforward to design a distance function  $\phi(\mathbf{x})$ ,

$$\phi(\mathbf{x}) \begin{cases} = 0, & \forall \mathbf{x} \in \partial\Omega, \\ \neq 0, & \forall \mathbf{x} \in \Omega. \end{cases} \quad (13)$$

Suppose  $N_\theta(\mathbf{x})$  be the output of neural networks, the solution  $u_\theta(\mathbf{x})$  is constructed as

$$u_\theta(\mathbf{x}) = \phi(\mathbf{x})N_\theta(\mathbf{x}) + G(\mathbf{x}), \quad \forall \mathbf{x} \in \Omega, \quad (14)$$

where  $G(\mathbf{x})$  is a (smooth) extension of  $g(x)$  in  $\Omega$  and  $G(x) = g(x)$ ,  $\forall \mathbf{x} \in \partial\Omega$ .

#### 3.2.2. Enforcement of Periodic Boundary Condition

We consider the periodic boundary condition of the form (15), where  $P_i$  is the period along the  $i$ -th direction. For more complex periodic boundary conditions, one can refer to [31].

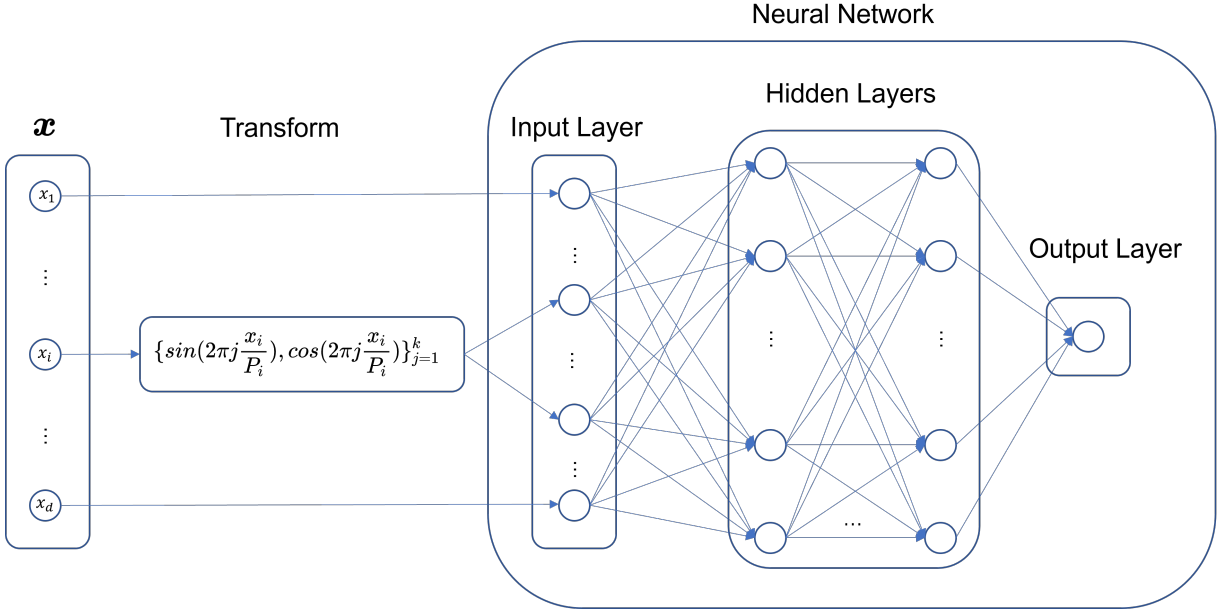
$$u(x_1, \dots, x_i + P_i, \dots, x_d) = u(x_1, \dots, x_i, \dots, x_d), \quad \forall \mathbf{x} \in \partial\Omega. \quad (15)$$

Unlike the enforcement of the Dirichlet boundary condition, which modify the output of neural networks, we need to modify the input before the first hidden layer of neural network. Suppose  $u$  satisfies (15) in  $x_i$  direction, then the

component  $x_i$  is transformed as follows,

$$x_i \rightarrow \left\{ \sin \left( 2\pi j \frac{x_i}{P_i} \right), \cos \left( 2\pi j \frac{x_i}{P_i} \right) \right\}_{j=1}^k, \quad (16)$$

where  $k$  is the hyper-parameter. The network structure is shown in Figure 1. Obviously, the number of neurons of the neural network increases from  $d$  to  $(d + 2k - 1)$ .



**Figure 1:** Network structure for periodic boundary condition.

## 4. Numerical Experiments

In this section, we provide numerical results to demonstrate the applicability and accuracy of our methods, which include multi-dimensional simulation. The domain  $\Omega$  with Dirichlet boundary condition is chosen as  $[0, 1]^d$ . The domain  $\Omega$  with period boundary condition is chosen as  $[0, 2\pi]^d$ . In all the numerical experiments, we choose Adam optimizer with initial learning rate  $10^{-3}$  to minimize the loss function, and we train the neural network with a simple architecture of MLP on a server equipped with CentOS 7 system, one Intel Xeon Platinum 8358 2.60GHz CPU and one NVIDIA A100 80GB GPU. Moreover, we choose  $\tanh$  as the active function and lhs [32] as the random sampling algorithm unless otherwise stated.

### 4.1. An Example of Dominant Eigenvalue Problem

To validate the performance of PMNN, we solve the following problem in  $\Omega = [0, 1]^d$  with a constant coefficient  $M = 100$ ,

$$\begin{cases} \Delta u + Mu = \lambda u, & \text{in } \Omega, \\ u = 0, & \text{on } \partial\Omega. \end{cases} \quad (17)$$

The exact solution of dominant eigenvalue is given by  $\lambda = M - d\pi^2$  and the associated eigenfunction is  $u = \prod_{i=1}^d \sin(\pi x_i)$ . The parameters used to train PMNN for different dimensions are summarized in Table 1. We use random sampling points  $N = 10000, 20000, 50000, 100000$  for  $d = 1, 2, 5, 10$ , respectively. In high dimension, we train PMNN with more epochs and more neurons.

In Figure 2, the dominant eigenfunction obtained by PMNN, the exact eigenfunction and variation of loss are presented. It is easy to see that PMNN perfectly learns the eigenfunction in one dimensional case and the loss decreases

**Table 1**

Parameter settings of training PMNN in different dimensions.

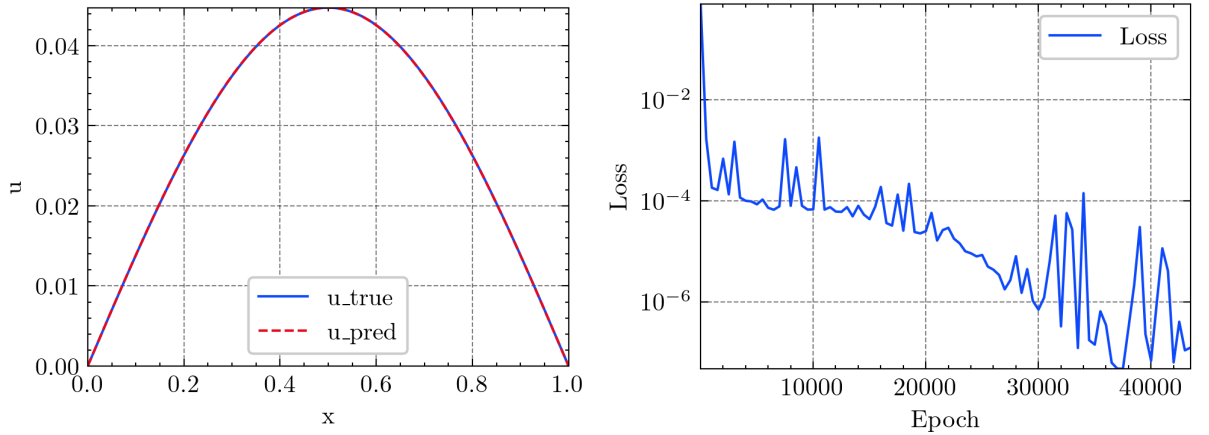
Methods	$d$	$N$	$N_{epoch}$	layers of MLP
PMNN	1	10000	50000	[1, 20, 20, 20, 20, 1]
PMNN	2	20000	50000	[2, 20, 20, 20, 20, 1]
PMNN	5	50000	50000	[5, 40, 40, 40, 40, 1]
PMNN	10	100000	100000	[10, 80, 80, 80, 80, 1]

**Table 2**

Errors of PMNN in different dimensions.

Methods	$d$	Exact $\lambda$	Approximate $\lambda$	Relative Error
PMNN	1	90.1304	90.1302	2.4727E-06
PMNN	2	80.2608	80.2603	6.1240E-06
PMNN	5	50.6520	50.6513	1.3264E-05
PMNN	10	1.3040	1.3004	2.7461E-03

in the training process. The eigenfunction learned by PMNN in two dimension, the exact solution and the absolute error between NN solution and true solution are shown in Figure 3. It is obvious to see that PMNN perfectly learns the eigenfunction in two dimension. To further validate the performance of our method, we also implement our method in higher dimension and the results are shown in Table 2 and Figure 4. From Table 2, the relative error is small enough to demonstrate the accuracy of PMNN in different dimensions. Figure 4 shows densities for (17) in  $d = 1$ ,  $d = 2$ ,  $d = 5$  and  $d = 10$ . It is shown that the density of eigenfunction learned by PMNN perfectly fit the density of exact eigenfunction in all cases.



**Figure 2:** Left: the eigenfunction of (17) learned by PMNN and the exact eigenfunction in one dimension. Right: loss in the training process.

## 4.2. Examples of Smallest Eigenvalue Problem

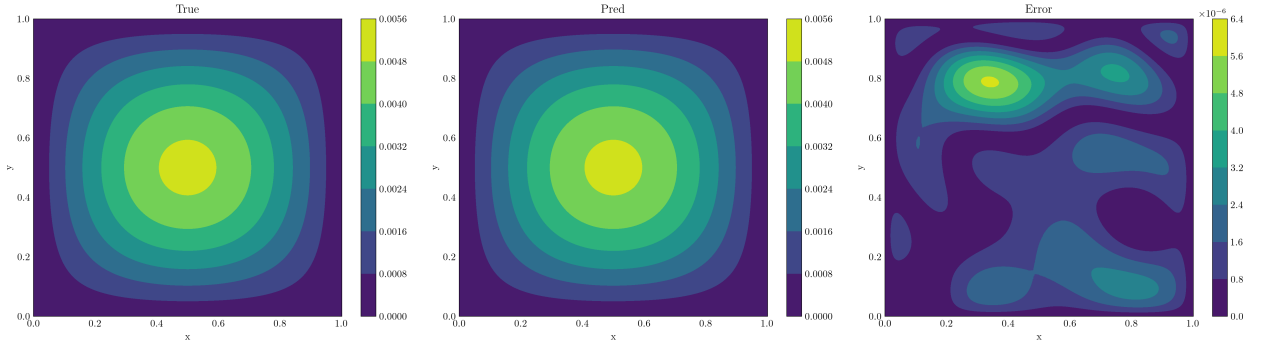
### 4.2.1. Harmonic Eigenvalue Problem

To validate the performance of IPMNN, we solve the following problem in  $\Omega = [0, 1]^d$ ,

$$\begin{cases} -\Delta u = \lambda u, & \text{in } \Omega, \\ u = 0, & \text{on } \partial\Omega. \end{cases} \quad (18)$$

The smallest eigenvalue is given by  $\lambda = d\pi^2$  and the associated eigenfunction is  $u = \prod_{i=1}^d \sin(\pi x_i)$ . We use the same parameters as in Table 1. In Figure 5, the smallest eigenfunction obtained by IPMNN, the exact eigenfunction and





**Figure 3:** Heat maps of the eigenfunction of (17) in two dimension. Left: the exact solution; Middle: the prediction solution computed by PMNN; Right: the absolute error.

**Table 3**

Errors of IPMNN for (18) in different dimensions.

Methods	$d$	Exact $\lambda$	Approximate $\lambda$	Relative Error
IPMNN	1	9.8696	9.8695	7.6630E-06
Deep Ritz [1]	1	9.8696	9.85	2.0E-03
IPMNN	2	19.7392	19.7395	1.3209E-05
IPMNN	5	49.3480	49.3485	9.8266E-06
Deep Ritz [1]	5	49.3480	49.29	1.1E-03
IPMNN	10	98.6960	98.6953	7.9529E-06
Deep Ritz [1]	10	98.6960	92.35	6.43E-02

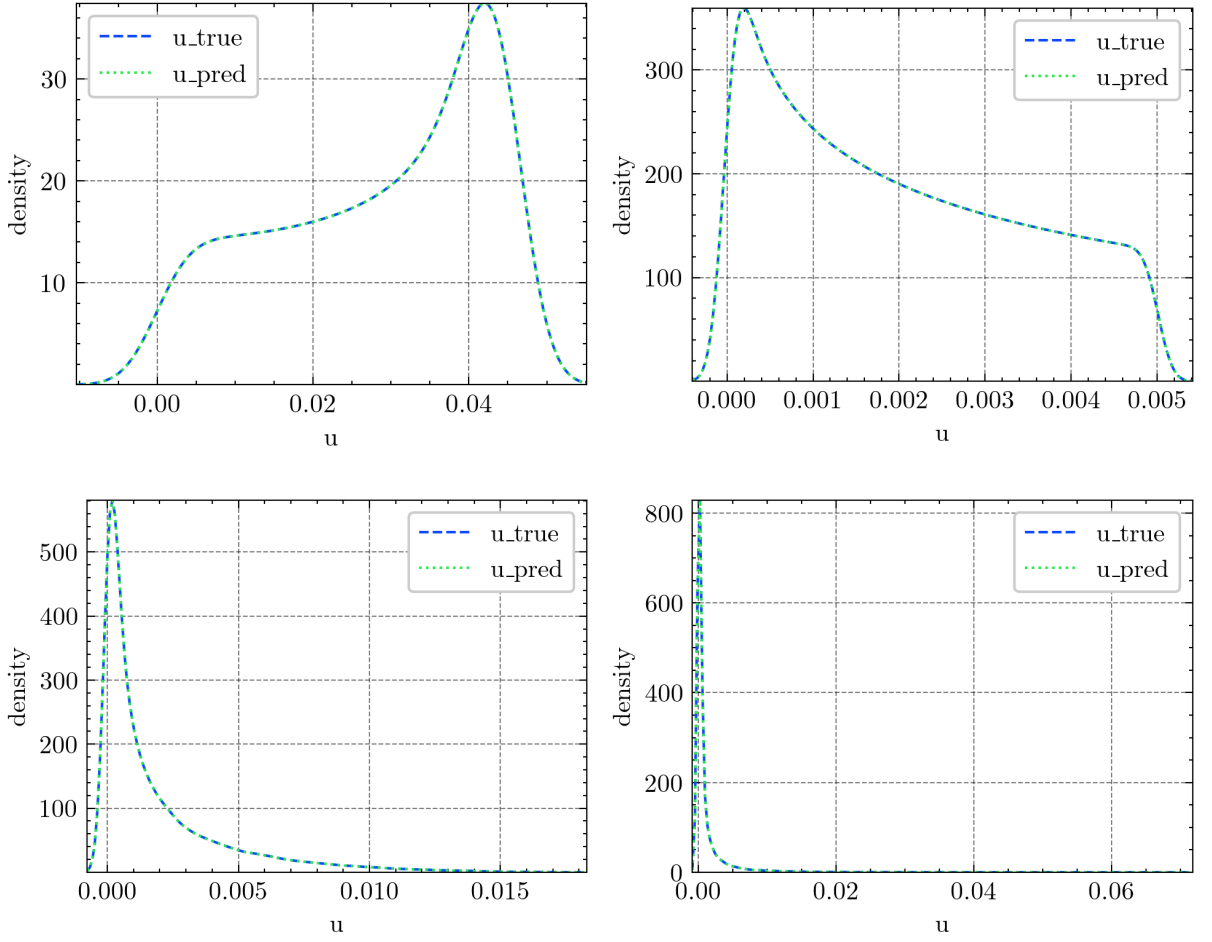
variation of loss are presented. It is easy to see that IPMNN perfectly learns the eigenfunction in one dimensional case and the loss decreases in the training process. The eigenfunction learned by IPMNN in two dimension, the exact solution and the absolute error between NN solution and true solution are shown in Figure 6. It is obvious to see that IPMNN perfectly learns the eigenfunction in two dimension. We also implement our method in higher dimension and we compare our results with that obtained by DRM [1] in Table 3. The relative error is small enough to demonstrate the accuracy of IPMNN in different dimensions. Figure 7 shows densities for (18) in  $d = 1$ ,  $d = 2$ ,  $d = 5$  and  $d = 10$ . It is shown that the density of eigenfunction learned by IPMNN perfectly fit the density of exact eigenfunction in all cases.

#### 4.2.2. Fokker-Planck Equation

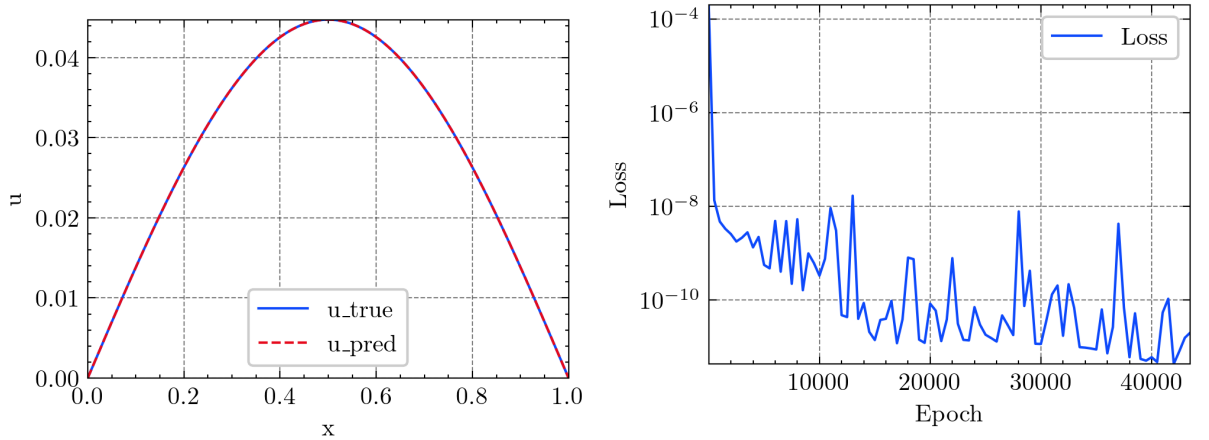
In this subsection we consider the linear Fokker-Planck equation with the periodic boundary condition in  $\Omega = [0, 2\pi]^d$ ,

$$-\Delta u - \nabla V \cdot \nabla u - \Delta V u = \lambda u, \quad \text{in } \Omega, \quad (19)$$

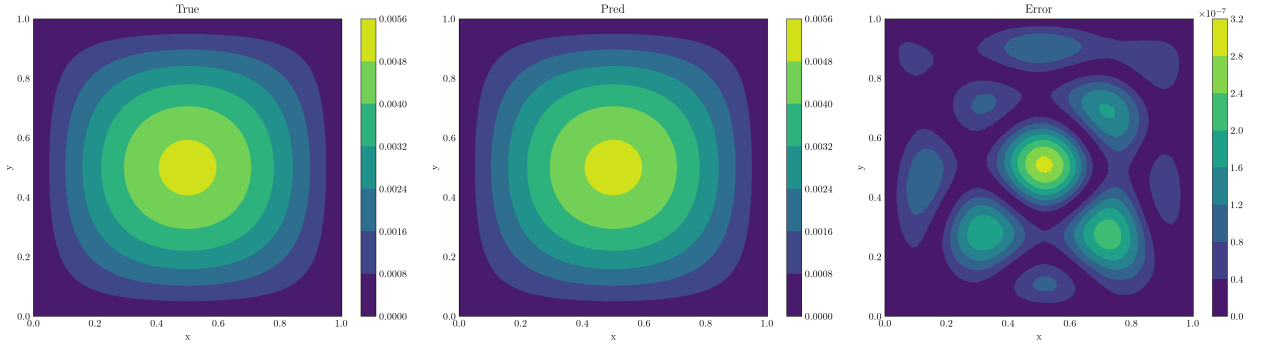
where  $V(\mathbf{x})$  is a potential function. The smallest eigenvalue is  $\lambda = 0$  and the corresponding eigenfunction is  $u(\mathbf{x}) = e^{-V(\mathbf{x})}$ . We choose  $V(\mathbf{x}) = \sin(\sum_{i=1}^d c_i \cos(x_i))$ , where  $c_i$  takes values in  $[0.1, 1]$ . The SIPMNN is suitable for this problem, and we transform the smallest eigenvalue to a new one where  $\lambda' \neq 0$ . Table 4 summarizes the parameters used to train SIPMNN for the Fokker-Planck equation (19) in different dimensions. To enforce the periodic boundary conditions as discussed above, we need to change the number of neurons as  $2dk$ . In Figure 8, the smallest eigenfunction obtained by SIPMNN, the exact eigenfunction and variation of loss are presented. The eigenfunction learned by SIPMNN in two dimension, the exact solution and the absolute error between NN solution and true solution are shown in Figure 9. It is obvious to see that SIPMNN perfectly learns the eigenfunction in two dimension. We also implement our method in higher dimension and we compare our results with that obtained by FBSDE [17] in Table 5. The relative error is small enough to demonstrate the accuracy of SIPMNN in different dimensions, where the smallest eigenvalue can be obtained accurately. Figure 10 shows densities for (19) in  $d = 1$ ,  $d = 2$ ,  $d = 5$  and  $d = 10$ . It is shown that the density of eigenfunction learned by SIPMNN perfectly fit the density of exact eigenfunction in all cases.



**Figure 4:** The density of eigenfunction learned by PMNN and the density of the exact eigenfunction for (17) with (Top:)  $d = 1$  (left) and  $d = 2$  (right); (Bottom:)  $d = 5$  (left) and  $d = 10$  (right).



**Figure 5:** Left: the eigenfunction of (18) learned by IPMNN and the exact eigenfunction in one dimension. Right: loss in the training process.



**Figure 6:** Heat maps of the eigenfunction of (18) in two dimension. Left: the exact solution; Middle: the prediction solution computed by IPMNN; Right: the absolute error.

**Table 4**

Parameter settings of training SIPMNN for Fokker-Planck equation (19) in different dimensions.

Methods	$d$	$\alpha$	$k$	$N$	$N_{epoch}$	layers of MLP
SIPMNN	1	1	3	10000	50000	[6, 20, 20, 20, 20, 1]
SIPMNN	2	1	3	20000	50000	[12, 40, 40, 40, 40, 1]
SIPMNN	5	1	3	50000	50000	[30, 60, 60, 60, 60, 1]
SIPMNN	10	1	3	100000	100000	[60, 80, 80, 80, 80, 1]

**Table 5**

Errors of SIPMNN for Fokker-Planck equation (19) in different dimensions.

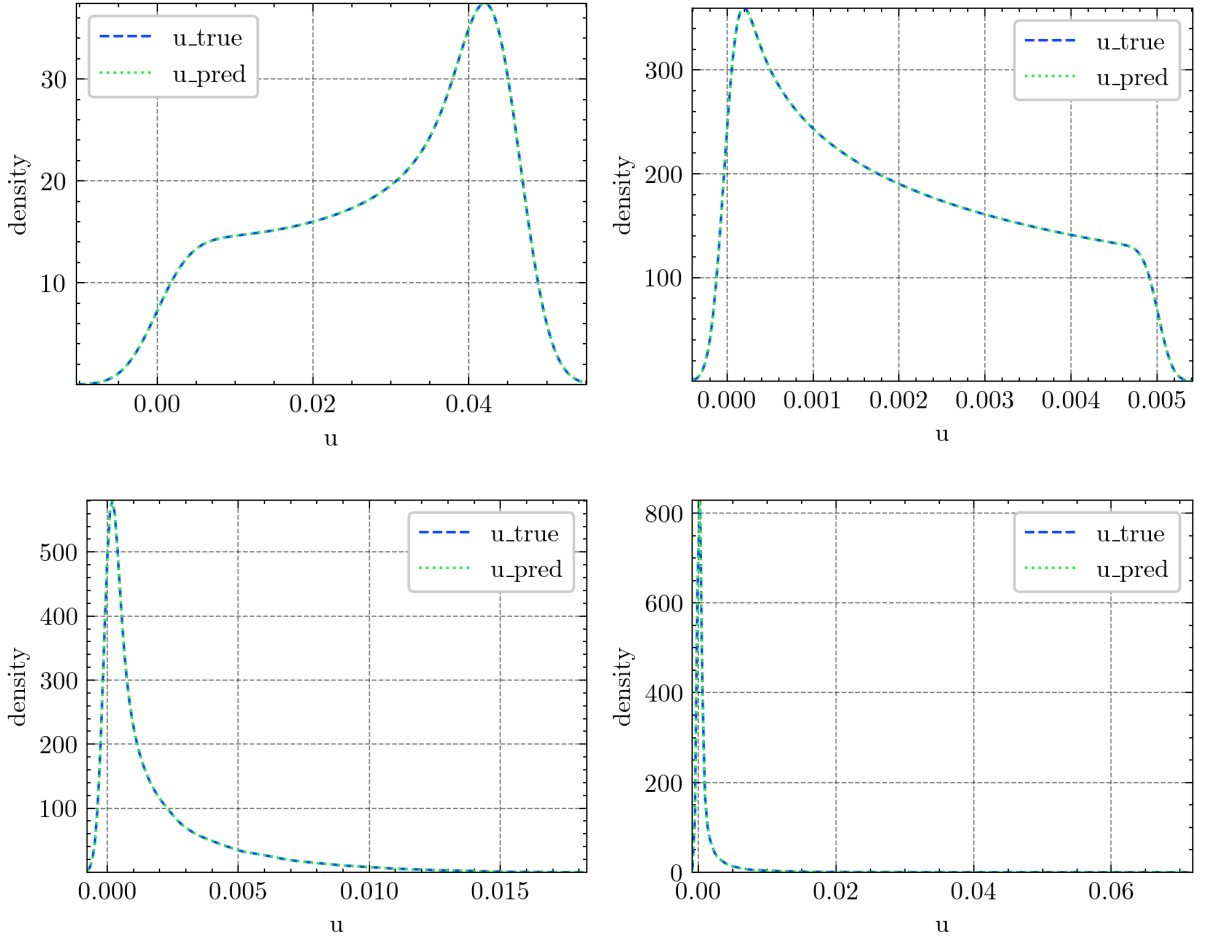
Methods	$d$	Exact $\lambda$	Approximate $\lambda$
SIPMNN	1	0	1.5497E-06
SIPMNN	2	0	4.4227E-05
SIPMNN	5	0	3.2902E-05
FBSDE [17]	5	0	3.08E-03
SIPMNN	10	0	1.0347E-04
FBSDE [17]	10	0	3.58E-03

We also consider the Fokker-Planck equation (19) which has a large variation solution. The  $V(\mathbf{x})$  is taken as  $V(\mathbf{x}) = \frac{\sum_{i=1}^d (x_i - \pi)^2}{\epsilon}$  where  $d = 2$  and  $\epsilon = 0.1$ . It is difficult to obtain accurate solution through conventional methods due to the large variation of solution. Since the smallest eigenvalue of this problem is 0, we use SIPMNN and choose  $\alpha = 1$ ,  $N = 20000$ ,  $N_{epoch} = 50000$  and  $k = 3$ . In Figure 11, we see the eigenfunction has similar sharp variation both for NN solution and exact solution. The eigenfunction learned by SIPMNN in two dimension, the exact solution and the absolute error between NN solution and true solution are shown in Figure 12. We obtain that the absolute error of the eigenvalue is 2.7755E-03.

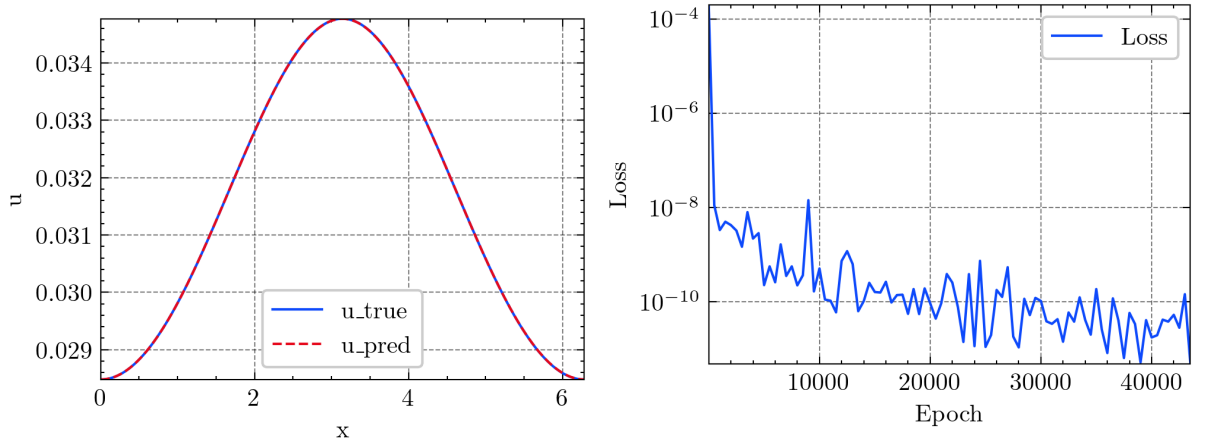
**Remark 1.** To solve Fokker-Planck equation with large variation solution, when using SIPMNN, we take  $u_\theta = N_\theta^2$  to train the neural network, where  $N_\theta$  is the output of neural networks and  $u_\theta$  is the learned eigenfunction. It follows the main idea of enforcement of Dirichlet boundary condition discussed above.

#### 4.2.3. Other Eigenvalues Solved by SIPMNN

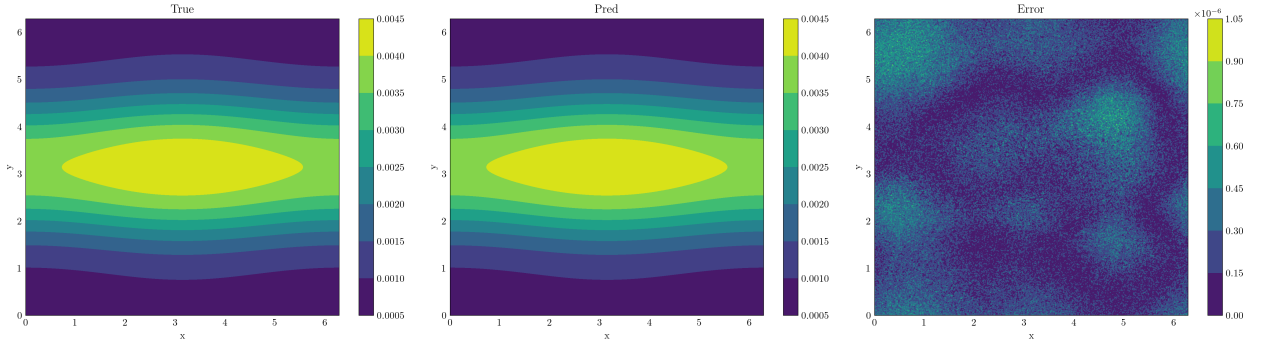
The numerical experiments discussed above focus on solving for the dominant eigenvalue or the smallest eigenvalue. The method SIPMNN is also able to find other eigenvalues and the associated eigenfunctions when some mild prior estimate of the eigenvalue is given. Suppose that we have an approximation  $\alpha$  of the true eigenvalue  $\lambda$  which is not the dominant eigenvalue or the smallest eigenvalue. Then, we solve for the nearest eigenvalue to  $\alpha$  by using SIPMNN.



**Figure 7:** The density of eigenfunction learned by IPMNN and the density of the exact eigenfunction for (18) with (Top:)  $d = 1$  (left) and  $d = 2$  (right); (Bottom:)  $d = 5$  (left) and  $d = 10$  (right).



**Figure 8:** Left: the eigenfunction of Fokker-Planck equation (19) learned by SIPMNN and the exact eigenfunction in one dimension. Right: loss in the training process.



**Figure 9:** Heat maps of the eigenfunction of Fokker-Planck equation (19) in two dimension. Left: the exact solution; Middle: the prediction solution computed by SIPMNN; Right: the absolute error.

**Table 6**

Other eigenvalues solved by SIPMNN.

Methods	$\alpha$	Exact $\lambda$	Approximate $\lambda$	Relative Error
SIPMNN	36	39.4784	39.4853	1.7334E-04
SIPMNN	81	88.8264	88.8237	3.0531E-05
SIPMNN	144	157.9137	157.9074	3.9804E-05
SIPMNN	225	246.7401	246.7468	2.7096E-05

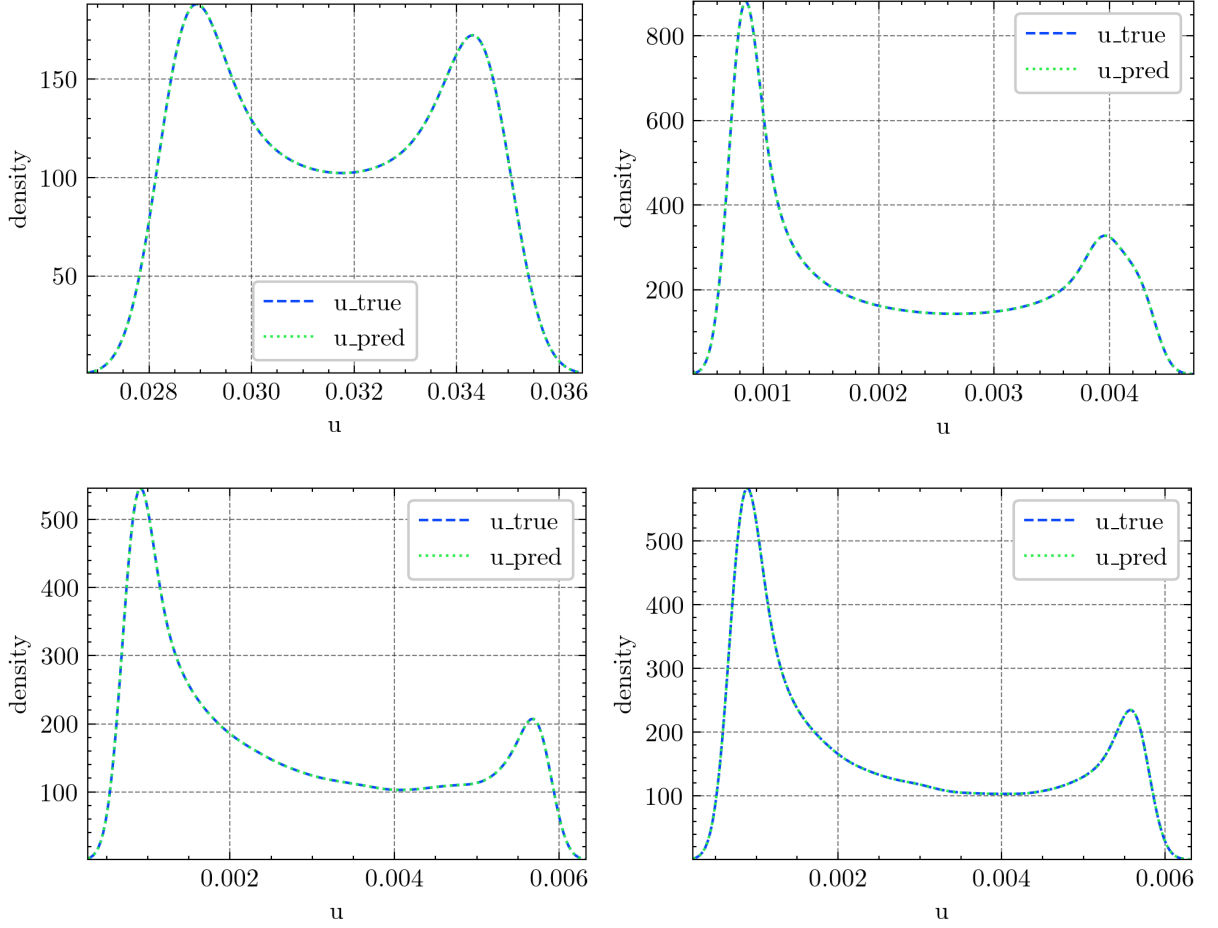
For simplicity, we consider the equation (18) in one dimension. Given  $\alpha$ , the eigenvalues learned by SIPMNN and the relative error are shown in Table 6. The comparisons of eigenfunctions learned by SIPMNN and the exact eigenfunctions are shown in Figure 13. It is observed that the eigenvalues are accurately solved by SIPMNN and the eigenfunctions are also accurately learned by SIPMNN.

**Remark 2.** *SIPMNN is able to solve any eigenvalues when the approximation  $\alpha$  is given. However, if the approximation is far from the eigenvalue that we want to find, it will often fail to learn it. Therefore, it is important to know the distribution of eigenvalues if we want to solve for some special eigenvalues.*

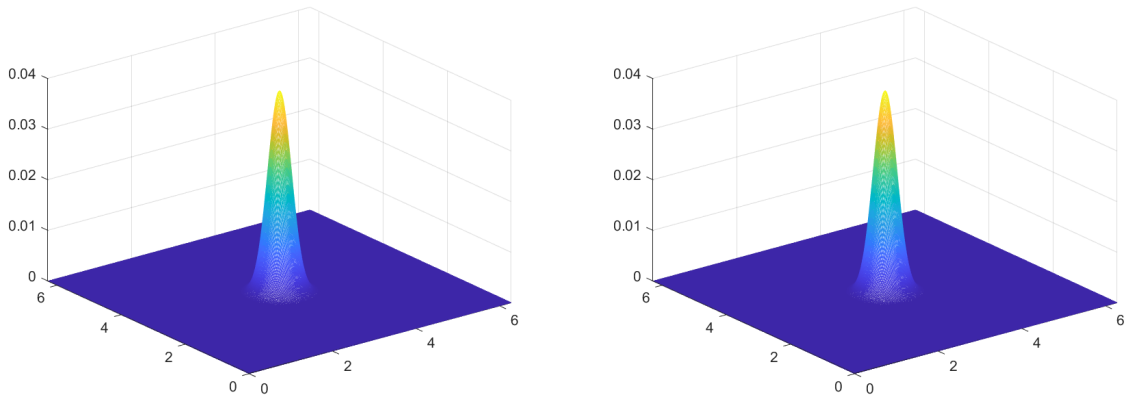
## 5. Conclusions

In this work, we propose three new methods PMNN, IPMNN and SIPMNN which are neural networks combined with power method, inverse power method and shifted inverse power method to solve eigenvalue problems with the dominant eigenvalue, the smallest eigenvalue and the smallest zero eigenvalue, respectively. In similar spirits of traditional methods, our methods are presented for linear differential operators, the boundary conditions are enforced and the eigenvalue and eigenfunction are approximated iteratively. Instead of discretizing the differential operator to a matrix, we use AD to represent it. The conventional methods discretize the eigenfunction to one eigenvector, but our methods use the neural network to learn the eigenfunction. Although our methods also use eigenvector to represent the eigenfunction, it just is used in the training stage. Another feature of our methods is the loss function which is different from the definitions in usual form.

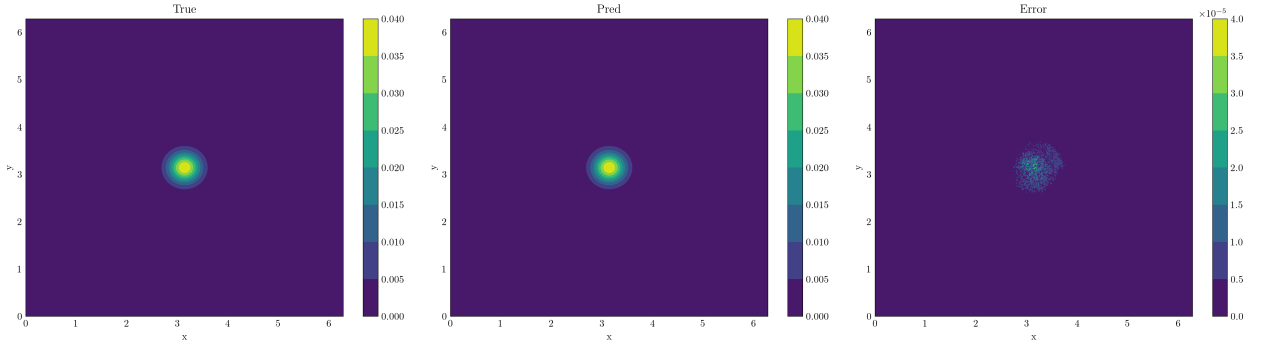
Numerical experiments are carried out to verify the applicability and accuracy of the three proposed methods for eigenvalue problems including high dimensional cases. We compare the predicted eigenfunctions with the exact solution in one and two dimensional problems. For higher dimensional problems, we compare the density of eigenfunctions learned by our methods with the density of the exact eigenfunctions. All the numerical results demonstrate that our methods can accurately learn the corresponding eigenfunction. Additionally, we show the approximate eigenvalues for  $d = 1, 2, 5$  and 10. The eigenvalues are compared with the exact solutions, and also compared with the results obtained by other methods in the literature, like DRM and FBSDE. We get better results by our methods. Finally, following the main idea of shifted inverse power method, the method SIPMNN can also solve for other eigenvalues with a given approximation  $\alpha$ .



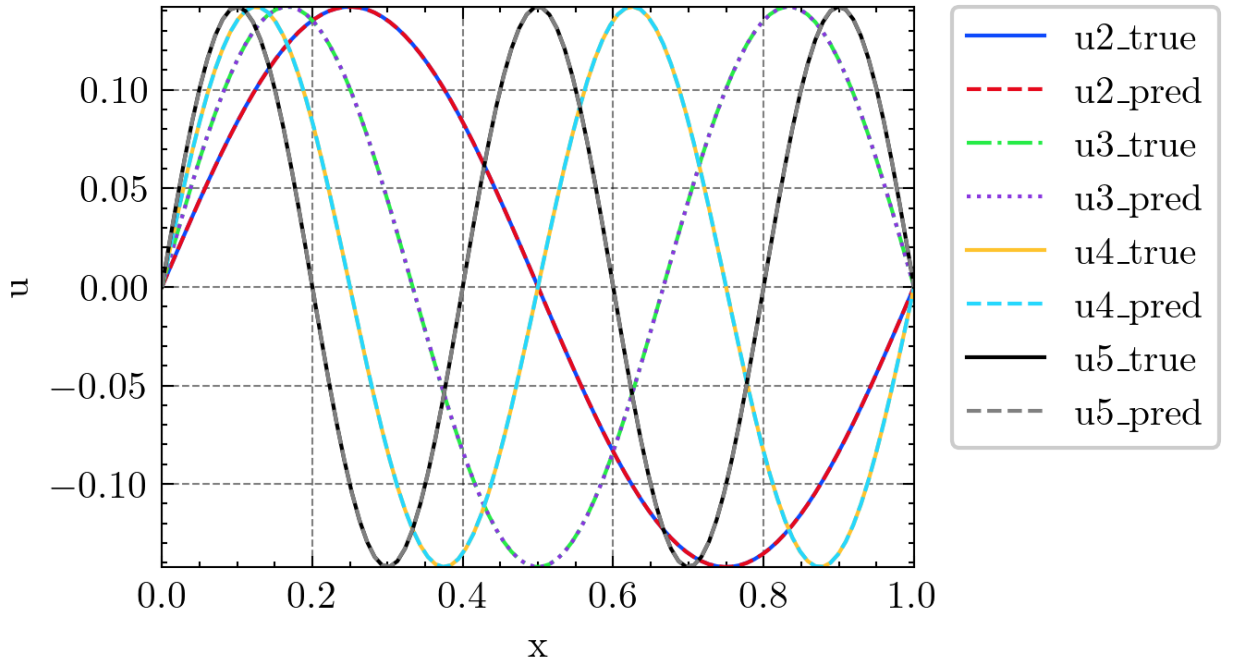
**Figure 10:** The density of eigenfunction learned by SIPMNN and the density of the exact eigenfunction for (19) with (Top:)  $d = 1$  (left) and  $d = 2$  (right); (Bottom:)  $d = 5$  (left) and  $d = 10$  (right).



**Figure 11:** Left: the exact eigenfunction; Right: the eigenfunction learned by SIPMNN for the Fokker-Planck equation with large variation solution.



**Figure 12:** Heat maps of the eigenfunction of the Fokker-Planck equation (19) with large variation solution in two dimension. Left: the exact solution; Middle: the prediction solution computed by SIPMNN; Right: the absolute error.



**Figure 13:** The eigenfunctions solved by SIPMNN for different eigenvalues.

Although good results are obtained, there are still some aspects need to be studied, which are our future work. At first, we only discuss linear differential operators in this work. We would like to generalize our methods to nonlinear operators. Furthermore, if the dominant eigenvalue or the smallest eigenvalue has multiple values, our methods may fail. This is one direction that we will work on. Finally, the sampling algorithm and the number of sampling points are also important for our methods, which are very technical.

## Acknowledgment

This research is supported part by the National Natural Science Foundation of China (No.11971020).

## References

- [1] Bing Yu et al. The deep ritz method: a deep learning-based numerical algorithm for solving variational problems. *Communications in Mathematics and Statistics*, 6(1):1–12, 2018.

- [2] Maziar Raissi, Paris Perdikaris, and George E Karniadakis. Physics-informed neural networks: A deep learning framework for solving forward and inverse problems involving nonlinear partial differential equations. *Journal of Computational physics*, 378:686–707, 2019.
- [3] Isaac E Lagaris, Aristidis Likas, and Dimitrios I Fotiadis. Artificial neural networks for solving ordinary and partial differential equations. *IEEE transactions on neural networks*, 9(5):987–1000, 1998.
- [4] Hyuk Lee and In Seok Kang. Neural algorithm for solving differential equations. *Journal of Computational Physics*, 91(1):110–131, 1990.
- [5] B Ph van Milligen, V Tribaldos, and JA Jiménez. Neural network differential equation and plasma equilibrium solver. *Physical review letters*, 75(20):3594, 1995.
- [6] Shengze Cai, Zhicheng Wang, Sifan Wang, Paris Perdikaris, and George Em Karniadakis. Physics-informed neural networks for heat transfer problems. *Journal of Heat Transfer*, 143(6), 2021.
- [7] Yuexing Bai, Temuer Chaolu, and Sudao Bilige. The application of improved physics-informed neural network (ipinn) method in finance. *Nonlinear Dynamics*, 107(4):3655–3667, 2022.
- [8] Yihang Gao and Michael K Ng. Wasserstein generative adversarial uncertainty quantification in physics-informed neural networks. *Journal of Computational Physics*, 463:111270, 2022.
- [9] Clemens Oszkinat, Susan E Luczak, and IG Rosen. Uncertainty quantification in estimating blood alcohol concentration from transdermal alcohol level with physics-informed neural networks. *IEEE Transactions on Neural Networks and Learning Systems*, 2022.
- [10] Yibo Yang and Paris Perdikaris. Adversarial uncertainty quantification in physics-informed neural networks. *Journal of Computational Physics*, 394:136–152, 2019.
- [11] Yuyao Chen, Lu Lu, George Em Karniadakis, and Luca Dal Negro. Physics-informed neural networks for inverse problems in nano-optics and metamaterials. *Optics express*, 28(8):11618–11633, 2020.
- [12] Teeratom Kadeethum, Thomas M Jørgensen, and Hamidreza M Nick. Physics-informed neural networks for solving inverse problems of nonlinear biot’s equations: Batch training. In *54th US Rock Mechanics/Geomechanics Symposium*. OnePetro, 2020.
- [13] Ido Ben-Shaul, Leah Bar, and Nir Sochen. Solving the functional eigen-problem using neural networks. *arXiv preprint arXiv:2007.10205*, 2020.
- [14] Ido Ben-Shaul, Leah Bar, and Nir Sochen. Deep learning solution of the eigenvalue problem for differential operators. *openreview*, 2020.
- [15] Henry Jin, Marios Mattheakis, and Pavlos Protopapas. Unsupervised neural networks for quantum eigenvalue problems. *arXiv preprint arXiv:2010.05075*, 2020.
- [16] Henry Jin, Marios Mattheakis, and Pavlos Protopapas. Physics-informed neural networks for quantum eigenvalue problems. *arXiv preprint arXiv:2203.00451*, 2022.
- [17] Jiequn Han, Jianfeng Lu, and Mo Zhou. Solving high-dimensional eigenvalue problems using deep neural networks: A diffusion monte carlo like approach. *Journal of Computational Physics*, 423:109792, 2020.
- [18] Atilim Gunes Baydin, Barak A Pearlmutter, Alexey Andreyevich Radul, and Jeffrey Mark Siskind. Automatic differentiation in machine learning: a survey. *Journal of Machine Learning Research*, 18:1–43, 2018.
- [19] Donald G Truhlar. Finite difference boundary value method for solving one-dimensional eigenvalue equations. *Journal of Computational Physics*, 10(1):123–132, 1972.
- [20] TE Simos and PS Williams. A finite-difference method for the numerical solution of the schrödinger equation. *Journal of Computational and Applied Mathematics*, 79(2):189–205, 1997.
- [21] Kazuo Ishihara. Convergence of the finite element method applied to the eigenvalue problem  $\delta u + \lambda u = 0$ . *Publications of the Research Institute for Mathematical Sciences*, 13(1):47–60, 1977.
- [22] Kazuo Ishihara. A mixed finite element method for the biharmonic eigenvalue problems of plate bending. *Publications of the Research Institute for Mathematical Sciences*, 14(2):399–414, 1978.
- [23] Shengde Liang, Xiuling Ma, and Aihui Zhou. Finite volume methods for eigenvalue problems. *BIT Numerical Mathematics*, 41(2):345–363, 2001.
- [24] Xiaoying Dai, Xingao Gong, Zhang Yang, Dier Zhang, and Aihui Zhou. Finite volume discretizations for eigenvalue problems with applications to electronic structure calculations. *Multiscale Modeling & Simulation*, 9(1):208–240, 2011.
- [25] Chris J Talbot and Andrew Crampton. Application of the pseudo-spectral method to 2d eigenvalue problems in elasticity. *Numerical Algorithms*, 38(1):95–110, 2005.
- [26] Kendall Atkinson and Olaf Hansen. A spectral method for the eigenvalue problem for elliptic equations. *arXiv preprint arXiv:0909.3607*, 2009.
- [27] Ramin S Esfandiari. *Numerical methods for engineers and scientists using MATLAB®*. Crc Press, 2017.
- [28] Lawrence C Evans. *Partial differential equations*, volume 19. American Mathematical Soc., 2010.
- [29] Jen Berg and Kaj Nyström. A unified deep artificial neural network approach to partial differential equations in complex geometries. *Neuro computing*, 317:28–41, 2018.
- [30] Liyao Lyu, Keke Wu, Rui Du, and Jingrun Chen. Enforcing exact boundary and initial conditions in the deep mixed residual method. *arXiv preprint arXiv:2008.01491*, 2020.
- [31] Suchuan Dong and Naxian Ni. A method for representing periodic functions and enforcing exactly periodic boundary conditions with deep neural networks. *Journal of Computational Physics*, 435:110242, 2021.
- [32] Wei-Liem Loh. On latin hypercube sampling. *The annals of statistics*, 24(5):2058–2080, 1996.