

# Fair Robust Active Learning by Joint Inconsistency

Tsung-Han Wu<sup>1</sup>, Shang-Tse Chen<sup>1</sup>, and Winston H. Hsu<sup>1,2</sup>

<sup>1</sup> National Taiwan University    <sup>2</sup> Mobile Drive Technology

## Abstract

Fair Active Learning (FAL) utilized active learning techniques to achieve high model performance with limited data and to reach fairness between sensitive groups (e.g., genders). However, the impact of the adversarial attack, which is vital for various safety-critical machine learning applications, is not yet addressed in FAL. Observing this, we introduce a novel task, **Fair Robust Active Learning (FRAL)**, integrating conventional FAL and adversarial robustness. FRAL requires ML models to leverage active learning techniques to jointly achieve equalized performance on benign data and equalized robustness against adversarial attacks between groups. In this new task, previous FAL methods generally face the problem of unbearable computational burden and ineffectiveness. Therefore, we develop a simple yet effective FRAL strategy by Joint INconsistency (JIN). To efficiently find samples that can boost the performance and robustness of disadvantaged groups for labeling, our method exploits the prediction inconsistency between benign and adversarial samples as well as between standard and robust models. Extensive experiments under diverse datasets and sensitive groups demonstrate that our method not only achieves fairer performance on benign samples but also obtains fairer robustness under white-box PGD attacks compared with existing active learning and FAL baselines. We are optimistic that FRAL would pave a new path for developing safe and robust ML research and applications such as facial attribute recognition in biometrics systems.

## Introduction

As machine learning (ML) plays an important role in various fairness-focused daily applications, such as credit scoring systems in banks, it has become a vital issue to make predictions from ML models independent of sensitive attributes (e.g. gender, race, and skin color) or to reduce the performance disparity between subpopulations (Calders and Verwer 2010; Martinez et al. 2020). Recently, in order to reduce the annotation effort for training a ML model, some studies (Shekhar et al. 2021; Anahideh et al. 2022; Sharaf et al. 2022; Abernethy et al. 2022) utilized *active learning* techniques to achieve fairness with limited annotation efforts called *Fair Active Learning (FAL)*. By actively sampling a small amount of manually labeled data with designed strategies, these practices can achieve high model performance and low prediction disparity between sensitive groups.

While existing FAL approaches simultaneously achieved cost-effectiveness and fairness, adversarial robustness, a critical safety issue of real-world ML applications, is not yet addressed. In fact, any ML application might face adversarial attacks when deployed and the unfairness issue might be amplified under adversarial settings (Xu et al. 2021). Therefore, we argue that in addition to achieving equalized performance on benign data between sensitive groups as in the FAL task, models utilizing active learning techniques also need to obtain equalized robustness to inputs perturbed by common adversarial attacks. Hence, we introduce a novel task integrating conventional FAL and adversarial robustness, named **Fair Robust Active Learning (FRAL)**.

FRAL is practical for many safety-critical and annotation-expensive applications in our society, such as cell identification in medical systems or facial attribute recognition in biometric models used to protect the safety and confidentiality of top institutions. As shown in Fig. 1, a facial attribute recognition model needs to achieve both fairness to different age groups and sufficient robustness to malicious adversarial perturbations. Nonetheless, obtaining large-scale labeled data to train this fair and robust model is usually costly and challenging. Therefore, to mitigate age disparity on benign and adversarial images as well as achieve high model performance with limited data, a system embedded with a FRAL method can come in handy.

In FRAL, we observe the defects of previous FAL approaches and design a novel data selection method. To elaborate, prior fairness-aware selection strategies (Anahideh et al. 2022; Sharaf et al. 2022) could not afford the expensive computation of adversarial training, while group-aware adaptive sampling approaches (Shekhar et al. 2021; Abernethy et al. 2022) could not effectively improve fairness metrics. Therefore, we develop a FRAL method by Joint INconsistency (JIN), exploiting the nature of adversarial training to achieve fairer performance and fairer robustness with limited computations.

We tackle FRAL with two critical metrics: standard inconsistency and robust inconsistency. First, we measure the standard inconsistency by the gap between the prediction distributions of standard and robust models on benign data. Specifically, we find the potential improvement of the robust model through the auxiliary supervised trained model and enhance the performance of the most disadvantaged group.

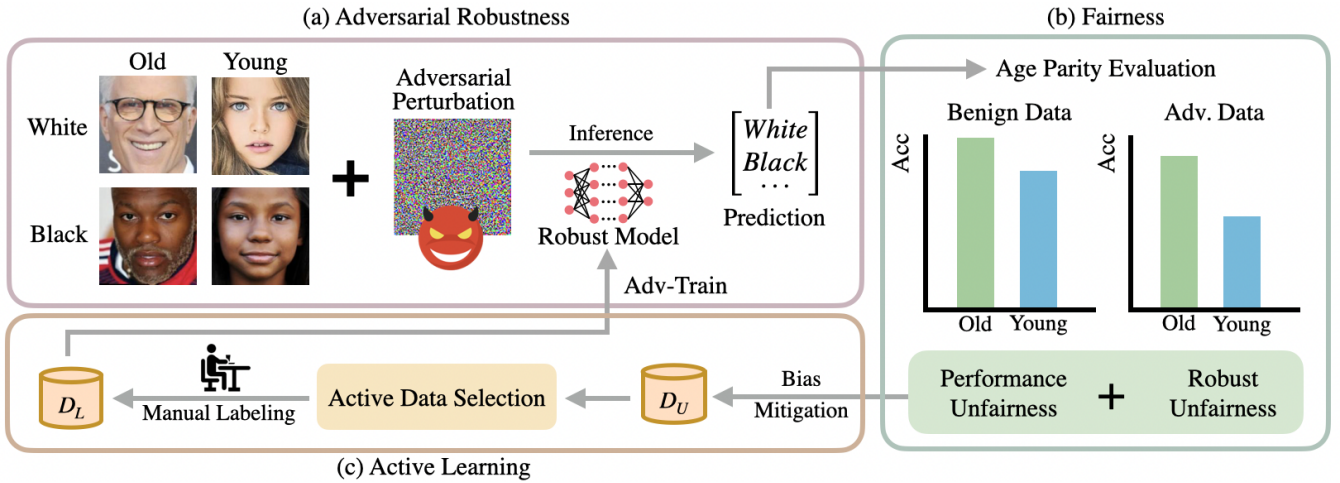


Figure 1: **A facial attribute recognition system combining adversarial robustness, fairness, and active learning.** (a) A robust classifier in this system is first adversarially trained with the current labeled dataset  $D_L$  against adversarial attacks. (b) However, the model might have performance unfairness on benign samples or robust unfairness on adversarially attacked images between the two age groups. (c) Thus, we iteratively acquire manual annotations of limited samples in the unlabeled pool  $D_U$  via specific active data selection strategy. After being trained with these new annotated data, the classifier can achieve better results on the underperforming (young) group, mitigating the issue of performance and robust unfairness (return to (a)).

Second, we obtain the robust inconsistency by the gap between the prediction distributions of benign and adversarial samples from robust models. In particular, we identify the samples of the at-risk groups to which the current model is most vulnerable.

We validate the effectiveness of our method under PGD attacks (Madry et al. 2018) in a wide variety of visual applications, including facial attribute recognition (Zhang et al. 2017), cell type identification (Tschandl et al. 2018), and object classification (Darlow et al. 2018). Also, we utilize several commonly used sensitive attributes in our experiments, including age, gender, and membership in a group. In various combinations, our JIN method outperforms conventional active learning and FAL approaches in equalized performance and equalized robustness. Additional in-depth analyses further demonstrate the effectiveness of all our proposed components and the generalization ability of our approach to various model architectures.

To sum up, our contribution is listed as follows: (i) We introduce a new task, Fair Robust Active Learning (FRAL), applicable to several safety-critical and annotation-expensive applications. (ii) We design a novel data selection strategy, called JIN, leveraging prediction inconsistencies between benign and adversarial samples as well as between the standard and robust model. (iii) Our method surpasses existing active learning and FAL baselines under multiple settings with different datasets and sensitive groups.

## Related Work

**Fairness in ML.** Fairness is a fundamental problem in the field of ML. Many prior works have pointed out that biases across sensitive groups are widely presented in ML models and datasets (Schnabel et al. 2016; Lambrecht et al. 2019; Raji et al. 2019; Karkkainen et al. 2021). Also, sev-

eral debiasing training strategies (Menon et al. 2018; Oneto et al. 2019; Ustun et al. 2019) are proposed to achieve fairness from different aspects, including making predictions independent of sensitive features (Calders and Verwer 2010; Dwork et al. 2012), yielding equal prediction odds on favored results (Hardt et al. 2016), or maximizing the accuracy for disadvantaged groups (Martinez et al. 2020). Recently, some practices discussed fairness under adversarial attacked scenarios or via actively collecting a small amount of data. We elaborate on these methods in the followings.

**Adversarial Robustness.** Research on adversarial robustness can be roughly divided into attack and defense. Adversarial attacks aim to generate adversarial samples misclassified by ML models by adding the least perturbations to benign data, while defensive approaches seek to enhance model robustness against such attacks. Common adversarial scenarios are black-box and white-box threat models based on knowing all or nothing of the victim’s ML model.

In the past few years, many classical attacks, such as FGSM (Goodfellow et al. 2015) and PGD (Madry et al. 2018), produced adversarial examples by back-propagating loss functions. On the other hand, defensive methods utilized obfuscating gradients (Athalye et al. 2018) or training with robust optimization (Madry et al. 2018; Zhang et al. 2019, 2021) to resist adversarial attacks.

Recently, few works considered the intersection of adversarial robustness and fairness. Some discussed the bias between classes in adversarial training and proposed a training framework to mitigate this issue (Xu et al. 2021); Others analyzed differences in robustness to adversarial samples between sensitive groups and developed a simple regularization method to address the problem (Nanda et al. 2021).

Parallel to these prior works of designing training algo-

gorithms, we delve into ways to achieve equalized performance and equalized robustness between groups via active data collection, which is more suitable for many real-world applications where manual annotations are difficult to obtain.

**Active Learning for Fairness.** Conventional active learning aims to attain high model performance by actively querying limited manual annotations. Common label acquisition strategies can be roughly divided into two types: model uncertainty and data diversity. In the past, uncertainty-based methods (Wang et al. 2014; Wang et al. 2016; Gal et al. 2016, 2017) collected data with the least model confidence for manual labeling, aiming to reduce model uncertainty after appending these data into training. Recently, some methods (Ash et al. 2020; Kirsch et al. 2019; Sener et al. 2018) increased the data diversity within a query batch, further improving the labeling efficiency.

More recently, several studies utilized active learning techniques to achieve fairness with limited labeled data named Fair Active Learning (FAL). Some analyzed the efficacy of existing uncertainty-based active sampling methods under fairness evaluations (Branchaud-Charron et al. 2021). Others designed fairness-aware data selection strategies by estimating expected unfairness reduction (Anahideh et al. 2022) or utilizing meta-learning (Sharaf et al. 2022). Still others developed adaptive sampling policies specifically for fairness with theoretical foundations (Shekhar et al. 2021; Abernethy et al. 2022). However, these works merely focused on fairness under full supervision manners.

To the best of our knowledge, we first introduce a practical yet challenging task combining FAL and adversarial robustness. In this task, prior FAL methods could not afford the computation burden of adversarial training (Anahideh et al. 2022; Sharaf et al. 2022) or struggle with fairness improvement (Shekhar et al. 2021; Abernethy et al. 2022). Thus, we propose an active selection method via prediction inconsistencies for the new task, which is also methodically different from previous active learning or FAL approaches.

## Method

### Problem Definition

In this work, we introduce a new research task combining Fair Active Learning (FAL) with adversarial robustness, called Fair Robust Active Learning (FRAL). The problem aims to reduce the performance inequity as well as the robustness inequality between sensitive groups by gradually querying manual annotations of a small number of samples.

Specifically, let  $x$  and  $y$  represent an input sample as well as a target label;  $z \in Z$  indicates a sensitive attribute or membership in a group. Taking the scenario in Fig. 1 as an example,  $x$  refers to a face image,  $y$  indicates a specific race, and  $z$  is an attribute belonging to  $Z = \{\text{Young, Old}\}$ . Assume we have a training set  $D$  composed of a small labeled set  $D_L = \{(x_i, y_i, z_i)\}_{i=1}^N$  and another unlabeled pool  $D_U = \{(x_j, z_j)\}_{j=1}^M$ . In FRAL, we initially train a robust deep learning model  $M_R : x \rightarrow y$  with  $D_L$  by adversarial training. Then, we iteratively acquire labels of few samples in  $D_U$  into training to achieve better fairness.

We utilize the minimax fairness rather than predictive disparities between groups as the major evaluation metric for the problem. Thus, all FRAL methods are required to achieve fairness by maximizing the performance and robustness of the worst-performing group rather than deliberately degrading that of other dominant groups (Diana et al. 2021). To elaborate, given a white-box adversarial attack function  $\mathcal{A}(x, \epsilon) \rightarrow \tilde{x}$  ( $\epsilon$  is a pre-defined maximum perturbation), a testing set  $D_T$ , and a robust deep learning model  $M_R$ , the fairness evaluation metrics are defined as follows:

$$\begin{aligned} \mathcal{F}_{std} &= \min_{z \in Z} \mathbb{P}\{M_R(x) = y \mid (x, y, z) \in D_T^z\}, \\ \mathcal{F}_{rob} &= \min_{z \in Z} \mathbb{P}\{M_R(\mathcal{A}(x, \epsilon)) = y \mid (x, y, z) \in D_T^z\}, \end{aligned} \quad (1)$$

where  $D_T^z$  is a subset of  $D_T$  with the same attribute  $z$ .

The term  $\mathcal{F}_{std}$  is used to evaluate equalized performance on benign samples and  $\mathcal{F}_{rob}$  is used to validate equalized robustness under white-box adversarial attacks.

### Fair Robust Active Learning by Joint Inconsistency

We further propose a simple yet effective FRAL method by Joint INconsistency (JIN), general for various model architectures and adversarial training strategies. Our pipeline consists of 5 main steps: (1) Initialize the robust model  $M_R$  with  $D_L$  by adversarial training. (2) Obtain the worst performing group using the validation set at the beginning of each active selection round. (3) Then, calculate the standard and robust inconsistency scores for samples belonging to the worst group. (4) Next, utilize the two inconsistency scores to select a small amount of data for label acquisition then update  $D_L$  and  $D_U$  accordingly. (5) Finally, perform adversarial fine-tuning and return to step 2 for a new round.

In the following, we elaborate on our standard inconsistency, robust inconsistency, and the label acquisition process in detail. The complete algorithm is provided in Algo. 1.

---

#### Algorithm 1: Fair Robust Active Learning by JIN

---

- 1: **Input:** training set  $D = \{D_L, D_U\}$ , validation set  $D_V$ , adversarial attacks  $\mathcal{A}$  with maximum perturbation range  $\epsilon$ , maximum active rounds  $K$ , and labeling budgets  $B$ .
  - 2: **Output:** A standard and robust fair neural network  $M_R$ .
  - 3: **Init:**  $M_R \leftarrow \text{Adv-TRAIN}(D_L, \epsilon)$
  - 4: **for**  $k \leftarrow 1$  **to**  $K$  **do**
  - 5:      $z^* \leftarrow \text{EVAL}(M_R, \mathcal{A}, \epsilon, D_V) \triangleright$  Get the worst group
  - 6:      $X \leftarrow \{x \mid (x, z) \in D_U \wedge z = z^*\}$
  - 7:      $I \leftarrow$  Get inconsistency scores for  $X$  via Eq. 2, 3, 4
  - 8:      $X^* \leftarrow \{x \mid x \in X \wedge I_x \text{ is of the top-} B \text{ values}\}$
  - 9:      $Y^* \leftarrow \text{Manual-Labeling}(X^*)$
  - 10:      $D_L \leftarrow D_L \cup \{(x, y, z^*) \mid x \in X^*, y \in Y^*\}$
  - 11:      $D_U \leftarrow D_U \setminus \{(x, z^*) \mid x \in X^*\}$
  - 12:      $M_R \leftarrow \text{Adv-TRAIN}(D_L, \epsilon)$
  - 13: **end for**
  - 14: **return**  $M_R$
-

**Standard Inconsistency.** In FRAL, one of our goals is to achieve equalized performance by acquiring annotations of limited samples, similar to past FAL. However, directly applying prior FAL practices to FRAL generally faces the problem of unbearable computational burden and ineffectiveness. Therefore, we develop an efficient and effective metric, called standard inconsistency, to estimate the contribution of each sample to the growth of  $\mathcal{F}_{std}$ .

Specifically, given a standard trained model  $M_S$  and an adversarial robust model  $M_R$ , the standard inconsistency  $I_{x_j}^{std}$  for a sample  $x_j$  is defined as the prediction disagreement between  $M_S$  and  $M_R$  on benign data:

$$I_{x_j}^{std} = D_{KL}(p(x_j, M_S) || p(x_j, M_R)), \quad (2)$$

where  $p(x, M)$  indicates the predicted probability distribution of sample  $x$  from the model  $M$  and  $D_{KL}(\cdot||\cdot)$  means KL-divergence between the two distributions.

The motivation of our design comes from a theory in adversarial robustness (Tsipras et al. 2019) that improving the robustness of ML models would sacrifice performance on benign data. Given the fact that  $M_S$  performs better than  $M_R$  on benign data, a simple way to enhance  $\mathcal{F}_{std}$ , *i.e.*, the performance of  $M_R$  on benign samples of the worst-group, is to make its predictive odds similar to  $M_S$ . To achieve the goal, we acquire labels of limited worst group samples with the top-ranked KL divergence between the two models for further training. With the property of adversarial training, our standard inconsistency metric is more effective and efficient than previous FAL methods requiring complex methods, like meta-learning, to estimate expected fairness increases.

As shown at the top of Fig. 2, for each active selection step, we first train an auxiliary standard model  $M_S$  under full supervision. Then, we obtain two predicted probability distributions for each unlabeled sample belonging to the most disadvantaged group by inferring  $M_S$  and  $M_R$ . Lastly, we calculate the standard inconsistency scores  $I^{std}$  for all samples. The scores will be used in the label acquisition process, which we will cover later.

**Robust Inconsistency.** In addition to achieving equalized performance, FRAL requires robust models to obtain equalized robustness  $\mathcal{F}_{rob}$  against adversarial attacks between sensitive groups, which is beyond the scope of FAL. To achieve the goal, we design the robust inconsistency metric  $I_{x_j}^{rob}$  for a sample  $x_j$  based on the prediction inconsistency of benign and adversarial samples from the robust model  $M_R$  as follows:

$$I_{x_j}^{rob} = D_{KL}(p(x_j, M_R) || p(A(x_j, \epsilon), M_R)). \quad (3)$$

The design also stems from the nature of adversarial robustness. As robustness is defined as the degree of prediction that is invariant to perturbations, we can improve  $\mathcal{F}_{rob}$  by making  $M_R$ 's predictions for adversarial samples of the worst group close to that for benign samples. Therefore, we select samples with large KL divergence in the predicted distribution of benign and adversarial samples from  $M_R$ . Then, we take these samples for labeling and further train the model with new annotated data.

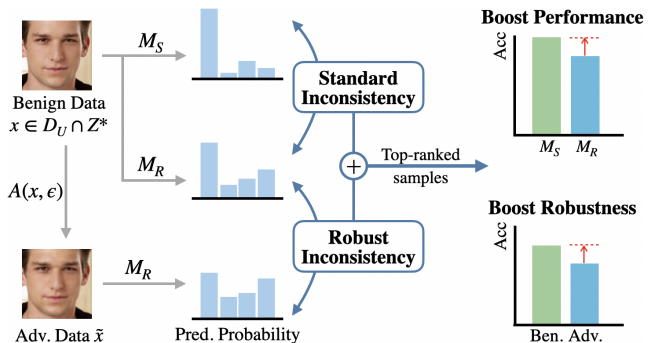


Figure 2: **The diagram of our proposed Joint INconsistency method (JIN).** The standard inconsistency metric measures the divergence between the predicted probability distribution of benign data from the standard model  $M_S$  and the robust model  $M_R$ . Similarly, the robust inconsistency estimates the divergence of two distributions between benign and adversarial samples from the robust model  $M_R$ . By acquiring labels of limited samples belonging to the worst-performing group with top-ranked inconsistency scores, the performance and robustness of the group can be enhanced, mitigating the unfairness issue.

As illustrated in Fig. 2 below, for each active selection step, we measure the robust inconsistency score  $I^{rob}$  for all data of the most vulnerable group. Similar to  $I^{std}$ , the robust inconsistency score  $I^{rob}$  is another important indicator for data selection described in the next paragraph.

**Label Acquisition.** As described above, the metrics  $I^{std}$  and  $I^{rob}$  are used to select samples that can boost the standard and robust fairness respectively. Thus, in order to simultaneously maximize  $\mathcal{F}_{std}$  and  $\mathcal{F}_{rob}$  with the least manual annotations, we simply take the sum of these two scores as our final inconsistency metric for active data selection as follows:

$$I_{x_j} = N(I_{x_j}^{std}) + N(I_{x_j}^{rob}), \quad (4)$$

where  $N(\cdot)$  is a normalization function that turns the value into an average of 0 and a standard deviation of 1.

After obtaining the score  $I$  for all samples belonging to the worst performing group, we acquire the labels of top-ranked samples until running out of labeling budgets. Next, we append these labeled data into  $D_L$  and remove them from  $D_U$ . Lastly, we fine-tune the model on the new annotated data by adversarial training and go to the next round.

## Experiments

### Experimental Settings

We describe the datasets, evaluation metrics, baselines, and training protocols in this section. Training details along with infrastructure are reported the supplementary material.

**Datasets.** We conduct experiments on three diverse datasets, including UTKFace (Zhang et al. 2017), CINIC-10 (Darlow et al. 2018) and HAM-10000 (Tschandl et al. 2018). For the UTKFace facial attribute dataset, we construct two sensitive

groups (young and old) with an age threshold of 30 years old and perform the four race classification. For the CINIC-10 dataset, integrated by CIFAR-10 and partial synthesized ImageNet, we classify ten objects and treat the membership in the two domains as sensitive attributes. For the HAM-10000 skin lesion dataset, we recognize seven different cell types and use genders as sensitive attributes. Details about data preprocessing are reported in the supplementary material.

**Evaluation Metrics.** We utilize minimax fairness (worst group performance) as the primary evaluation metric (Martinez et al. 2020). However, for a fair comparison with prior methods, we still include the prediction disparity metric (Verma et al. 2018). Also, we report the average group performance to see if there are serious fairness performance trade-offs. For the UTKFace and CINIC-10 datasets, we use average predicted accuracy to measure the performance. As for the HAM-10000 dataset, we adopt the F1-score, considering both precision and recall, as the performance evaluation metric following prior works (Sandler et al. 2018) on account of severe label imbalance.

**Training Protocol.** For all experiments, we utilize MobileNetV2 (Sandler et al. 2018) as the network backbone due to fast training and inference. For the attack scenario, we set the threat model as the PGD-5 attack with  $\ell_\infty = 4/255$  and step size  $\alpha = 2/255$ ; also, we trained our model with TRADES adversarial training (Zhang et al. 2019) using the same perturbation range. Note that in order to conquer serious label imbalance, we apply random oversampling when training models with HAM-10000 dataset.

As for the active learning setting, we perform an active data selection process for 5 rounds ( $K = 5$ ). For all three datasets, the original annotated dataset size  $|D_L|$  is set as 20% of the total number of samples in the whole dataset  $D$ . The labeling budget  $B$  for each round is set to 2% of  $|D|$ .

**Baselines.** We compare our designed JIN method with 8 active selection baselines. For conventional active learning strategies, we compared with random selection (RAND), uncertainty method (ENT) (Wang et al. 2014), diversity approach (CSET) (Sener et al. 2018), and hybrid strategy (BADGE) (Ash et al. 2020). As for FAL baselines, we compared with three adaptive sampling methods, including naive worst-group random selection (G-RAND), MinMax (Martinez et al. 2020), and OPT (Shekhar et al. 2021), as well as one fairness-aware strategy, FairAL (Anahideh et al. 2022). Note that we do not include PANDA (Sharaf et al. 2022), which leverages meta-learning for fairness-aware active selection, as a baseline because of huge computational cost.

## Main Results

Tab. 1 compares the effectiveness of all methods on three datasets. On the UTKFace and CINIC-10 datasets, the robust model favors the old group and samples belonging to CIFAR-10, respectively. The robust model trained on HAM-10000 does not necessarily favor males or females. On the three datasets, our proposed JIN method achieves the best minimax fairness and the lowest predictive disparity on most

tasks without degradation in average standard performance and adversarial robustness.

**Comparison to Active Learning.** Our JIN method outperforms RAND, CSET, and BADGE by more than one standard deviation in performance and robust fairness on most tasks, including higher worst-group scores and lower group disparities. As for the uncertainty-based approach (ENT), our method achieves significant advantages on two robust fairness metrics and a smaller lead on standard minimax fairness. This result demonstrates the limitations of traditional active learning in adversarially robust fairness. Besides, the ability of uncertainty-based active learning methods (ENT) to reduce standard unfairness in FRAL is also the same as previous research on FAL (Branchaud-Charron et al. 2021).

**Comparison to FAL #1: Group-aware Sampling.** Our method has significant performance advantages over group-aware adaptive sampling strategies (G-RAND, MinMax, OPT), including a lead of more than two standard deviations on the standard minimax fairness and a lead of nearly one standard deviation on the robust minimax fairness. Furthermore, compared to the original label-balanced dataset CINIC-10, our method achieves more benefits on two other datasets with severe label imbalance.

To investigate this issue, we draw the correlation between the label distribution and the per-class performance on the HAM-10000 dataset. As shown in Fig. 3 (a), our JIN method acquires more rare class samples belonging to the worst group, like “mel” (Melanoma). Thus, our method reaches better performance and robustness in most of these classes compared to initial adversarial training and G-RAND as shown in Fig. 3 (b). On the “nv” (melanocytic nevi) class with a smaller proportion in our labeled training data, we still achieve comparable results. The analyses demonstrate that these adaptive sampling methods cannot effectively improve fairness on datasets with uneven label distribution.

**Comparison to FAL #2: Fairness-aware Selection.** Our method surpasses FairAL, which estimates the expected fairness increase for each sample, by more than one standard deviation on robust fairness. The remarkable improvement in robust fairness not only suggests the limitations of applying prior FAL methods to FRAL but also demonstrates the efficacy of our JIN method, especially the robust inconsistency. As for the standard fairness, our method is still superior to FairAL by more than 1% minimax fairness on the CINIC-10 and HAM-10000 datasets and achieves remarkably lower predictive disparity on the UTKFace dataset. Besides, the high computational budgets required by FairAL are a major disadvantage, which will be explained as follows.

**Comparison on Computations.** In addition to performance comparisons, we analyze the computations of different active data selection methods as shown in Tab. 2. Evidently, the uncertainty-based active learning method (ENT) and the worst-group random sampling (G-RAND) require low computations. Compared to them, our method takes more time due to relying on an auxiliary model trained under full su-



UTKFace Four Race Classification (sensitive groups: {Young, Old})							
Methods	Standard Accuracy (%)			Robust Accuracy (%)			
	Worst ( $\uparrow$ )	Disparity ( $\downarrow$ )	Grp. Avg. ( $\uparrow$ )	Worst ( $\uparrow$ )	Disparity ( $\downarrow$ )	Grp. Avg. ( $\uparrow$ )	
Initialization	67.58 $\pm$ 0.30	5.38 $\pm$ 0.25	70.27 $\pm$ 0.31	52.98 $\pm$ 0.08	7.26 $\pm$ 0.31	56.61 $\pm$ 0.06	
AL	RAND	70.57 $\pm$ 0.21	4.32 $\pm$ 0.03	72.73 $\pm$ 0.21	55.63 $\pm$ 0.06	7.71 $\pm$ 0.02	59.49 $\pm$ 0.07
	ENT	74.10 $\pm$ 0.79	2.45 $\pm$ 0.48	75.33 $\pm$ 0.56	56.94 $\pm$ 0.64	6.60 $\pm$ 0.33	60.25 $\pm$ 0.56
	CSET	71.44 $\pm$ 0.46	3.47 $\pm$ 0.52	73.31 $\pm$ 0.21	56.55 $\pm$ 0.19	6.42 $\pm$ 0.49	59.76 $\pm$ 0.05
	BADGE	72.63 $\pm$ 0.20	3.53 $\pm$ 0.23	74.31 $\pm$ 0.13	56.94 $\pm$ 0.40	6.07 $\pm$ 0.20	59.98 $\pm$ 0.50
FAL	G-RAND	72.37 $\pm$ 0.32	2.15 $\pm$ 0.26	73.45 $\pm$ 0.23	56.60 $\pm$ 0.04	6.07 $\pm$ 0.33	59.63 $\pm$ 0.13
	MinMax	71.35 $\pm$ 0.24	3.27 $\pm$ 0.28	72.98 $\pm$ 0.20	56.95 $\pm$ 0.22	6.59 $\pm$ 0.12	60.25 $\pm$ 0.21
	OPT	71.99 $\pm$ 0.31	2.76 $\pm$ 0.23	73.37 $\pm$ 0.20	57.09 $\pm$ 0.33	6.11 $\pm$ 0.19	60.15 $\pm$ 0.24
	FairAL	74.74 $\pm$ 0.31	2.20 $\pm$ 0.13	<b>75.84<math>\pm</math>0.25</b>	56.94 $\pm$ 0.16	6.64 $\pm$ 0.17	<b>60.47<math>\pm</math>0.07</b>
FRAL	<b>JIN</b>	<b>75.07<math>\pm</math>0.53</b>	<b>1.35<math>\pm</math>0.09</b>	75.74 $\pm$ 0.49	<b>57.39<math>\pm</math>0.10</b>	<b>5.69<math>\pm</math>0.30</b>	60.10 $\pm$ 0.25

CINIC-10 Object Classification (sensitive groups: {CIFAR-10, ImageNet})							
Methods	Standard Accuracy (%)			Robust Accuracy (%)			
	Worst ( $\uparrow$ )	Disparity ( $\downarrow$ )	Grp. Avg. ( $\uparrow$ )	Worst ( $\uparrow$ )	Disparity ( $\downarrow$ )	Grp. Avg. ( $\uparrow$ )	
Initialization	52.53 $\pm$ 0.17	12.48 $\pm$ 0.21	58.77 $\pm$ 0.40	31.29 $\pm$ 0.11	10.64 $\pm$ 0.23	36.61 $\pm$ 0.03	
AL	RAND	55.53 $\pm$ 0.53	12.14 $\pm$ 0.55	61.60 $\pm$ 0.61	37.01 $\pm$ 0.43	11.43 $\pm$ 0.37	42.73 $\pm$ 0.60
	ENT	56.23 $\pm$ 0.52	11.30 $\pm$ 0.39	61.88 $\pm$ 0.64	36.29 $\pm$ 0.40	10.52 $\pm$ 0.42	41.55 $\pm$ 0.51
	CSET	55.28 $\pm$ 0.44	12.94 $\pm$ 0.51	61.75 $\pm$ 0.52	36.73 $\pm$ 0.27	12.22 $\pm$ 0.52	<b>42.74<math>\pm</math>0.39</b>
	BADGE	55.86 $\pm$ 0.38	11.96 $\pm$ 0.44	61.84 $\pm$ 0.37	36.66 $\pm$ 0.30	11.04 $\pm$ 0.38	42.18 $\pm$ 0.29
FAL	G-RAND	55.56 $\pm$ 0.43	<b>10.76<math>\pm</math>0.61</b>	60.94 $\pm$ 0.66	36.71 $\pm$ 0.35	10.02 $\pm$ 0.41	41.72 $\pm$ 0.59
	MinMax	55.52 $\pm$ 0.49	11.32 $\pm$ 0.63	61.22 $\pm$ 0.60	36.69 $\pm$ 0.46	10.52 $\pm$ 0.53	41.95 $\pm$ 0.47
	OPT	55.78 $\pm$ 0.33	10.90 $\pm$ 0.37	61.23 $\pm$ 0.49	36.90 $\pm$ 0.29	9.96 $\pm$ 0.36	41.88 $\pm$ 0.50
	FairAL	56.35 $\pm$ 0.45	10.98 $\pm$ 0.44	61.84 $\pm$ 0.58	36.25 $\pm$ 0.29	10.40 $\pm$ 0.33	41.45 $\pm$ 0.37
FRAL	<b>JIN</b>	<b>57.37<math>\pm</math>0.67</b>	11.16 $\pm$ 0.52	<b>62.95<math>\pm</math>0.68</b>	<b>37.10<math>\pm</math>0.45</b>	<b>9.84<math>\pm</math>0.45</b>	42.02 $\pm$ 0.48

HAM-10000 Skin Lesion Identification (sensitive groups: {Male, Female})							
Methods	Standard F1-score (%)			Robust F1-score (%)			
	Worst ( $\uparrow$ )	Disparity ( $\downarrow$ )	Grp. Avg. ( $\uparrow$ )	Worst ( $\uparrow$ )	Disparity ( $\downarrow$ )	Grp. Avg. ( $\uparrow$ )	
Initialization	37.37 $\pm$ 0.76	3.62 $\pm$ 0.51	39.18 $\pm$ 0.76	15.84 $\pm$ 0.22	1.92 $\pm$ 0.49	16.80 $\pm$ 0.31	
AL	RAND	40.20 $\pm$ 0.24	6.02 $\pm$ 0.93	43.21 $\pm$ 0.58	19.72 $\pm$ 0.50	2.26 $\pm$ 0.20	20.85 $\pm$ 0.44
	ENT	44.34 $\pm$ 1.14	6.25 $\pm$ 0.85	<b>47.46<math>\pm</math>1.54</b>	20.11 $\pm$ 0.51	3.32 $\pm$ 0.70	21.78 $\pm$ 0.20
	CSET	41.89 $\pm$ 0.65	3.70 $\pm$ 0.88	43.75 $\pm$ 0.56	19.86 $\pm$ 0.91	2.73 $\pm$ 0.57	21.22 $\pm$ 1.19
	BADGE	43.28 $\pm$ 1.00	3.52 $\pm$ 0.46	45.04 $\pm$ 0.83	20.07 $\pm$ 0.22	2.39 $\pm$ 0.39	21.27 $\pm$ 0.29
FAL	G-RAND	36.15 $\pm$ 1.37	3.46 $\pm$ 0.61	37.88 $\pm$ 1.67	16.65 $\pm$ 0.36	2.85 $\pm$ 0.89	18.07 $\pm$ 0.66
	MinMax	37.21 $\pm$ 1.21	3.59 $\pm$ 0.86	39.00 $\pm$ 1.46	16.68 $\pm$ 0.83	2.17 $\pm$ 0.80	17.77 $\pm$ 0.72
	OPT	35.53 $\pm$ 1.45	4.88 $\pm$ 1.68	37.98 $\pm$ 0.64	17.32 $\pm$ 0.38	<b>1.88<math>\pm</math>0.38</b>	18.26 $\pm$ 0.39
	FairAL	43.65 $\pm$ 0.99	3.53 $\pm$ 0.77	45.42 $\pm$ 0.68	19.64 $\pm$ 0.54	2.44 $\pm$ 0.81	20.86 $\pm$ 0.83
FRAL	<b>JIN</b>	<b>44.98<math>\pm</math>1.41</b>	<b>2.96<math>\pm</math>0.58</b>	46.46 $\pm$ 1.48	<b>21.95<math>\pm</math>0.91</b>	2.28 $\pm$ 0.66	<b>23.09<math>\pm</math>1.16</b>

Table 1: Comparison with various active data selection methods on three diverse datasets with different sensitive attributes. To ensure the reliability of the experimental results, for each setting, we conduct three experiments with different random seeds and report the average and standard deviation scores. The result demonstrates that our FRAL method improves the most standard and robust performance in the worst group on all tasks.

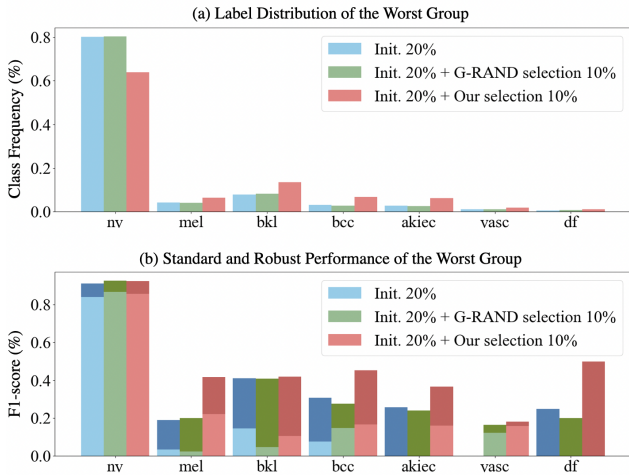


Figure 3: **Correlation between label distribution and the performance of the worst group on the HAM-10000 dataset.** (a) shows the label distribution of the initial data and the labeled data after applying G-RAND and our method. (b) shows the per-class performance of the model trained under three different label distributions. The short light bars indicate robust performance, while the longer bars with extended dark sections represent standard performance.

pervision. However, we achieve significantly better fairness than theirs on the three datasets and the required computations are less than 30% of the adversarial training.

Besides, in Tab. 2, while FairAL takes the longest time among the four active selection methods, its fairness performance is still inferior to ours. On the CINIC-10 dataset, FairAL even took more than twice as long as adversarial training for data selection, confirming that this approach is impractical for real-world applications. The main reason for such a long time is that the CINIC-10 has a large number of samples, which causes FairAL to spend more time on estimating the potential fairness increase for each sample via adversarial finetuning.

Methods	UTKFace	CINIC-10	HAM-10000
Init. AT	1h 4m 26s	1h 9m 31s	1h 22m 7s
ENT	14s	45s	12s
G-RAND	1m 5s	2m 17s	18s
FairAL	39m 47s	2h 21m 29s	19m 55s
<b>JIN</b>	<b>10m 29s</b>	<b>19m 46s</b>	<b>15m 40s</b>

Table 2: **Computational costs of different active selection strategies.** ENT and G-RAND require low computational cost but obtain poor performance, while FairAL has better performance but takes a lot of time. Our data selection method (JIN) achieves the best performance and robust fairness among all methods with affordable computational cost.

To conclude, in FRAL, our proposed data selection strategy, JIN, achieves significantly better results in standard and robust fairness compared to conventional active learning approaches and two types of prior FAL methods. Also, our method requires affordable computational cost.

## Discussions

In addition to the main comparison in Tab. 1, we conduct in-depth experiments on the UTKFace dataset. Below we verify the effectiveness of the proposed components and show that our method is applicable to different deep neural networks.

**Ablation Studies.** Tab. 3 shows the efficacy of our proposed standard and robust inconsistency metrics. As shown in a comparison of the first and the second row, the standard and robust inconsistency effectively enhance standard performance and adversarial robustness in the worst group and on average, respectively. In the third row, where the two metrics are used together, we observe a large improvement in the worst group and average robustness, but only a small drop in standard performance. This result suggests that using the two metrics is the optimal strategy to achieve both equalized performance and equalized robustness in FRAL.

	STD. Acc. (%)		Rob. Acc. (%)	
	Worst ( $\uparrow$ )	Avg. ( $\uparrow$ )	Worst ( $\uparrow$ )	Avg. ( $\uparrow$ )
S	<b>75.18±0.47</b>	<b>75.84±0.27</b>	56.53±0.08	59.30±0.11
R	72.89±0.30	74.31±0.26	56.89±0.19	59.94±0.04
<b>S+R</b>	75.07±0.53	75.74±0.49	<b>57.39±0.10</b>	<b>60.10±0.25</b>

Table 3: **Ablation studies on the UTKFace dataset.** The letters S and R stand for standard and robust inconsistency, respectively.

**Generalization on various model architectures.** We conduct experiments using ResNet18 model architecture (He et al. 2016) under the same training protocol. As shown in Tab. 4, our method surpasses all representative baselines on worst-group performance and robustness. Besides, the phenomenon that FairAL enhances the standard performance on the worst group but fails to improve the robustness is identical to Tab. 1. Overall, the results confirm that our method is applicable to various deep learning networks.

	STD. Acc. (%)		Rob. Acc. (%)	
	Worst ( $\uparrow$ )	Avg. ( $\uparrow$ )	Worst ( $\uparrow$ )	Avg. ( $\uparrow$ )
Init. AT	64.80±1.79	67.46±1.39	51.48±0.41	56.42±0.23
RAND	70.86±1.46	72.83±1.01	55.40±1.36	59.52±0.81
ENT	73.30±1.07	74.67±0.93	56.03±0.80	60.30±0.40
G-RAND	72.71±0.78	73.47±0.54	56.69±0.67	59.71±0.36
FairAL	74.28±0.60	75.41±0.35	56.80±0.46	<b>60.68±0.35</b>
<b>JIN</b>	<b>75.38±0.66</b>	<b>75.58±0.61</b>	<b>57.75±0.69</b>	60.42±0.25

Table 4: **Results on the UTKFace dataset using the ResNet18 model.** The experimental results in Tab. 1 and this table confirm that our method achieves advantages over prior active learning or FAL baselines across model architectures.

## Conclusion

We introduce a new task, Fair Robust Active Learning (FRAL), for several safety-critical and annotation-expensive ML applications in our society. Furthermore, we develop a simple yet effective active data selection method by Joint INconsistency, called JIN, to enhance performance and adversarial robust fairness between sensitive groups.

## Acknowledgement

This work was supported in part by the National Science and Technology Council, under Grant MOST 110-2634-F-002-051 and MOST 110-2222-E-002-014-MY3, as well as Mobile Drive Technology Co., Ltd (MobileDrive). We are grateful to the National Center for High-performance Computing.

## References

- Abernethy, J. D.; Awasthi, P.; Kleindessner, M.; Morgenstern, J.; Russell, C.; and Zhang, J. 2022. Active Sampling for Min-Max Fairness. In Chaudhuri, K.; Jegelka, S.; Song, L.; Szepesvari, C.; Niu, G.; Sabato, S.; et al., eds., *Proceedings of the 39th International Conference on Machine Learning*, volume 162 of *Proceedings of Machine Learning Research*, 53–65. PMLR.
- Anahideh, H.; Asudeh, A.; Thirumuruganathan, S.; et al. 2022. Fair active learning. *Expert Systems with Applications*, 199: 116981.
- Ash, J. T.; Zhang, C.; Krishnamurthy, A.; Langford, J.; and Agarwal, A. 2020. Deep Batch Active Learning by Diverse, Uncertain Gradient Lower Bounds. In *ICLR*.
- Athalye, A.; Carlini, N.; Wagner, D.; et al. 2018. Obfuscated gradients give a false sense of security: Circumventing defenses to adversarial examples. In *International conference on machine learning*, 274–283. PMLR.
- Branchaud-Charron, F.; Atighehchian, P.; Rodríguez, P.; Abuhamad, G.; Lacoste, A.; et al. 2021. Can Active Learning Preemptively Mitigate Fairness Issues? *arXiv preprint arXiv:2104.06879*.
- Calders, T.; and Verwer, S. 2010. Three naive Bayes approaches for discrimination-free classification. *Data mining and knowledge discovery*, 21(2): 277–292.
- Darlow, L. N.; Crowley, E. J.; Antoniou, A.; Storkey, A. J.; et al. 2018. Cinc-10 is not imagenet or cifar-10. *arXiv preprint arXiv:1810.03505*.
- Diana, E.; Gill, W.; Kearns, M.; Kenthapadi, K.; and Roth, A. 2021. Minimax group fairness: Algorithms and experiments. In *Proceedings of the 2021 AAAI/ACM Conference on AI, Ethics, and Society*, 66–76.
- Dwork, C.; Hardt, M.; Pitassi, T.; Reingold, O.; and Zemel, R. 2012. Fairness through awareness. In *Proceedings of the 3rd innovations in theoretical computer science conference*, 214–226.
- Gal, Y.; Ghahramani, Z.; others; et al. 2016. Dropout as a bayesian approximation: Representing model uncertainty in deep learning. In *international conference on machine learning*, 1050–1059.
- Gal, Y.; Islam, R.; Ghahramani, Z.; et al. 2017. Deep Bayesian Active Learning with Image Data. In *International Conference on Machine Learning*, 1183–1192.
- Goodfellow, I. J.; Shlens, J.; Szegedy, C.; et al. 2015. Explaining and Harnessing Adversarial Examples. In Bengio, Y.; and LeCun, Y., eds., *3rd International Conference on Learning Representations, ICLR 2015, San Diego, CA, USA, May 7-9, 2015, Conference Track Proceedings*.
- Hardt, M.; Price, E.; Srebro, N.; et al. 2016. Equality of opportunity in supervised learning. In *Advances in neural information processing systems*, 3315–3323.
- He, K.; Zhang, X.; Ren, S.; Sun, J.; et al. 2016. Deep residual learning for image recognition. In *Proceedings of the IEEE conference on computer vision and pattern recognition*, 770–778.
- Karkkainen, K.; Joo, J.; others; et al. 2021. FairFace: Face Attribute Dataset for Balanced Race, Gender, and Age for Bias Measurement and Mitigation. In *Proceedings of the IEEE/CVF Winter Conference on Applications of Computer Vision*, 1548–1558.
- Kirsch, A.; van Amersfoort, J.; Gal, Y.; et al. 2019. Batchbald: Efficient and diverse batch acquisition for deep bayesian active learning. In *Advances in Neural Information Processing Systems*, 7026–7037.
- Lambrech, A.; Tucker, C.; others; et al. 2019. Algorithmic bias? An empirical study of apparent gender-based discrimination in the display of STEM career ads. *Management science*, 65(7): 2966–2981.
- Madry, A.; Makelov, A.; Schmidt, L.; Tsipras, D.; and Vladu, A. 2018. Towards Deep Learning Models Resistant to Adversarial Attacks. In *International Conference on Learning Representations*.
- Martinez, N.; Bertran, M.; Sapiro, G.; et al. 2020. Minimax pareto fairness: A multi objective perspective. In *International Conference on Machine Learning*, 6755–6764. PMLR.
- Menon, A. K.; Williamson, R. C.; others; et al. 2018. The cost of fairness in binary classification. In *Conference on Fairness, Accountability and Transparency*, 107–118. PMLR.
- Nanda, V.; Dooley, S.; Singla, S.; Feizi, S.; and Dickerson, J. P. 2021. Fairness through robustness: Investigating robustness disparity in deep learning. In *Proceedings of the 2021 ACM Conference on Fairness, Accountability, and Transparency*, 466–477.
- Oneto, L.; Doninini, M.; Elders, A.; and Pontil, M. 2019. Taking advantage of multitask learning for fair classification. In *Proceedings of the 2019 AAAI/ACM Conference on AI, Ethics, and Society*, 227–237.
- Raji, I. D.; Buolamwini, J.; others; et al. 2019. Actionable auditing: Investigating the impact of publicly naming biased performance results of commercial ai products. In *Proceedings of the 2019 AAAI/ACM Conference on AI, Ethics, and Society*, 429–435.
- Sandler, M.; Howard, A.; Zhu, M.; Zhmoginov, A.; and Chen, L.-C. 2018. Mobilenetv2: Inverted residuals and linear bottlenecks. In *Proceedings of the IEEE conference on computer vision and pattern recognition*, 4510–4520.
- Schnabel, T.; Swaminathan, A.; Singh, A.; Chandak, N.; and Joachims, T. 2016. Recommendations as treatments: Debiasing learning and evaluation. In *international conference on machine learning*, 1670–1679. PMLR.
- Sener, O.; Savarese, S.; others; et al. 2018. Active Learning for Convolutional Neural Networks: A Core-Set Approach. In *International Conference on Learning Representations*.



Sharaf, A.; Daume III, H.; Ni, R.; et al. 2022. Promoting fairness in learned models by learning to active learn under parity constraints. In *2022 ACM Conference on Fairness, Accountability, and Transparency*, 2149–2156.

Shekhar, S.; Fields, G.; Ghavamzadeh, M.; Javidi, T.; et al. 2021. Adaptive Sampling for Minimax Fair Classification. *Advances in Neural Information Processing Systems*, 34.

Tschandl, P.; Rosendahl, C.; Kittler, H.; et al. 2018. The HAM10000 dataset, a large collection of multi-source dermatoscopic images of common pigmented skin lesions. *Scientific data*, 5(1): 1–9.

Tsipras, D.; Santurkar, S.; Engstrom, L.; Turner, A.; and Madry, A. 2019. Robustness May Be at Odds with Accuracy. In *International Conference on Learning Representations*.

Ustun, B.; Liu, Y.; Parkes, D.; et al. 2019. Fairness without harm: Decoupled classifiers with preference guarantees. In *International Conference on Machine Learning*, 6373–6382. PMLR.

Verma, S.; Rubin, J.; others; et al. 2018. Fairness definitions explained. In *2018 IEEE/ACM International Workshop on Software Fairness (Fairware)*, 1–7. IEEE.

Wang, D.; Shang, Y.; others; et al. 2014. A new active labeling method for deep learning. In *2014 International Joint Conference on Neural Networks (IJCNN)*, 112–119.

Wang, K.; Zhang, D.; Li, Y.; Zhang, R.; and Lin, L. 2016. Cost-effective active learning for deep image classification. *IEEE Transactions on Circuits and Systems for Video Technology*, 27(12): 2591–2600.

Xu, H.; Liu, X.; Li, Y.; Jain, A.; and Tang, J. 2021. To be robust or to be fair: Towards fairness in adversarial training. In *International Conference on Machine Learning*, 11492–11501. PMLR.

Zhang, H.; Yu, Y.; Jiao, J.; Xing, E.; Ghaoui, L. E.; and Jordan, M. 2019. Theoretically Principled Trade-off between Robustness and Accuracy. In Chaudhuri, K.; and Salakhutdinov, R., eds., *Proceedings of the 36th International Conference on Machine Learning*, volume 97 of *Proceedings of Machine Learning Research*, 7472–7482. PMLR.

Zhang, J.; Zhu, J.; Niu, G.; Han, B.; Sugiyama, M.; and Kankanhalli, M. 2021. Geometry-aware Instance-reweighted Adversarial Training. In *International Conference on Learning Representations*.

Zhang, Z.; Song, Y.; Qi, H.; et al. 2017. Age progression/regression by conditional adversarial autoencoder. In *Proceedings of the IEEE conference on computer vision and pattern recognition*, 5810–5818.

# Supplementary Material for “Fair Robust Active Learning by Joint Inconsistency”

Tsung-Han Wu<sup>1</sup>, Shang-Tse Chen<sup>1</sup>, and Winston H. Hsu<sup>1,2</sup>

<sup>1</sup> National Taiwan University    <sup>2</sup> Mobile Drive Technology

## Implementation Details

We introduce our computing infrastructure, dataset preprocessing, and training details in this section.

### Computing Infrastructure

All experiments are conducted on an 8-core CPU personal computer with an NVIDIA RTX3090 GPU. Besides, the computational comparison shown in Tab. 2 in the main paper is evaluated on this machine.

### Dataset Preprocessing

**UTKFace.** We conducted the four race (White, Black, Asian, and Indian) classification problem (Karkkainen et al. 2021) and utilize age as the sensitive attribute on this dataset. In our preprocessing pipeline, we first filter out face photos belonging to the “Other” race. Then, we put an age-related attribute tag on each photo based on the provided age metadata. Specifically, we nearly evenly partition all faces into two groups, Young and Old, with the threshold of 30 years old. Finally, we split the data into training and testing sets with a ratio of 7 : 3. We train the network with resized images,  $112 \times 112$ , for speed consideration.

**CINIC-10.** We conducted the official ten objects classification problem (Darlow et al. 2018) and utilize the membership in a particular domain (CIFAR-10 or ImageNet) as the sensitive attribute on this dataset. The training and testing set in our experiments are identical to the official split. We train the network with the original image size,  $32 \times 32$ .

**HAM-10000.** We conducted the official seven cell type classification problem (Tschandl et al. 2018) and utilize genders as sensitive attributes on this dataset. In our preprocessing pipeline, we first filter out duplicated images and samples without a corresponding sex attribute. Then, we split the data into training and testing sets with a ratio of 7 : 3. We train the network with resized images,  $112 \times 112$ , for speed consideration.

**Initial Labeled Data in Active Learning.** We randomly and uniformly select 20% of the data in the training set as the initial labeled set, and treat the other 80% as the unlabeled data pool. We have confirmed that the data distribution of the partitioned two subsets are similar to the original distribution.

## Training Details

The overall framework of our proposed Joint INconsistency method (JIN) is provided in Algo. 1 in the main paper. Here we focus on the more detailed model training process, including the implementation of attack and defense methods as well as a conventional deep neural network pipeline.

**Adversarial Attack and Defense.** We utilize the python foolbox package (Rauber, Brendel, and Bethge 2017) to achieve the PGD adversarial attacks in all our experiments. Likewise, in all experiments, we implement the TRADES adversarial training (Zhang et al. 2019) while directly leveraging the official GitHub repository<sup>1</sup>.

**Deep Neural Network Pipeline.** In the following, we elaborate on our deep neural network adversarial training and fine-tuning pipeline (corresponding to the “Adv-Train” in Algo. 1 of the main paper). For three datasets, we leverage the SGD optimizer to train our model with an initial learning rate of  $\gamma$ , a momentum of  $\mu$ , and a weight decay  $\lambda$ . For each active learning iteration, we adversarially train the model for  $E$  epochs with a batch size of  $B$ . To make the whole training pipeline stable, we utilize the cosine annealing learning rate scheduler with a warm-up stage of initial  $E_w$  epochs.

For the UTKFace dataset, we set  $\gamma = 0.1$ ,  $\mu = 0.9$ ,  $\lambda = 2e-4$ ,  $E = 70$ ,  $E_w = 10$ , and  $B = 32$ . For the CINIC-10 dataset, we set  $\gamma = 0.1$ ,  $\mu = 0.9$ ,  $\lambda = 2e-4$ ,  $E = 100$ ,  $E_w = 10$  and  $B = 64$ . For the HAM-10000 dataset, we set  $\gamma = 0.02$ ,  $\mu = 0.9$ ,  $\lambda = 2e-4$ ,  $E = 50$ ,  $E_w = 5$  and  $B = 32$ . Note that for a fair comparison, all models used in our experiments are not pre-trained.

## More Discussions

In the main text, we compare the performance of our proposed joint inconsistency method (JIN) with active learning and the FAL baselines. However, unlike traditional active learning approaches sampling from the whole unlabeled set, our method first estimate the worst group and select data from it to boost fairness metrics. Therefore, to ensure a fair comparison, we conduct further experiments on the UTK-Face dataset to compare our JIN method with the best active

<sup>1</sup><https://github.com/yaodongyu/TRADES>

learning approach (ENT) with only sampling data from the worst group, called G-ENT. The result is shown in Tab. 1.

	STD. Acc. (%)		Rob. Acc. (%)	
	Worst ( $\uparrow$ )	Avg. ( $\uparrow$ )	Worst ( $\uparrow$ )	Avg. ( $\uparrow$ )
ENT	74.10 $\pm$ 0.79	75.33 $\pm$ 0.56	56.94 $\pm$ 0.64	<b>60.25<math>\pm</math>0.56</b>
G-ENT	68.14 $\pm$ 0.62	70.56 $\pm$ 0.44	54.89 $\pm$ 0.32	58.85 $\pm$ 0.37
<b>JIN</b>	<b>75.07<math>\pm</math>0.53</b>	<b>75.74<math>\pm</math>0.49</b>	<b>57.39<math>\pm</math>0.10</b>	60.10 $\pm$ 0.25

Table 1: More comparison on the UTKFace dataset.

The result shows that G-ENT even performs worse than the original ENT, including the worst group performance as well as the average performance. We gauge that the phenomenon may be due to sampling bias. Overall, in the experimental setting where only the worst group data are selected, our method still outperforms the best active learning method (ENT), demonstrating the effectiveness of our JIN method.

## References

- Darlow, L. N.; Crowley, E. J.; Antoniou, A.; Storkey, A. J.; et al. 2018. Cinic-10 is not imagenet or cifar-10. *arXiv preprint arXiv:1810.03505*.
- Karkkainen, K.; Joo, J.; others; et al. 2021. FairFace: Face Attribute Dataset for Balanced Race, Gender, and Age for Bias Measurement and Mitigation. In *Proceedings of the IEEE/CVF Winter Conference on Applications of Computer Vision*, 1548–1558.
- Rauber, J.; Brendel, W.; and Bethge, M. 2017. Foolbox: A Python toolbox to benchmark the robustness of machine learning models. In *Reliable Machine Learning in the Wild Workshop, 34th International Conference on Machine Learning*.
- Tschandl, P.; Rosendahl, C.; Kittler, H.; et al. 2018. The HAM10000 dataset, a large collection of multi-source dermatoscopic images of common pigmented skin lesions. *Scientific data*, 5(1): 1–9.
- Zhang, H.; Yu, Y.; Jiao, J.; Xing, E.; Ghaoui, L. E.; and Jordan, M. 2019. Theoretically Principled Trade-off between Robustness and Accuracy. In Chaudhuri, K.; and Salakhutdinov, R., eds., *Proceedings of the 36th International Conference on Machine Learning*, volume 97 of *Proceedings of Machine Learning Research*, 7472–7482. PMLR.