

Learning from Mixed Datasets: A Monotonic Image Quality Assessment Model

Zhaopeng Feng,¹ Keyang Zhang,² Shuyue Jia,³ Baoliang Chen,³ and Shiqi Wang³

¹*School of Mechanical Engineering and Automation, Harbin Institute of Technology, Shenzhen, China*

²*Department of Electrical Engineering, City University of Hong Kong, Hong Kong SAR*

³*Department of Computer Science, City University of Hong Kong, Hong Kong SAR*

Email: shiqiwan@cityu.edu.hk

Deep learning based image quality assessment (IQA) models usually learn to predict image quality from a single dataset, leading the model to overfit specific scenes. To account for this, mixed datasets training can be an effective way to enhance the generalization capability of the model. However, it is nontrivial to combine different IQA datasets, as their quality evaluation criteria, score ranges, view conditions, as well as subjects are usually not shared during the image quality annotation. In this paper, instead of aligning the annotations, we propose a monotonic neural network for IQA model learning with different datasets combined. In particular, our model consists of a dataset-shared quality regressor and several dataset-specific quality transformers. The quality regressor aims to obtain the perceptual qualities of each dataset while each quality transformer maps the perceptual qualities to the corresponding dataset annotations with their monotonicity maintained. The experimental results verify the effectiveness of the proposed learning strategy and our code is available at <https://github.com/fzp0424/MonotonicIQA>.

Introduction: Image quality assessment (IQA) model which aims to provide image quality objectively has been widely used as a key component in various computer vision tasks [1–3]. Popular IQA models can be classified into full-reference IQA (FR-IQA) models and no-reference (NR-IQA) models, depending on whether the reference image is available. FR-IQA models can be dated back to the 1970s when the signal fidelity measures are adopted for quality prediction, such as Peak Signal-to-Noise Ratio (PSNR), Structural Similarity Index (SSIM) [4], and Multiscale SSIM (MS-SSIM) [5]. Compared with FR-IQA, NR-IQA is regarded as a more challenging task due to the lack of reference information. Typical NR-IQA models rely on the natural scene statistics (NSS) construction [6–8] with the assumption that the image quality can be estimated by measuring the destruction level of the NSS. In recent years, many pioneers resort to deep learning technology for both FR-IQA [9–13] and NR-IQA [10, 14–19], endowing the IQA models with a strong capability for quality-aware feature extraction. In particular, a shallow ConvNet was adopted for patch-based NR-IQA learning in [14]. Both the quality estimation and distortion identification were learned in a multi-task manner for NR-IQA in [20]. The rank information between image pairs was utilized in [21–24] which was able to enrich the training data efficiently.

Generally speaking, the performance of deep learning based methods heavily relies on the training data. An ideal training set should contain sufficiently diverse image contents, plenty of distortion types, and reliable annotations. However, it is an extremely laborious task to collect and construct such a dataset, leading to the constrained size of existing IQA datasets. The lack of training data usually brings the over-fitting problem and leads to the data-driven methods with poor generalization capability. An efficient way to enrich the training data is to combine the existing datasets together for training. As shown in Fig. 1, the image contents and distortion types in different IQA datasets can be diverse, implying the promising potential for generalized IQA model learning when they are mixed together. Despite the advantages, the quality annotations of existing datasets are usually not fully aligned. As shown in Fig. 1, the mean opinion scores (MOSs) range of the CSIQ dataset [25] is from 0 to 1 while the range is [0, 100] in the LIVE [26] dataset. Herein, one can re-scale the MOSs of each dataset non-linearly for training, while the re-scaling function is difficult to be acquired reliably. To account for this, Zhang *et al.* proposed to use the pairwise rank information in




Fig 1 Different IQA datasets consist of images with different contents, distortion types, and score ranges. The distortion type and MOS value are shown below each sub-image. (a)-(d) Images sampled from CSIQ [25] and (a) is the reference image. (e)-(h) Images sampled from LIVE [26] and (e) is the reference image. (i)-(l) Images sampled from KonIQ-10K [29].

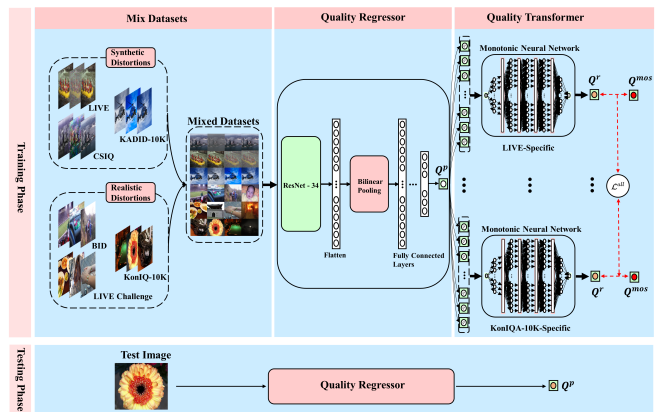


Fig 2 The overview framework of our proposed method. It contains two main components: dataset-shared quality regressor and dataset-specific quality transformer. In the testing phase, only the quality regressor is used no matter which dataset the testing image is from.

each dataset for mixed datasets training [27]. However, the number of rank pairs will increase explosively with the image number, causing the model convergence for a long-time. Inspired by the four-parameter logistic function, Li *et al.* proposed a non-linear mapping layer to map the relative quality to the perceptual quality in [28], while the fitting capability of the non-linear function might be questioned.

In this paper, we develop a new paradigm for mixed dataset training by introducing a monotonic neural network. In particular, we first adopt a dataset-shared network for perceptual quality regression of each image, and subsequently map the perceptual quality monotonously to the annotated MOS with the quality ranking in each dataset. The proposed training strategy enjoys two desired advantages. First, it gets rid of the laborious quality re-alignment to successfully combine different datasets for training. Second, the learnable monotonic neural network possesses a powerful nonlinear fitting capability to map the image perceptual quality to the annotations. We evaluate our method on six IQA datasets that extensively cover both synthetic distortions and realistic distortions. Compared with state-of-the-art NR-IQA models, our method presents superior performance for image quality prediction, revealing the effectiveness of the proposed monotonic neural network.

Proposed Method: The overview framework of our method is presented in Fig. 2. As shown in Fig. 2, our method contains two main components: 1) the dataset-shared quality regressor which aims to obtain the perceptual quality of each image in the mixed datasets. 2) the dataset-specific

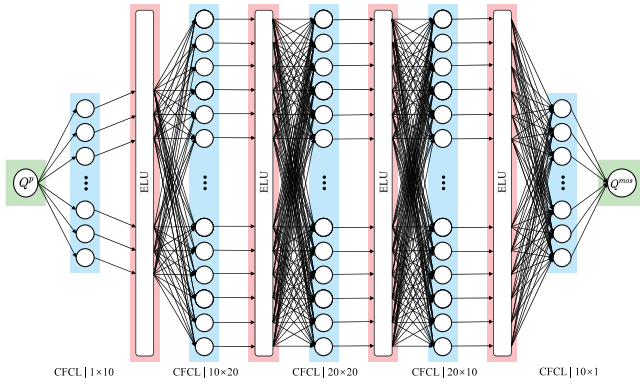


Fig 3 The architecture of our monotonic neural network. We denote the constrained fully connected layer as CFCL and denote the parameterization of CFCL as “input features \times output features”.

quality transformer which monotonously maps the perceptual quality to the MOSs annotated in each dataset. The details of each component are elaborated.

Quality Regressor. For the perceptual quality regression, we first adopt the pre-trained ResNet-34 [30] to extract the quality-aware feature of each image. Then we flatten the spatial dimensions of the feature representation after the last convolution to obtain the feature $\mathbf{F} \in \mathbb{R}^{c \times l}$, where c is the channel number and l the spatial length. Analogous to [27], we perform the bilinear pooling on \mathbf{F} , aiming to acquire the interactions between different channels,

$$\bar{\mathbf{F}} = \mathbf{F} \times \mathbf{F}^T, \quad (1)$$

where $\bar{\mathbf{F}} \in \mathbb{R}^{c \times c}$. Based upon $\bar{\mathbf{F}}$, two fully connected layers (each followed by a ReLU activation) with a final fully connected layer (the output dimension is one) appended are utilized to regress the $\bar{\mathbf{F}}$ to the perceptual quality Q^p . The quality regressor is shared by different datasets.

Quality Transformer. The connection between the perceptual quality Q^p of each image and its MOS Q^{mos} is that their rank should be the same within the dataset. Following this principle, we propose a monotonic neural network to map the Q^p to the Q^{mos} . The architecture of our monotonic neural network is shown in Fig. 3. It consists of five constrained fully connected layers (CFCL) whose weights are all constrained to be positive. The positive weight ensures the gradient of the mapping function to be positive *a.k.a* higher Q^p will be mapped to the higher Q^{mos} and vice versa. In addition, to maintain the network monotonicity and enhance the transformer nonlinear fitting ability, we adopt the ELU [31] as the activation function.

Loss Function. We denote the mapping result (output) of the quality transformer as Q^r and the smooth l_1 loss \mathcal{L}^{sl} and normal-in-normal loss \mathcal{L}^{nin} [32] are adopted for training as follows,

$$\mathcal{L}^{all} = \mathcal{L}^{sl}(Q^r, Q^{mos}) + \lambda \mathcal{L}^{nin}(Q^r, Q^{mos}), \quad (2)$$

where λ is a hyper-parameter and

$$\mathcal{L}^{sl}(Q^r, Q^{mos}) = \begin{cases} \frac{1}{2}(Q^r - Q^{mos})^2 & \text{if } |Q^r - Q^{mos}| < 1 \\ |Q^r - Q^{mos}| - \frac{1}{2} & \text{otherwise,} \end{cases} \quad (3)$$

and

$$\mathcal{L}^{nin}(Q^r, Q^{mos}) = \frac{1}{2} \left(\frac{Q^r - \mu^r}{\sigma^r} - \frac{Q^{mos} - \mu^{mos}}{\sigma^{mos}} \right)^2, \quad (4)$$

with the μ^r , σ^r , μ^{mos} , and σ^{mos} are the mean and standard deviation of the predicted quality scores and MOSs in a training batch. Our model is trained in an end-to-end manner.

Experiments: To verify the effectiveness of our method, six IQA databases are used and mixed for training, including LIVE [26], CSIQ [25], KADID-10K [33], BID [34], LIVE Challenge [35] and KonIQ-10K [29]. The synthetic distortions are involved in the first three datasets and the last three datasets contain the realistic distortions. We randomly split each database into three subsets for training, validation, and testing.

There is no content overlap among the three subsets. The split proportions are 60%, 20%, and 20%, respectively. We apply Spearman’s rank-order correlation coefficient (SRCC) and Pearson linear correlation coefficient (PLCC) to evaluate the monotonicity and accuracy. The larger SRCC and PLCC indicate better quality prediction results. We linearly re-scale the MOS ranges of each dataset to [0, 10]. We implement our method by PyTorch [36] with Adam [37] as the optimizer. The learning rates of the quality regressor and quality transformer are 3×10^{-5} and 3×10^{-4} , respectively. In the training phase, we set the batch size by 32 and the λ in Eqn. (2) is 1.0. We first re-scale the short length of images in the training sets and test sets to 512 and 748 respectively, with their aspect ratios maintained. Then patches with a size of $384 \times 384 \times 3$ are cropped from each training sample for data augmentation during training.

Performance Comparisons. We compare our method with six state-of-the-art NR-IQA models, including NIQE [38], ILNIQE [39], PQR [40], DB-CNN [41], Koncept512 [29] and UNIQUE [27]. The linear re-scaling strategy proposed in [27] is also included and denoted as UNIQUE-Linear [27] in Table 1. The median SRCC and PLCC of ten splitting results are reported. For better comparison, the image number weighted SRCC and PLCC of all six datasets are also presented. As shown in Table 1, we can observe that the NSS-based methods including NIQE [38] and ILNIQE [39] achieve better performance on synthetic datasets while are less effective on realistic datasets. The performance of deep learning based methods is determined by the training set. For example, when the DB-CNN [41] is trained on the CSIQ [25] dataset, higher SRCC can be achieved on the LIVE [26] and KADID-10K [33] datasets than it on the LIVE Challenge [35], BID [34], and KonIQ-10K [29] datasets. On the contrary, the performance on synthetic datasets will drop dramatically when the KonIQ-10K [29] is used for training. Compared with the models that are trained on a single dataset, significant performance improvement can be observed by UNIQUE [27] and our method, revealing the effectiveness of the mixed dataset training. Moreover, our method achieves the best performance in terms of both the weighted SRCC and PLCC, demonstrating the superiority of the monotonic neural network based learning strategy when compared with the linear re-scaling strategy (UNIQUE-Linear) or the rank-based strategy (UNIQUE).

We further conduct extra experiments to study the best number of CFCL in our proposed monotonic neural network. Table 2 shows experimental results, from which, we can observe the best layer number is five. Less or more layers will cause the performance to drop to some extent. The reason may lie in that fewer layers will bring a negative effect on the non-linear fitting ability and more layers will cause the overfitting problem.

Conclusion: In this paper, we concentrate on the NR-IQA model learning from mixed datasets. To avoid the laborious quality annotation alignment, a monotonic neural network is proposed to map the regressed quality to the MOS values. Experimental results demonstrate that the proposed method is more effective than both the unreliable linear re-scaling strategy and pair rank strategy. We believe our method is able to shed the light on the exploration of more generalized IQA models and inspire more works for learning monotonic neural networks.

References

- Guo, J., Chao, H.: Building an end-to-end spatial-temporal convolutional network for video super-resolution. In: Proceedings of the AAAI Conference on Artificial Intelligence, vol. 31, pp. 4053–4060. (2017)
- Liu, Y., Yan, J., Ouyang, W.: Quality aware network for set to set recognition. In: Proceedings of the IEEE Conference on Computer Vision and Pattern Recognition, pp. 5790–5799. (2017)
- Zhang, K., et al.: Learning deep cnn denoiser prior for image restoration. In: Proceedings of the IEEE conference on computer vision and pattern recognition, pp. 3929–3938. (2017)
- Wang, Z., et al.: Image quality assessment: from error visibility to structural similarity. IEEE transactions on image processing 13(4), 600–612 (2004)
- Wang, Z., Simoncelli, E.P., Bovik, A.C.: Multiscale structural similarity for image quality assessment. In: The Thirty-Seventh Asilomar Conference on Signals, Systems & Computers, 2003, vol. 2, pp. 1398–

Table 1. The median SRCC and PLCC of ten splitting results. The databases used for training models are included in the bracket.

Database	SRCC							PLCC						
	LIVE	CSIQ	KADID-10K	BID	LIVE Challenge	KonIQ-10K	Weighted	LIVE	CSIQ	KADID-10K	BID	LIVE Challenge	KonIQ-10K	Weighted
NIQE	0.906	0.632	0.374	0.468	0.464	0.521	0.471	0.908	0.726	0.428	0.461	0.515	0.529	0.503
ILNIQE	0.907	0.832	0.531	0.516	0.469	0.507	0.528	0.912	0.873	0.573	0.533	0.536	0.534	0.576
PQR (BID)	0.663	0.522	0.321	-	0.691	0.614	-	0.673	0.612	0.403	-	0.740	0.650	-
PQR (KADID-10K)	0.916	0.803	-	0.358	0.439	0.485	-	0.927	0.870	-	0.405	0.501	0.484	-
DB-CNN (CSIQ)	0.855	-	0.501	0.329	0.451	0.499	-	0.854	-	0.569	0.383	0.472	0.515	-
DB-CNN (LIVE Challenge)	0.723	0.691	0.488	0.809	-	0.770	-	0.754	0.685	0.529	0.832	-	0.825	-
Koncept512 (KonIQ-10K)	0.776	0.639	0.491	0.800	0.781	0.917	0.800	0.772	0.663	0.508	0.818	0.844	0.931	0.727
UNIQUE-Linear (All databases)	0.935	0.821	0.870	0.809	0.799	0.868	0.865	-	-	-	-	-	-	-
UNIQUE (All databases)	0.969	0.902	0.878	0.858	0.854	0.896	0.888	0.968	0.927	0.876	0.873	0.890	0.901	0.892
Proposed (All databases)	0.958	0.898	0.885	0.847	0.854	0.902	0.892	0.965	0.920	0.887	0.862	0.886	0.911	0.900

Table 2. The median SRCC of ten splitting results using different structure of the proposed monotonic neural network.

SRCC	LIVE	CSIQ	KADID-10K	BID	LIVE Challenge	KonIQ-10K	Weighted
Three CFCLs and Two ELUs	0.963	0.821	0.806	0.862	0.851	0.903	0.857
Five CFCLs and Four ELUs (Proposed)	0.958	0.898	0.885	0.847	0.854	0.902	0.892
Seven CFCLs and Six ELUs	0.965	0.812	0.834	0.860	0.855	0.902	0.868

1402. Ieee (2003)

- Moorthy, Anush Krishna and Bovik, Alan Conrad: Blind image quality assessment: From natural scene statistics to perceptual quality. *IEEE transactions on Image Processing* 20(12), 3350–3364 (2011)
- Saad, M.A., Bovik, A.C., Charrier, C.: Blind image quality assessment: A natural scene statistics approach in the dct domain. *IEEE transactions on Image Processing* 21(8), 3339–3352 (2012)
- Hou, W., et al.: Blind image quality assessment via deep learning. *IEEE transactions on neural networks and learning systems* 26(6), 1275–1286 (2014)
- Zhang, R., et al.: The unreasonable effectiveness of deep features as a perceptual metric. In: *Proceedings of the IEEE conference on computer vision and pattern recognition*, pp. 586–595. (2018)
- Bosse, S., et al.: Deep neural networks for no-reference and full-reference image quality assessment. *IEEE Transactions on image processing* 27(1), 206–219 (2017)
- Kim, J., Lee, S.: Deep learning of human visual sensitivity in image quality assessment framework. In: *Proceedings of the IEEE conference on computer vision and pattern recognition*, pp. 1676–1684. (2017)
- Ding, K., et al.: Image quality assessment: Unifying structure and texture similarity. *arXiv preprint arXiv:2004.07728* (2020)
- Chen, B., et al.: No-reference image quality assessment by hallucinating pristine features. *IEEE Transactions on Image Processing* (2022)
- Kang, L., et al.: Convolutional neural networks for no-reference image quality assessment. In: *Proceedings of the IEEE conference on computer vision and pattern recognition*, pp. 1733–1740. (2014)
- Kim, J., Lee, S.: Fully deep blind image quality predictor. *IEEE Journal of selected topics in signal processing* 11(1), 206–220 (2016)
- Bianco, S., et al.: On the use of deep learning for blind image quality assessment. *Signal, Image and Video Processing* 12(2), 355–362 (2018)
- Gu, J., et al.: Blind image quality assessment via learnable attention-based pooling. *Pattern Recognition* 91, 332–344 (2019)
- Fu, J., Wang, H., Zuo, L.: Blind image quality assessment for multiply distorted images via convolutional neural networks. In: *2016 IEEE International Conference on Acoustics, Speech and Signal Processing (ICASSP)*, pp. 1075–1079. IEEE (2016)
- Kim, J., et al.: Multiple level feature-based universal blind image quality assessment model. In: *2018 25th IEEE International Conference on Image Processing (ICIP)*, pp. 291–295. IEEE (2018)
- Kang, L., et al.: Simultaneous estimation of image quality and distortion via multi-task convolutional neural networks. In: *2015 IEEE international conference on image processing (ICIP)*, pp. 2791–2795. IEEE (2015)
- Liu, X., van de Weijer, J., Bagdanov, A.D.: Rankiqa: Learning from rankings for no-reference image quality assessment. In: *Proceedings of the IEEE International Conference on Computer Vision*, pp. 1040–1049. (2017)
- Niu, Y., et al.: Siamese-network-based learning to rank for no-reference 2d and 3d image quality assessment. *IEEE Access* 7, 101583–101595 (2019)
- Ying, Z., Pan, D., Shi, P.: Quality difference ranking model for smart-phone camera photo quality assessment. In: *2020 IEEE International Conference on Multimedia & Expo Workshops (ICMEW)*, pp. 1–6. IEEE (2020)
- Chen, B., et al.: No-reference screen content image quality assessment with unsupervised domain adaptation. *IEEE Transactions on Image Processing* (2021)
- Larson, E.C., Chandler, D.M.: Most apparent distortion: full-reference image quality assessment and the role of strategy. *Journal of electronic imaging* 19(1), 011006 (2010)
- Sheikh, H.R., Sabir, M.F., Bovik, A.C.: A statistical evaluation of recent full reference image quality assessment algorithms. *IEEE Transactions on image processing* 15(11), 3440–3451 (2006)
- Zhang, W., et al.: Uncertainty-aware blind image quality assessment in the laboratory and wild. *IEEE Transactions on Image Processing* 30, 3474–3486 (2021)
- Li, D., Jiang, T., Jiang, M.: Unified quality assessment of in-the-wild videos with mixed datasets training. *International Journal of Computer Vision* 129(4), 1238–1257 (2021)
- Hosu, V., et al.: KonIQ-10k: An ecologically valid database for deep learning of blind image quality assessment. *IEEE Transactions on Image Processing* 29, 4041–4056 (2020)
- He, K., et al.: Deep residual learning for image recognition. In: *Proceedings of the IEEE conference on computer vision and pattern recognition*, pp. 770–778. (2016)
- Clevert, D.A., Unterthiner, T., Hochreiter, S.: Fast and accurate deep network learning by exponential linear units (elus). *arXiv preprint arXiv:1511.07289* (2015)
- Li, D., Jiang, T., Jiang, M.: Norm-in-norm loss with faster convergence and better performance for image quality assessment. In: *Proceedings of the 28th ACM International Conference on Multimedia*, pp. 789–797. (2020)
- Lin, H., Hosu, V., Saupe, D.: Kadid-10k: A large-scale artificially distorted iqa database. In: *2019 Eleventh International Conference on Quality of Multimedia Experience (QoMEX)*, pp. 1–3. IEEE (2019)
- Ciancio, A., et al.: No-reference blur assessment of digital pictures based on multifeature classifiers. *IEEE Transactions on image processing* 20(1), 64–75 (2010)
- Ghadiyaram, D., Bovik, A.C.: Massive online crowdsourced study of subjective and objective picture quality. *IEEE Transactions on Image Processing* 25(1), 372–387 (2015)
- Paszke, A., et al.: Pytorch: An imperative style, high-performance deep learning library. In: *Advances in neural information processing systems*, pp. 8026–8037. (2019)
- Kingma, D.P., Ba, J.: Adam: A method for stochastic optimization. *arXiv preprint arXiv:1412.6980* (2014)
- Mittal, A., Soundararajan, R., Bovik, A.C.: Making a “completely blind” image quality analyzer. *IEEE Signal processing letters* 20(3), 209–212 (2012)
- Zhang, L., Zhang, L., Bovik, A.C.: A feature-enriched completely blind image quality evaluator. *IEEE Transactions on Image Processing* 24(8), 2579–2591 (2015)
- Zeng, H., Zhang, L., Bovik, A.C.: Blind image quality assessment with a probabilistic quality representation. In: *2018 25th IEEE International Conference on Image Processing (ICIP)*, pp. 609–613. IEEE (2018)
- Zhang, W., et al.: Blind image quality assessment using a deep bilinear convolutional neural network. *IEEE Transactions on Circuits and Systems for Video Technology* (2018)