

The graph structure of two-player games

Oliver Biggar¹ and Iman Shames¹

¹CIICADA Lab, Australian National University, Canberra, 2601, Australia

*oliver.biggar@anu.edu.au

ABSTRACT

In this paper we analyse two-player games by their *response graphs*. The response graph has nodes which are strategy profiles, with an arc between profiles if they differ in the strategy of a single player, with the direction of the arc indicating the preferred option for that player. Response graphs, and particularly their *sink strongly connected components*, play an important role in modern techniques in evolutionary game theory and multi-agent learning. We show that the response graph is a simple and well-motivated model of strategic interaction which captures many non-trivial properties of a game, despite not depending on cardinal payoffs. We characterise the games which share a response graph with a zero-sum or potential game respectively, and demonstrate a duality between these sets. This allows us to understand the influence of these properties on the response graph. The response graphs of Matching Pennies and Coordination are shown to play a key role in all two-player games: every non-iteratively-dominated strategy takes part in a subgame with these graph structures. As a corollary, any game sharing a response graph with both a zero-sum game and potential game must be dominance-solvable. Finally, we classify the response graphs of small games, and show how our taxonomy can be used to understand games which appear in well-known textbooks.

1 Introduction

In game theory, one of the most thoroughly discussed questions is that of *representing preference*^{1–4}: how should we model the preferences of players over their strategies? The dominant solution, originating in Von Neumann and Morgenstern’s axiomatisation of *utility*², is to assign to each player a *real-valued payoff*. Nash’s⁵ subsequent invention of his eponymous equilibrium concept began a flurry of game-theoretic research which cemented both real-valued payoffs and the Nash equilibrium as central notions in economic thought⁴.

The usefulness of Nash’s existence theorem has always been at odds with the general difficulty of modelling payoff values. Other game models—such as *ordinal games*^{6–8}—have persisted as alternatives which make weaker assumptions on what we, as modellers, must know about a strategic interaction we intend to analyse. Yet until recently the dominance of the Nash equilibrium concept⁴ has prevented such theories from overtaking the prevailing utility approach. However as game theory has grown to be a significant tool in biology⁹, computer science¹⁰ and multi-agent learning¹¹ there is increasing motivation to re-examine the foundations of Von Neumann-Morgenstern utility and the Nash equilibrium.

The first argument comes from computational complexity: Nash equilibria are intractable to compute from the description of the game¹², even in two-player games¹³. Neither we, the analysts, nor the players themselves, can feasibly compute Nash equilibrium strategies. The second argument comes from *evolutionary game theory*, the subfield containing population dynamics and learning¹⁴. A series of results have established that evolution or learning rules do not^{14–17} and generally *cannot*^{18,19} converge to Nash equilibria. Instead, non-equilibrium behaviour is the rule rather than the exception, given the Nash equilibrium relatively little predictive value^{15,20–23}. Recently, great advances have been made in AI^{24–26}, using ideas from multi-agent learning^{27,28}. These successes motivate us to seek new approaches to evolutionary game theory which can explain and shed insight on learning^{16,20–22}.

Occam’s razor is the principle that the simplest model capable of describing the concept of interest is often the best. Our approach is based on Occam’s razor: by simplifying our model of player preferences, we find a solution that is both computable and aligns with the outcome of evolutionary processes.

We begin with a concrete example of a game: Rock-Paper-Scissors. In this game, each player simultaneously chooses one of ‘Rock’, ‘Paper’ or ‘Scissors’, where Rock defeats Scissors, Scissors defeats Paper, Paper defeats Rock, and playing the same option yields a tie. If we were explaining the game to another person, this description (along with the standard assumption that winning is preferred to a tie which is itself preferred to losing) is sufficient. Intuition tells us this description should also

Table 1. A standard presentation of the Rock-Paper-Scissors game.¹⁴

		Player 2		
		Rock	Paper	Scissors
Player 1	Rock	0,0	-1,1	1,-1
	Paper	1,-1	0,0	-1,1
	Scissors	-1,1	1,-1	0,0

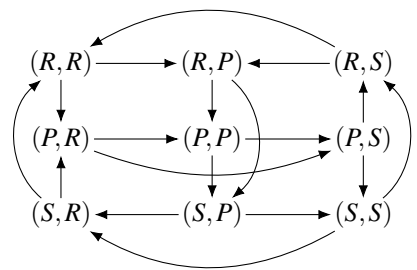


Figure 1. The response graph of Rock-Paper-Scissors.

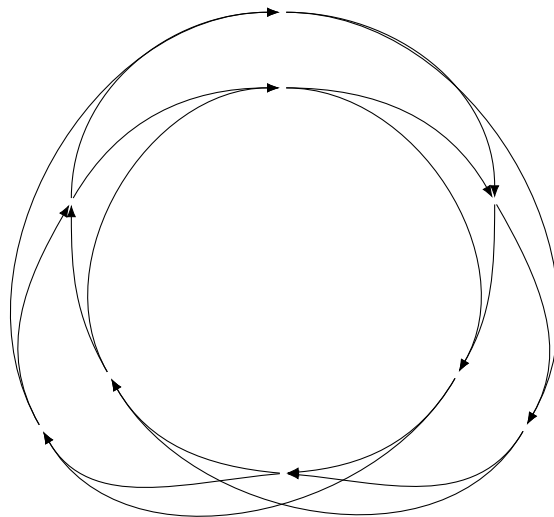


Figure 2. An alternate presentation of the response graph of Rock-Paper-Scissors, emphasising its Möbius strip structure.

be sufficient to analyse the game mathematically. Yet, the payoffs have not been specified—this is not a game in the sense of game theory⁴. Two "Rock-Paper-Scissors" games obeying these constraints and yet differing in the payoff values are different games. We have specified only the *preference order* over each player's strategies, given a fixed choice of strategy for the other player. For instance, if Player 1 plays Rock, we know that Player 2 prefers their options in the best-to-worst order: Paper, Rock, Scissors. This is the underlying structure of Rock-Paper-Scissors—if I reward the winner of the game with \$2 instead of \$1, it should not become a different game! Indeed any 3×3 game with these preference orders, even without payoffs specified, will generally be referred to as "Rock-Paper-Scissors". For the same reason, Rock-Paper-Scissors is often¹⁴ presented with the "default" 1, 0, -1 payoffs, as in Table 1. These payoffs are serving only to instantiate the preference orders. So, can we cut out the intermediary, and define a game by the preference orders alone?

These preference orders are captured precisely in an object called the *response graph* of a game^{20,29}. The nodes of this graph are the strategy profiles, and there is an arc between profiles if they differ in the strategy of a single player, with arcs directed toward the weakly preferred profile for that player. The response graph of Rock-Paper-Scissors is shown in Figure 1 and again in Figure 2, with the latter emphasising the symmetric cycle structure. We can present Figure 2 without labelling the nodes by profiles—the profiles can be reconstructed from the graph in linear time up to renaming (Theorem 3.2), so the response graph implicitly handles the problem of renaming players and strategies. Importantly for our purposes, response graphs play an important part in modern developments in machine learning and evolutionary game theory^{16,20–22,30}. A key concept is the *sink strongly connected components* of the response graph (which we shall shorten to *sink components*), which are a solution concept generalising pure Nash equilibria. Recent work³¹ has shown that under the replicator dynamic, a common choice of evolutionary dynamic¹⁴, the sink components are contained in *sink chain components*, a topological concept which emerges from the Fundamental Theorem of Dynamical Systems³². Sink chain components represent the 'long-run' outcome of a dynamic process such as learning or evolution on a game. This result gives a compelling motivation for sink components as a dynamic—and unlike Nash equilibria, *predictive*—solution concept for games. They are also tractable to compute^{20,21}. Building on these ideas, Omidshafiei et al²¹ present a new approach called α -rank for ranking the strength of agents in multi-agent settings using the response graph and sink components. When applied to a 'biased' Rock-Paper-Scissors game with differing payoffs in different profiles the authors find that α -rank still gives an equal ranking to each strategy 'Rock', 'Paper' and 'Scissors'²¹, suggesting the long-run strength of these strategies is a property of the response graph. A variant of the response graph also exists, called the *labelled response graph*, where arcs are labelled by the difference in payoff for the associated player. Labelled response graphs provide a mechanism to decompose games^{29,33,34} up to *strategic equivalence*. More recently, the spectrum³⁵ of the response graph has been used to describe the topological landscape of multiplayer games³⁶ for the purposes of analysing and comparing games. Sink components have also been used³⁷ as an alternative measure of the Price of Anarchy³⁸.

The response graph is defined by the preference orders; it does not depend closely on payoffs. If two games have different payoffs but the preference order for any given player is equal for any fixed choice of strategies for the other players, the response graphs are the same. The response graph is more general than an *ordinal game*^{6,7,39}—in that model, two games are *ordinal-equivalent* if each player's order over *all* pure profiles is the same. In the Rock-Paper-Scissors example, this would require modelling whether Player 1 prefers winning in the profile (Rock, Scissors) to winning in the profile (Scissors, Paper), even though they can never unilaterally choose between these profiles! The notion of *strategic equivalence*^{29,34,40} takes this into account, defining two games to be *strategically-equivalent* if the relative payoff difference between *comparable* profiles—those differing in only one player—is equal. Strategic equivalence is captured by the *labelled* response graph; it is motivated by the fact that the Nash equilibrium is invariant under strategic equivalence^{29,33}. In fact, strategic equivalence is defined by the preference orders over all *mixed* profiles⁴¹. Unlike ordinal equivalence, strategic equivalence *does* depend on the cardinal value of payoffs. The (unlabelled) response graph combines the strengths of both equivalences, generalising ordinal and strategic games into a simple and well-motivated model capturing the 'underlying structure' of a game³¹.

The response graph is a simple and general model. If it is to be a *good* model, by Occam's razor, it must also be capable of describing non-trivial properties of a game. **That is the goal of this paper:** to establish that, despite their generality and combinatorial nature, response graphs capture important and non-trivial game-theoretic properties which extend the existing theory of two-player games. Though we focus on two-player games, we expect that the response graph approach will be equally applicable for general games. This line of inquiry allows us to conceptually separate those properties of a game which are defined by the payoffs from those which are defined by the graph structure, and so provide a better-informed theory in applications where we cannot reliably model real-valued payoffs. Recalling the connection^{20,21,31} between the sink components and the long-run outcome of the replicator dynamics on a game, we find that investigating the sink components, as we do in this paper, sheds light on evolution and learning.

1.1 Contributions

In this paper we study the response graphs of two-player games. To isolate the influence of the response graph, we study games *modulo isomorphism of response graphs*. That is, we say two games are *preference-equivalent* if their response graphs are isomorphic. It is easy to see that pure Nash equilibria and strict iterated dominance of pure strategies are properties which are invariant under this equivalence relation. We define the *preference-zero-sum* and *preference-potential* game as those games which are preference-equivalent to either a zero-sum game² or potential game⁴² respectively. These classes of games are particularly important in game dynamics¹⁴, and so understanding their sink components is a natural question of interest. Zero-sum two-player games particularly are one of the most well-studied classes of games², and their definition depends crucially on payoffs. Despite this, we find that key properties of zero-sum games extend to the much broader set of preference-zero-sum games, showing that being zero-sum is to some degree a graph property. While the preference-potential games are known to be those with *acyclic* response graphs⁷, the preference-zero-sum games have—to our knowledge—never been characterised. We prove that a two-player game is preference-zero-sum if and only if it is acyclic after *reflection*, which is a reversal of preferences for one player (Corollary 4.6). Thus the graph property underlying the zero-sum property is acyclicity. We find that the existence of pure Nash equilibria in potential games extends to preference-potential games, and the convexity of Nash equilibria in zero-sum games translates to a combinatorial form of convexity of the sink component in a preference-zero-sum game, a consequence of which is uniqueness (Lemma 4.9).

The Matching Pennies and Coordination¹⁴ 2×2 games respectively form the prototypical examples of zero-sum and potential games. Their response graphs (Figure 3d and 3c) are the 4-cycle and the *reflected* 4-cycle (Definition 4.4). Remarkably, we find that these two graphs play a *fundamental role* in bringing strategic complexity to *all two-player games*. First, any two-player game which has multiple sink components must contain the response graph of CO as an induced subgraph (Theorem 4.9). Second, in any two-player game, every non-iteratively-dominated strategy takes part in a 2×2 subgame whose graph is that of Matching Pennies or Coordination (Theorem 5.1). As a consequence we find a new game theory result: if all 2×2 subgames of a two-player game have a dominated strategy, then the game is dominance-solvable. Combining this result with the previous characterisations, we obtain the surprising corollary that any two-player game both preference-zero-sum and preference-potential must be dominance-solvable (Corollary 5.3). These results are far-reaching, because the classes of preference-zero-sum and preference-potential games are very broad; every 2×2 game is either preference-zero-sum, preference-potential, or both, in which case it is dominance-solvable. Even among 2×3 games, there is *only one* strict response graph which is neither preference-zero-sum nor preference-potential (Figure 8c).

Finally, we demonstrate our results by constructing a taxonomy of the response graphs of small two-player games (Section 6). Having listed the possible response graphs and their associated game-theoretic properties, such as being preference-potential or preference-zero-sum, we can construct the response graphs of games we encounter and look up their properties. We show how nearly all the games in some well-known textbooks^{4,43} fit into our classification.

The proofs can be found in the Appendix.

2 Preliminaries

A *graph*³⁵ is a pair $G = (N, A)$, where N is a finite set of *nodes* and $A \subseteq N \times N$ is a finite set of *arcs*. If $(x, y) \in A$ implies $(y, x) \in A$ then we say G is an *undirected graph*. Each graph has an associated undirected graph given by ‘forgetting’ the orientation of the arcs. We denote an arc (x, y) by $x \longrightarrow y$. A *path* is a sequence v_1, v_2, \dots, v_n of distinct nodes where there is an arc $v_i \longrightarrow v_{i+1}$ for every i in $1, 2, \dots, n-1$. An *undirected path* is a path in the associated undirected graph. If there is also an arc $v_n \longrightarrow v_1$, we call this a *cycle*. A graph with no cycles is called *acyclic*. If there is a path from a node v to a node w we say w is *reachable from* v . Reachability defines a preorder on the nodes of a graph. Two nodes are equivalent under this preorder if both are reachable from each other. The equivalence classes of this relation are called the *strongly connected components*. The minimal elements of this order we call the *sink components*. For any subset $X \subseteq N$ of nodes, there is an associated graph given by including exactly the arcs between nodes in X . This is called the *subgraph induced by* X or simply an *induced subgraph*. Two graphs (N_1, A_1) and (N_2, A_2) are *isomorphic* if there is a map $\varphi : N_1 \rightarrow N_2$ where $v \longrightarrow w \in A_1$ if and only if $\varphi(v) \longrightarrow \varphi(w) \in A_2$.

All games in this paper are two-player normal-form games with finite strategy sets⁴. Such a game is defined by a pair of *payoff functions* $u_1, u_2 : S_1 \times S_2 \rightarrow \mathbb{R}$, where S_1 and S_2 are finite sets, called the *strategy sets*, whose elements are *strategies*. If $|S_1| = n$ and $|S_2| = m$, we call the game a $n \times m$ game. A *strategy profile* is a pair $(s_1, s_2) \in S_1 \times S_2$. We call $u_1(s_1, s_2)$ the *payoff* to player 1 in the profile (s_1, s_2) . Two profiles are *i-comparable* if they differ in the strategy of player i only, and are *comparable* if they are i -comparable for some i . We say that a strategy $s \in S_1$ *dominates* a strategy $t \in S_1$ if $u_1(s, r) > u_1(t, r)$ for every

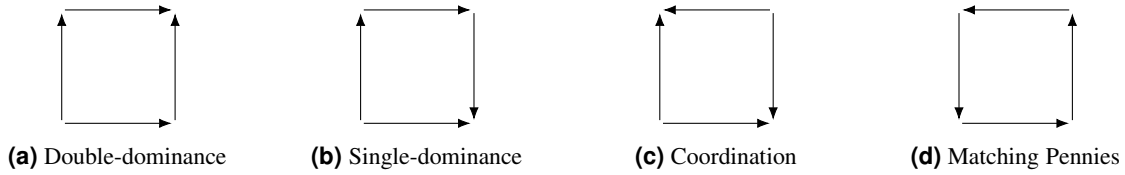


Figure 3. The four non-isomorphic response graphs of strict 2×2 games.

strategy $r \in S_2$, and the same definition holds analogously for player 2. The strategy t is called *dominated*. If we delete some dominated strategy (forming the subgame given by removing this strategy), other strategies can become dominated in the new game. This process is called *iterated elimination of dominated strategies*⁴. Any strategy deleted during this process is called *iteratively dominated*, and otherwise a strategy is said to *survive iterated dominance*. If a game has only one profile that survives iterated dominance, then that profile is the unique pure Nash equilibrium, and we call the game *dominance-solvable*. While *mixed strategies* can also dominate strategies⁴, we focus here on the case where all strategies are pure.

The *response graph* of the game is the graph whose node set is $S_1 \times S_2$, with an arc $(s_1, s_2) \longrightarrow (t_1, t_2)$ if the profiles (s_1, s_2) and (t_1, t_2) are i -comparable and $u_i(t_1, t_2) \geq u_i(s_1, s_2)$. The *labelled response graph*²⁹ has the additional property that the arc $(s_1, s_2) \longrightarrow (t_1, t_2)$ is labelled by the non-negative number $u_i(t_1, t_2) - u_i(s_1, s_2)$. If $u_i(t_1, t_2) = u_i(s_1, s_2)$ then say player i is *indifferent* between (s_1, s_2) and (t_1, t_2) , and there are arcs in both directions. We refer to these collectively as a *weak arc*. In the labelled response graph, a weak arc is an arc labelled by zero. A game is *strict* if the payoffs to player i in two i -comparable profiles are never equal. A game is strict if and only if its response graph has no weak arcs. A *subgame* of a game is the game given by restricting u_1 and u_2 to the domain $T_1 \times T_2$, where $T_1 \subseteq S_1$ and $T_2 \subseteq S_2$. A pure Nash equilibrium is a profile where all i -comparable profiles give player i no improvement in payoff, for any i . Equivalently, (s_1, s_2) is a pure Nash equilibrium if and only if for every comparable profile (t_1, t_2) there is a (possibly weak) arc $(t_1, t_2) \longrightarrow (s_1, s_2)$ in the response graph. The sink components of the response graph have also been called *Markov-Conley chains*^{20,21}, but in that context they were augmented with the structure of a Markov chain.

Definition 2.1. Two two-player games are *preference-equivalent* if their response graphs are isomorphic. They are *strategically-equivalent*²⁹ if their *labelled* response graphs are also isomorphic.

While our focus is on preference-equivalence, we do make use of the more restrictive notion of strategic equivalence. Unlike preference equivalence, strategic equivalence has been well-studied in game theory^{29,33,34,40,44} because Nash equilibria are invariant under strategic equivalence²⁹.

3 Graphs from Games

To motivate our thinking about response graphs, we begin by considering the 2×2 strict games, the simplest non-trivial games. While there are infinitely many such games, there are only four non-isomorphic response graphs, which we call Matching Pennies (MP), Coordination (CO), Single-dominance (SD) and Double-dominance (DD). We can deduce this by brute force: the undirected structure of any 2×2 response graph is a undirected 4-cycle, and there are four distinct orientations of this graph, shown in Figure 3.

The Matching Pennies and Coordination graphs are named for some well-known games of the same name^{14,30}. The Single- and Double-dominance graphs are named for the fact that they have one or two dominated strategies, respectively. These games showcase the influence of the response graph on two-player games: any game whose response graph is SD or DD is dominance-solvable; a game whose response graph is CO has two pure Nash equilibria; a game whose response graph is MP has no pure Nash equilibria. Any strict 2×2 game possesses one of these response graphs. A *non-strict* 2×2 game has a response graph where some of these arcs are weak; an example is shown in Figure 4. We can fit such graphs into our classification with the notion of a *weak form*.

Definition 3.1. A graph G is a *weak form* of another graph H if G is isomorphic to H where weak arcs have been added.

As an example, Figure 4 is a weak form of both SD and MP, as orienting the weak arc gives either MP or SD. We say a graph G *contains* a graph H if H is an induced subgraph of G . We show later that weak forms of MP and CO are contained in all non-dominated two-player games. There is an important fact to note in our presentation here. Unlike in Figure 1, where we labelled each node in the response graph by the associated profile, the graphs in Figure 3 are not labelled by profiles. It turns

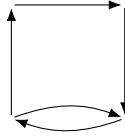


Figure 4. A graph that is weak MP and weak SD.

out that this does not matter: if a graph is a response graph, the profiles can be recovered uniquely up to renaming of strategies.

Theorem 3.2. *Given a graph G , we can construct a game whose response graph is G , or determine that no such games exist in time linear in the number of arcs.*

This theorem follows from the fact that the undirected structure of response graphs are *Hamming graphs*⁴⁵. It tells us that the graph structure is alone sufficient to analyse the preference orders in the game. Further, this allows us to represent *implicitly* the independence of the game from renaming of strategies or reordering of players. Consequently, we can present our graphs in the natural graph-theoretic way (up to isomorphism) without losing any game-theoretic information. Consider Figures 1 and 2, both of which depict the response graph of Rock-Paper-Scissors. While 1 mimics the payoff table structure of Table 1, 2 makes clear the symmetric Möbius-strip-like structure of the graph, which is otherwise obscure. In much the same way, we find that the presence of subgames with the structure of MP or CO can also be expressed graph-theoretically.

Lemma 3.3. *If the response graph of a two-player game contains the response graph of a 2×2 game, then the profiles which take part form a 2×2 subgame.*

In particular, every appearance of MP or CO in a response graph occurs in four profiles which make up a subgame of the associated game. Hence we can interchangeably use ‘the response graph contains MP’ and ‘the game has a 2×2 subgame whose response graph is isomorphic to MP’, because these statements mean the same thing.

4 Two-Player Zero-Sum and Potential Duality

In this section we discuss two famous classes of games: zero-sum games² and potential games⁴². We characterise these classes up to preference-equivalence; currently they have only been characterised up to the more restrictive notion of strategic equivalence³⁴. Preference-potential games turn out to be precisely those whose response graphs are acyclic (this is straightforward to prove, and follows from results in⁸). Using a relationship between strategically-potential and strategically-zero-sum games, we establish a duality between preference-potential and preference-zero-sum games, and use this to characterise the preference-zero-sum games as the *reflected* acyclic games.

Definition 4.1. A two-player game (u_1, u_2) is called a *potential game*⁴² if there is a function $\phi : S_1 \times S_2 \rightarrow \mathbb{R}$ such that for every pair of i -comparable profiles p and q , $\phi(p) - \phi(q) = u_i(p) - u_i(q)$. A game is *preference-potential* if it is preference-equivalent to some potential game. It is *strategically-potential* if it is strategically-equivalent to some potential game.

That is, the relative payoffs to each player can be defined by a single real-valued function, named the *potential function*, by analogy with physics. There, a dynamic f is called *potential* if $f = \nabla\phi$, where ϕ is a real-valued function. This means that f is a gradient vector field. As we know from vector calculus⁴⁶, such vector fields are exactly those that are *conservative*. Additionally, the fundamental theorem of calculus holds, and so f is *path-independent*—that is, the path integral of f is always the difference between the values of ϕ at the endpoints. In game theory, potential games are notable because they guarantee the existence of a pure Nash equilibrium⁴². Intuitively, the existence of a potential function prevents cycles of preference. This idea is well-captured by the response graph—in fact, a game is preference-potential if and only if its response graph is acyclic (Corollary 4.6).

Definition 4.2. A two-player game u is *zero-sum* if $u_1(s_1, s_2) + u_2(s_1, s_2) = 0$ for any strategies s_1 and s_2 for players 1 and 2 respectively. A two-player game is *preference-zero-sum* if it is preference-equivalent to a zero-sum game. It is *strategically-zero-sum* if it is strategically-equivalent to a zero-sum game.

Intuitively, zero-sum games capture the notion that one player’s gain is always the other player’s loss. This model aligns closely with the recreational games from which game theory takes its name; there, if one player wins, the other must lose. From the graph perspective, this suggests that the preference orders of the players in a zero-sum game are never aligned. Hearing this, one might suspect that response graphs like CO do not occur in zero-sum games. This guess does turn out to be correct, and the insight gained leads to a characterisation of preference-zero-sum games.

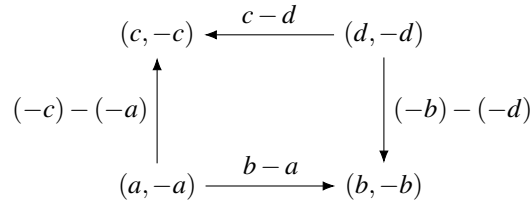


Figure 5. The structure of Coordination in a zero-sum game.

Example 4.3 (Coordination is not preference-zero-sum). Let (u_1, u_2) be a 2×2 zero-sum game, with payoffs a, b, c and d for player 1 in each of the four profiles, and their negations $-a, -b, -c$ and $-d$ as the payoffs to player 2. We assume for contradiction that this game has the response graph of Coordination. The setup is shown in Figure 5. To achieve this response graphs, the relative payoffs $c - d, b - a, a - c$ and $d - b$ must each be positive. However this implies that $c > d, b > a, a > c$ and $d > b$, giving the strict cycle $d > b > a > c > d$, which is impossible, and so we obtain a contradiction.

This example demonstrates that preference-zero-sum (and strategically-zero-sum) games are a non-trivial set of games. Usefully, the structure of the proof also suggests a way of characterising this set. The critical fact was the existence of a strict cycle in the underlying utilities. In some sense, zero-sum games are *acyclic*. To uncover this cycle, we use a transformation we call *reflection*.

Definition 4.4. Let (u_1, u_2) be a two-player game. The *reflected game* is $(u_1, -u_2)$. The *reversed game* is $(-u_1, -u_2)$.

There are in fact two reflected games: $(-u_1, u_2)$ and $(u_1, -u_2)$, but these are reversals of each other: $-(u_1, -u_2) = (-u_1, u_2)$. Our theorems are symmetric under reversal, so we can choose either player in the definition of reflection. Reversing a game has the effect of reversing all arcs in the response graph. We get the following theorem:

Theorem 4.5 (Strategic Zero-Sum–Potential Duality). *Given an undirected path p between two profiles v and w in the labelled response graph, the path-sum of p is the signed sum of arc labels on this path. A two-player game (u_1, u_2) is strategically-potential if and only if the path-sum of any path between the same two nodes is identical. It is strategically-zero-sum if and only if its reflection $(u_1, -u_2)$ is strategically-potential.*

It follows easily that a potential game cannot have any strict cycles, as any path from a node to itself must have zero path-sum. Recall the analogy with path-independence and conservative vector fields in calculus. Here the path integral is replaced with the sum over weights on a path in the response graph, and one finds that the value of this ‘path integral’ is equal to the difference in potential between the two endpoints of the path. Interestingly, the reflection operation mirrors the relationship between potential and *Hamiltonian* vector fields^{46,47}, which are known to be connected to zero-sum games^{14,48,49}. Now we find that a combinatorial analogue of this relationship is captured in the response graph. A characterisation of preference-potential and preference-zero-sum games follows easily.

Corollary 4.6 (Preference Zero-Sum–Potential Duality). A two-player game (u_1, u_2) is preference-potential if and only if every cycle in its response graph contains only weak arcs. It is preference-zero-sum if and only if its reflection $(u_1, -u_2)$ is preference-potential.

It is clear now that the existence of pure Nash equilibria extends from (strict) potential games to (strict) preference-potential games. As acyclic graphs, every strongly connected component is a singleton, and so all sink components are singletons, and singleton sink components are pure Nash equilibria. It also is immediate that no preference-potential game ever contains MP, because this is a cycle. With this theorem in mind, we can return to Example 4.3. The reflection of Coordination is Matching Pennies—that is, a cycle—and so we conclude immediately that Coordination is not preference-zero-sum. This is shown in Figure 6. In fact, given that the reflection of a zero-sum game cannot have any cycles, CO is never contained in any zero-sum game.

Corollary 4.7. Every weak form of CO contained in a preference-zero-sum game is made up of only weak arcs. Likewise, every weak form of MP contained in a preference-potential game is made up of only weak arcs.

One of the fundamental results of two-player zero-sum games is that the set of Nash equilibria is convex. Indeed, finding Nash equilibria in a two-player game is equivalent to linear programming⁴. In generic⁵⁰ zero-sum games, the Nash is unique, and so in strict zero-sum games there is *at most one* pure Nash equilibria. Surprisingly, these concepts generalise to preference-zero-sum games. To do this we define a combinatorial analogue of convexity.



Figure 6. The graph of Coordination (left) and its reflection in player 2, which is the graph of Matching Pennies (right). Note that reflecting the game in the preferences of player 1 swaps between the same two graphs.

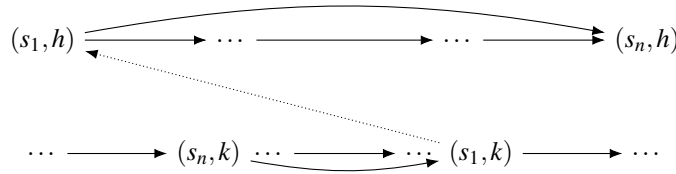


Figure 7. Sketch of Theorem 5.1: Assuming no dominated strategies, we pick a strategy h , and label the other players strategies in order s_1, \dots, s_n . By assumption, s_n does not dominate s_1 , so we can find other another strategy k where s_1 and s_n are reversed. Pick a direction for the arc from (s_1, h) to (s_1, k) (the dotted arc). Requiring there be no MP or CO subgames forces all remaining arcs from (s_i, k) to (s_i, h) to be in the same direction; we obtain a contradiction where either h dominates k or k dominates h .

Definition 4.8. Let $X \subseteq S_1 \times S_2$ be a set of pairs. We say X is a *weak combinatorial rectangle* if for each pair (s_1, s_2) and (t_1, t_2) in X , at least one of (s_1, t_2) or (t_1, s_2) is in X .

Theorem 4.9 (Uniqueness of the sink component). *If a game does not contain Coordination, then the set of sink component profiles is a weak combinatorial rectangle; as a consequence, the game has exactly one sink component.*

Thus we find that CO is responsible for the phenomenon of non-uniqueness of the sink components in games. Consequently it is the cause of the equilibrium selection problem⁵¹, at least for pure Nash equilibria. Preference-zero-sum games do not suffer from this problem, because they do not contain CO. Thus simply sharing a response graph with a zero-sum game is sufficient to ensure that there is a unique sink component.

Corollary 4.10. A preference-zero-sum game has exactly one sink component, and if strict has at most one pure Nash equilibrium.

5 The Importance of Matching Pennies and Coordination

In the previous section we used the 2×2 games Matching Pennies and Coordination as the prototypical examples of preference-zero-sum and preference-potential games respectively. In this section we show that these two games play a key role in introducing strategic complexity to two-player games in any number of strategies.

Theorem 5.1. *In any non-dominance-solvable two-player game, every strategy surviving iterated dominance takes part in a subgame that is a weak form of Matching Pennies or Coordination.*

The proof is given in full the Appendix. The key ideas are given in Figure 7.

A consequence of this theorem is that *two-player games inherit dominance-solvability from their 2×2 subgames*. That is, if every 2×2 subgame has a dominated strategy, then the game is dominance-solvable. Being dominance-solvable, games without MP or CO are somewhat trivial, and so MP and CO are responsible for bringing strategic complexity to a game. In a similar way, we established above that CO brings the problem of equilibrium selection to a game. Recall Corollary 4.7: preference-zero-sum games do not contain CO, and preference-potential games do not contain MP. This theorem immediately gives us a partial converse: strict preference-zero-sum (respectively preference-potential) games either contain MP (respectively CO), or are dominance-solvable.

Corollary 5.2. Every strategy in a strict non-dominance-solvable preference-zero-sum game takes part in an MP subgame. Likewise, every strategy in a strict non-dominance-solvable preference-potential game takes part in an CO subgame.

Matching Pennies is truly the prototypical preference-zero-sum response graph—not only is it the simplest example of such, but all strict non-dominance-solvable preference-zero-sum games contain it. The same is true for Coordination and two-player

preference-potential games. As a consequence, we find that the intersection of strict games which are both preference-zero-sum and preference-potential can contain neither MP nor CO, and thus must be dominance-solvable. This ties together our characterisations of preference-potential and preference-zero-sum games and connects them to the concept of iterated dominance.

Corollary 5.3 (Zero-Sum–Potential–Dominance Theorem). Any strict game that is both preference-zero-sum and preference-potential is dominance-solvable.

6 Applications

In this section we show how analysis of two-player games by their response graphs allows us to gain new insights. We will do this by building a taxonomy of small games, extending the four 2×2 strict games discussed earlier, and showing how real games from the literature fit into our taxonomy and can be analysed using the results of this paper. We will assume all games are strict for simplicity, observing that generalising to non-strict cases is straightforward.

It is worth recalling that the sets of preference-zero-sum games and preference-potential games are quite broad. For instance, as acyclic graphs, DD, SD and CO are preference-potential. As reflected acyclic graphs, DD, SD and MP are preference-zero-sum (Corollary 4.6). As both preference-potential and preference-zero-sum games, DD and SD are dominance-solvable. Thus *every* strict 2×2 game is either preference-potential, preference-zero-sum, or both. In a result³⁴ closely related to Corollary 5.3, the authors proved that any two-player game both strategically-potential and strategically-zero-sum must have a *dominant strategy* for each player. While this is an interesting result, its scope is much more limited than Corollary 5.3; any game preference-equivalent to both a zero-sum and potential game is certainly strategically equivalent to both, but the converse does not hold. For instance, no game with the response graph of SD can ever be strategically-potential and strategically-zero-sum (there are no labels such that the graph and its reflection are both path-independent) but SD is preference-zero-sum and preference-potential and so falls under the wider purview of our theorem. There are even cases⁵² of the explicit study of the yet-more-restricted case of games that are both zero-sum and potential, without it being noted that these games are all dominance-solvable.

6.1 Classification of small two-player games

For 2×2 games we were able to list all four response graphs, and so group them into classes whose behaviour is understood. The 2×2 games are the most commonly used in textbooks^{4,43}. Our results are also sufficient to describe many 2×3 , 2×4 and 3×3 games. We focus on games without dominant strategies. Games which possess dominated strategies can be simplified into smaller games by deleting those strategies⁴.

A easy argument shows that there are *only three* response graphs of strict 2×3 games without dominated strategies. In order for there to be no dominated strategies, the three-strategy player (w.l.o.g. player 1) must prefer their strategies in opposite orders for each of the two strategies of player 2. It remains only to choose the direction of the three arcs for player 2, which gives the three possibilities shown in Figure 8. We can distinguish these graphs via their 2×2 subgames: Figure 8b contains two MP subgames and a SD subgame, so is preference-zero-sum; Figure 8a contains two CO subgames and a SD subgame, so is preference-potential, and in fact is the reflection of 8b; Figure 8c contains both an MP, CO and SD subgame and so is neither preference-potential nor preference-zero-sum, and so is the *unique minimal example* of such a graph. We call these ‘ 2×3 MP’, ‘ 2×3 CO’ and ‘ 2×3 MP-CO’ by analogy with the 2×2 case. All of these graphs are isomorphic to themselves under reversal, and the 2×3 MP-CO game is also isomorphic to itself after reflection of either player. In Myerson’s game theory textbook⁴, we find five examples of 2×3 normal-form games. Of those, four [4, Table 2.8, Table 2.9, Table 3.6, Table 5.3] are (sometimes weak forms of) the 2×3 MP game (Figure 8b). [4, Exercise 3.3d] presents the 2×3 CO game (8a). While the MP-CO game (8c) does not appear explicitly, [4, Table 5.9] presents a 3×3 game with a strategy where the other player is entirely indifferent; if this strategy is deleted, the game becomes the MP-CO. Similarly, in Fudenberg and Tirole⁴³, we find both the 2×3 MP [43, Figure 5.7], a weak form of 2×3 CO [43, Figure 1.3] and a 3×3 game [43, Figure 11.20] with a strategy where one player is indifferent, which when deleted leaves the 2×3 MP-CO game. The technique we used here also works for the 2×4 games. In that case there are 9 distinct response graphs with no dominated strategies (Figure 9): two are preference-zero-sum (9a and 9c), two preference-potential (9g and 9i), and five neither.

There are 156 distinct response graphs of 3×3 strict games without dominated strategies, which can be found by a computer search. Of these, 25 are preference-zero-sum and 30 are preference-potential, and the remaining 101 are neither (Corollary 5.3). We will now pick out some interesting examples from among these. In strict 2×2 and 2×3 games, any game without an MP was acyclic and thus preference-potential. In strict 3×3 this becomes no longer true, and there are exactly two graphs (Figure 10a and 10b) which do not contain a 4-cycle (an MP) and yet do contain a 6-cycle (it is easy to see that every 3×3 game which has a 5-cycle must have a 4-cycle). This can be proved either by brute-force examination of all 156 graphs, or by

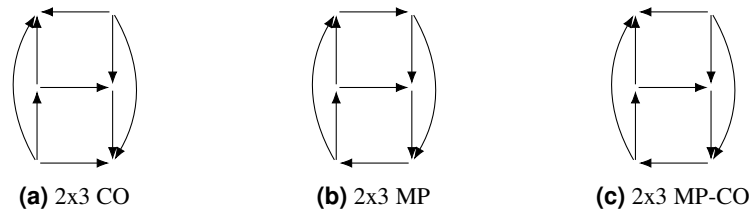


Figure 8. The three response graphs of strict non-dominated 2×3 games

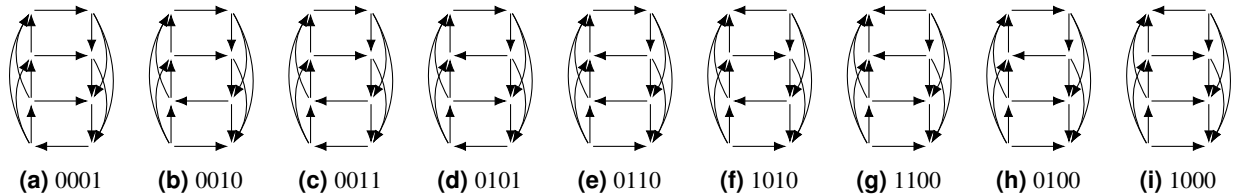


Figure 9. The nine response graphs of strict non-dominated 2×4 games. The binary encoding defines the direction of each arc for player 2. **9a** and **9c** are preference-zero-sum, and **9g** and **9i** are preference-potential.

applying Theorem 5.1, using the following argument: suppose our 3×3 game has six profiles which take part in a cycle, and no smaller cycle. A priori, there are no CO or MP subgames—in order for the game to not have a dominated strategy, each strategy must take part in one (Theorem 5.1), and by the assumption on cycles these subgames must be CO. One finds only two possibilities: either the three remaining nodes are all sources with arcs into the 6-cycle (Figure 10a), or they are all sinks with arcs from the 6-cycle (Figure 10b). We call these graphs the 6-cycle-source and -sink graphs respectively. Interestingly, the 6-cycle-source game appears in both Myerson [4, Table 6.9] and Fudenberg and Tirole [43, Figure 1.15], one of few 3×3 games to appear in either book. By the same reasoning, the reflection of either of these graphs in either player must give a graph which has no CO subgame and yet is not preference-zero-sum. All choices of reflection are in fact isomorphic, giving a graph which we call the Reflected 6-cycle graph (Figure 10c). This is the unique strict 3×3 game containing no CO subgames that is not preference-zero-sum. Its reversal is itself.

In a preference-zero-sum game without dominated strategies, every strategy must take part in a MP subgame (Corollary 5.2). The response graphs of such games are thus typically highly connected—in fact, there are only two 3×3 preference-zero-sum games which are *not* strongly connected and have no dominated strategies. We call these the Inner and Outer Diamond graphs, for their shape (Figure 11a and 11b). They are reversals of each other. The Inner Diamond graph is thus the minimal strict preference-zero-sum game with a pure Nash equilibrium. The Inner Diamond graph appears (in a weak form) in both Myerson [4, Table 3.2] and Fudenberg and Tirole [43, Figure 1.24]. We can recognise the Inner Diamond game in this table simply by noting that the game has a pure Nash equilibrium and is preference-zero-sum (using Corollary 4.6), and the Inner Diamond is the only 3×3 response graph with these properties! Aside from a few games which have many weak arcs or are larger than 3×3 , we have now mentioned almost all the normal form games in these books. Thus with only a small amount of work, our results have classified many of the small response graphs one is likely to encounter.

7 Conclusions

In this paper we examined the structure of the response graphs of two-player games. Response graphs capture the intuitive notion of a ‘game’ underlying the standard payoff-function definition. We show that in two-player games, many properties of a game can be derived from the response graph alone. We characterised the preference-zero-sum and preference-potential games by their response graphs, and discovered an important role played by the graphs of Matching Pennies and Coordination in two-player games.

References

1. Pareto, V. *Manuale di economia politica: con una introduzione alla scienza sociale*, vol. 13 (Società editrice libraria, 1919).
2. Von Neumann, J. & Morgenstern, O. *Theory of games and economic behavior* (Princeton university press, 1944).
3. Rasmusen, E. *Games and Information*, vol. 13 (Basil Blackwell Oxford, 1989).

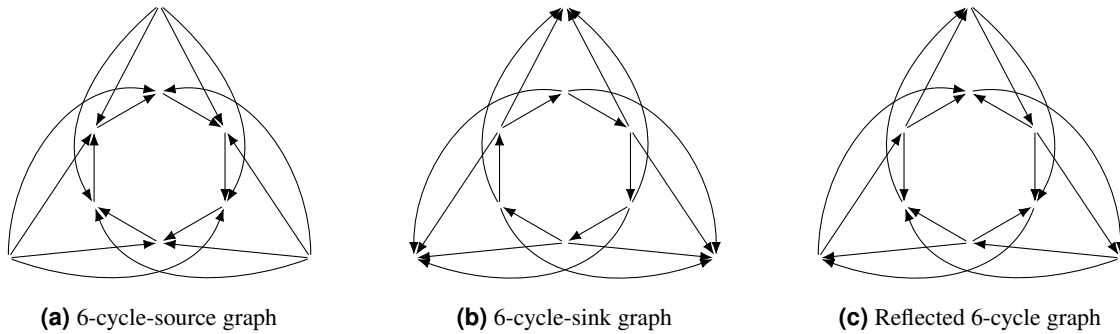


Figure 10. The 6-cycle-source graph (10a) and its reversal, the 6-cycle-sink graph (10b), do not contain MP and yet are not preference-potential. The reflection of either game in either player gives the Reflected 6-cycle graph (10c), which is the unique 3×3 game which does not contain CO yet is not preference-zero-sum.

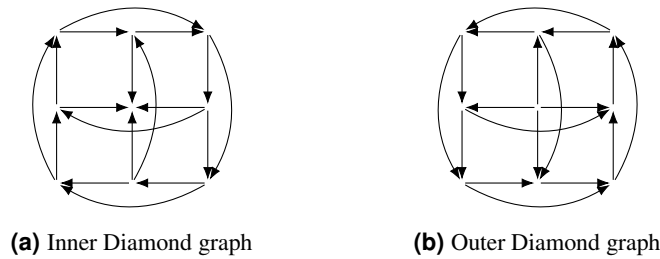


Figure 11. The Inner and Outer Diamond graphs

4. Myerson, R. B. *Game theory: analysis of conflict* (Harvard university press, 1997).
5. Nash, J. Non-cooperative games. *Annals mathematics* 286–295 (1951).
6. Mertens, J.-F. Ordinality in non cooperative games. *Int. J. Game Theory* **32**, 387–430 (2004).
7. Durieu, J., Haller, H., Qu erou, N. & Solal, P. Ordinal games. *Int. Game Theory Rev.* **10**, 177–194 (2008).
8. Cruz, J. & Simaan, M. A. Ordinal games and generalized nash and stackelberg solutions. *J. optimization theory applications* **107**, 205–222 (2000).
9. Smith, J. & Price, G. R. The logic of animal conflict. *Nature* **246**, 15–18 (1973).
10. Roughgarden, T. Algorithmic game theory. *Commun. ACM* **53**, 78–86 (2010).
11. Shoham, Y. & Leyton-Brown, K. *Multiagent systems: Algorithmic, game-theoretic, and logical foundations* (Cambridge University Press, 2008).
12. Daskalakis, C., Goldberg, P. W. & Papadimitriou, C. H. The complexity of computing a nash equilibrium. *SIAM J. on Comput.* **39**, 195–259 (2009).
13. Chen, X. & Deng, X. Settling the complexity of two-player nash equilibrium. In *2006 47th Annual IEEE Symposium on Foundations of Computer Science (FOCS'06)*, 261–272 (IEEE, 2006).
14. Sandholm, W. H. *Population games and evolutionary dynamics* (MIT press, 2010).
15. Piliouras, G. & Shamma, J. S. Optimization despite chaos: Convex relaxations to complex limit sets via poincar e recurrence. In *Proceedings of the twenty-fifth annual ACM-SIAM Symposium on Discrete Algorithms*, 861–873 (SIAM, 2014).
16. Papadimitriou, C. & Piliouras, G. From nash equilibria to chain recurrent sets: Solution concepts and topology. In *Proceedings of the 2016 ACM Conference on Innovations in Theoretical Computer Science*, 227–235 (2016).
17. Vlatakis-Gkaragkounis, E.-V., Flokas, L., Lianas, T., Mertikopoulos, P. & Piliouras, G. No-regret learning and mixed nash equilibria: They do not mix. *Adv. Neural Inf. Process. Syst.* **33**, 1380–1391 (2020).

18. Benaïm, M., Hofbauer, J. & Sorin, S. Perturbations of set-valued dynamical systems, with applications to game theory. *Dyn. Games Appl.* **2**, 195–205 (2012).
19. Hart, S. & Mas-Colell, A. Uncoupled dynamics do not lead to nash equilibrium. *Am. Econ. Rev.* **93**, 1830–1836 (2003).
20. Papadimitriou, C. & Piliouras, G. Game dynamics as the meaning of a game. *ACM SIGecom Exch.* **16**, 53–63 (2019).
21. Omidshafiei, S. *et al.* α -rank: Multi-agent evaluation by evolution. *Sci. reports* **9**, 1–29 (2019).
22. Kleinberg, R. D., Ligett, K., Piliouras, G. & Tardos, É. Beyond the nash equilibrium barrier. In *ICS*, 125–140 (2011).
23. Cheung, Y. K. & Piliouras, G. Vortices instead of equilibria in minmax optimization: Chaos and butterfly effects of online learning in zero-sum games. In *Conference on Learning Theory*, 807–834 (PMLR, 2019).
24. Silver, D. *et al.* Mastering the game of go with deep neural networks and tree search. *Nature* **529**, 484–489 (2016).
25. Silver, D. *et al.* Mastering the game of go without human knowledge. *Nature* **550**, 354–359 (2017).
26. Silver, D. *et al.* A general reinforcement learning algorithm that masters chess, shogi, and go through self-play. *Science* **362**, 1140–1144 (2018).
27. Hernandez-Leal, P., Kartal, B. & Taylor, M. E. A survey and critique of multiagent deep reinforcement learning. *Auton. Agents Multi-Agent Syst.* **33**, 750–797 (2019).
28. Yang, Y. & Wang, J. An overview of multi-agent reinforcement learning from game theoretical perspective. *arXiv preprint arXiv:2011.00583* (2020).
29. Candogan, O., Menache, I., Ozdaglar, A. & Parrilo, P. A. Flows and decompositions of games: Harmonic and potential games. *Math. Oper. Res.* **36**, 474–503 (2011).
30. Papadimitriou, C. & Piliouras, G. From nash equilibria to chain recurrent sets: An algorithmic solution concept for game theory. *Entropy* **20**, 782 (2018).
31. Biggar, O. *Preference games and sink equilibria*. B.Sc. Thesis, Australian National University (2022).
32. Conley, C. C. *Isolated invariant sets and the Morse index*. 38 (American Mathematical Soc., 1978).
33. Candogan, O., Ozdaglar, A. & Parrilo, P. A. Dynamics in near-potential games. *Games Econ. Behav.* **82**, 66–90 (2013).
34. Hwang, S.-H. & Rey-Bellet, L. Strategic decompositions of normal form games: Zero-sum games and potential games. *Games Econ. Behav.* **122**, 370–390 (2020).
35. Diestel, R. Graph theory. *Graduate Texts Math.* **173** (2016).
36. Omidshafiei, S. *et al.* Navigating the landscape of multiplayer games. *Nat. communications* **11**, 1–17 (2020).
37. Goemans, M., Mirrokni, V. & Vetta, A. Sink equilibria and convergence. In *46th Annual IEEE Symposium on Foundations of Computer Science (FOCS'05)*, 142–151 (IEEE, 2005).
38. Roughgarden, T. *Selfish routing and the price of anarchy* (MIT press, 2005).
39. Barany, I., Lee, J. & Shubik, M. Classification of two-person ordinal bimatrix games. *Int. J. Game Theory* **21**, 267–290 (1992).
40. Morris, S. & Ui, T. Best response equivalence. *Games Econ. Behav.* **49**, 260–287 (2004).
41. Moulin, H. & Vial, J.-P. Strategically zero-sum games: the class of games whose completely mixed equilibria cannot be improved upon. *Int. J. Game Theory* **7**, 201–221 (1978).
42. Monderer, D. & Shapley, L. S. Potential games. *Games economic behavior* **14**, 124–143 (1996).
43. Fudenberg, D. & Tirole, J. *Game Theory* (MIT press, 1991).
44. Hwang, S.-H. & Rey-Bellet, L. Simple characterizations of potential games and zero-sum equivalent games. *J. Econ. Theory Econom.* **31**, 1–13 (2020).
45. Hammack, R. H., Imrich, W. & Klavžar, S. *Handbook of product graphs*, vol. 2 (CRC press, 2011).

46. Hubbard, J. H. & Hubbard, B. B. *Vector calculus, linear algebra, and differential forms: a unified approach* (Matrix Editions, 2015).
47. Alongi, J. M. & Nelson, G. S. *Recurrence and topology*, vol. 85 (American Mathematical Soc., 2007).
48. Hofbauer, J. Evolutionary dynamics for bimatrix games: A hamiltonian system? *J. Math. Biol.* **34**, 675–688 (1996).
49. Balduzzi, D. *et al.* The mechanics of n-player differentiable games. In *International Conference on Machine Learning*, 354–363 (PMLR, 2018).
50. Quint, T. & Shubik, M. A theorem on the number of nash equilibria in a bimatrix game. *Int. J. Game Theory* **26**, 353–359 (1997).
51. Harsanyi, J. C., Selten, R. *et al.* A general theory of equilibrium selection in games. *MIT Press. Books* **1** (1988).
52. Li, C., He, F. & Hao, N. Verification and design of zero-sum potential games. *IFAC-PapersOnLine* **53**, 16932–16937 (2020).

A Proofs

Theorem A.1 (Theorem 3.2). *Given a graph G , we can construct a game whose response graph is G , or determine that no such games exist in time linear in the number of arcs.*

Proof. [45, Theorem 22.2] establishes that Hamming graphs, the undirected structure of the response graphs, can be recognised and given a labelling by tuples such that two adjacent nodes differ in a single entry of their tuples. This can be done in time $O(m)$ where m is the number of edges. This labelling is unique up to relabelling. To check if G is the response graph of a game, we first check if its undirected structure is a Hamming graph. If so, its node set is $S_1 \times S_2 \times \dots \times S_n$, and we assign these sets as the strategy sets for each player. Then, for each player i , iterate through each combination of strategies for the other players and ensure that the associated subgraph is directed such that it is acyclic. If not, we reject the graph. If this is true for all players, then the game is a response graph. This loop examines each edge of the graph once, so is $O(m)$.

Finally, we can construct a game giving this response graph by choosing payoffs $1, 2, \dots, k$ to player i for each strategy in S_i , where $|S_i| = k$. Given a combination of strategies for the other players, we order the payoffs to player i to induce the given preference orders. \square

Lemma A.2 (Lemma 3.3). *If the response graph of a two-player game contains the response graph of a 2×2 game, then the profiles which take part form a 2×2 subgame.*

Proof. The result is a special case of a general property of Hamming graphs.

Suppose p_1, p_2, p_3, p_4 are profiles, and the undirected structure of the subgame induced by them is a 4-cycle, with nodes in this order. Let $p_1 = (a_1, b_1)$ and $p_2 = (a_2, b_1)$ without loss of generality. Then p_3 is comparable to p_2 but not p_1 , so again without loss of generality $p_3 = (a_2, b_2)$. Finally, p_4 is comparable to p_1 and p_3 but not p_2 , and so we conclude that $p_4 = (a_1, b_2)$. Thus these profiles correspond to the subgame $\{a_1, a_2\} \times \{b_1, b_2\}$. \square

Theorem A.3 (Theorem 4.5). *Given an undirected path p between two profiles v and w in the labelled response graph, the path-sum of p is the signed sum of arc labels on this path. A two-player game (u_1, u_2) is strategically-potential if and only if the path-sum of any path between the same two nodes is identical. It is strategically-zero-sum if and only if its reflection $(u_1, -u_2)$ is strategically-potential.*

Proof. Mathematically, the path-sum of a path $p = v_1, v_2, \dots, v_n$ is the (signed) sum of arc labels along p , that is

$$\text{pathsum}(p) = \sum_{i=1}^{n-1} (u_{p_i}(v_i) - u_{p_i}(v_{i+1}))$$

where p_i is the unique player such that v_i and v_{i+1} are p_i -comparable. A game is path-independent if for any nodes v_1 and v_n , all undirected paths from v_1 to v_n have the same path-sum.

Claim: A game (u_1, u_2) is strategically-potential if and only if it is path-independent.

Suppose (u_1, u_2) is potential with potential function f , and let $p_1 = v, x_1, \dots, x_n, w$ and $p_2 = v, y_1, \dots, y_m, w$ be two paths between v and w . The path-sum is

$$\text{pathsum}(p_1) = u(v)_{p_1} - u(x_1)_{p_1} + \sum_{i=2}^{n-1} (u(x_i)_{p_1} - u(x_{i+1})_{p_1}) + u(x_n)_{p_1} - u(w)_{p_1}$$

$$\text{pathsum}(p_1) = f(v) - f(x_1) + \sum_{i=2}^{n-1} (f(x_i) - f(x_{i+1})) + f(x_n) - f(w)$$

$$\text{pathsum}(p_1) = f(v) - f(x_1) + f(x_1) - f(x_n) + f(x_n) - f(w)$$

$$\text{pathsum}(p_1) = f(v) - f(w)$$

where we have used the fact that the sum is telescoping. By identical reasoning, $\text{pathsum}(p_2) = f(v) - f(w) = \text{pathsum}(p_1)$.

For the converse, suppose (u_1, u_2) is path-independent. Define an order $v \preceq w$ if the path-sum of any path from v to w is non-negative. This is well-defined because all such paths have the same path-sum, and since the graph is connected all elements are comparable under this relation. This is reflexive, and we can see that it is transitive by the following. If $v \preceq w \preceq t$, then the path-sum from v to t is the sum of the path-sums of paths from v to w and w to t respectively, and these are each non-negative, so the path-sum from v to t is also non-negative. This order must have minimal elements as it is finite. Choose one, call it z . Define a potential function f as follows. Set $f(z) = 0$, and for any other node x , define $f(x) = \text{pathsum}(p_{x \rightarrow z})$, where $p_{x \rightarrow z}$ is any undirected path from x to z .

Now we show this is indeed a potential function. Let v and w be i -comparable profiles. Choose paths $p_{v \rightarrow z}$ and $p_{z \rightarrow w}$. Since u is path-independent, the path-sum along the one-step path $p = u, v$, which is $u(v)_i - u(w)_i$, must be equal to the path-sum of the concatenated path $p_{u \rightarrow z} p_{z \rightarrow v}$, and this is equal to $f(u) + (-f(v))$, so f is a potential function. This establishes the claim.

Now observe that (u_1, u_2) and (v_1, v_2) are strategically equivalent if and only if $(u_1, -u_2)$ and $(v_1, -v_2)$ are strategically equivalent. Suppose (u_1, u_2) is zero-sum. Then the payoff in any profile (s_i, s_j) is $(x_{i,j}, -x_{i,j})$ for some real $x_{i,j}$. In the reflected game $(u_1, -u_2)$ the payoff is $(x_{i,j}, x_{i,j})$. This game is an *identical interest game*, and thus a potential game, with potential function $f : S_1 \times S_2 \rightarrow \mathbb{R}$, $f(s_i, s_j) = x_{i,j}$. Thus if (v_1, v_2) is strategically-equivalent to (u_1, u_2) , then $(v_1, -v_2)$ is strategically-equivalent to $(u_1, -u_2)$, so is strategically-potential. For the converse, suppose that (u_1, u_2) is potential, with potential function $f : S_1 \times S_2 \rightarrow \mathbb{R}$. Then the game $(f, -f)$ is clearly a zero-sum game, and its reflection (f, f) is a potential game with potential f by the above. For either player i and i -comparable profiles v and w , $u_i(v) - u_i(w) = f(v) - f(w)$ and so (u_1, u_2) is strategically equivalent to (f, f) . By transitivity, any game strategically equivalent to (u_1, u_2) has a reflection which is strategically-zero-sum, as it is strategically equivalent to $(f, -f)$. \square

Corollary A.4 (Corollary 4.6). A two-player game (u_1, u_2) is preference-potential if and only if every cycle in its response graph contains only weak arcs. It is preference-zero-sum if and only if its reflection $(u_1, -u_2)$ is preference-potential.

Proof. If the labelled response graph is path-independent, then any cycles must contain only weak arcs, so by Theorem 4.5 this is a necessary condition. For sufficiency, observe that if the response graph has only cycles with weak arcs, we can construct a preference-equivalent game with a potential function by traversing the response graph in reverse topological order.

Suppose (u_1, u_2) is preference-zero-sum, so preference-equivalent to some zero-sum game (z_1, z_2) . By Theorem 4.5, $(z_1, -z_2)$ is potential, and $(u_1, -u_2)$ is preference-equivalent to $(z_1, -z_2)$. For the converse, suppose $(u_1, -u_2)$ is preference-equivalent to some potential game (w_1, w_2) . By Theorem 4.5, $(w_1, -w_2)$ is strategically equivalent to a zero-sum game (z_1, z_2) . By transitivity, and the fact that strategically equivalent games are preference-equivalent, (u_1, u_2) is preference-equivalent to (z_1, z_2) . \square

Corollary A.5 (Corollary 4.7). Every weak form of CO contained in a preference-zero-sum game is made up of only weak arcs. Likewise, every weak form of MP contained in a preference-potential game is made up of only weak arcs.

Proof. If a game contains a weak form of CO then it is a subgame (Lemma 3.3). Any such subgame becomes a subgame isomorphic to a weak form of MP in the reflected game. However, in a preference-potential game, any MP subgame must consist of only weak arcs, and so in a preference-zero-sum game any CO must consist of only weak arcs, by Theorem 4.5. \square

Theorem A.6 (Theorem 4.9). *If a game does not contain Coordination, then the set of sink equilibrium profiles is a weak combinatorial rectangle; as a consequence, the game has exactly one sink equilibrium.*

Proof. Let (a,b) and (x,y) be profiles contained in (possibly different) sink equilibria. For contradiction, assume that neither (a,y) nor (x,b) are in sink equilibria, and so neither (a,b) nor (x,y) have arcs to them. However, we find that the subgame $\{a,x\} \times \{b,y\}$ now has the structure of CO, which contradicts our assumption. Thus the sink equilibrium profiles are a weak combinatorial rectangle, and without loss of generality there is an arc $(a,b) \longrightarrow (x,b)$. Now we show uniqueness by demonstrating that (a,b) and (x,y) must be in the same sink equilibrium. Since there is an arc $(a,b) \longrightarrow (x,b)$, (x,b) is in the same sink equilibrium as (a,b) . If there is an arc $(x,b) \longrightarrow (x,y)$ then (x,y) is also in this equilibrium; if there is an arc $(x,y) \longrightarrow (x,b)$ then (x,y) is in the same sink equilibrium as (x,b) and so, by transitivity, (a,b) . As at least one of these arcs must exist, the result is proved. \square

Corollary A.7 (Corollary 4.10). A preference-zero-sum game has exactly one sink equilibrium, and if strict has at most one pure NE.

Proof. Preference-zero-sum games do not contain CO (Corollary 4.7), and so there is one sink equilibrium by Theorem 4.9. If a strict pure NE exists then it is a singleton sink equilibrium. As there is exactly one sink equilibrium, this is the only pure NE. \square

Theorem A.8 (Theorem 5.1). *In any non-dominance-solvable two-player game, every strategy surviving iterated dominance takes part in a subgame that is a weak form of Matching Pennies or Coordination.*

Proof. We assume that all iteratively dominated strategies have been removed. As the game is not dominance-solvable, there are at least two strategies remaining for both players and no strategy dominates another. Now let h be some strategy for player 2 (without loss of generality). We show that h takes part in a 2×2 subgame isomorphic to a weak form of MP or CO. Let s_1, \dots, s_n be the strategies for player 1, ordered by payoff for player 1 when player 2 plays h , that is, $u_1(s_1, h) \leq u_1(s_2, h) \leq \dots \leq u_1(s_n, h)$.

Suppose first that $u_1(s_1, h) = u_1(s_n, h)$, then $u_1(s_i, h) = u_1(s_j, h)$ for any s_i and s_j . Pick any other strategy k for player 2. If there exists s_i and s_j where $u_2(s_i, h) \leq u_2(s_i, k)$ and $u_2(s_j, h) \geq u_2(s_j, k)$, then $\{s_i, s_j\} \times \{h, k\}$ is a weak form of MP or CO. If there do not exist such a pair of s_i and s_j , then we find that $u_2(s_i, h) < u_2(s_i, k)$ for every s_i or $u_2(s_i, h) > u_2(s_i, k)$ for every s_i , implying that h dominates or is dominated by k , contradicting our assumption.

Now suppose that $u_1(s_1, h) < u_1(s_n, h)$. No strategy dominates any other, so s_n does not dominate s_1 , and thus there is some strategy k for player 2 where $u_1(s_n, k) \leq u_1(s_1, k)$. If $u_1(s_1, h) = u_1(s_1, k)$, then the subgame $\{s_1, s_n\} \times \{h, k\}$ is a weak form of MP or CO. Assuming this does not hold, there are two cases, for which the argument is symmetric while only reversing the role of MP and CO. In case (1), player 2 prefers k when player 1 plays s_1 , so $u_2(s_1, k) > u_2(s_1, h)$, and case (2) is the opposite, where $u_2(s_1, k) < u_2(s_1, h)$.

Now let s_i be any strategy with $u_1(s_i, k) \leq u_1(s_1, k)$. Since s_1 is least preferred by player 1 when player 2 plays h , we also have $u_1(s_1, h) \leq u_1(s_i, h)$. By case (1) we also have $u_2(s_1, k) < u_2(s_i, h)$. Thus we cannot also have $u_2(s_i, h) \geq u_2(s_i, k)$, as the subgame $\{s_1, s_i\} \times \{h, k\}$ would be a weak form of MP. Thus for any such s_i , $u_2(s_i, h) > u_2(s_i, k)$. In particular, this implies that $u_2(s_n, h) > u_2(s_n, k)$. Now let s_j be any strategy with $u_1(s_j, k) \geq u_1(s_n, k)$. Since s_n is most preferred by player 1 when player 2 plays h , we also have $u_1(s_j, h) \leq u_1(s_n, h)$. By the above, we also have $u_2(s_n, h) > u_2(s_n, k)$. Thus we cannot also have $u_2(s_j, h) \leq u_2(s_j, k)$, as $\{s_n, s_j\} \times \{h, k\}$ would be a weak form of CO. Thus for any such s_i , $u_2(s_i, h) > u_2(s_i, k)$.

However, all strategies $s \in S_1$ have now been handled, and so we find that strategy h dominates strategy k for player 2, contradicting our original assumption. Case (2) follows identical reasoning, swapping CO and MP and concluding with k dominating h . \square

Corollary A.9 (Corollary 5.2). Every strategy in a strict non-dominance-solvable preference-zero-sum game takes part in an MP subgame. Likewise, every strategy in a strict non-dominance-solvable preference-potential game takes part in an CO subgame.

Proof. By Theorem 5.1, every strategy surviving iterated dominance in a strict game takes part in a subgame which is CO or MP. If the game is strict preference-zero-sum, there are no CO subgames, and likewise in a strict preference-potential game there are no MP subgames, proving the result. \square

Corollary A.10 (Corollary 5.3). Any strict game that is both preference-zero-sum and preference-potential is dominance-solvable.

Proof. By Corollary 4.7, strict preference-zero-sum games do not contain CO, and strict preference-potential games do not contain MP, but games containing neither are dominance-solvable by Theorem 5.3. \square