

# Optimizing Crop Management with Reinforcement Learning and Imitation Learning

Ran Tao<sup>1</sup>, Pan Zhao<sup>1</sup>, Jing Wu<sup>1</sup>, Nicolas F. Martin<sup>1</sup>, Matthew T. Harrison<sup>2</sup>,  
Carla Ferreira<sup>3</sup>, Zahra Kalantari<sup>4</sup>, Naira Hovakimyan<sup>1</sup>

<sup>1</sup> University of Illinois at Urbana-Champaign, <sup>2</sup> Tasmanian Institute of Agriculture,

<sup>3</sup> Stockholm University, <sup>4</sup> KTH Royal Institute of Technology

{rant3,panzhao2,jingwu6,nfmartin,nhovakim}@illinois.edu,

matthew.harrison@utas.edu.au, carla.ferreira@natgeo.su.se, zahrak@kth.se

## Abstract

Crop management, including nitrogen (N) fertilization and irrigation management, has a significant impact on the crop yield, economic profit, and the environment. Although management guidelines exist, it is challenging to find the optimal management practices given a specific planting environment and a crop. Previous work used reinforcement learning (RL) and crop simulators to solve the problem, but the trained policies either have limited performance or are not deployable in the real world. In this paper, we present an intelligent crop management system which optimizes the N fertilization and irrigation simultaneously via RL, imitation learning (IL), and crop simulations using the Decision Support System for Agrotechnology Transfer (DSSAT). We first use deep RL, in particular, deep Q-network, to train management policies that require all state information from the simulator as observations (denoted as full observation). We then invoke IL to train management policies that only need a limited amount of state information that can be easily obtained or measured in the real world (denoted as partial observation) by mimicking the actions of the previously RL-trained policies under full observation. We conduct experiments on a case study using maize in Florida, and compare trained policies with a maize management guideline in simulations. Our trained policies under both full and partial observations achieve better outcomes, resulting in a higher profit or a similar profit with a smaller environmental impact. Moreover, the partial-observation management policies are directly deployable in the real world as they use readily available information.

## Introduction

The world’s agricultural system is facing significant challenges. It needs to produce food for a population expected to reach 9.6 billion by 2050, and simultaneously reduce environmental impacts, including ecosystem degradation and high greenhouse gas emissions (Searchinger et al. 2019). There are plenty of management factors influencing the crop yield and environment impact, among which nitrogen (N) fertilization and irrigation are two of the most significant ones (Reddy et al. 2003). Based on empirical experience and existing agricultural studies, local best management practice for N fertilization and irrigation exist among farmers.

However, it remains to be seen whether the current management practices are optimal and whether these strategies perform well in the presence of changes in climate, yield price, and management cost. Thus, new methods are urgently needed to help farmers build cost-effective and readily deployable systems (Ara et al. 2021) that provide optimal management policies given a particular condition (including climate, yield price, management cost, etc.) and a target (e.g., maximum economic profit). Since reinforcement learning (RL) has already demonstrated an extraordinary ability in solving tasks involving sequential decision making (SDM) in robotics and games (Kaufmann et al. 2018; Mnih et al. 2015), we see the great potential of RL in optimizing crop management, which is essentially a SDM problem (Wu et al. 2022). As plentiful interactions between the RL agent and the environment are required for policy training, it is impossible to implement field trial-based methods (Akkaya et al. 2019), which necessitates the use of agricultural simulation models (Palmer et al. 2013) for RL-based training.

Recently, the authors of (Wu et al. 2022) trained policies for nitrogen (N) management using deep RL and the Decision Support System for Agrotechnology Transfer (DSSAT) (Jones et al. 2003), one of the most widely used crop models in the world. Their trained policies under full observations outperformed a baseline policy from (Mandrini et al. 2022) by achieving a higher yield or a similar yield with less N fertilizer input. However, there are a few limitations with their study. First, variables optimized were limited in number as only N management was included. Also, only one reward function was adopted in the tests and it is unclear whether their framework works well for various situations with different reward functions. More importantly, their trained policies under full observations are not implementable in the real world as they need much information that is not accessible by farmers such as nitrate leaching and plant nitrogen uptake on each day. Although they conducted experiments on policy training under partial observation, using only easily obtained or measured states in reality, the training results could not outperform the baseline policy, let alone the ones under full observation. These limitations motivate our work in this paper.

This paper presents an intelligent crop management system, depicted in Figure 1, that generates *deployable* and *adaptable* management policies based on RL, imitation

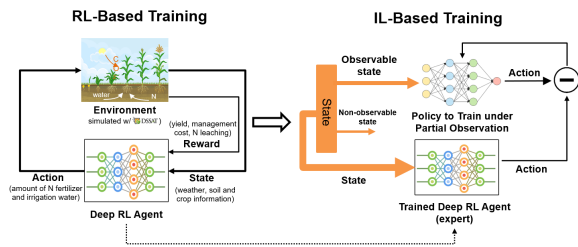


Figure 1: Framework of the intelligent crop management system using RL and IL. We first use RL to train management policies under full observation. Then, the RL-trained policies are used as the expert to train policy under partial observation with IL.

learning (IL) and crop simulations via DSSAT. The new framework is a straightforward combination of RL on crop management, from (Wu et al. 2022), and IL on solving the problem of partial observation through mimicking the actions of an expert that utilizes full observation, from (Zhang et al. 2016). Furthermore, we validate the performance of the proposed framework with a case study of maize crop in Florida by comparing the results of all the trained policies with that of a baseline policy following a corn production guide for farmers in Florida (Wright et al. 2004). Compared to (Wu et al. 2022), this paper has the following novelties. Firstly, we increase the action space by including irrigation, another essential management practice as irrigated land represents 20 percent of the total cultivated land and contributes 40 percent of the total food produced worldwide (Bank 2020). Secondly, we investigate the RL-based policy training with different reward functions that represent different tradeoff among crop yield, N fertilizer use, water use, and environment impact during the crop growth cycle. We also analyze the adaptation of the trained policies when a different target, represented by the reward function, is provided. Most importantly, since we failed to find a good policy with standard RL, we leverage IL as a new tool to find the optimal management policies that require only state information that can be easily obtained or measured in the real world as the input (partial observation). Since all the required input for trained policies under partial observation can be easily acquired in the real world, the path to deployment of our intelligent crop management system is paved, and field tests can be conducted to prove the effectiveness of our trained policies.

## Related Work

### Reinforcement Learning in Crop Management

By viewing crop management as a SDM problem, to be more specific, as a Markov decision process (MDP) problem, researchers have applied RL to find the optimal crop management from simulators; however, this work is very much in its infancy. A simple RL method optimizing wheat management in France was presented by (Garcia 1999). (Sun et al. 2017) researched the optimization of the irrigation management for the maize crop in Texas, US. The pre-

vious two papers did not include a comprehensive study due to their small state space and action space. For instance, only one single state was included for RL training in (Sun et al. 2017). (Ashcraft and Karra 2021) utilized proximal policy optimization (PPO) algorithm to optimize management policy for fertilizer and irrigation; however, the results are disappointing as the trained policies cannot outperform some baseline methods in the simulation. Recently, a more profound analysis on applying RL to train crop management policies was proposed by (Wu et al. 2022), in which they focused on the policy training of N fertilization for maize in Florida and Iowa. They included a larger state space, and the trained policies under full observation achieved better outcomes than a baseline method based on their design of the reward function.

### Crop Models for Reinforcement Learning

As the real-world farm experiments are laborious, time-consuming, and cost-inefficient, crop models are becoming essential tools for estimating the crop responses to climate change on crop production (Zhao et al. 2019). Until now, multiple crop simulation models have been developed for major crops (Bassu et al. 2014; Asseng et al. 2013). According to (Jones et al. 2017), APSIM and DSSAT are the two most widely used crop models.

For current available crop models, the users need to pre-define the management practice before the start of a simulation. However, RL aims to find optimal policies that decide the management practices in (near) real time according to the current weather, plant, and soil conditions. Given this concern, efforts have been made to enable real-time communication between an RL agent and the crop environment during a simulation. Along this line, the authors of (Overweg, Berghuijs, and Athanasiadis 2021) developed the CropGym environment for training fertilization policies following the convention of the Open AI Gym (Brockman et al. 2016), an environment widely used for developing and testing RL agents. Another interface based on the SIMPLE crop model for Open AI Gym is proposed in (Zhao et al. 2019) for russet potato. While these works prove the feasibility of deploying RL methods for crop management, the simulation models are over-simplified without detailed information on the crop and environment. In comparison, Gym-DSSAT, based on the widely used DSSAT, is developed for training management policies with RL (Gautron et al. 2022). It enables daily interactions between an RL agent and the simulated crop environment in DSSAT.

### Imitation Learning for Policy Training

Imitation learning (IL), training of an agent by directly imitating the actions determined by an expert, has been widely applied in the field of robotics, including autonomous aerial and ground vehicles. (Zhang and Cho 2016) applied IL on autonomous driving using an expert driver as the learning target. (Zhang et al. 2016) alternatively used the Model Predictive Control (MPC) algorithm to train a control policy under partial observation. Both of these works indicate the great ability of IL in finding good policies given an expert. (Zhang et al. 2016) further demonstrates the ability of IL

in policy training under partial observation, which is usually difficult to achieve a good result from standard RL due to the less available information compared to the full observation case. However, to the best of our knowledge, there has been no reported work on applying IL for crop management.

## Methods

### Markov Decision Processes Problem Formulation

The N fertilization and irrigation management is formulated as a finite Markov decision processes (MDP) problem here. On each day  $t$ , the agent receives the states of the environment,  $s_t$ , and chooses the action  $a_t$  from the action space  $\mathcal{A}$ .  $s_t$  contains information related to the weather, plant, and soil at given day, and the detailed composition of the state space can be found in Table 7 from (Wu et al. 2022).  $a_t$  consists of the amount of N fertilizer input,  $N_t$ , and the amount of irrigation water input,  $W_t$ , for that day. Given  $s_t$  and  $a_t$ , a reward  $r_t(s_t, a_t)$  can be calculated, and the agent aims to find the optimal  $a_t$  that maximizes the future discounted return, which is defined as  $R_t = \sum_{\tau=t}^T \gamma^{\tau-t} r_\tau$ , where  $\gamma$  is the discounted factor to be designed. The reward function  $r_t(s_t, a_t)$  at day  $t$  is defined as:

$$r_t(s_t, a_t) = \begin{cases} w_1 Y - w_2 N_t - w_3 W_t - w_4 N_{l,t} & \text{if harvest at } t, \\ -w_2 N_t - w_3 W_t - w_4 N_{l,t} & \text{otherwise,} \end{cases} \quad (1)$$

where  $w_1, w_2, w_3, w_4, Y, N_{l,t}$  are weight factors to be determined, yield, and the amount of nitrate leaching respectively.  $Y$  and  $N_{l,t}$  are variables in  $s_t$ .

### Training Management Policies under Full Observation using Deep RL

Deep Q-network (DQN) is selected for policy training, and a deep neural network is used to present the action-value function, also known as the Q function (Mnih et al. 2015). The Q function is defined as  $Q^*(s, a) = \max_{\pi} \mathbb{E}[R_t | s_t = s, a_t = a, \pi]$ , where  $\pi$  is a policy. Given a  $Q^*$  function and an action  $s_t$ , a greedy policy defined as  $a_t^* = \max_{a \in \mathcal{A}} Q^*(s_t, a)$  is often used to find the optimal action  $a_t$ . The neural network parameter at iteration  $i$ , denoted by  $\theta_i$ , is updated by minimizing the loss function:

$$L_i(\theta_i) \triangleq \mathbb{E}_{(s,a,r,s')} \left[ r + \gamma \max_{a' \in \mathcal{A}} Q(s', a'; \theta_i^-) - Q(s, a; \theta_i) \right], \quad (2)$$

where  $s, a, r, s'$  and  $\gamma$  denote current state, current action, current reward of  $s$  and  $a$ , next state, and discount factor respectively, and  $\theta_i^-$  is the parameter of the target network. The tuples  $(s, a, r, s')$  are randomly chosen from the replay buffer, which is a memory base of previous tuples  $(s, a, r, s')$  during training. The RL-trained policies under full observation are used later as the experts during IL.

### Crop Simulations and Daily Interactions with DSSAT and Gym-DSSAT

Although widely used for decades, DSSAT has a severe issue that the users cannot change the setup of the simulation once started, which makes real-time management decisions

impossible. The communication gap between the simulation and the RL agent is bridged by Gym-DSSAT (Gautron et al. 2022), which enables the RL agent to interact with the simulated environment from DSSAT (i.e., reading the weather, soil, and crop information and applying management practices) on a daily basis.

### Training Management Policies under Partial Observation using Imitation Learning

In IL, the agent learns to accomplish a task by mimicking the behavior of an expert (Osa et al. 2018), as opposed to learning from scratch by trial-and-error in RL (Hussein et al. 2017). For the crop management problem, when an expert policy is provided, behavior cloning, the simplest form of IL, can be applied to train a new policy network,  $\pi(s, \theta)$ , with the parameters  $\theta$ , as follows. We first collect demonstrations, state-action pairs  $(s, a)$ , from the expert policy and store them into a dataset  $\mathcal{D}$ . Then, the policy network is updated by minimizing the loss function:  $L(\theta) = \sum_{s \in \mathcal{D}} \|\pi(s, \theta) - a\|$ , which represent the difference between the output of the policy network with  $s$  as the input, and  $a$ , the action determined by the expert policy given  $s$ .

## Experiments and Results

Experiments on the training of N and irrigation management policies for the maize crop in 1982 Florida were conducted under both full observation and partial observation to validate the feasibility and benefit of the proposed framework. We used DQN to train management policies under full observation, and the trained policies are then used as the experts to train management policies under partial observation using IL. We tested the performance of all the trained policies in simulation and compared the results with that of a baseline policy following a corn production guide for farmers in Florida (Wright et al. 2004).

### Policy Training under Full Observation with RL

DQN was implemented for training management policies under full observation. We tested with 5 different reward functions with different meanings in reality to demonstrate the adaptability of our framework. The detailed description of states from the simulator can be found in Table 5.

**Implementation Details** The Q-network was designed to have 3 hidden layers with 256 units in each layer. The discrete action space was set as:  $\mathcal{A} = \{40k \frac{\text{kg}}{\text{ha}} \text{ N fertilizer} \& 6k \frac{\text{L}}{\text{m}^2} \text{ Irrigation water} | k = 0, 1, 2, 3, 4\}$ , with a size of 25. The discount factor was set to be 0.99. For updating the Q-network, we utilized Pytorch and Adam (Kingma and Ba 2014) optimizer with an initial learning rate of 1e-5 and a batch size of 640.

Five different functions for  $r_t$  were used to train the RL agent, and the parameters used in each reward function (RF) are listed in Table 1. RF 1 represents the economic profit (\$/ha) that farmers gain based on the approximate price of maize and cost of N fertilizer and irrigation water from (Mandrini et al. 2022) and (Wright et al. 2004). RFs 2-4 indicate the economic profit under different situations. For ex-

	$w_1$	$w_2$	$w_3$	$w_4$
RF 1	0.158	0.79	1.1	0
RF 2	0.158	0.79	0	0
RF 3	0.158	0.79	0.55	0
RF 4	0.158	1.58	1.1	0
RF 5	0.2	1	1	5

Table 1: Parameters in each reward function (RF)

ample, RF 2 represents the extreme case when irrigation water is free, and RF 4 mimics the situation when the price of N fertilizer is doubled. Compared with RFs 1-4 which consider economic profit only, RF 5 includes the additional term of nitrate leaching, an environmental factor. Nitrate leaching is a major cause of environmental problems including eutrophication of watercourses and soil degradation (Wu et al. 2022), and thus unfavorable. RF 5 is designed with similar weights on Yield, N, and W, and a much larger weight on nitrate leaching to promote minimal nitrate leaching.

**Policy Evaluation** Policies were trained under each reward function design. For illustration purpose, the training curves using RF 1 and RF 5 are shown in Figure 2.

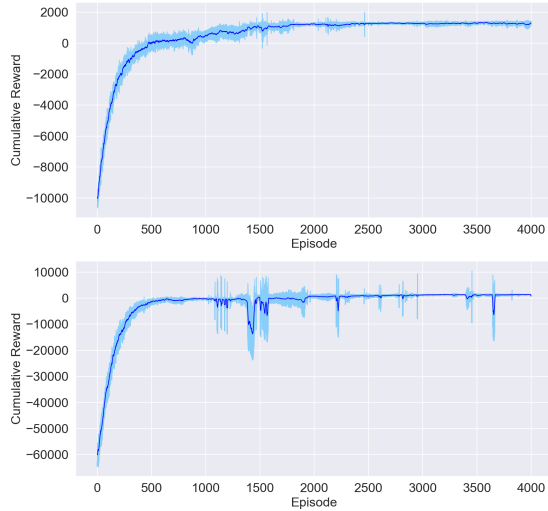


Figure 2: Cumulative reward versus episodes for policy training under RF 1 (Top) and RF 5 (Bottom). Results are averaged over five trials, with light-blue shaded areas denoting the variance.

The evaluation results of all the trained policies under full observation are shown in Table 2 and Table 3. It’s worth mentioning that due to the random initialization of the Q-network and the fact that the Q-network gets updated every episode, the policies evaluated above may not represent the most ideal one from training. However, the trained policies we picked are representative enough to demonstrate the ability of RL to optimize crop management and the influence of the reward functions on the training results. According to Table 2, the reward function affects the strategy of the

	N Input (kg/ha)	Water Input (L/m <sup>2</sup> )	$N_l$ (kg/ha)	Yield (kg/ha)
Baseline Policy	360	393.7	212.6	10771.5
Trained Policy 1	240	156	38.5	10998
Trained Policy 2	240	594	69.2	11291.8
Trained Policy 3	240	168	37.3	11109.3
Trained Policy 4	160	108	41.9	10116.7
Trained Policy 5	200	138	39.2	10926.1

Table 2: Evaluation results of trained policies under full observation and the baseline policy.  $N_l$  represents the N leaching amount. Trained Policy x indicates that the policy was trained using RF x. The trained policies from our RL-based framework have different strategies targeting their own reward function design.

trained policy. For example, with RF 2, which indicates zero cost of irrigation water, the trained policy decides to apply much more irrigation water than the rest, which leads to a much higher yield and the largest cumulative reward. In addition, Trained Policy 3 chooses to apply less N fertilizer due to the higher cost of N fertilizers represented in the RF 3. According to Table 3, all the trained policies outperform the baseline policy under all the RFs (except Trained Policy 2 under RF 1). Trained Policy 5 achieves the largest cumulative reward calculated with RFs 1, 3, 4, and 5, which may be attributed to the stochasticity in the training process and the benefit of penalizing nitrate leaching through the reward in helping the RL agent find an optimal or near-optimal policy. Ignoring trained policy 5, we see that given a RF to compute the cumulative rewards of different trained policies, the largest reward is almost always achieved by the policy trained with this particular RF (e.g., Trained Policy 3 earns the highest reward with RF 3 among Trained Policies 1, 2, 3, and 4). In general, the results above demonstrate the ability of RL to optimize crop management under different criteria.

Application history of N fertilizer and irrigation water from all the trained policies are also analyzed. For illustration purpose, the application history of the baseline policy and Trained Policy 1 is visualized in Figure 3. For all of the trained policies, most N fertilizer and irrigation water are applied during April-June, which is the crucial growth period for maize (Huang et al. 2015). This fact further certifies the reasonableness of our trained policies.

### Policy Training under Partial Observation with RL and IL

During the policy training under full observation, we included all the states from DSSAT as the input to the RL agent. However, most of the states available in DSSAT, including nitrate leaching and daily nitrogen denitrification,

	RF 1	RF 2	RF 3	RF 4	RF 5
Baseline Policy	984	1418	1201	700.0	338
Trained Policy 1	1377	1548	1462	1187	1611
Trained Policy 2	941	<b>1595</b>	1268	752	1078
Trained Policy 3	1381	1566	1473	1191	1627
Trained Policy 4	1353	1472	1413	1227	1546
Trained Policy 5	<b>1417</b>	1568	<b>1492</b>	<b>1259</b>	<b>1651</b>

Table 3: Performance of the baseline policy and trained policies in terms of cumulative reward computed using different reward functions (RF). For each reward function, the largest cumulative reward value is shown in bold. Our framework always finds management policies better than the baseline using RL.

cannot be obtained or even measured by farmers with existing instruments in reality. As a result, there is no way to implement those trained policies on a real farm, and a policy that only utilize state information that can be easily obtained or measured (partial observation) by farmers is necessary for field tests. Here, we trained the policy under partial observation with both RL and IL. In IL, the RL-trained policies under full observation were used as experts to train new policies.

**Policy Training with RL** Under partial observation, we first experimented on the policy training with RL, and the setup was identical to the case of full observation, except that the state space used here was smaller. Although we tried with different dimensions of the neural network, learning rate, decay rate of  $\epsilon$ , and batch size, all trained policies converged to a single policy which applies 0 N fertilizer and 0 irrigation water every day. A typical training curve for policy training under partial observation with RL is shown in Figure 4. Thus, it is much challenging to find a good policy under partial observation with RL, which works well for policy training under full observation. The unsatisfactory training results from RL under partial observation motivate us to leverage IL, a much easier and straightforward approach, for policy training under partial observation.

**Policy Training with IL** With IL, the policies were trained by imitating the actions determined by the experts, which are the previously RL-trained policies under full observation. We ran the simulations with the expert policies to create the demonstrations and stored the generated pairs of observation and actions. Mean squared error loss function was applied and stochastic gradient descent algorithms were used to solve the optimization problem.

We conducted two experiments with IL, one using Trained Policy 1 as the expert, and the other with Trained Policy 5. We used a deep neural network to represent the policy again with 3 hidden layers and 256 units. However,

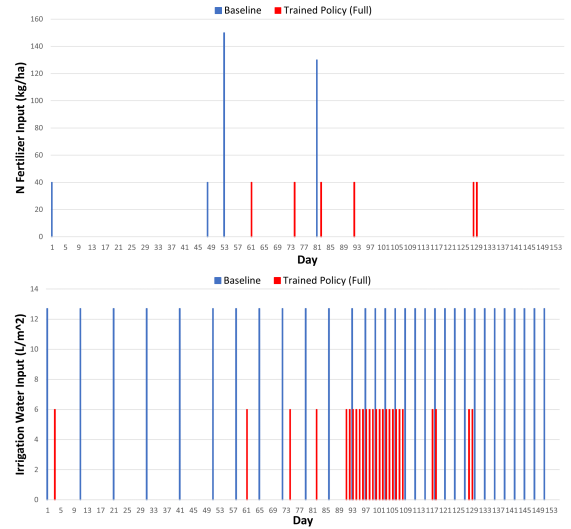


Figure 3: Comparison of the N fertilization (Top) and irrigation (Bottom) determined from the baseline policy and Trained Policy 1.

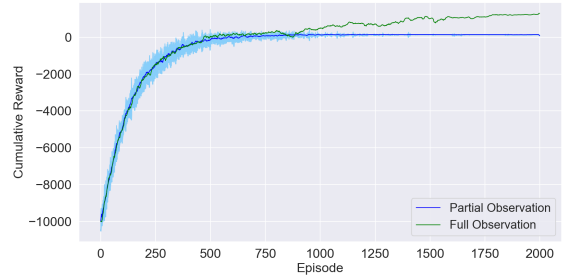


Figure 4: Cumulative reward versus episodes for policy training under partial observation with RF 1. Results are averaged over five trials, with the light-blue shaded area denotes the variance. The cumulative reward achieved in the partial observation case is much smaller than that from the full observation case.

the output of the network, which has a different dimension of two here, represents the amount of N fertilizer and irrigation water, respectively. A Sigmoid function was used at the last layer of the network to restrict its output such that the first element is between 0-160 and the second element between 0-24. For the case study with Trained Policy 1 as the expert, the batch size was set to be 10, and for that with Trained policy 5, the batch size was 64.

Note that the policy to be trained here has a continuous action space, while the action space of RL-trained policies is discrete. A continuous action space may lead to unrealistic behavior because the trained policy is very likely to decide to take actions frequently, applying a small amount of fertilizer and irrigation every day, which is impractical for farmers to follow. Thus, we also evaluated the trained policies with 'round', in which we round the action determined by the policy to the closest value in the action space  $\mathcal{A}$  used



	N Input (kg/ha)	Water Input (L/m <sup>2</sup> )	$N_l$ (kg/ha)	Yield (kg/ha)	RF 1	RF 5
Baseline Policy	360	393.7	212.6	10771.5	984.4	337.6
RL-Trained Policy 1 (Full)	240	156	38.5	10998	1376.5	N/A
IL-Trained Policy 1 (Partial)	245.6	238.9	43.4	11279.8	1325.5	N/A
IL-Trained Policy 1 (Partial, Round)	240	210	41.4	11199.5	1348.9	N/A
RL-Trained Policy 5 (Full)	200	138	39.2	10926.1	N/A	1651
IL-Trained Policy 5 (Partial)	192.6	141.6	38.1	10944.2	N/A	1663.9
IL-Trained Policy 5 (Partial, Round)	200	144	40.8	10783.7	N/A	1608.6

Table 4: Performance comparison between RL-trained policies and their corresponding IL-trained policies.  $N_l$  represents the N leaching amount. Using our framework, policies under partial observation can be trained with IL and outperform the baseline method.

in RL training. The evaluation results of the trained policies are shown in Table 4. The application history following Trained Policy 5 and its corresponding IL-trained policy is also visualized in Figure 5 for illustration purpose. Based on these results, the IL-trained policies under partial observation achieved higher cumulative rewards compared to the baseline policy with both RF 1 and 5. In addition, the actions determined by the IL-trained policies are very similar to those from the experts, and almost identical when actions are actions.

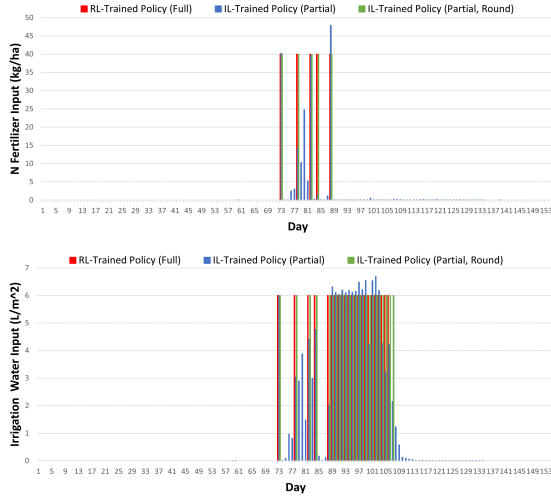


Figure 5: Application history of N fertilization (Top) and irrigation (Bottom) from RL-Trained policy 5 and the corresponding IL-Trained Policy 5. The IL-trained policies under partial observation have extremely similar decisions compared with RL-trained policies under full observation.

### Path to Deployment

It is very likely that the trained management policies, which work well in the DSSAT-simulated environment, may perform poorly in the real world, due to the uncertainty with weather and the mismatch between the crop models used to train the policies and the real cropping system. This is the well-known *sim-to-real* gap associated with transferring RL

policies trained in simulators to the real world.

### Closing the Sim-To-Real Gap

To improve the robustness of the trained management policies, we will leverage *domain and dynamics randomization* techniques, proposed to mitigate the sim-to-real gap (Tobin et al. 2017; Peng et al. 2018). More specifically, we will perturb selected key parameters of the model and randomize weather conditions when training the policy, which could “force” the trained policies to be robust against model and weather uncertainties. As our work focuses on presenting the framework of RL and IL on crop management and validation of its performance, we do not include experiments on these ideas yet, but we plan to have follow-up study addressing the robustness issue in the future.

### Deployment on a Real Farm

The IL-trained management policies for the partial observation case can be readily deployed on a real farm as all the 12 states used by the policies can be easily observed or measured with sensors. Soil and climate data corresponding to the farm for field tests need to be collected to configure the crop model within DSSAT, and shall be used for policy training. After training, on each day, given the current soil and weather information, the trained policies will make management decisions, i.e., how much N fertilizers and water to add, and farmers or experimenters can then follow these decisions to apply the management practices. After harvest, based on the amount of water and fertilizer used, and the crop yield, the performance of the management policies can be evaluated. Our next step is to conduct field experiments in collaboration with Prof. Nicolas Martin from the Department of Crop Science at the University of Illinois South Farms in Urbana, Illinois, USA, to verify the efficacy of the proposed framework.

### Conclusion

Finding the optimal crop management policy for N fertilization and irrigation is vital to achieving maximum yield while minimizing the management cost and environmental impact. In this paper, we present a framework for finding the optimal management policy with deep reinforcement learning (RL), imitation learning (IL), and crop simulations based on DSSAT. Experiments are conducted for the maize crop in

Table 5: State space description

State	Description	Included in Partial Observation Study?
cumsumfert	cumulative nitrogen fertilizer applications (kg/ha)	Yes
dap	days after simulation started	Yes
dt	growing degree days for current day (C/d)	Yes
istage	DSSAT maize growing stage	Yes
vstage	vegetative growth stage (number of leaves)	Yes
pltpop	plant population density (plant/m <sup>2</sup> )	Yes
rain	rainfalls for the current day (mm/d)	Yes
srad	solar radiations during the current day (MJ/m <sup>2</sup> /d)	Yes
tmax	maximum temperature for current day (C)	Yes
tmin	minimum temperature for current day (C)	Yes
sw	volumetric soil water content in soil layers (cm <sup>3</sup> [water] / cm <sup>3</sup> [soil])	Yes
xlai	plant population leaf area index (m <sup>2</sup> _leaf/m <sup>2</sup> _soil)	Yes
nstres	index of plant nitrogen stress (unitless)	
pcngrn	massic fraction of nitrogen in grains (unitless)	
swfac	index of plant water stress (unitless)	
tleachd	daily nitrate leaching (kg/ha)	
grnwt	grain weight dry matter (kg/ha)	
cleach	cumulative nitrate leaching (kg/ha)	
cnox	cumulative nitrogen denitrification (kg/ha)	
tnoxd	daily nitrogen denitrification (kg/ha)	
trnu	daily nitrogen plant population uptake (kg/ha)	
wtnup	cumulative plant population nitrogen uptake (kg/ha)	
topwt	top weight (kg/ha)	
es	actual soil evaporation rate (mm/d)	
runoff	calculated runoff (mm/d)	
wtdep	depth to water table (cm)	
rtdep	root depth (cm)	
totaml	cumulative ammonia volatilization (kgN/ha)	

Florida, where both fertilization and irrigation are necessary for crop growth. Under full observation, i.e. with access to all variables from the simulator, deep Q-network (DQN), a deep RL algorithm, is used to train management policies. Under partial observation, i.e., with access to a limited number of states from DSSAT that are observable or measurable in the real world, imitation learning is used to train management policies by mimicking the behaviors of the RL-trained policies under full observation. Given variations in potential reward functions, the trained policies from RL have different strategies during the decision-making to achieve maximum rewards. This shows that our proposed framework adapts to different scenarios. Also, all trained policies under both full and partial observation achieve better results compared to a production guideline for the maize crop in Florida. Furthermore, the trained policies under partial observation paves the way for real world deployment of our framework as they only need readily accessible information. Our future work includes improving the robustness of the trained policies in the presence of model mismatch and uncertain weather conditions. Since the IL-trained policies under partial observation are readily deployable, we are ready to test the efficacy of the proposed management system on a real farm, which we plan to pursue as a next step.

## References

- Akkaya, I.; Andrychowicz, M.; Chocie, M.; Litwin, M.; McGrew, B.; Petron, A.; Paino, A.; Plappert, M.; Powell, G.; Ribas, R.; et al. 2019. Solving rubik's cube with a robot hand. *arXiv preprint arXiv:1910.07113*.
- Ara, I.; Turner, L.; Harrison, M. T.; Monjardino, M.; DeVoi, P.; and Rodriguez, D. 2021. Application, adoption and opportunities for improving decision support systems in irrigated agriculture: A review. *Agricultural Water Management*, 257: 107161.
- Ashcraft, C.; and Karra, K. 2021. Machine Learning aided Crop Yield Optimization. *arXiv preprint arXiv:2111.00963*.
- Asseng, S.; Ewert, F.; Rosenzweig, C.; Jones, J. W.; Hatfield, J. L.; Ruane, A. C.; Boote, K. J.; Thorburn, P. J.; Rötter, R. P.; Cammarano, D.; et al. 2013. Uncertainty in simulating wheat yields under climate change. *Nature climate change*, 3(9): 827–832.
- Bank, T. W. 2020. Water in Agriculture. <https://www.worldbank.org/en/topic/water-in-agriculture#:~:text=Irrigated%20agriculture%20represents%2020%20percent,the%20total%20food%20produced%20worldwide>.
- Bassu, S.; Brisson, N.; Durand, J.-L.; Boote, K.; Lizaso, J.; Jones, J. W.; Rosenzweig, C.; Ruane, A. C.; Adam, M.; Baron, C.; et al. 2014. How do various maize crop models vary in their responses to climate change factors? *Global change biology*, 20(7): 2301–2320.
- Brockman, G.; Cheung, V.; Pettersson, L.; Schneider, J.; Schulman, J.; Tang, J.; and Zaremba, W. 2016. Openai gym. *arXiv preprint arXiv:1606.01540*.
- Garcia, F. 1999. Use of reinforcement learning and simulation to optimize wheat crop technical management. In *Proceedings of the International Congress on Modelling and Simulation*, 801–806.
- Gautron, R.; Gonzalez, E. J. P.; Preux, P.; Bigot, J.; Maillard, O.-A.; and Emukpere, D. 2022. *gym-DSSAT: a crop model turned into a Reinforcement Learning environment*. Ph.D. thesis, Inria Lille.
- Huang, C.; Duiker, S. W.; Deng, L.; Fang, C.; and Zeng, W. 2015.

- Influence of precipitation on maize yield in the Eastern United States. *Sustainability*, 7(5): 5996–6010.
- Hussein, A.; Gaber, M. M.; Elyan, E.; and Jayne, C. 2017. Imitation learning: A survey of learning methods. *ACM Computing Surveys (CSUR)*, 50(2): 1–35.
- Jones, J. W.; Antle, J. M.; Basso, B.; Boote, K. J.; Conant, R. T.; Foster, I.; Godfray, H. C. J.; Herrero, M.; Howitt, R. E.; Janssen, S.; et al. 2017. Brief history of agricultural systems modeling. *Agricultural systems*, 155: 240–254.
- Jones, J. W.; Hoogenboom, G.; Porter, C. H.; Boote, K. J.; Batchelor, W. D.; Hunt, L.; Wilkens, P. W.; Singh, U.; Gijsman, A. J.; and Ritchie, J. T. 2003. The DSSAT cropping system model. *European Journal of Agronomy*, 18(3–4): 235–265.
- Kaufmann, E.; Loquercio, A.; Ranftl, R.; Dosovitskiy, A.; Koltun, V.; and Scaramuzza, D. 2018. Deep drone racing: Learning agile flight in dynamic environments. In *Conference on Robot Learning*, 133–145.
- Kingma, D. P.; and Ba, J. 2014. Adam: A method for stochastic optimization. *arXiv preprint arXiv:1412.6980*.
- Mandrini, G.; Pittelkow, C. M.; Archontoulis, S.; Kanter, D.; and Martin, N. F. 2022. Exploring Trade-Offs Between Profit, Yield, and the Environmental Footprint of Potential Nitrogen Fertilizer Regulations in the US Midwest. *Frontiers in plant science*, 13.
- Mnih, V.; Kavukcuoglu, K.; Silver, D.; et al. 2015. Human-level control through deep reinforcement learning. *Nature*, 518(7540): 529–533.
- Osa, T.; Pajarinen, J.; Neumann, G.; Bagnell, J. A.; Abbeel, P.; Peters, J.; et al. 2018. An algorithmic perspective on imitation learning. *Foundations and Trends® in Robotics*, 7(1–2): 1–179.
- Overweg, H.; Berghuijs, H. N.; and Athanasiadis, I. N. 2021. Crop-Gym: a reinforcement learning environment for crop management. *arXiv preprint arXiv:2104.04326*.
- Palmer, M. W.; Cooper, J.; Tétard-Jones, C.; et al. 2013. The influence of organic and conventional fertilisation and crop protection practices, preceding crop, harvest year and weather conditions on yield and quality of potato (*Solanum tuberosum*) in a long-term management trial. *European Journal of Agronomy*, 49: 83–92.
- Peng, X. B.; Andrychowicz, M.; Zaremba, W.; and Abbeel, P. 2018. Sim-to-real transfer of robotic control with dynamics randomization. In *IEEE International Conference on Robotics and Automation (ICRA)*, 3803–3810.
- Reddy, B.; Reddy, P. S.; Bidinger, F.; and Blümmel, M. 2003. Crop management factors influencing yield and quality of crop residues. *Field Crops Research*, 84(1–2): 57–77.
- Searchinger, T.; Waite, R.; Hanson, C.; Ranganathan, J.; Dumas, P.; Matthews, E.; and Klirs, C. 2019. Creating a sustainable food future: A menu of solutions to feed nearly 10 billion people by 2050. Final report.
- Sun, L.; Yang, Y.; Hu, J.; Porter, D.; Marek, T.; and Hillyer, C. 2017. Reinforcement learning control for water-efficient agricultural irrigation. In *2017 IEEE International Symposium on Parallel and Distributed Processing with Applications and 2017 IEEE International Conference on Ubiquitous Computing and Communications (ISPA/IUCC)*, 1334–1341.
- Tobin, J.; Fong, R.; Ray, A.; Schneider, J.; Zaremba, W.; and Abbeel, P. 2017. Domain randomization for transferring deep neural networks from simulation to the real world. In *IEEE/RSJ International Conference on Intelligent Robots and Systems (IROS)*, 23–30.
- Wright, D.; Marois, J.; Rich, J.; and Sprenkel, R. 2004. Field Corn Production Guide: SS AGR 85/AG202, 1/2004. *EDIS*, 2004(1).
- Wu, J.; Tao, R.; Zhao, P.; Martin, N. F.; and Hovakimyan, N. 2022. Optimizing Nitrogen Management with Deep Reinforcement Learning and Crop Simulations. In *Proceedings of the IEEE/CVF Conference on Computer Vision and Pattern Recognition*, 1712–1720.
- Zhang, J.; and Cho, K. 2016. Query-efficient imitation learning for end-to-end autonomous driving. *arXiv preprint arXiv:1605.06450*.
- Zhang, T.; Kahn, G.; Levine, S.; and Abbeel, P. 2016. Learning deep control policies for autonomous aerial vehicles with mpc-guided policy search. In *2016 IEEE international conference on robotics and automation (ICRA)*, 528–535. IEEE.
- Zhao, C.; Liu, B.; Xiao, L.; Hoogenboom, G.; Boote, K. J.; Kassie, B. T.; Pavan, W.; Shelia, V.; Kim, K. S.; Hernandez-Ochoa, I. M.; et al. 2019. A SIMPLE crop model. *European Journal of Agronomy*, 104: 97–106.