

Collisionless Pattern Discovery in Robot Swarms Using Deep Reinforcement Learning

Nelson Sharma*, Aswini Ghosh*, Rajiv Misra*, Supratik Mukhopadhyay[†], and Gokarna Sharma[‡]

*Department of Computer Science and Engineering, Indian Institute of Technology, Patna, India

[†]Department of Environmental Sciences, Louisiana State University, Baton Rouge, Louisiana, USA

[‡]Department of Computer Science, Kent State University, Kent, Ohio, USA

E-mail: {nelson_2121cs07, aswini_2121cs02, rajivm}@iitp.ac.in; mmukho1@lsu.edu; gsharma2@kent.edu

Abstract—We present a deep reinforcement learning-based framework for automatically discovering patterns available in any given initial configuration of fat robot swarms. In particular, we model the problem of collision-less gathering and mutual visibility in fat robot swarms and discover patterns for solving them using our framework. We show that by shaping reward signals based on certain constraints like mutual visibility and safe proximity, the robots can discover collision-less trajectories leading to “well-formed” gathering and visibility patterns.

Index Terms—Swarm robots, Pattern formation, Gathering, Collision avoidance, Deep reinforcement learning

I. INTRODUCTION

In recent years, swarm robotics [1] has gained a lot of attention from the research community. In a swarm, a number of robots work together collectively for performing a certain task, such as disaster recovery, foraging, mapping, etc [2]. In many cases, it is assumed that there is no explicit means of communication between the robots (e.g., in a bandwidth-limited disaster zone); a robot can only see others through a camera that provides a 360° view. The robots are *anonymous* (no unique identifiers), *disoriented* (no agreement on coordinate systems or units of distance), *autonomous* (no external control), and *indistinguishable* (no external identifiers). In the *classical oblivious swarm* model [4], [52], the position of every robot is considered as a point on 2D plane and has a local co-ordinate system. Each robot senses other robots using sensory equipment installed on it, such as a camera. However, the robots are considered *silent* since it is assumed that there is no direct communication among them [4], [52]. Each robot executes the same algorithm.

Additionally, each robot executes *Look-Compute-Move* (LCM) cycle – when a robot is activated, it takes a snapshot of its surroundings from its local perspective (*Look*), then it uses the snapshot and the algorithm it is executing to determine an action to take (*Compute*), and finally it performs the action (*Move*). A swarm of robots can operate asynchronously, semi-synchronously or fully synchronously. In the *fully synchronous* operating model, every robot in the swarm becomes active in every LCM cycle and cycles of every robot are synchronized (i.e., there is a global clock). In the *semi-synchronous* operating model, not all swarm robots necessarily become active in every LCM cycle, but LCM cycles are synchronized (i.e.,

there is still a global clock). In the *asynchronous* operating model, not every robot is necessarily active all the time, the duration of each LCM cycle is arbitrary, and the LCM cycles of different robots are not synchronized (i.e., no global clock). In the classical model, robots are oblivious because they do not keep memory of what they did in any past LCM cycle.

There has been a lot of research recently in forming patterns with maximum visibility and gathering without collisions for swarm robots in the classical model [7]–[14]. *Pattern formation* concerns arranging n robots in a given pattern on the plane. A configuration of robots matches the pattern if rotation, translation, and scaling of the configuration can produce the pattern explicitly [7]–[14]. An algorithm solves a pattern formation problem, if given any configuration of n robots located initially at distinct points on a plane, it enables them to reach a configuration that matches the given pattern and remain stationary thereafter [39]. Specific patterns like *circle formation* have been considered in [23]–[27]. *Convex hull* and *cubic spline* formations as solutions to the *mutual visibility* problem – i.e., each robot sees all others in the swarm, have also been studied in the classical model [17], [41]. Pattern formation has been studied in [42] for UAVs. Pattern Formation via Deep Reinforcement Learning (DRL) has been studied in [43]. The objective in the *gathering* problem is to arrange the robots as close together as possible around a gathering point (that may or may not be known a priori) [38].

Existing pattern formation algorithms belong to two broad classes: *combinatorial* algorithms and *machine learning-based* approaches. In the combinatorial paradigm [3]–[37], it is assumed that the target pattern to be formed is given as input to the robots and one designs a sophisticated algorithm to arrange robots to be positioned on the target pattern positions, starting from a given initial configuration. Designing such algorithms is labor-intensive, error-prone, and time consuming. Additionally, the designed combinatorial algorithm may not work for any initial configuration, for example, many combinatorial algorithms on the literature assume that the initial configurations are *asymmetric* [3]–[6]. The same kind of assumption of asymmetric initial configuration extends also to the combinatorial algorithms for gathering in the literature. Existing machine learning based approaches [38]–[51] attempt

to solve pattern formation for a given target pattern, i.e., similarly as in the combinatorial algorithms, the target pattern needs to be given to the machine learning algorithm.

It would be ideal, given any initial configuration (symmetric/asymmetric), if the valid target patterns could be identified and discovered, even when the target pattern is not given as input a priori. In this paper, we precisely aim to do that for the first time in the context of swarm robotics. Particularly, we seek a *single algorithm* that can *identify* and *discover* patterns that provide solutions to problems such as mutual visibility or gathering, rather than giving as input the solution pattern beforehand and the goal of the algorithm is to reach to the given target from the given initial configuration.

We present a DRL-based framework for automatically discovering patterns available in any given initial configuration of robot swarms. We depart from the literature and consider robot swarms which are not points but *fat* – and opaque robots with an extent and hence they occupy certain area. In particular, we model the problem of collision-less gathering and mutual visibility in fat opaque robot swarms and discover patterns for solving them using our framework. Since our proposed approach is DRL-based, it is based on designing good reward functions. We show that designing reward signals based on constraints like mutual visibility and safe proximity, the robots can discover collision-less trajectories leading to “well-formed” gathering and visibility patterns.

In summary, we make the following two major contributions.

- We model the problem of automatic pattern discovery for collision-less gathering in robot swarms and formulate it in terms of DRL framework.
- We propose DRL based approach for the collision-less gathering and pattern discovery using multiple policies to discover “well-formed” gathering patterns.

II. RELATED WORK

Specific target pattern formation for swarm robots have been extensively studied in [27]–[31], [40], [41]. Optimal convex hull pattern formation assuming obstructed visibility has been studied in [40]. In [41], the authors studied proposed self organised cubic spline based pattern formation method. Several researchers have studied circular pattern formation [27] problem. In [29], authors have investigated the plane formation problem that requires a swarm of robots moving in the three-dimensional Euclidean space to land on a common plane and considered the fully synchronous setting and where robots are endowed with only visual perception. Most works that studied pattern formation problem considered the classic oblivious point swarm model [30], [39]. In [39], the authors presented a combinatorial framework for the pattern formation problem and used a randomized procedure for leader election in their proposed algorithm. They measured the time complexity of their algorithms in “epochs” (i.e., time interval in which every robot performs at least one look-compute-move step).

For the fundamental problem of gathering, the authors in [16] considered gathering of N autonomous robots on a plane, which requires all robots to meet at a single point under *limited visibility*. Here the point of gathering is not known beforehand. The authors in [38] significantly improved the time complexity of gathering under limited visibility model with the assumption that the point of gathering is known beforehand.

The authors in [37] considered the state machine representation to formulate the gathering problem and developed a distributed algorithm that solves the problem of gathering for any number of fat robots. In [43], the authors proposed a Deep Reinforcement Learning (DRL)-based method that generates general-purpose pattern formation strategies for any target pattern. A bio-inspired algorithm was proposed in [47] to control robot swarms for pattern formation. The authors in [49] have formulated reward functions to ensure drones arrive at their destinations following predefined routes avoiding collisions. The authors in [50] presented the idea of guided policy learning and investigated how to learn to control a group of cooperative agents with limited sensing capabilities such as robot swarms. The authors in [51] presented a framework for collision-less flying of drones over a directed circulant digraph.

However, none of the above discussed approaches have attempted discovering collision-less patterns where mutual visibility is maximized with or without predefined gathering points. In this paper, we consider a DRL-based framework for discovering “well-formed” patterns for mutual visibility and gathering where gathering point may not be known beforehand.

III. SYSTEM MODEL AND PRELIMINARIES

Robot Swarm. A robot swarm is a collection on n robots moving autonomously inside a rectangular region of size $(2X_w, 2Y_w)$ on a 2D Cartesian plane with origin being at the center of the rectangle. The robots are *fat* and *opaque*, meaning that a robot ($n \in N$) is represented as a circular opaque disk of radius R_{bot} . As shown in Fig. 1 (left), a robot has a center and a circular body of fixed size. A robot’s position vector (P_n) and velocity vector (V_n) are assumed to be known at all times, recorded using sensors internal to robots. It is assumed that all robots are fitted with sensors that can detect the positions of neighboring robots within a fixed distance from their centers, called the *scan-radius* (R_{scan}). The sensors’ readings for a robot provide: (i) the number of neighbors (G_n^{all}), (ii) the number of fully visible neighbors (G_n^{vis}), and (iii) the number of occluded neighbors (G_n^{occ}). Additionally, a *safe distance* (δ_s) is defined, which can be used to calculate a measure of how unsafe is the current positioning of the robots.

Since robots are fat and opaque, a robot B_i is said to be *occluded* by robot B_j from the view of robot B_k if any part of B_i lies in the shadow formed by B_j assuming that a point source of light placed at the center of B_k , as shown in Fig. 1 (right). Two robots are *mutually visible* to each other if and only if none of them are occluded by any robot from the

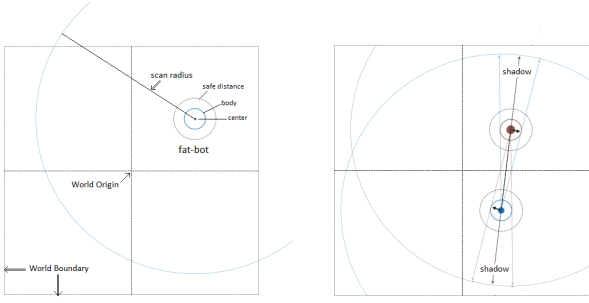


Figure 1: (left) Fat robot model (right) Visibility model

other's view. The robots are allowed to move in any direction by changing their velocity vector ($V_n = [V_n^x, V_n^y]$) within a fixed range ($V^{min} \leq V_n^x, V_n^y \leq V^{max}$) at each time cycle.

Problem Formulation. The goal of robot swarm is to discover appropriate patterns for gathering such that the robots do not collide with each other and maintain maximum visibility among one another during pattern formation. We consider two gathering problem variations as follows:

Gathering at a Predefined Point. In this case, the robots are initially scattered far apart, i.e., mostly outside the scan-radius of each other. It is assumed that the gathering point is at the origin of the environment.

Gathering without a Predefined Point. We assume a very large scan-radius and all robots are within the scan-radius of each other. Gathering point is not known a priori and the robot swarm has to decide the appropriate gathering place.

Markov Decision Process. We formulate the above variations of the gathering problem as an appropriate *Markov Decision Process (MDP)* and solve it using a DRL-based approach that tries to maximize its underlying reward function. The MDP is formulated as follows:

- *State Space (S)*: The State Space contains the position coordinates of all the robots.

$$S = \{P_n\} : \forall n \in \{1 \dots N\} \quad (1)$$

- *Action Space (A)*: The Action Space contains the velocity components that can be set at a given time-step, for all the robots.

$$A = \{[V_n^x, V_n^y]\} : \forall n \in \{1 \dots N\} \quad (2)$$

- *Reward Function (R)*: The reward for each time-step is based on the *Reward Signal (C)* from the current state (S_t) and the next state (S_{t+1}).

$$\mathcal{R}(S_{t+1}|S_t, A_t) = \mathcal{C}(S_{t+1}) - \mathcal{C}(S_t) \quad (3)$$

where, the Reward Signal for a given state is a weighted sum of multiple signals. We define two reward signals, C_1 and C_2 as follows:

$$C_1(S_t) = \sum_{C \in C_1} C(S_t) \quad (4)$$

$$C_2(S_t) = \sum_{C \in C_2} C(S_t) \quad (5)$$

where, C_1 and C_2 are sets of signals defined as:

$$C_1 = \{C_{close}, C_{safety}, C_{neighbors}, C_{visible}\} \quad (6)$$

$$C_2 = \{C_{nclose}, C_{safety}, C_{neighbors}, C_{visible}\} \quad (7)$$

where, the members are defined as follows:

- C_{close} : measure of closeness of robots from the origin. This signal causes robots to move closer to the gathering point, i.e., the origin.

$$C_{close}(S_t) = 1 - W_{close} \sum_{n \in N} \|P_n(t)\| \quad (8)$$

- C_{safety} : is the sum of safety measure (F_{safe}) for all robots, which helps robots to avoid collisions maintaining appropriate distance between each other.

$$C_{safety}(S_t) = W_{safety} \sum_{i,j \in N, i \neq j} F_{safe}(i, j, t) \quad (9)$$

where, F_{safe} is defined between robots i and j at time-step t , based on a known constant *safe-distance* (δ_s), as follows:

$$F_d = \|P_i(t) - P_j(t)\| - \delta_s$$

$$F_{safe}(i, j, t) = \begin{cases} \sqrt{\delta_s + R_{bot} - F_d}, & F_d \geq 0, \\ 0, & F_d < 0, \end{cases}$$

- $C_{neighbors}$: denotes the number of neighbors and encourages the robots to have more robots in their neighborhood.

$$C_{neighbors}(S_t) = W_{neighbors} \sum_{n \in N} G_n^{all}(t) \quad (10)$$

- $C_{visible}$: denotes total number of neighbors that are currently fully visible for each robot and encourages maximum visibility within the robot swarm.

$$C_{visible}(S_t) = W_{visible} \sum_{n \in N} G_n^{vis}(t) \quad (11)$$

- C_{nclose} : measures the average distances from all neighbors for each robot. In the absence of a priori gathering point, this signal encourages robots to move closer to each other for gathering.

$$C_{nclose}(S_t) = 1 - W_{nclose} \sum_{i,j \in N, i \neq j} \|P_i(t) - P_j(t)\| \quad (12)$$

The weights assigned to each signal (W_i) are chosen so as to normalize the values to the range $[0, 1]$.

- *Initial States (S_0)*: We consider three types of initial state configurations:

- *Scattered*: robots are uniformly scattered along a roughly circular shape with radius $\min(X_w, Y_w)$.
- *Distributed*: robots are equally scattered near any two of the corners of the environment.
- *Packed*: robots are closely placed in a line (or multiple lines).

An initial state configuration $(\mathcal{S}_0, \epsilon)$ is chosen at the start of each episode where \mathcal{S}_0 is a set of n coordinates, one for each robot, and ϵ is the noise radius. A robot (B_n) is placed at a location $(P_n(0))$ given by:

$$P_n(0) = P_n^0 + \mathcal{U}(-\epsilon, \epsilon) \quad (13)$$

where P_n^0 is a predefined point generated based on the initial state (\mathcal{S}_0) . Initial position of a robot is determined by adding uniformly sampled noise (ϵ) to each dimension of P_n^0 .

For gathering at a predefined point, we use the reward signal \mathcal{C}_1 , which tries to maximize the \mathcal{C}_{close} signal causing robots to move closer to a pre-defined gathering point. In contrast, for gathering without a predefined point, we shall use the reward signal \mathcal{C}_2 in our MDP which tries to maximize the \mathcal{C}_{nclose} signal causing robots to move closer to each other. For both the problems, the common reward signal is \mathcal{C}_{safe} which encourages collision-less movement at a safe distance; and $\mathcal{C}_{visible}$ which encourages maximum mutual visibility.

Proximal Policy Optimization (PPO). PPO [53] is a policy optimization algorithm where the parameterized policy is updated using one of two objective functions. The first is *clipped objective* function (L_C) defined as follows:

$$L_C = \mathbb{E}_t \left[\min(r_t \hat{A}_t, \text{clip}(r_t, 1 - \epsilon_c, 1 + \epsilon_c) \hat{A}_t) \right] \quad (14)$$

where, \hat{A}_t represents the advantage estimate, ϵ_c represents the *clipping hyper-parameter* and r_t is the ratio of probabilities given by the current policy (π_i) and an older version of it (π_{i-1}), defined as:

$$r_t = \frac{\pi_i(A_t|S_t)}{\pi_{i-1}(A_t|S_t)} \quad (15)$$

The clipped objective can be maximized using a mini-batch (\mathcal{D}) of trajectories, in which case the objective becomes:

$$L_C = \frac{1}{|\mathcal{D}|T} \sum_{\mathcal{D}} \sum_{t=0}^T \min(r_t \hat{A}_t, \text{clip}(r_t, 1 - \epsilon_c, 1 + \epsilon_c) \hat{A}_t) \quad (16)$$

where, T represents the trajectory length. The advantage is estimated using a truncated version of *Generalized Advantage Estimation* (GAE) [54] defined as:

$$\delta_t = \mathcal{R}_t + \gamma V(S_{t+1}) - V(S_t) \quad (17)$$

$$\hat{A}_i(\gamma, \lambda) = \sum_{l=0}^{T-t-1} (\gamma \lambda)^l \delta_{i+t} \quad (18)$$

where, λ is a hyper-parameter, γ is the discount factor, and V represents the value function.

Notice that PPO is an on-policy algorithm, i.e., it uses the latest policy to sample actions during the learning process. The exploration is dependent on the randomness in the stochastic policy. As the policy is tuned over time, the randomness in sampled action decreases which often causes the agent to explore less, leading to the policy settling in a local optima.

We shall take advantage of this fact and use multiple policies to move around local optima until we find a satisfactory one. This can be achieved, in one way, by altering the value of discount factor during multiple runs of the learning algorithm.

IV. ALGORITHM

To discover a gathering pattern, we use Algorithm 2 to generate two policies sequentially using an augmented version of the Clipped Proximal Policy Optimization (Clipped-PPO) algorithm developed in [53]. The first policy (Π_0) is called the *Base* policy and the second one (Π_1) is called the *Auxiliary* policy. The base policy finds near-optimal patterns in most cases but may sometimes get stuck on sub-optimal patterns (i.e., *local optima*). The Auxiliary policy is used to break out of local optima and improve the reward further. The base policy uses a larger value of the discount factor (γ) and trains on longer horizons. On the other hand, the auxiliary policy uses a smaller value of discount factor and trains on short horizons using only the sub-optimal patterns formed by the base policy as the initial states. The pattern can be sub-optimal, in the sense that the robots do satisfy the gathering criteria only to a certain degree. In other words, it might be possible that the reward can be further maximized to obtain a more optimal pattern. In such a case, the auxiliary policy is trained starting at various sub-optimal patterns formed by the base policy and is expected to improve the pattern further using a few more steps. The algorithm additionally uses hyper-parameters which are described in Table I.

Table I: Hyper-parameters used in proposed algorithms

Hyper-Parameter	Description
γ	Discount Factor
λ	GAE Lambda
ϵ_c	Clipping Range for Objective
α	Learning Rate for policy updates
β	Learning Rate for value updates
Z	No. of Learning Epochs

The clipping parameter (ϵ_c) is gradually increased with each epoch of Algorithm 1. The Discount Factor Schedule (F_γ) is a function which provides appropriate value of discount factor on each successive run of Algorithm 2. We train only two successive policies where the value of Discount Factor is high for the first run and reduced during the second run. The auxiliary policy is responsible for improving patterns discovered by the base policy and can be trained on customized reward signals that give rise to various patterns while satisfying given gathering criteria.

V. EXPERIMENTS AND RESULTS

To test the pattern discovery algorithm (Algorithm 2), we conducted a total of six experiments under three different swarm compositions with two different gathering criteria (reward signals) starting in one of the three initial state configurations (Scattered, Distributed, Packed). The experimental settings are described in Table II.

Algorithm 1 Gathering using Clipped PPO

Require: Set of Initial States (σ)

Require: Hyper-Parameters ($\gamma, \lambda, \epsilon_c, \alpha, \beta, Z$)

- 1: Initialize Policy-Network (π_θ) and Value-Network (V_ϕ) with parameters θ_0 and ϕ_0 respectively
- 2: Initialize Learning Environment with a uniform Initial State Distribution on set σ .
- 3: Initialize an empty set σ^*
- 4: **for** $i = 1$ **to** Z **do**
- 5: Collect batch of trajectories $\mathcal{D}_i = \{S_t, A_t, R_t, S_{t+1}\}$ from the environment using current policy π_{θ_i} and compute *Rewards-to-go* (\hat{R}_t) at each time-step t

$$\hat{R}_t = \sum_{l=t}^T \mathcal{R}(S_{l+1}|(S_l, A_l))$$

- 6: Compute Clipped Objective (L_C) for batch \mathcal{D}_i using equation (16)
- 7: Update Policy Network using:

$$\theta_{i+1} = \theta_i + \alpha \cdot \nabla_{\theta} L_C$$

- 8: Update Value Network using:

$$E(\phi_i) = \frac{1}{|\mathcal{D}_i|T} \sum_{\mathcal{D}_i} \sum_{t=0}^T (V_{\phi_i}(S_t) - \hat{R}_t)^2$$

$$\phi_{i+1} = \phi_i - \beta \cdot \nabla_{\phi} E(\phi_i)$$

9: **end for**

- 10: Evaluate Policy π_θ in the Environment using initial states from σ . For each $S_i \in \sigma$, add the final state S_i^* to set σ^* only if S_i^* is not a terminal state.
 - 11: Output policy π_θ and set of states σ^*
-

Algorithm 2 Pattern Discovery for robot swarm

Require: Initial State Configuration (\mathcal{S}_0, ϵ)

Require: Hyper-Parameters ($\lambda, \epsilon_c, \alpha, \beta, Z$)

Require: Discount Factor Schedule (F_γ)

- 1: Initialize set of initial states $\sigma \leftarrow (\mathcal{S}_0, \epsilon)$
 - 2: Initialize $t \leftarrow 0$
 - 3: Initialize empty list of policies (Π)
 - 4: **while** $|\sigma| > 0$ **do**
 - 5: Run Algorithm[1] with Set of Initial States (σ) and hyper-parameters ($F_\gamma(t), \lambda, \epsilon_c, \alpha, \beta, Z$) to obtain π^t and σ^t
 - 6: Append π^t to list of policies Π
 - 7: Update set of initial states $\sigma \leftarrow \sigma^t$
 - 8: $t \leftarrow t + 1$
 - 9: Evaluate policy list (Π) with given Initial State Configuration (\mathcal{S}_0, ϵ) to obtain desired trajectory set \mathcal{T}
 - 10: If \mathcal{T} forms valid collision-less patterns then Break
 - 11: **end while**
 - 12: **if** $|\sigma| = 0$ **then**
 - 13: No valid pattern formation trajectory was discovered
 - 14: **else**
 - 15: Output Policy List Π
 - 16: **end if**
-

The training results for swarm size of 10 and 8 (in experiments C and E) are shown in Figs. 2 and 3, respectively. Note that, in both cases, the auxiliary policy improves the patterns formed by the base policy which is evident from the improvement seen in the reward signal during auxiliary training.

Fig. 4 shows the reward obtained by robot during a single episode of pattern formation. When the *step-reward* received by the agent becomes zero, it indicates that the base policy cannot improve the pattern any further, and hence, has con-

Table II: Experiment Settings

Experiment	Swarm Size	Gathering Target	Initial States
A	6	Origin	Packed
B	8	Origin	Scattered
C	10	Origin	Distributed
D	6	Undefined	Packed
E	8	Undefined	Scattered
F	10	Undefined	Distributed

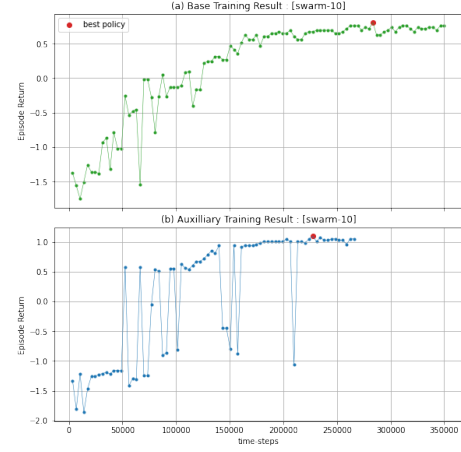


Figure 2: [Exp C] Training result for Base Policy and Auxiliary Policy for swarm of size 10 with pre-defined gathering point

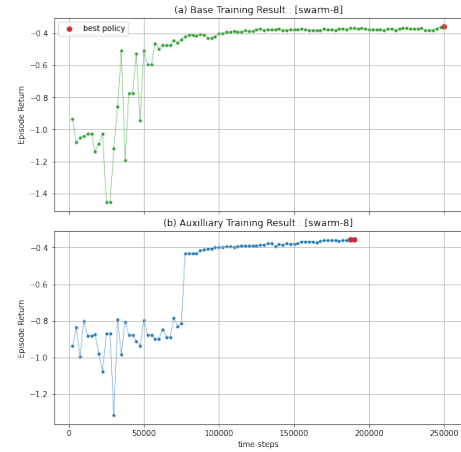


Figure 3: [Exp E] Training result for Base Policy and Auxiliary Policy for swarm of size 8 with undefined gathering point

verged to a stable pattern. It can be seen that the base policy leads to a sub-optimal pattern which is then improved by the auxiliary policy.

The patterns discovered by the trained policies are shown in Figs. 5–8, which show the (a) initial states, (b) the final pattern formed by base policy, and (c) the improved pattern formed by auxiliary policy. It should be noted that the patterns discovered are quite different in both the cases and the proposed algorithm is able to gather robots even when gathering without a predefined point. Similar results can be seen for swarm size of 8 (in experiments B and E) in Figs. 6 and 8 which also show that the auxiliary policy is able to improve the base pattern even though the improved pattern is only slightly different in case of experiment E as seen in Fig. 8.

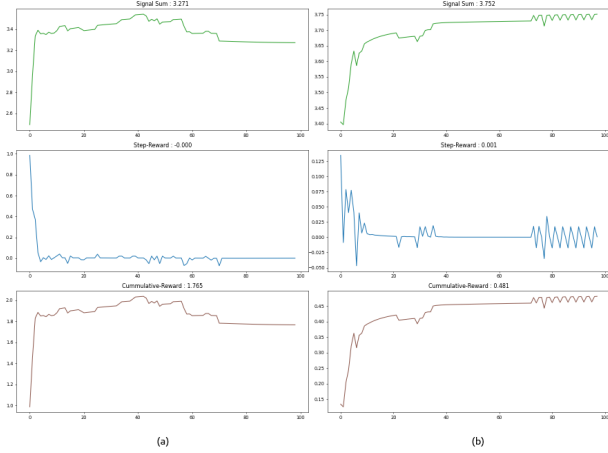


Figure 4: [Exp C] Cumulative Reward obtained during single episode: (a) Reward Obtained by Base Policy, (b) Reward Obtained by Auxiliary Policy.




Figure 5: [Exp C] Pattern formation for swarm of size 10 in distributed initial state with pre-defined gathering point

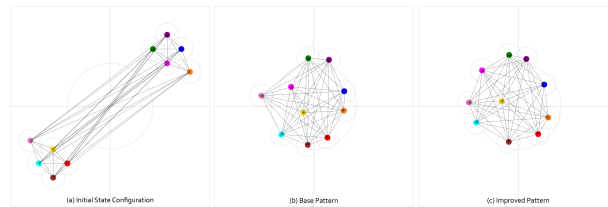


Figure 6: [Exp F] Pattern formation for swarm of size 10 in distributed initial state with undefined gathering point

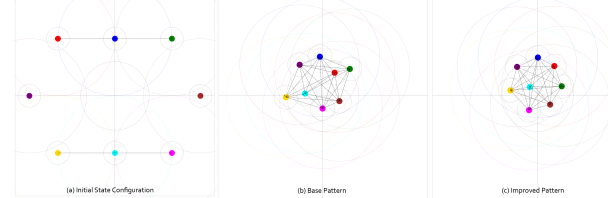


Figure 7: [Exp B] Pattern formation for swarm of size 8 in scattered initial state with pre-defined gathering point

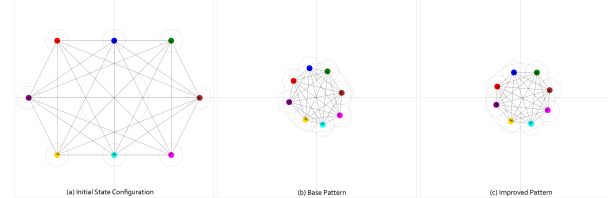


Figure 8: [Exp E] Pattern formation for swarm of size 8 in scattered initial state with undefined gathering point

Table III shows the average number of time-steps taken for robots to form a collision-less gathering pattern under different

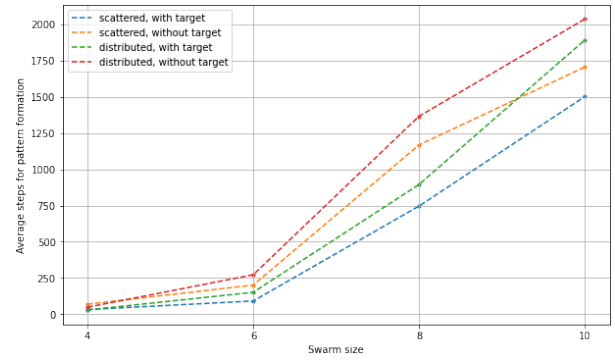


Figure 9: Swarm size vs average pattern formation steps for distributed and scattered initial state configurations

Table III: Average Steps taken for pattern formation

Experiment	Swarm Size	Base Steps	Auxiliary Steps	Total Steps
A	6	113.63	4.01	117.64
B	8	728.37	18.22	746.59
C	10	1730.20	162.38	1892.58
D	6	269.88	2.89	272.77
E	8	521.71	223.56	1168.83
F	10	1550.26	486.97	2037.23

experimental settings and standard initial state configurations with uniform noise $\sim \mathcal{U}(-2R_{bot}, 2R_{bot})$. A total of 200 random initial states were generated to test pattern formation steps under the corresponding initial state configuration. To study the relationship between swarm size and number of steps needed for pattern formation, we conducted similar experiments with robot swarms of sizes ranging from 4 to 10 under distributed and scattered initial state configurations; see Fig. 9. Note that the number of steps varies almost linearly with the swarm size.

VI. CONCLUSIONS AND FUTURE WORK

In this paper, we proposed a DRL-based framework for automatic pattern discovery and gathering for swarms of oblivious fat opaque robots. Using state-of-the-art DRL techniques for policy optimization and proper reward system design, the agents trained using the proposed methods were shown to be able to discover collision-less trajectories for gathering in desirable patterns. With the use of multiple policies at different stages of gathering, it was possible for the robots to improve their patterns successively instead of being stuck at local optima.

In the future, we shall work upon improving the robustness and scale of our models by making them fully distributed and autonomous while also being able to handle environmental uncertainty like unseen obstacles, actuator failures, and recovery mechanisms. We look forward to explore trajectory planing and environmental mapping as well.

REFERENCES

- [1] M. Dorigo, M. Birattari, and M. Brambilla, "Swarm robotics," *Scholarpedia*, vol. 9, no. 1, p. 1463, 2014.
- [2] C. Blum and D. Merkle, *Swarm intelligence: introduction and applications*. Springer Science & Business Media, 2008.
- [3] R. Vaidyanathan, G. Sharma, J.L. Trahan, On fast pattern formation by autonomous robots, in: SSS, 2018, pp.203–220.
- [4] P. Flocchini, G. Prencipe, N. Santoro, Distributed Computing by Oblivious Mobile Robots, Synthesis Lectures on Distributed Computing Theory, Morgan and Claypool Publishers, 2012.
- [5] S. Das, P. Flocchini, G. Prencipe, N. Santoro, M. Yamashita, Autonomous mobile robots with lights, *Theor. Comput. Sci.* 609(P1) (2016) 171–184.
- [6] D. Peleg, Distributed coordination algorithms for mobile robot swarms: new directions and challenges, in: IWDC, 2005, pp.1–12.
- [7] Q. Bramas, S. Tixeuil, Probabilistic asynchronous arbitrary pattern formation (short paper), in: SSS, 2016, pp.88–93.
- [8] Y. Dieudonné, F. Petit, V. Villain, Leader election problem versus pattern formation problem, in: DISC, 2010, pp.267–281.
- [9] P. Flocchini, G. Prencipe, N. Santoro, P. Widmayer, Arbitrary pattern formation by asynchronous, anonymous, oblivious robots, *Theor. Comput. Sci.* 407(1–3) (2008) 412–447.
- [10] N. Fujinaga, Y. Yamauchi, H. Ono, S. Kijima, M. Yamashita, Pattern formation by oblivious asynchronous mobile robots, *SIAM J. Comput.* 44(3) (2015) 740–785.
- [11] I. Suzuki, M. Yamashita, Distributed anonymous mobile robots: formation of geometric patterns, *SIAM J. Comput.* 28(4) (1999) 1347–1363.
- [12] M. Yamashita, I. Suzuki, Characterizing geometric patterns formable by oblivious anonymous mobile robots, *Theor. Comput. Sci.* 411(26–28) (2010) 2433–2453.
- [13] Y. Yamauchi, M. Yamashita, Pattern formation by mobile robots with limited visibility, in: SIROCCO, 2013, pp.201–212.
- [14] Y. Yamauchi, M. Yamashita, Randomized pattern formation algorithm for asynchronous oblivious mobile robots, in: DISC, 2014, pp.137–151.
- [15] R. Vaidyanathan, C. Busch, J.L. Trahan, G. Sharma, S. Rai, Logarithmic-time complete visibility for robots with lights, in: IPDPS, 2015, pp.375–384.
- [16] P. Poudel, G. Sharma, Universally optimal gathering under limited visibility, in: SSS, 2017, pp.323–340.
- [17] G. Sharma, C. Busch, S. Mukhopadhyay, Brief announcement: complete visibility for oblivious robots in linear time, in: SPAA, 2017, pp.325–327.
- [18] G. Sharma, R. Vaidyanathan, J.L. Trahan, Constant-time complete visibility for asynchronous robots with lights, in: SSS, 2017, pp.265–281.
- [19] G. Sharma, R. Vaidyanathan, J.L. Trahan, C. Busch, S. Rai, Logarithmic-time complete visibility for asynchronous robots with lights, in: IPDPS, 2017, pp.513–522.
- [20] S. Cicerone, G.D. Stefano, A. Navarra, Asynchronous arbitrary pattern formation: the effects of a rigorous approach, *Distrib. Comput.* 32(2) (2019) 91–132.
- [21] S. Cicerone, G.D. Stefano, A. Navarra, Asynchronous embedded pattern formation without orientation, in: DISC, 2016, pp.85–98.
- [22] S. Das, P. Flocchini, N. Santoro, M. Yamashita, Forming sequences of geometric patterns with oblivious mobile robots, *Distrib. Comput.* 28(2) (2015) 131–145.
- [23] X. Défago, A. Konagaya, Circle formation for oblivious anonymous mobile robots with no common sense of orientation, in: FOMC, 2002, pp.97–104.
- [24] X. Défago, S. Souissi, Non-uniform circle formation algorithm for oblivious mobile robots with convergence toward uniformity, *Theor. Comput. Sci.* 396(1–3) (2008) 97–112.
- [25] Y. Dieudonné, O. Labbani-Igbida, F. Petit, Circle formation of weak mobile robots, in: SSS, 2006, pp.262–275.
- [26] A. Dutta, S.G. Chaudhuri, S. Datta, K. Mukhopadhyaya, Circle formation by asynchronous fat robots with limited visibility, in: ICDCIT, 2012, pp.83–93.
- [27] B. Katreniak, Biangular circle formation by asynchronous mobile robots, in: SIROCCO, 2005, pp.185–199.
- [28] P. Flocchini, G. Prencipe, N. Santoro, G. Viglietta, Distributed computing by mobile robots: uniform circle formation, *Distrib. Comput.* 30(6) (2017) 413–457.
- [29] Y. Yamauchi, T. Uehara, S. Kijima, M. Yamashita, Plane formation by synchronous mobile robots in the three-dimensional Euclidean space, *J. ACM* 64(3) (2017) 16.
- [30] S. Das, P. Flocchini, G. Prencipe, N. Santoro, Synchronized dancing of oblivious chameleons, in: FUN, 2014, pp.113–124.
- [31] Z. Derakhshandeh, R. Gmyr, A.W. Richa, C. Scheideler, T. Strothmann, Universal shape formation for programmable matter, in: SPAA, 2016, pp.289–299.
- [32] [30]G.A. Di Luna, P. Flocchini, N. Santoro, G. Viglietta, Y. Yamauchi, Brief announcement: shape formation by programmable particles, in: DISC, 2017, pp.48:1–48:3.
- [33] A. Cord-Landwehr, B. Degener, M. Fischer, M. Hüllmann, B. Kempkes, A. Klaas, P. Kling, S. Kurras, M. Märten, F. Meyer auf der Heide, C. Raupach, K. Swierkot, D. Warner, C. Weddemann, D. Wonisch, A new approach for analyzing convergence algorithms for mobile robots, in: ICALP, 2011, pp.650–661.
- [34] J.D. Lawrence, *A Catalog of Special Plane Curves*, Dover Books on Mathematics, Dover, New York, NY, 2014.
- [35] H. Attiya, J. Welch, *Distributed Computing: Fundamentals, Simulations and Advanced Topics*, John Wiley & Sons, 2004.
- [36] H.M. El-Boghdadi, R. Vaidyanathan, J.L. Trahan, S. Rai, On the communication capability of the self-reconfigurable gate array architecture, in: IPDPS, 2002, pp.1–8.
- [37] C. Agathangelou, C. Georgiou, M. Mavronicolas, A distributed algorithm for gathering many fat mobile robots in the plane, in: PODC, 2013, pp.250–259.
- [38] GOKARNA SHARMA,COSTAS BUSCH, SUPRATIK MUKHOPADHYAY, and CHARLES MALVEAUX, Tight Analysis of a Collisionless Robot Gathering Algorithm *ACM Transactions on Autonomous and Adaptive Systems*Volume 12 Issue 1 March 2017 Article No.: 3pp 1–20<https://doi.org/10.1145/3056460>
- [39] Ramachandran ,Vaidyanathana,GokarnaSharma ,bJerry-Trahana, On fast pattern formation by autonomous robots,<https://doi.org/10.1016/j.ic.2021.104699>
- [40] Rory Hector; Ramachandran Vaidyanathan; Gokarna Sharma; Jerry L. Trahan ,Optimal Convex Hull Formation on a Grid by Asynchronous Robots With Lights,*IEEE Transactions on Parallel and Distributed Systems* (Volume: 33, Issue: 12, 01 December 2022)
- [41] Belkacem Khaldi , Fouzi Harrou , Foudil Cherif , and Ying Sun,Toward Emerging Cubic-Spline Patterns With a Mobile Robotics Swarm System, *IEEE TRANSACTIONS ON COGNITIVE AND DEVELOPMENTAL SYSTEMS*, VOL. 14, NO. 2, JUNE 2022
- [42] Gunasekaran Raja, Saran V S, Sudha Anbalagan, Ali Kashif Bashir,Collisionless Fast Pattern Formation Mechanism for Dynamic Number of UAVs ,*GLOBECOM 2020 - 2020 IEEE Global Communications Conference*.

- [43] Jia Wang; Jiannong Cao; Milos Stojmenovic; Miao Zhao; Jinlin Chen; Shan Jiang, Pattern-RL: Multi-robot Cooperative Pattern Formation via Deep Reinforcement Learning.
- [44] Abhik Singla, Sindhu Padakandla , and Shalabh Bhatnagar, Memory-Based Deep Reinforcement Learning for Obstacle Avoidance in UAV With Limited Environment Knowledge, IEEE TRANSACTIONS ON INTELLIGENT TRANSPORTATION SYSTEMS, VOL. 22, NO. 1, JANUARY 2021.
- [45] Linbo Luo , Xinyu Wang, Jianfeng Ma , Member, IEEE, and Yew-Soon Ong , GrpAvoid: Multigroup Collision-Avoidance Control and Optimization for UAV Swarm, IEEE TRANSACTIONS ON CYBERNETICS
- [46] Haitao Zhao ,Hai Liu, Yiu-Wing Leung,and Xiaowen Chu, Self-Adaptive Collective Motion of Swarm Robots
- [47] Seongin Na , Hanlin Niu , Barry Lennox ,and Farshad Arvin ,Bio-Inspired Collision Avoidance in Swarm Systems via Deep Reinforcement Learning IEEE TRANSACTIONS ON VEHICULAR TECHNOLOGY, VOL. 71, NO. 3, MARCH 2022.
- [48] E. Sahin; T.H. Labella; V. Trianni; J.-L. Deneubourg; P. Rasse; D. Floreano; L. Gambardella; F. Mondada; S. Nolfi; M. Dorigo SWARM-BOT: pattern formation in a swarm of self-assembling mobile robots ,IEEE International Conference on Systems, Man and Cybernetics (SMC)
- [49] Sirui Song, Yuanhang Zhang, Xi Qin, Kirk Saunders, Jundong Liu , Vision-guided Collision Avoidance Through Deep Reinforcement Learning, NAECON 2021 - IEEE National Aerospace and Electronics Conference
- [50] Maximilian Huttenrauch, Adrian sosic,and Gerhard Neumann, Guided Deep Reinforcement Learning for Swarm Systems, <https://doi.org/10.48550/arXiv.1709.06011>
- [51] ZBIGNIEW R. BOGDANOWICZ , Flying Swarm of Drones Over Circulant Digraph, Armament Research, Development and Engineering Center, Picatinny Arsenal, NJ USA
- [52] Paola Flocchini, Giuseppe Prencipe, and Nicola Santoro, Distributed Computing by Mobile Entities, Current Research in Moving and Computing, Lecture Notes in Computer Science 11340, Springer, 2019
- [53] John Schumann, Phillip Wolski, Prafulla Dhariwal, Alec Radford, Oleg Klimov ,Proximal Policy Optimization Algorithms,arXiv:1707.06347v2 [cs.LG] 28 Aug 2017
- [54] John Schulman, Philipp Moritz, Sergey Levine, Michael Jordan, Pieter Abbeel,High-Dimensional Continuous Control Using Generalized Advantage Estimation,arXiv:1506.02438v6 [cs.LG] 20 Oct 2018