

Sequence Learning using Equilibrium Propagation

Malyaban Bal, Abhronil Sengupta

School of Electrical Engineering and Computer Science

The Pennsylvania State University

{mjb7906, sengupta}@psu.edu

Abstract

Equilibrium Propagation (EP) is a powerful and more bio-plausible alternative to conventional learning frameworks such as backpropagation (BP). The effectiveness of EP stems from the fact that it relies only on local computations and requires solely one kind of computational unit during both of its training phases, thereby enabling greater applicability in domains such as bio-inspired neuromorphic computing. The dynamics of the model in EP is governed by an energy function and the internal states of the model consequently converge to a steady state following the state transition rules defined by the same. However, by definition, EP requires the input to the model (a convergent RNN) to be static in both the phases of training. Thus it is not possible to design a model for sequence classification using EP with an LSTM or GRU like architecture. In this paper, we leverage recent developments in modern hopfield networks to further understand energy based models and develop solutions for complex sequence classification tasks using EP while satisfying its convergence criteria and maintaining its theoretical similarities with recurrent BP. We explore the possibility of integrating modern hopfield networks as an attention mechanism with convergent RNN models used in EP, thereby extending its applicability for the first time on two different sequence classification tasks in natural language processing viz. sentiment analysis (IMDB dataset) and natural language inference (SNLI dataset).

1 Introduction

Equilibrium Propagation (EP) [Scellier and Bengio, 2017] is a biologically plausible learning algorithm to train artificial neural networks. It requires only one computational circuit and single type of network unit during the two phases of training, whereas backpropagation (BP) requires a specialised type of computation during the backward phase to explicitly propagate errors which is different from the computational circuitry needed during the forward phase, thus it is essentially considered to be biologically implausible [Crick,

1989]. In EP, errors are propagated implicitly in the energy based model through local perturbations being generated at the output layer, unlike in BP. Moreover, strong theoretical connections [Scellier and Bengio, 2019] between EP and recurrent BP [Almeida, 1990; Pineda, 1987] as well as the former’s similarity regarding weight updates with spike-timing dependent plasticity (STDP) [Scellier and Bengio, 2017; Bi and Poo, 1998] (a feasible model to understand synaptic plasticity change in neurons) makes EP a solid foundation to further understand biological learning [Lillicrap *et al.*, 2020]. Intrinsic properties of EP also provides the opportunity to design energy efficient implementations of the former on hardware unlike BP through time [Martin *et al.*, 2021].

The idea that neurons collectively adjust themselves to configurations according to the sensory input being fed into a neural network system such that they can better predict the input data has been a popular hypothesis [Hinton, 2002; Berkes *et al.*, 2011]. The collective neuron states can be interpreted as explanations of the input data. EP also consists of this central idea where the network, which is essentially a dynamical system following certain dynamics, converges to lower energy states which better explains the static input data.

In this paper, we have primarily discussed EP in a discrete time setting and used the scalar primitive function ϕ [Ernault *et al.*, 2019; Laborieux *et al.*, 2021] to derive the transition dynamics instead of an energy function as used in the initial works [Scellier and Bengio, 2017]. Primarily algorithms using EP have been designed for convergent RNNs [Laborieux *et al.*, 2021] which are neural networks that take in a static input and through the recurrent dynamics (as governed by the transition function – scalar primitive function of the system in our case) converges to a steady state which denotes the prediction of the network for that input. Training using EP primarily comprises of two distinct phases. During the first phase i.e. the “free” phase, the network converges to a steady state following only the internal dynamics of the system. In contrast, in the second phase the output layer (which acts as the prediction after the “free” phase has converged) is “nudged” closer to the actual ground truth and the local perturbations resulting from that change propagates to the other layers of the convergent RNN, forming local error signals in time which matches the error propagation associated with BP through time [Ernault *et al.*, 2019]. The state updates and the consequent weight updates of the system can be done through

local in space and time [Ernault *et al.*, 2019] computations, thus making learning algorithms using EP highly suitable for developing low-powered energy efficient neuromorphic implementations [Martin *et al.*, 2021].

Hopfield networks were one of the earliest energy based models which were based on convergence to a steady state by minimizing an energy function which is an intrinsic attribute of the system. Hopfield networks were primarily used as associative memory, where we can store and retrieve patterns [Hopfield, 1982]. Classical hopfield networks were designed for storage and retrieval of binary patterns and the capacity of storage was limited since the energy function used was quadratic in nature. However, modern hopfield networks [Krotov and Hopfield, 2016; Krotov and Hopfield, 2018; Ramsauer *et al.*, 2020] follow an exponential energy function for state transitions which allows storing exponential number of continuous patterns and allows for faster single step convergence [Demircigil *et al.*, 2017] during retrieval. Modern hopfield layer has been used previously for sequence-attention in conventional deep learning models with BP as the learning framework [Widrich *et al.*, 2020]. In this paper, we integrate the capability of modern hopfield networks as a transformer-like [Vaswani *et al.*, 2017] attention mechanism inside a convergent RNN and consequently train the resulting model using the learning rules defined by EP.

2 Motivation and Primary Contributions

Till now, EP has been confined in the domain of image classification, the primary reason being the constraint associated with convergent RNNs which requires the input to be static. Developing a LSTM like network which is fed with a time-varying sequence of data instead of static data is not possible maintaining the constraints of EP. Results obtained for tasks such as sentiment analysis or inference problems by feeding the entire input sequence as input also results in poor solutions since the dependencies between the different parts of the sequence cannot be captured in that technique. However, with recent developments in the domain of modern hopfield networks, we have the ability to extend the capability of algorithms using EP to perform efficient sequence classification.

Modern hopfield networks fit perfectly with convergent RNNs since both of them are energy-based models which are governed by their respective state transition dynamics. In a discrete time setting - which is primarily discussed in this paper - both of them follow a certain state transition rule at every time step which is governed by their defining energy function or a scalar primitive function in case of a convergent RNN. As we will see in later sections, the one step convergence guarantee of modern hopfield networks allows us to seamlessly interface it with a convergent RNN allowing both the networks to settle to their respective equilibrium states as the system converges as a whole.

Neuromorphic Motivation for EP: The bio-plausible local learning framework that EP provides can be best utilised in a neuromorphic system. Spiking implementation of the proposed method following the works of [Martin *et al.*, 2021] allows for low-powered solution for real-time scenarios such as intrusion detection, real-time natural language processing

(NLP), etc. Implementing EP in a neuromorphic system allows for orders of magnitude more energy savings than in GPUs and is more efficient because of its single computational circuit and STDP like weight updates.

Algorithmic and Theoretical contributions: The primary contributions of our paper are as follows -

- We explore for the first time how hopfield networks can operate with a convergent RNN model and how we can leverage the attention mechanism of the former to solve complex sequence classification problems using EP.
- We illustrate mathematically and empirically how to combine the state transition dynamics of both the hopfield network and underlying convergent RNN to converge to steady states during both phases of EP thus maintaining the latter’s theoretical equivalence with recurrent BP w.r.t. gradient estimation.
- We report for the first time the performance of EP as a learning framework on widely known NLP tasks such as sentiment analysis (IMDB dataset) and natural language inference (NLI) problems (SNLI dataset) and compare the results with state-of-the-art architectures for which neuromorphic implementations can be developed.

3 Methods

In this section, we will formulate the workings of EP and its theoretical connections with backpropagation through time (BPTT). We will then delve into the details of the modern hopfield layer and demonstrate its attention mechanism. We will elaborate on the scalar primitive function defined for state transition and further investigate the metastable states that arises in modern hopfield networks and will discuss how we can leverage them to form efficient encoding of the input sequences for our sequence classification problems.

3.1 Equilibrium Propagation

EP applies to convergent RNNs whose input at each time step is static and the state of the network eventually settles to a steady-state following a state update rule that is derived from the scalar primitive function ϕ . Moreover, the weights defined between two layers are symmetric in nature i.e. if the weight between layers s^i and s^{i+1} is w_i , then the weight of the connection between s^{i+1} and s^i is w_i^T . The state transition is defined as,

$$s_{t+1} = \frac{\partial \phi}{\partial s}(x, s_t, \theta) \quad (1)$$

where, $s_t = (s_t^1, s_t^2, \dots, s_t^n)$ is the collective state of the convergent RNN with n layers at time t , x is the input to the convergent RNN and θ represent the network parameters i.e. it comprises of the weights of each of the connections between layers. We do not consider any skip connection or self-connection in the convergent RNNs discussed but there has been some work done in that area [Gammell *et al.*, 2021]. The state transitions result in a final convergence to a steady state s_* after time T , such that $s_t = s_* \forall t \geq T$ and it satisfies the following condition,

$$s_* = \frac{\partial \phi}{\partial s}(x, s_*, \theta) \quad (2)$$

Training of convergent RNNs using EP comprises mainly of two different phases. During the first phase or the “free” phase the RNN follows the transition function as shown in Eq. (1) and eventually reaches the steady state defined as the free fixed point s_* after T time steps. We use the output layer of the steady state s_* i.e. s_*^n to make the prediction for the current input x . In the second phase or the “nudge” phase, an additional term $-\beta \frac{\partial L}{\partial s}$ is added to the state dynamics which immediately results in the state of the output layer being slightly nudged in the direction to minimize the loss function L (as defined between the target y and the output of the last layer of the convergent RNN). Though the internal states of the hidden layers are initially at the free fixed point state, they are eventually nudged to a different fixed point - weakly clamped fixed point s_*^β - because of the perturbations initially originated at the output layer. β is a small scaling factor defined as the “influence parameter” or “clamping factor” i.e. it controls the influence of the loss on the actual primitive scalar function during the second phase.

Thus initial state of the second phase is $s_0^\beta = s_*$ and the transition function is defined as,

$$s_{t+1}^\beta = \frac{\partial \phi}{\partial s}(x, s_t^\beta, \theta) - \beta \frac{\partial L}{\partial s}(s_t^\beta, y) \quad (3)$$

Following Eq. (3), the convergent RNN settles to the steady state s_*^β after K timesteps. After the two phases are done, the learning rule to update the model parameters in order to minimize the loss $L^* = L(s_*, y)$ is defined as, $\Delta \theta = \eta \nabla_\theta^{EP}(\beta)$, [Scellier and Bengio, 2017] where η is the learning rate and $\nabla_\theta^{EP}(\beta)$ can be defined as,

$$\nabla_\theta^{EP}(\beta) = \frac{1}{\beta} \left(\frac{\partial \phi}{\partial \theta}(x, s_*^\beta, \theta) - \frac{\partial \phi}{\partial \theta}(x, s_*, \theta) \right) \quad (4)$$

The defined convergent RNN can also be trained by BPTT [Laborieux *et al.*, 2021]. According to the property of Gradient-Descent Updates (GDU) [Ernoul *et al.*, 2019], the gradient updates computed by the EP algorithm is approximately equal to the gradient computed by BPTT ($\nabla_\theta^{BPTT}(t)$), according to relative mean squared error metric (RMSE), provided the convergent RNN has reached its steady state in $T - K$ steps during the first phase and $\beta \rightarrow 0$. Thus for initial K steps of the “nudge” phase we can state, $\forall t = 1, 2, \dots, K$

$$\nabla_\theta^{EP}(t, \beta) = \frac{1}{\beta} \left(\frac{\partial \phi}{\partial \theta}(x, s_t^\beta, \theta) - \frac{\partial \phi}{\partial \theta}(x, s_*, \theta) \right) \quad (5)$$

$$\nabla_\theta^{EP}(t, \beta) \xrightarrow{\beta \rightarrow 0} \nabla_\theta^{BPTT}(t) \quad (6)$$

In the traditional implementations of EP, two phases are involved, one with $\beta = 0$ i.e. the “free” phase and the other with $\beta > 0$ i.e. the “nudge” phase. In order to circumnavigate the first order bias that is induced into the system by assuming $\beta > 0$, a new implementation of EP was proposed [Laborieux *et al.*, 2021] which comprises of a second “nudge” phase with $-\beta$ as the influence factor. Thus the algorithm comprises of three phases. The symmetric EP gradient estimates are thus free from first order bias and are more close to that of the values computed using BPTT and is defined as,

$$\nabla_\theta^{EPsym}(\beta) = \frac{1}{2\beta} \left(\frac{\partial \phi}{\partial \theta}(x, s_*^\beta, \theta) - \frac{\partial \phi}{\partial \theta}(x, s_*^{-\beta}, \theta) \right) \quad (7)$$

3.2 Hopfield Network as Attention Mechanism

The recent developments in modern hopfield networks [Ramsauer *et al.*, 2020] offers exponential storage capacity and one step retrieval of stored continuous patterns. The increased storage capacity and the attention-like state update rule of modern hopfield layers can be leveraged to retrieve complex representation of the stored patterns which consists of richer embedding similar to that of attention mechanism in transformers. In order to allow for continuous states, the energy function of the modern hopfield network is modified accordingly [Widrich *et al.*, 2020], and it can be represented as,

$$E = -lse(\beta, X^T \xi) + \frac{1}{2}(\xi^T \xi) + \beta^{-1} \log N + \frac{1}{2} M^2 \quad (8)$$

$$lse(\beta, x) = \beta^{-1} \log \left(\sum_{i=1}^N \exp(\beta x_i) \right)$$

where, $X = (x_1, x_2, \dots, x_N)$ are N continuous stored patterns, ξ is the state pattern, M is the largest norm of all the stored patterns and $\beta > 0$. In general, the energy function of modern hopfield networks can be defined as, $E = -\sum_{i=1}^N F(x_i^T \xi)$ [Krotov and Hopfield, 2016]. For example, if we use the function $F(x) = x^2$, we describe the classical hopfield network which had limitations in storage capacity and also supported only binary patterns. However, with the introduction of an exponential interaction function like log-sum-exponential (lse) function, the storage capacity can be increased exponentially while enabling continuous patterns to be stored. Using Concave-Convex-Procedure (CCCP) [Yuille and Rangarajan, 2001; Yuille and Rangarajan, 2003], the state update rule for the modern hopfield network [Ramsauer *et al.*, 2020] can be defined as,

$$\xi^{new} = X \text{softmax}(\beta X^T \xi) \quad (9)$$

where, ξ^{new} is the retrieved pattern from the hopfield network.

We can define Query ($Q = RW_Q$) as ξ^T and Key ($K = YW_K$) as X^T . Thus the new form can be represented as,

$$Q^{new} = \text{softmax} \left(\frac{1}{\sqrt{d_k}} RW_Q W_K^T Y^T \right) Y W_K$$

$$Q^{new} = \text{softmax} \left(\frac{1}{\sqrt{d_k}} Q K^T \right) K \quad (10)$$

where, d_k is the encoding dimension of Key (K). The above representation [Ramsauer *et al.*, 2020] is to show the similarity of the update rule of modern hopfield networks and the attention mechanism in transformers involving Query-Key pairs. Q represents the state pattern whereas Q^{new} represents the state pattern retrieved after the transition. The projection matrices are defined as, $W_Q \in \mathbb{R}^{d_r \times d_k}$ and $W_K \in \mathbb{R}^{d_y \times d_k}$.

Following the state transition as defined in Eq. (10), the Hopfield Attention module can be defined as $HopAttn(Q, K)$, which has two critical inputs, viz. the Query (Q) which can be interpreted as the state pattern and the Key (K) which can be considered as the stored pattern. The dimension of the hopfield space is d_k . The underlying

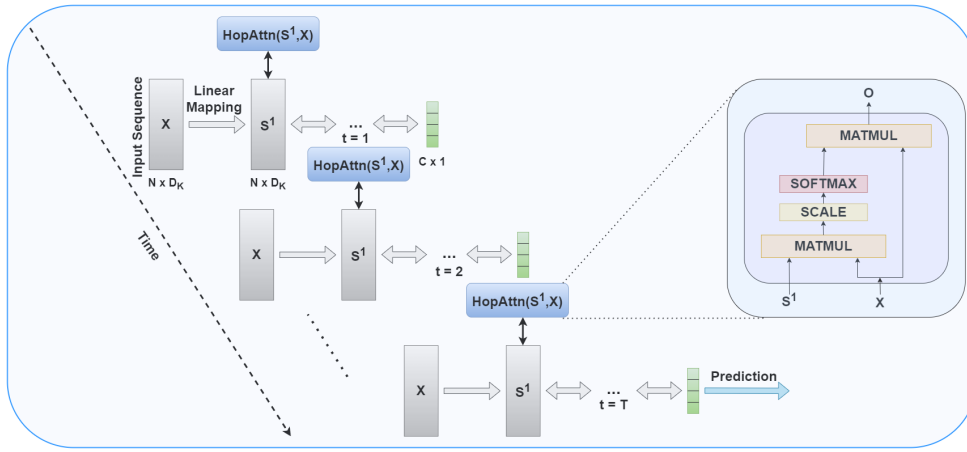


Figure 1: Simplistic scenario of application of *HopAttn* modules in convergent RNN for a sequence classification problem with c classes has been described. The input X is directly fed as the Key K to the *HopAttn* module. During the “free” phase (as described here), the model evolves through time following the defined state transition dynamics and converges to a steady state configuration after T time steps to settle to the prediction. The operations inside the *HopAttn* module are also illustrated in details.

operations are illustrated in details in Fig. 1. The output of the *HopAttn* function is defined as,

$$HopAttn(Q, K) = softmax\left(\frac{1}{\sqrt{d_k}} QK^T\right)K \quad (11)$$

HopAttn module plays a critical role in our network by providing an attention based embedding of the input sequence resulting from their convergence to metastable states at every time step. In order to form the Query (Q) for the *HopAttn* module, we define the layers connected to the input as projection layers (as demonstrated in Fig. 1) whose weight is analogous to W_Q . At every timestep t during the state transitions in the convergent RNN, the recurrent dynamics of the convergent RNN computes the Query (Q) to be fed to the *HopAttn* module as illustrated in Eq. (14). The stored sequence of patterns K is fed directly into the *HopAttn* module. There is theoretical guarantee that the modern hopfield network converges to a steady state (with exponentially small separation) after single update step [Ramsauer *et al.*, 2020] and therefore we successfully navigate to a fixed point at every time step in EP. We project the *HopAttn* output through $W_V \in \mathbb{R}^{d_k \times d_v}$, analogous to the weight of the output connection, to generate the final output. The *HopAttn* module thus provides a rich representation of the stored patterns which helps in efficient sequence classification.

3.3 Proposed Scalar Primitive function ϕ

The input to our model is the sequence of patterns, $x \in \mathbb{R}^{N \times D_K}$, where N is length of the sequence and D_K is the encoding dimension of the pattern. The state of the system at time t is $s_t = (s_t^0, s_t^1, s_t^2, \dots, s_t^n)$, where n is the number of layers in the convergent RNN. θ comprises the list of parameters of the network. The scalar primitive function (ϕ), which defines the state transition rules of the convergent RNN is,

$$\phi(x, s, \theta) = s^1 \bullet (x \cdot w_1) + s^{2T} \cdot w_2 \cdot F(s^1) + \sum_{i=2}^{n-1} s^{i+1T} \cdot w_{i+1} \cdot s^i \quad (12)$$

where \bullet represents Euclidean scalar product of two tensors with same dimensions, $(x \cdot w_1)$ represents the linear projection of x through $w_1 \in \mathbb{R}^{D_K \times D_K}$ and w_{i+1} is the weight of the connection between s^i and s^{i+1} . The flattened output of the first projection layer ($F(s^1)$, where F is the flattening operation from (A, B) to $(1, AB)$), is then fed into the next of the $n - 1$ fully connected layers. In this section we have primarily discussed ϕ for cases where we have only one input sequence like the sentiment analysis task. For multi-sequence tasks like NLI we have described ϕ in the technical appendix.

3.4 Transition Dynamics and Convergence

Our methodology seamlessly interfaces modern hopfield networks with convergent RNNs, thus allowing sequence classification using EP. The state transition dynamics of the layers in the convergent RNN, except the last layer, where *HopAttn* is not applied is given by the following,

$$s_{t+1}^i = \sigma\left(\frac{\partial \phi}{\partial s^i}(x, s_t, \theta)\right) \quad (13)$$

where, σ is an activation function that restricts the range of the state variables to $[0, 1]$. However, for the layers where we apply the hopfield attention mechanism, the state transition function is updated as follows,

$$s_{t+1}^j = HopAttn\left(\frac{\partial \phi}{\partial s^j}(x, s_t, \theta), K\right) \quad (14)$$

where, s_{t+1}^j is the final state of the j^{th} layer (with *HopAttn* applied) at time $t+1$ and K is the sequence of stored patterns in the hopfield network which is usually the input x to the network.

Thus for the layers where we apply attention, we first follow the transition function of the underlying convergent RNN as defined by $\frac{\partial \phi}{\partial s^j}(x, s_t, \theta)$ and then we follow the update rule as derived from the modern dense hopfield network. Since convergence to a steady state is guaranteed after a single update step, there is no additional overhead for the hopfield network to converge and thus its state transition rule is only applied once.

The metastable states that the *HopAttn* module converges to after each timestep t approaches steady state w.r.t the convergent RNN during both the phases of training of EP. The claim for such concurrent convergence can be further substantiated empirically by analysing the convergence of the dynamics of the model, governed by the scalar primitive ϕ with time. It is evident from Fig. 2b that even after we apply the *HopAttn* module (like in Fig. 1), the model still converges to a steady state eventually. Moreover, even after the integration of *HopAttn* modules, the GDU property of the convergent RNN still holds, thus maintaining the equivalence w.r.t gradient estimation of EP and BPTT (Fig. 2a).

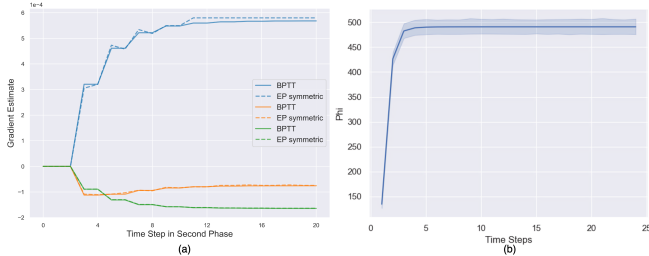


Figure 2: Results taken from experiments run on IMDB dataset. (a) Symmetric EP gradient estimate as defined in Eq. (7) and gradient computed by BPTT, for three randomly chosen weights in the convergent RNN integrated with *HopAttn* module. (b) Convergence of the scalar primitive function ϕ with time upon using *HopAttn* in “free” phase taken over 50 phase transitions.

For the final layer, whose output is compared with the target label to calculate the loss function, the state update rule is defined as,

$$s_{t+1}^n = \sigma\left(\frac{\partial\phi}{\partial s^n}(x, s_t, \theta) + \beta(y - s_t^n)\right) \quad (15)$$

where, y is the target label and s_t^n is the output of the final layer at time t . $\beta = 0$ during the “free phase” and the loss function L used in this case is mean squared error.

3.5 Metastable States as Attention Embeddings

The factor β , as defined in Eq. (9), plays an important role in establishing the fixed points in the modern hopfield network [Ramsauer *et al.*, 2020]. The retrieved state pattern (or Q^{new} as defined above) settles to the defined fixed points following the state transition rule (Eq. (10)). However, if β is very high and/or the stored patterns are well separated, then we can easily retrieve the actual pattern stored in the hopfield networks. On the other hand, if β is low and the stored patterns are not all well separated but forms cluster like structures in the encoding dimension of the patterns, then the hopfield network generates metastable states. Thus, when we try to retrieve using a particular state pattern i.e a Query, we might converge to a metastable point which comprises of a richer representation of a number of patterns in that region. For incorporating such attention like behavior, we need to keep β small and usually $\beta = 1/\sqrt{d_k}$, where d_k is the encoding dimension of the stored patterns.

3.6 Local State & Parameter Updates

The state update rule, as defined earlier, is essentially local in space since $\frac{\partial\phi}{\partial s^i}(x, s_t, \theta) \forall i = 2, \dots, n - 1$ can be written as,

$$\frac{\partial\phi}{\partial s^i}(x, s_t, \theta) = w_i \cdot s_t^{i-1} + w_{i+1}^T \cdot s_t^{i+1} \quad (16)$$

and for the final layer the same can be shown as,

$$\frac{\partial\phi}{\partial s^n}(x, s_t, \theta) = w_n \cdot s_t^{n-1} \quad (17)$$

where all the associated parameters for the computation are locally connected in space and time. The computation required w.r.t the *HopAttn* module can also be done locally in space and time. For the first layer (projection layer), the local state and weight update property is still preserved: $\frac{\partial\phi}{\partial s^1}(x, s_t, \theta) = (x \cdot w_1) + F^{-1}(w_2^T \cdot s_t^2)$.

The STDP like parameter update rule of the network, as stated in the earlier section, is also local in space, i.e. we can compute the updated weights directly using the state of the connecting layers. In this paper, we have used three phase EP, thus we derive the weight update rule following Eq. (7),

$$\Delta w_{i+1} = \frac{1}{2\beta} (s_*^{i+1, \beta} \cdot s_*^{i, \beta T} - s_*^{i+1, -\beta} \cdot s_*^{i, -\beta T}) \quad (18)$$

where, $s_*^{i, \beta}$ is the state of layer i after the first “nudge” phase with influence parameter β and $s_*^{i, -\beta}$ is the state of layer i after the second “nudge” phase with influence parameter $-\beta$.

The detailed final algorithm and calculations are added in the technical appendix. It is further validated through the experiments reported in the next section that as we continue updating the states s_t (following the update rules governed by the primitive function (ϕ) and the energy function for the modern hopfield network), we reach steady states during both the “free” and “nudge” phases of EP. Thus, following the weight update procedure of EP, we can update the weights through local in space update rules which enables us to develop state-of-the-art architectures for sentiment analysis and inference problems - potentially implementable in energy efficient neuromorphic systems.

3.7 Neuromorphic Viewpoint

Implementing EP in a neuromorphic setting reduces the energy consumption by two orders of magnitude during training and three orders during inference compared to GPUs [Martin *et al.*, 2021]. Moreover, EP does not suffer from the non-differentiability of the spiking nonlinearity that BPTT algorithms encounter since we do not explicitly compute the error-gradient. In EP, because of the local operations and the error-propagation being spread across time, the memory overhead is also very less compared to BPTT methods where we need to store the computational graph.

4 Experiments

Since EP is still in a nascent stage, this is the first work to report the performance of convergent RNNs that are trained using EP on the specified datasets for the task of sequence classification. In the experiments reported in this section, we

Task	Model	Method	Neuromorphic Implementation	Accuracy
Sentiment Analysis (IMDB)	Simple Conv RNN	EP	Local opts.; No Non-diff. problem	79.8 ± 0.4
	ReLU GRU [Dey and Salem, 2017]	BP	Suffers gradient Non-diff. problem; Complex circuitry	84.8
	GRU [Campos <i>et al.</i> , 2017]			86.5
	Skip GRU [Campos <i>et al.</i> , 2017]			86.6
	Skip LSTM [Campos <i>et al.</i> , 2017]			87.0
	LSTM [Campos <i>et al.</i> , 2017]			87.2
	CoRNN [Rusch and Mishra, 2020]			87.4
	UniCORNN [Rusch and Mishra, 2021]			88.4
	Our Model	EP	Local opts.; No Non-diff problem.	88.9 ± 0.3
Natural Language Inference (SNLI)	100D LSTM encoders [Bowman <i>et al.</i> , 2015]	BP	Suffers gradient Non-diff. problem; Complex circuitry	77.6
	Lexicalized Classifier [Bowman <i>et al.</i> , 2015]			78.2
	Parallel LMU [Chilkuri and Eliasmith, 2021]			78.8
	LSTM RNN encoders [Bowman <i>et al.</i> , 2016]			80.6
	DELTA - LSTM [Han <i>et al.</i> , 2019]			80.7
	300D SPINN-PI-NT [Bowman <i>et al.</i> , 2016]			80.9
		Our Model	EP	Local opts.; No Non-diff. problem

Table 1: Comparing our models with other models trained using BP on the IMDB & SNLI datasets.

focus on benchmarking with models that are trained using BP such as LSTMs, GRUs, etc. that can be potentially implemented in a neuromorphic setting. Unlike the used baselines, since existing attention models (transformers) trained using BP are not directly applicable in a neuromorphic setting; we have not compared our model with them. Moreover, we have not used any sophisticated pretrained language model that uses context to generate word embeddings. In the following sub-sections, we define specific architectures for different subtasks in NLP. For testing our proposed work on sentiment analysis problems, we chose the IMDB Dataset and for NLI problems, we chose the Stanford Natural Language Inference (SNLI) dataset. Though we have not tested our method on all the tasks in GLUE [Wang *et al.*, 2018], the proposed method can perform classification after applying simple task-specific adjustments to the model. Details regarding coding platform and hardware used for training have been added to the technical appendix.

4.1 Sentiment Analysis

We have used IMDB dataset [Maas *et al.*, 2011] to demonstrate the application of our model on sentiment analysis tasks. IMDB dataset comprises of 50K reviews, 25K for training and 25K for testing. Each of the reviews are either classified as positive or negative.

Architecture

300D word2vec embeddings [Mikolov *et al.*, 2013] are used for generating the word embeddings that are then fed into the convergent RNN and the maximum sequence length is restricted to 600. The convergent RNN used for this experiment comprises of two fully connected hidden layers on top of the first projection layer. We have a single attention module applied to the first layer similar to Fig. 1.

Results

The results (Table 1) from our model are the first to report performance on any sentiment analysis task using EP. The experimental details are shown in Table 2.

Hyper-params & Perf.	Range	Optimal
Influence Factor (β)	(0.01-0.99)	0.1
T ("Free Phase")	(40-200)	50
K ("Nudge Phase")	(15-80)	25
Epochs	(10-100)	40
Layers (Linear & FC)	-	(1 & 3)
Layer-wise lr	-	1e-4,5e-5,5e-5,5e-5
Batch Size	(8-512)	128
Memory (GB)	-	7 (128 batch size)
Inference Time (sec)	-	120 (Test Set)

Table 2: Hyper-parameters & Perf. Metrics for IMDB dataset.

In order to study the advantage of using hopfield networks as an attention mechanism, we compare the accuracy achieved using our model against a vanilla implementation of EP on a convergent RNN with same depth but without any *HopAttn* modules and we see that our proposed model outperforms with a big margin ($> 9\%$). The computational cost increases by only 17% when we use the HopAttn module. The case where hopfield attention modules were not used seems to converge early during training, thereby resulting in over-fitting. However, as is evident from Fig. 3, usage of modern hopfield networks results in better generalization.

4.2 Natural Language Inference (NLI) Problems

We have used SNLI [Bowman *et al.*, 2015] dataset to demonstrate the application of our model on NLI tasks. NLI generally deals with the classification of a pair of sentences namely, a premise and a hypothesis. A model, given both the sentences, is able to predict whether the relationship between the two sentences signify an entailment, contradiction or if they are neutral. SNLI dataset comprises of 570K pairs of premises and hypotheses.

Architecture

The premise and the hypothesis are encoded as a sequence of 300D word2vec word embeddings [Mikolov *et al.*, 2013]

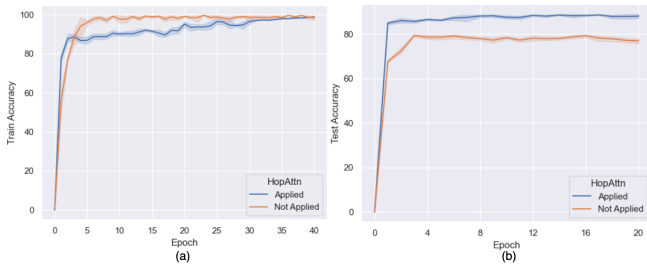


Figure 3: (a) Train Accuracy and (b) Test Accuracy comparison of two different convergent RNN models trained with EP - one with a *HopAttn* module applied (as shown in Fig. 1) and one without it. Results are taken on IMDB dataset over 5 different runs.

Hyper-params & Perf.	Range	Optimal
Influence Factor (β)	(0.01-0.99)	0.5
T ("Free Phase")	(40-200)	60
K ("Nudge Phase")	(15-100)	30
Epochs	(10-100)	50
Layers (Linear & FC)	-	(4 & 2)
Layer-wise lr	-	$4 * 5e-4, 2e-4, 2e-4$
Batch Size	(8-1024)	256
Memory (GB)	-	1.9 (256 batch size)
Inference Time (sec)	-	40 (Test Set)

Table 3: Hyper-parameters & Perf. Metrics for SNLI dataset.

with max sequence length of 25. The hopfield attention modules are used as specified in the Fig. 4. The architecture defined for this problem is inspired from the decomposable attention model [Parikh *et al.*, 2016]. Let us denote the premise as $A = (a_1, a_2, \dots, a_m)$ and hypothesis as $B = (b_1, b_2, \dots, b_n)$, where $a_i, b_j \in R^d$, d is the dimensionality of the word vector and m and n are the length of the sequences of the premise and hypothesis. We compute the new vectors $A' = HopAttn(s^{11}, A)$ and $B' = HopAttn(s^{14}, B)$, where s^{11} and s^{14} are values of the layers as shown in Fig. 4. These two vectors represent self-attention within A and B respectively. We compute two other vectors, $\alpha = HopAttn(s^{13}, A)$ which represents the soft alignment of premise with the hypothesis B and $\beta = HopAttn(s^{12}, B)$ which represents the soft alignment of hypothesis with the premise A , where s^{13} and s^{12} are values of the layers as shown in Fig. 4. We then concatenate all the sequences and feed them to the next layer of the network as shown in Fig. 4.

Results

The results obtained by our model (Table 1) are compared with other models trained using BP reported in literature that can be potentially implemented in a neuromorphic setting. The results from our model are the first to report performance on any NLI task using EP as a learning framework. The experimental details are shown in Table 3.

5 Conclusion

The ability to think of neural networks as a dynamical system helps to further deepen our understanding regarding learning

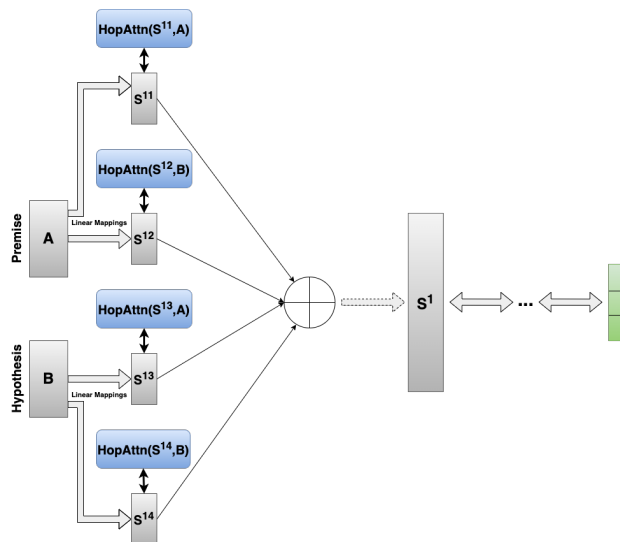


Figure 4: High-level overview of the architecture used in case of NLI problems (SNLI dataset). *HopAttn* modules are used in-order to generate embeddings comprising of dependencies inside different parts of a sentence as well as cross-attention between two different sentences and then the output of each of the layers are concatenated. The network converges over time during both phases of EP.

frameworks and intrigues us to delve deeper into the learning processes inside the brain. In this paper, we explore the application of EP as a learning framework in convergent RNNs integrated with modern hopfield networks to solve sequence classification problems. We report for the first time the performance of EP on datasets such as IMDB and SNLI. Constraint of EP requiring static input to the convergent RNNs makes it really difficult to train on datasets with sequence of data, thus an attention-like-mechanism provided by modern hopfield networks is ideal to encode the long-term dependencies in the sequence. The spatially (and potentially temporal) local weight update feature of EP still holds even after introducing the modern hopfield networks and therefore it can be easily converted into a neuromorphic implementation following the works of [Martin *et al.*, 2021]. Implementing the methodology described in this paper in a neuromorphic setting can be a follow up task which will benefit from the single circuit and local in nature computations of EP.

Certain unexplored areas in the paper can be future scope of research. Firstly, due to limitations of EP it was not possible to use sophisticated context-aware language models for word embeddings, thus circumnavigating that challenge to achieve even better accuracy can be an interesting problem. Secondly, another intrinsic restriction of the convergent RNN model used in the experiments is that the weights of the connections needs to be symmetric. In order to make the model more bio-plausible with asymmetric connections, Vector Field method as proposed by [Scellier *et al.*, 2018] can be further explored. Finally, although storing small sequence lengths like that of SNLI is not a big concern, the memory overhead increases with increased sequence sizes like that of IMDB dataset. Thus a future endeavor can be made to modify EP such that it supports time-varying inputs.

References

- [Almeida, 1990] Luis B Almeida. A learning rule for asynchronous perceptrons with feedback in a combinatorial environment. In *Artificial neural networks: concept learning*, pages 102–111. 1990.
- [Berkes *et al.*, 2011] Pietro Berkes, Gergő Orbán, Máté Lengyel, and József Fiser. Spontaneous cortical activity reveals hallmarks of an optimal internal model of the environment. *Science*, 331(6013):83–87, 2011.
- [Bi and Poo, 1998] Guo-qiang Bi and Mu-ming Poo. Synaptic modifications in cultured hippocampal neurons: dependence on spike timing, synaptic strength, and postsynaptic cell type. *Journal of neuroscience*, 18(24):10464–10472, 1998.
- [Bowman *et al.*, 2015] Samuel R Bowman, Gabor Angeli, Christopher Potts, and Christopher D Manning. A large annotated corpus for learning natural language inference. *arXiv preprint arXiv:1508.05326*, 2015.
- [Bowman *et al.*, 2016] Samuel R Bowman, Jon Gauthier, Abhinav Rastogi, Raghav Gupta, Christopher D Manning, and Christopher Potts. A fast unified model for parsing and sentence understanding. *arXiv preprint arXiv:1603.06021*, 2016.
- [Campos *et al.*, 2017] Víctor Campos, Brendan Jou, Xavier Giró-i Nieto, Jordi Torres, and Shih-Fu Chang. Skip rnn: Learning to skip state updates in recurrent neural networks. *arXiv preprint arXiv:1708.06834*, 2017.
- [Chilkuri and Eliasmith, 2021] Narsimha Reddy Chilkuri and Chris Eliasmith. Parallelizing legendre memory unit training. In *International Conference on Machine Learning*, pages 1898–1907. PMLR, 2021.
- [Crick, 1989] Francis Crick. The recent excitement about neural networks. *Nature*, 337(6203):129–132, 1989.
- [Demircigil *et al.*, 2017] Mete Demircigil, Judith Heusel, Matthias Löwe, Sven Uppgang, and Franck Vermet. On a model of associative memory with huge storage capacity. *Journal of Statistical Physics*, 168(2):288–299, 2017.
- [Dey and Salem, 2017] Rahul Dey and Fathi M Salem. Gate-variants of gated recurrent unit (gru) neural networks. In *2017 IEEE 60th international midwest symposium on circuits and systems (MWSCAS)*, pages 1597–1600. IEEE, 2017.
- [Ernoul *et al.*, 2019] Maxence Ernoul, Julie Grollier, Damien Querlioz, Yoshua Bengio, and Benjamin Scellier. Updates of equilibrium prop match gradients of backprop through time in an rnn with static input. *Advances in neural information processing systems*, 32, 2019.
- [Gammell *et al.*, 2021] Jimmy Gammell, Sonia Buckley, Sae Woo Nam, and Adam N McCaughan. Layer-skipping connections improve the effectiveness of equilibrium propagation on layered networks. *Frontiers in computational neuroscience*, 15:627357, 2021.
- [Han *et al.*, 2019] Kun Han, Junwen Chen, Hui Zhang, Haiyang Xu, Yiping Peng, Yun Wang, Ning Ding, Hui Deng, Yonghu Gao, Tingwei Guo, et al. Delta: A deep learning based language technology platform. *arXiv preprint arXiv:1908.01853*, 2019.
- [Hinton, 2002] Geoffrey E Hinton. Training products of experts by minimizing contrastive divergence. *Neural computation*, 14(8):1771–1800, 2002.
- [Hopfield, 1982] John J Hopfield. Neural networks and physical systems with emergent collective computational abilities. *Proceedings of the national academy of sciences*, 79(8):2554–2558, 1982.
- [Krotov and Hopfield, 2016] Dmitry Krotov and John J Hopfield. Dense associative memory for pattern recognition. *Advances in neural information processing systems*, 29, 2016.
- [Krotov and Hopfield, 2018] Dmitry Krotov and John Hopfield. Dense associative memory is robust to adversarial inputs. *Neural computation*, 30(12):3151–3167, 2018.
- [Laborieux *et al.*, 2021] Axel Laborieux, Maxence Ernoul, Benjamin Scellier, Yoshua Bengio, Julie Grollier, and Damien Querlioz. Scaling equilibrium propagation to deep convnets by drastically reducing its gradient estimator bias. *Frontiers in neuroscience*, 15:129, 2021.
- [Lillicrap *et al.*, 2020] Timothy P Lillicrap, Adam Santoro, Luke Marris, Colin J Akerman, and Geoffrey Hinton. Backpropagation and the brain. *Nature Reviews Neuroscience*, 21(6):335–346, 2020.
- [Maas *et al.*, 2011] Andrew Maas, Raymond E Daly, Peter T Pham, Dan Huang, Andrew Y Ng, and Christopher Potts. Learning word vectors for sentiment analysis. In *Proceedings of the 49th annual meeting of the association for computational linguistics: Human language technologies*, pages 142–150, 2011.
- [Martin *et al.*, 2021] Erwann Martin, Maxence Ernoul, Jérémie Laydevant, Shuai Li, Damien Querlioz, Teodora Petrisor, and Julie Grollier. Eqspike: spike-driven equilibrium propagation for neuromorphic implementations. *Iscience*, 24(3):102222, 2021.
- [Mikolov *et al.*, 2013] Tomas Mikolov, Kai Chen, Greg Corrado, and Jeffrey Dean. Efficient estimation of word representations in vector space. *arXiv preprint arXiv:1301.3781*, 2013.
- [Parikh *et al.*, 2016] Ankur P Parikh, Oscar Täckström, Dipanjan Das, and Jakob Uszkoreit. A decomposable attention model for natural language inference. *arXiv preprint arXiv:1606.01933*, 2016.
- [Pineda, 1987] Fernando Pineda. Generalization of back propagation to recurrent and higher order neural networks. In *Neural information processing systems*, 1987.
- [Ramsauer *et al.*, 2020] Hubert Ramsauer, Bernhard Schäfl, Johannes Lehner, Philipp Seidl, Michael Widrich, Thomas Adler, Lukas Gruber, Markus Holzleitner, Milena Pavlović, Geir Kjetil Sandve, et al. Hopfield networks is all you need. *arXiv preprint arXiv:2008.02217*, 2020.

- [Rusch and Mishra, 2020] T Konstantin Rusch and Sidhartha Mishra. Coupled oscillatory recurrent neural network (cornn): An accurate and (gradient) stable architecture for learning long time dependencies. *arXiv preprint arXiv:2010.00951*, 2020.
- [Rusch and Mishra, 2021] T Konstantin Rusch and Sidhartha Mishra. Unicornn: A recurrent model for learning very long time dependencies. In *International Conference on Machine Learning*, pages 9168–9178. PMLR, 2021.
- [Scellier and Bengio, 2017] Benjamin Scellier and Yoshua Bengio. Equilibrium propagation: Bridging the gap between energy-based models and backpropagation. *Frontiers in computational neuroscience*, 11:24, 2017.
- [Scellier and Bengio, 2019] Benjamin Scellier and Yoshua Bengio. Equivalence of equilibrium propagation and recurrent backpropagation. *Neural computation*, 31(2):312–329, 2019.
- [Scellier *et al.*, 2018] Benjamin Scellier, Anirudh Goyal, Jonathan Binas, Thomas Mesnard, and Yoshua Bengio. Generalization of equilibrium propagation to vector field dynamics. *arXiv preprint arXiv:1808.04873*, 2018.
- [Vaswani *et al.*, 2017] Ashish Vaswani, Noam Shazeer, Niki Parmar, Jakob Uszkoreit, Llion Jones, Aidan N Gomez, Łukasz Kaiser, and Illia Polosukhin. Attention is all you need. *Advances in neural information processing systems*, 30, 2017.
- [Wang *et al.*, 2018] Alex Wang, Amanpreet Singh, Julian Michael, Felix Hill, Omer Levy, and Samuel R Bowman. Glue: A multi-task benchmark and analysis platform for natural language understanding. *arXiv preprint arXiv:1804.07461*, 2018.
- [Widrich *et al.*, 2020] Michael Widrich, Bernhard Schäfl, Milena Pavlović, Hubert Ramsauer, Lukas Gruber, Markus Holzleitner, Johannes Brandstetter, Geir Kjetil Sandve, Victor Greiff, Sepp Hochreiter, et al. Modern hopfield networks and attention for immune repertoire classification. *Advances in Neural Information Processing Systems*, 33:18832–18845, 2020.
- [Yuille and Rangarajan, 2001] Alan L Yuille and Anand Rangarajan. The concave-convex procedure (cccp). *Advances in neural information processing systems*, 14, 2001.
- [Yuille and Rangarajan, 2003] Alan L Yuille and Anand Rangarajan. The concave-convex procedure. *Neural computation*, 15(4):915–936, 2003.

6 Appendix: Algorithm

The pseudocode for the algorithm designed to integrate modern hopfield networks into convergent RNNs and subsequently train the latter using the three phase (one free phase and two nudge phases) equilibrium propagation is described in this section. We have also elaborated on the scalar primitive function used for natural language inference task.

6.1 Pseudocode

Algorithm 1 (*stateUpdate*) The state update dynamics of the convergent RNN integrated with *HopAttn* module. Activation function σ removed for simplicity and we consider the input x as the stored patterns in the hopfield network.

Input: $x, y, s, \theta, \beta, T_\beta$

Parameter: Optional list of parameters

Output: s

```

1:  $s_0 \leftarrow s$ 
2: for  $t = 0$  to  $T_\beta$  do
3:   for  $i = 1$  to  $n - 1$  do
4:      $s_{t+1}^i \leftarrow \frac{\partial \phi}{\partial s^i}(x, s_t, \theta)$ 
5:     if isHopAttnApplied( $s_{t+1}^i$ ) is True then
6:        $s_{t+1}^i \leftarrow \text{HopAttn}(s_{t+1}^i, x)$ 
7:     end if
8:   end for
9:    $s_{t+1}^n \leftarrow \frac{\partial \phi}{\partial s^n}(x, s_t, \theta) + \beta(y - s_t^n)$ 
10: end for
11: return  $s_{T_\beta}$ 

```

Algorithm 2 Three-phase EP applied on the proposed convergent RNN model integrated with *HopAttn* layer.

Input: x, y, θ, η

Output: θ

```

1:  $s_0 \leftarrow 0$ 
2:  $s_T \leftarrow \text{stateUpdate}(x, y, s_0, \theta, 0, T)$ 
3:  $s_* \leftarrow s_T$ 
4:  $s_*^\beta \leftarrow \text{stateUpdate}(x, y, s_*, \theta, \beta, K)$ 
5:  $s_*^{-\beta} \leftarrow \text{stateUpdate}(x, y, s_*, \theta, -\beta, K)$ 
6:  $\nabla_\theta^{EPsym} \leftarrow \frac{1}{2\beta} (\frac{\partial \phi}{\partial \theta}(x, s_*^\beta, \theta) - \frac{\partial \phi}{\partial \theta}(x, s_*^{-\beta}, \theta))$ 
7:  $\theta \leftarrow \theta + \eta \nabla_\theta^{EP}$ 
8: return  $\theta$ 

```

6.2 Scalar Primitive Function ϕ - SNLI

The scalar primitive function ϕ is used to derive the state transition dynamics of the convergent RNN. In the paper, a high level overview of the function ϕ is described where the task described has only one sequence as an input. However in order to understand the sequence classification problems with multiple inputs $x_1, x_2 \in R^{N \times D_\kappa}$, we need to further elaborate few underlying operations. If we consider the natural language inference problem (SNLI dataset) with the projec-

tion layers as defined in Fig. 4, we can define the ϕ as,

$$\phi(x, s, \theta) = \sum_{j=1}^2 s^{1j} \bullet (x_1 \cdot w_{1j}) + \sum_{j=3}^4 s^{1j} \bullet (x_2 \cdot w_{1j}) + s^{2T} \cdot w_2 \cdot F(s^1) + \sum_{i=2}^{n-1} s^{i+1T} \cdot w_{i+1} \cdot s^i \quad (19)$$

where \bullet represents euclidean scalar product of two tensors with same dimensions, $(x_i \cdot w_{1j})$ represents the linear projection of x_i through $w_{1j} \in R^{D_\kappa \times D_\kappa}$, $\forall j = 1, 2, \dots, 4$, and w_{i+1} is the weight of the connection between s^i and s^{i+1} , $\forall i = 1, \dots, n - 1$. s^1 is the concatenation of all four projection layers s^{1j} , $\forall j = 1, 2, \dots, 4$. The flattened output of the concatenation of all four projection layers ($F(s^1)$ where F is the flattening operation from (A, B) to $(1, AB)$) is then fed into rest of the $n - 1$ fully connected layers.

7 Appendix: Experimental Details

We implemented modified EP, as given by Algorithm 2, using PyTorch 1.7.0. The experiments were run on Nvidia GeForce RTX 2080 Ti GPUs (8). The pre-processed IMDB dataset available in Keras is used in our experiments.

7.1 Sentiment Analysis (IMDB dataset)

The pre-processed IMDB dataset, available in Keras, is used in our experiments. In the sentiment analysis problems, we have 300D word2vec embeddings with maximum sequence length of 600 as the input to the convergent RNN. The first layer is a linear projection layer which maintains the same encoding dimension of 300. The hopfield attention module is integrated with the first layer. The final output of that layer is flattened and fed into a hidden layer of size 1000, followed by another layer of size 40 and then followed by the output layer of size 2. Adam optimizer is used as the optimizer to update the weights and the activation function is a modified form of hard sigmoid function. The loss function, as discussed in the paper, is mean squared error. GPU memory usage while training is limited to around 7GB with batch size of 128 and running time for one experiment is around 5 hours on the described hardware.

7.2 Natural Language Inference (SNLI dataset)

We have 300D word2vec embeddings with maximum sequence length of 25 for both premise and hypothesis given as the input. The scalar primitive function can be considered to be of a similar form as given by Eqn. 19. However, we consider four linear projection layers connected to inputs A and B , as depicted in the paper. Then the output of all the projection layers are concatenated and flattened to be fed into the remaining two fully connected layers. The architecture is kept simple to show the effectiveness of using the modern hopfield network. Activation function and optimizer used is the same as the previous experiment. GPU memory usage during training is limited to around 1.9 GB with batch size of 256. Running time for one experiment is around 6 hours.

7.3 Implementation Details

In order to make the code simpler and intuitive, the automatic differentiation framework of PyTorch has been used in our code to calculate the state and weight update rules. The scalar primitive function ϕ has been defined for each of our test datasets according to the underlying architecture and then the state update dynamics and weight updates have been computed by taking the appropriate derivatives of ϕ . Such an implementation also makes the code robust to further changes in architecture.