

Generalizing through Forgetting - Domain Generalization for Symptom Event Extraction in Clinical Notes

Sitong Zhou, MS¹, Kevin Lybarger, PhD², Meliha Yetisgen, PhD¹, Mari Ostendorf, PhD¹
¹University of Washington, Seattle, WA, USA, ²George Mason University, Fairfax, VA, USA

Abstract

Symptom information is primarily documented in free-text clinical notes and is not directly accessible for downstream applications. To address this challenge, information extraction approaches that can handle clinical language variation across different institutions and specialties are needed. In this paper, we present domain generalization for symptom extraction using pretraining and fine-tuning data that differs from the target domain in terms of institution and/or specialty and patient population. We extract symptom events using a transformer-based joint entity and relation extraction method. To reduce reliance on domain-specific features, we propose a domain generalization method that dynamically masks frequent symptoms words in the source domain. Additionally, we pretrain the transformer language model (LM) on task-related unlabeled texts for better representation. Our experiments indicate that masking and adaptive pretraining methods can significantly improve performance when the source domain is more distant from the target domain.

Introduction

The assessment of symptoms, which are physical or mental problems that patients experience, is critical for disease diagnosis¹ and epidemic forecasting². Symptoms are often documented in free-text clinical notes in Electronic Health Records (EHRs) and are not directly accessible as structured data for downstream applications such as disease prediction or healthcare outcome management. To address this need, a variety of entity and relation extraction methods^{3–7} have been published to help automate the extraction of symptoms from clinical notes.

Clinical language varies across different institutions and specialties. Additionally, symptom phrase distribution shifts and symptom contexts vary across different patient populations. Considering the costs of manual annotations from medical experts, creating gold standard annotations to capture the entire clinical note distribution within EHRs does not scale. One common approach is to sample notes to annotate only from the domains of immediate interest (e.g., COVID-19⁶) and apply the trained model to other target domains. In such cross-domain settings, we observed a significant extraction performance drop when a symptom extraction model trained on clinical notes of COVID patients is applied to clinical notes of cancer patients.⁸

Current state-of-the-art information extraction methods^{4,5,9} use transformer-based language models (LM)^{10,11} that are pretrained on large scale corpora. However, the pretrained corpus may not cover the target task data distribution; for example, Bio+Clinical BERT¹² is trained based on clinical notes from patients admitted to intensive care units (ICUs) from one medical center. Our patient population is not limited to ICU patients and the notes are from two other medical centers. These types of data distribution differences are often referred to as “domain mismatch,” but the term “domain” is not always well defined. For purposes of this work, a domain is defined as a collection of clinical notes associated with a particular patient cohort, type of notes, and medical center.

In order to avoid annotating new target domain data, we train the model on the source domain where annotations exist and evaluate the trained model in the target domain. To improve the cross-domain performance, we improve the text representation by pretraining LM on relevant texts to our task based on the success of adaptive pretraining^{13,14}. Furthermore, we challenge the model by masking symptom phrases that are frequently seen in the source domain to reduce the influence of source domain features and force it to learn more generalizable contextual patterns.

In this work, we focus on cross-domain symptom event extraction from outpatient clinical notes from University of Washington Medical Center (UWMC) to cancer treatment ones from Seattle Cancer Care Alliance (SCCA). Our contributions are summarized below. (1) We propose a domain generalization method that randomly masks frequent symptoms in the source domain during fine-tuning to encourage the model to give more attention to the context. (2) We observe that source-target domain differences impact the effects of both adaptive pretraining and symptom masking methods, and the source domain more distant to the target receives more benefits. (3) We find that masking frequent

symptoms in the source domain helps detect symptom triggers¹ that are more likely labeled as non-triggers in the source domain.

Related work

We can approach our task as event extraction, where each symptom event is identified by a trigger and characterized by multiple arguments linked to the trigger. Events can be extracted by joint entity and relation extraction methods. DYGIE++¹⁵ uses graphs to propagate contextual information on top of the transformer encoder. SpERT⁴ employs more lightweight entity and relationship classifiers without compromising performance. PURE⁵ uses different transformer encoders for entity and relation classification and fuses entity information into relation extraction by inserting markers. Besides, some works formulate joint entity and relation extraction as table filling¹⁶ and question answering¹⁷. We choose SpERT because it is among the state-of-the-arts on SciERC¹⁸, and has been successful in the clinical application¹⁹. We use SpERT for all experimentation, in order to focus the investigation on domain generalization, not extraction architecture design.

Pretraining a transformer LM on large corpora is necessary for it to succeed in downstream tasks^{10,20}. It is beneficial to train on pretraining corpora that are closer to the task domain^{4,15}. A variety of off-the-shelf domain-specific LMs are available, including SciBERT²¹ for scientific articles, BioBERT²² and PubMedBERT²³ for biomedical literature, and Bio+Clinical BERT¹² for clinical notes. The Bio+Clinical BERT is pre-trained on MIMIC III²⁴, which consists of clinical notes of patients admitted to intensive care units (ICU) from a single medical center. The off-the-shelf clinical LM may not be adequate for representing our task since our data cover a broader range of patient populations from different medical systems. Adaptive pretraining on task-relevant data has shown benefits for downstream tasks^{13,14}. Thus, we further pretrain the Bio+Clinical BERT using unlabeled texts relevant to our task.

This paper focuses on the case where the source domain for training mismatches the target domain for evaluation. A model can overly remember features specific to the source domain and not perform well on the target domain. This problem can be tackled by domain adaptation (DA)²⁵ and domain generalization (DG)^{26,27}. The difference between DA and DG is that DA uses target domain data. The key to success is to learn domain-invariant features that are informative to task classifiers. Some methods learn domain-invariant features using domain-adversarial training^{28–30}; some reweight or select source domain training data similar to target domain data^{29,31–34}; some manipulate datasets by pseudo-labeling^{35,36} or generating new examples^{37,38}; some create auxiliary tasks³⁹ such as optimizing LM objectives for target domains^{40–42}, solving jigsaw puzzles⁴³, and predicting coarse entity types⁴⁴.

To the best of our knowledge, the data manipulation DG method we propose is new to entity and relation extraction tasks. This method is compatible with arbitrary models. Instead of augmenting data and introducing noise in most data manipulation methods^{35,37}, we mask trigger phrases randomly from the labeled data to challenge the model.

Task

In this work, we explore a symptom extraction task, where extracted symptoms are represented using an event-based annotation schema that is tailored to clinical text. We adopt the event schema from COVID-19 Annotated Clinical Text (CACT) Corpus⁶, where **triggers** are symptom entities (e.g., pain, vomiting); argument entities are divided into **labeled arguments** (e.g., *Assertion*) and **span-only arguments** (e.g., *Anatomy*) depending on whether they contain entity subtype labels. Details of the symptom event schema are presented in Table 1 and example annotations are presented in 1.

Our task is similar to joint entity and relation extraction tasks¹⁸, but we require trigger entities to be present and arguments to be linked to triggers. We focus on span-level prediction; let \mathbb{X} and \mathbb{S} denote the space of all input sequences and their enumerated spans, and let Y_e and Y_r represent all entity types, and all relation types, including the negative types when labels are missing. For each input sentence x and its labels y_e and y_r , the entity classifier predicts the entity type of span s with $f_e : \mathbb{S}, \mathbb{X} \rightarrow Y_e$, where $f_e(s, x) = y_e(s)$, and the relation classifier predicts whether span s and span s' are linked using $f_r : (\mathbb{S}, \mathbb{S}) \rightarrow Y_r$ where $f_r(s, s', x) = y_r(s, s')$.

After prediction, events are constructed for each trigger entity, adding non-trigger entities as event arguments if they

¹Triggers are symptom phrases themselves that indicate the events, and described by other arguments. More details in the Task section.

Event type	Argument type	Argument subtypes	Span examples
Symptom	SSx - Trigger*	–	“cough,” “shortness of breath”
	Assertion*	{present, absent, possible, conditional, hypothetical, not patient}	“admits,” “denies”
	Change	{no change, worsened, improved, resolved}	“improved,” “continues”
	Severity	{mild, moderate, severe}	“mild,” “required ventilation”
	Anatomy	–	“chest wall,” “lower back”
	Characteristics	–	“wet productive,” “diffuse”
	Duration	–	“for two days,” “1 week”
	Frequency	–	“occasional,” “chronic”

Table 1: Entity types and subtypes for symptom events. Entities can be grouped into triggers, labeled arguments, and span-only arguments. Labeled arguments, including *Assertion*, *Change* and *Severity*, have subtypes⁶.

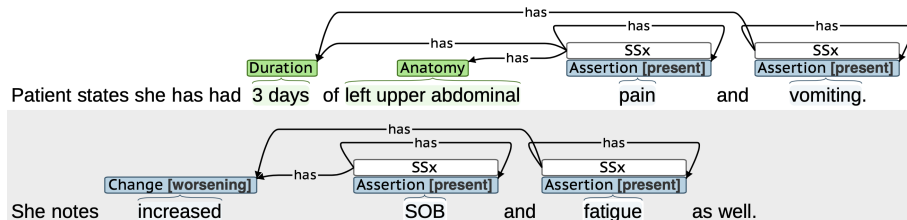


Figure 1: Annotated samples show entity spans with relations linking arguments to symptom triggers. Span colors denote symptoms (white), labeled arguments (blue), and span-only arguments (green). *Assertion* spans match triggers.

are linked to the trigger head.

The *Assertion* argument includes subtype labels that indicate whether the identified symptom is *present*, *absent*, *conditional*, etc. For *absent* symptoms, there are consistent negation cues, like “denies” or “no.” While there are affirming cues, like “reports” or “has” for *present* symptoms, the *present* subtype is often implied by a lack of negation cues. To provide the *Assertion* span classifier with a more consistent span representation, we replaced each *Assertion* span with the trigger span in each event. The extraction model treats each trigger and its *Assertion* argument as the same entity which has the trigger span and the *Assertion* subtype. We unmerged triggers and *Assertion* arguments into entities with the same spans in post-processing for evaluation purpose; *Assertion* entities keep the subtype labels, and trigger entities do not.

Datasets

In this paper, we use the following four resources.

The COVID-19 Annotated Text Corpus (*COVID*) contains clinical notes of 230,000 outpatient clinic patients treated at UWMC between May and June 2020⁶. *COVID* contains telephone encounter notes, progress notes, and emergency department notes from UWMC.

The Lung Cancer Annotated Text Corpus (*Lung*)⁸ was constructed from clinical notes of 4,673 lung cancer patients diagnosed between 2012 and 2020. *Lung* includes outpatient progress notes, admission notes, emergency department notes, and discharge notes that were created 24 months prior to cancer diagnosis at UWMC.

The Ovarian Cancer Annotated Text Corpus (*Ovarian*)⁸ is based on the clinical notes of 173 ovarian cancer patients diagnosed between 2012-2021. *Ovarian* includes outpatient progress notes, admission notes, emergency department notes, discharge notes, and gynecology notes created 12 months prior to cancer diagnosis at UWMC.

The Post-Cancer Diagnosis Annotated Text (*Post*) was built using clinical notes from 2,968 prostate cancer patients and 1,222 Diffuse Large B cell lymphoma patients diagnosed between 2007-2021. *Post* contains notes from SCCA after cancer diagnosis, including notes from urology, oncology, hematology, surgery, radiation oncology, and palliative care.

All four resources include a variety of clinical notes from UWMC and SCCA. Lung, Ovarian and Post datasets are all related to cancer patients. Lung and Ovarian share the same group of annotators. COVID has the most labeled examples. For each domain, we retrieved unlabeled clinical notes from the same distribution as the labeled ones. Table 2 provides more details about the data size, with inter annotator agreement for the three most frequent entity types.

Source	Labeled Reports	Labeled Sentences	Trigger Instances	Inter-Annotator Trigger / Assertion /Anatomy	Unabeled Reports
COVID	1028	89573	16966	86/83/81	87723
Lung	145	22190	3937	74-83/70-79/71-79	281493
Ovarian	100	15031	2477	79-82/71-81/64-79	29298
Post (Test)	200	28764	5619	80-83/73-74/74-76	–

Table 2: Dataset information for labeled data and unlabeled data in the source and target domains

In this study, we choose Post as the target domain, and we use two source sets: COVID and the combination of Lung & Ovarian (due to their small size). All source domains differ from the target in institution as well as diagnosis stage and diseases types of patients. The Lung & Ovarian source is similar to the target domain as it also involves cancer patients, but it does not relate to prostate or lymphoma cancers. The impact of these domain differences between source and target domains is illustrated in Figure 2, which plots the coverage of frequent triggers over both domains.

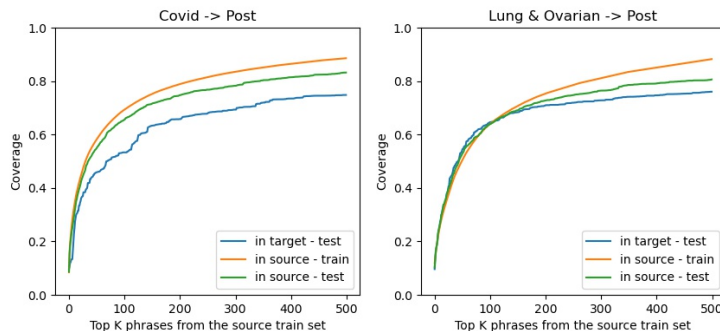


Figure 2: Source-target domain differences in terms of trigger coverage.

Methods

In our cross-domain setting, we assume labeled training data is available for the source domain only, and that the source differs from the target domain. The baseline cross-domain model leverages a standard configuration of a pretrained transformer incorporated into a model that is trained on the labeled source domain data. The experiments look at two strategies for improving cross-domain performance: (i) the use of unlabeled data in the source domain for adaptive pretraining, and (ii) the use of dynamic masking in the supervised training stage. We explore the benefits of the two approaches alone and in combination for different degrees of domain mismatch. Both adaptive pretraining and supervised training are on source domain data; inference at test time is on target domain data.

Baseline

All experiments are run on the transformer-based SpERT⁴, which is one of state-of-art models on the SciERC benchmark¹⁸. According to the original SpERT work⁴ and a clinical application based on SpERT¹⁹, the model architecture is shown in Figure 3. SpERT contains light-weighted entity and relation classifiers on top of the BERT encoder¹⁰. Specifically, we use a clinical version of BERT, Bio+Clinical BERT¹². The **entity classifier** predicts enumerated spans at the subtype level. To represent each span, SpERT groups the encoder outputs of tokens within the span by max pooling, and concatenates it with the sentence context and span size embeddings. To predict whether a relation exists between

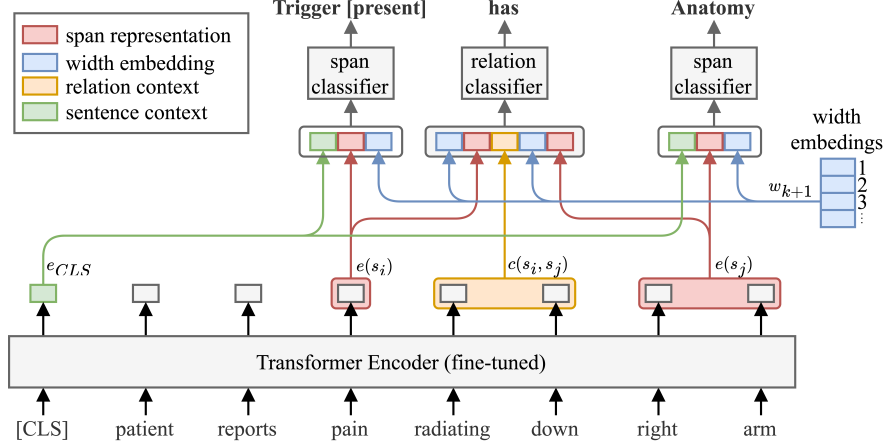


Figure 3: SpERT Model Architecture based on work^{4, 19}

any pair of entity spans, we represent the span pair using their entity representations plus the max pooled encoder vectors of the words between the two spans. The **relation classifier** classifies the relation representations into a binary outcomes.

To train the model, we minimize the cross entropy (CE) loss between predictions and labels, sampling non-entity spans and span-pairs without relations as negative examples. To normalize the outputs of the multiclass entity classifier, we use the softmax function, while for the binary relation classifier, we use sigmoid. For input sentence x , labels for entities y_e and relations y_r , let f_e and y_e denotes the model outputs of entities and relations, the objective is $L_{Joint} = L_{Entity} + L_{Relation}$, where

$$L_{Entity} = \sum_{s \in Spans(x)} CE(f_e(s, x), y_e(s)) \quad L_{Relation} = \sum_{(s, s') \in SpanPairs(x)} CE(f_r(s, s', x), y_r(s, s'))$$

Adaptive Pretraining

The baseline model is initialized with Bio+Clinical BERT¹² pretrained on biomedical research articles and clinical notes. However, the pretraining corpus could fail to represent our task distribution, because its clinical note source, MIMIC-III²⁴ is mostly from ICU patients from one medical center, but we are targeting cancer patients who are not necessarily admitted to ICUs and from another medical center. To adjust the LM to the target domain, we continue pretraining on unlabeled texts relevant to our task as in the DAPT method¹³. Pretraining minimizes the masked language model (MLM) objective. For any input x with tokens t_0, t_1, \dots, t_l , we randomly replace tokens t_i to [MASK] at a fixed rate (15%). Let the set of masked token indexes in sentence x be $LMMask(x)$ and the sentence after masking be \tilde{x} ; let the LM $f_{LM}(i, \tilde{x})$ predicts for the original i -th token that is masked in the new context \tilde{x} , the MLM pretraining objective is

$$L_{MLM} = \sum_{i \in LMMask(x)} CE(f_{LM}(i, \tilde{x}), t_i)$$

In adaptive pretraining, we use the combined set of unlabeled texts from COVID, Lung, and Ovarian, with domain indicator tokens at the start of a sequence. We also conducted experiments using unlabeled target domain texts as an additional pretraining corpus, but results are not reported since it was not helpful.

Dynamic Masking

As shown earlier, domains may differ in the frequency of specific trigger words. We hypothesize that, for very frequent triggers, the model may put too much weight on the word sequence alone vs. its context, failing to capture more generalizable contextual cues. In this scenario, cross-domain performance might be compromised, especially when symptom phrase distribution shifts and symptom contexts change. The model may fail to detect symptoms with a considerable change in context distributions, as well as symptoms less frequent in the source.

We challenge the model to learn the contextual information for trigger extraction by masking the frequent symptom phrases seen in training. This is a data manipulation method that changes the labeled source data without modifying the model. First, we create the symptom phrase list based on their frequency ranking in the source domain train set, then search those phrases in the source domain training data, and randomly mask the matched phrases with a fixed probability, regardless of whether they are annotated as triggers or not. In order to prevent permanent loss of annotations, we use dynamic masking¹¹ to change random masks every epoch. We train the joint entity and relation model on the masked source domain labeled data using the same L_{joint} objective.

Experiment

Implementation

Each note was split into sentences using spaCy.² To encode the text, we use Bio + Clinical BERT’s default tokenizer, which contains 28996 uncased tokens. As in Bio + Clinical BERT, the transformer encoder contains 12 layers and 12 heads. The training batch size is 15. For each model, we train it for 10 epochs.

During pretraining, we truncate the text corpus into chunks of 512 length. For each optimization step, we accumulate sub-batches of size 32 eight times in order to have a larger batch size of 256. The MLM random rate is 15%. When pretraining on all source domains together, the LM is trained for 31 epochs finishing 67.6 K steps. With the target domain texts added, we pretrain on this larger corpus for 30 epochs, which is equivalent to 126.8 K steps. To create the symptom phrase lists for masking, we used the top 200 frequent symptom phrases from each source. In order to simplify the list, we keep only phrases with one token and exclude punctuation-only³ or single-character triggers. In training data, we search for those listed tokens, and dynamically mask matched tokens at an 80% random rate.

All SpERT modeling experiments are conducted on a NVIDIA GeForce GPU card with 11.6 GB of memory. A NVIDIA A100 GPU with 42.5 GB of memory is used to pretrain the language models.

Evaluation

The evaluation process is similar to our previous symptom event extraction work⁶. All triggers and arguments are scored by micro F1 scores. The predicted trigger is considered correct if the trigger type and span are both equal to the gold trigger. The subtype-level entity label and the linked trigger must match the gold labels for a predicted labeled argument to be considered correct. When calculating span-only argument metrics, we count the overlap tokens between each predicted span and the gold span, and we require the two spans to have the same entity type and trigger. When comparing models, we run 5 random seeds and report the results of a two-sided T-test.

Results & Discussion

Table 3 summarizes the cross-domain results on the trigger and argument extraction. The Lung & Ovarian source domain performs better than the COVID domain for the three most frequent entity types.

Adaptive pretraining benefits performance for both source domains. For the COVID source model, the gain is significant for trigger (*SSx*), *Assertion* and *Characteristics*. For the models trained on the Lung & Ovarian source, the significant gains are for *Anatomy* and *Frequency* arguments.

Dynamic masking benefits performance for the COVID source domain, but hurts when the source is Lung &

²https://spacy.io/models/en#en_core_web_sm

³Trigger labels on punctuation could come from annotation errors.

Entity	NT	COVID				Lung & Ovarian			
		Baseline	w/ Mask	+ Adaptive Pretrain	w/ Mask	Baseline	w/ Mask	+ Adaptive Pretrain	w/ Mask
SSx	5629	77.2	78.5**	78.6*	79.9*	79.2	78.2- -	79.3	79.1
Assertion	5629	72.2	73.1*	74.0**	74.9	75.1	74.4-	75.0	75.1
Change	401	55.7	56.9	56.9	56.9	47.2	44.8	46.1	47.3
Severity	291	30.7	30.4	29.6	33.3*	40.7	36.4- -	42.2	38.5
Anatomy	3007	55.3	56.7	57.2	59.4	60.7	58.5- -	63.2*	61.4
Characteristics	1250	22.5	22.8	26.8**	25.8	15.1	16.6	16.3	17.7
Duration	837	46.5	44.1	46.3	48.4	29.9	32.5	30.4	34.2
Frequency	301	45.9	45.6	44.9	46.6	24.7	24.9	27.3*	26.6
SSx (Precision)		90.1	89.4- -	89.4- -	88.9	84.1	82.5-	83.1	83.0
SSx (Recall)		67.5	69.9**	70.1*	72.6*	74.8	74.3	75.9*	75.6

Table 3: Entity micro F1 scores and trigger (SSx) precision and recall scores for both sources. **(- -) and *(-) indicate significant gain(loss) relative to contrasting condition at p-value smaller than 0.01 and 0.05, respectively.

Ovarian. Masking significantly improves trigger extraction of COVID source models, both with and without adaptive pretraining. However, the Lung & Ovarian source performance significantly degrades if there is no pretraining. The inconsistent masking effects on two sources could be explained by the differences in the source and target domains in symptom frequency and/or trigger contexts. Looking at recall and precision scores for triggers, we find an increase in recall is responsible for the improvement from masking when training on the COVID source. There is a trade off between higher recall and lower precision with masking, but recall dominates the change. In contrast, both recall and precision of the Lung & Ovarian source models degrade with masking.

The combination of masking and pretraining makes it possible to take advantage of the greater amount of labeled data, giving performance that is similar to or better than the best result from the Lung & Ovarian source model for all entity types except *Severity* and *Anatomy*. The best COVID source model gives a result close to the human annotator agreement for triggers (80-83) and *Assertion* (73-74) entities.

Source	Version	top 20	top 20-40	top 40-60	top 60-80	top 80-100
COVID	Baseline	95.4	89.9	83.9	83.1	82.6
	w/ masking	95.7	93.1**	84.2	87.1**	82.7
	+ Adaptive Pretraining	96.3	90.2	84.2	82.6	83.8
	w/ masking	96.5	92.8**	85.8*	87.2*	83.0
Lung & Ovarian	Baseline	97.4	77.8	81.9	76.6	73.8
	w/ masking	96.2- -	77.5	82.5	72.9- -	73.6
	+ Adaptive Pretraining	97.4	77.4	80.6	76.2	74.8
	w/ masking	96.6- -	78.3	82.3	73.6 -	76.0

Table 4: Trigger F1 results on subsets of symptom phrases grouped by source domain frequency. **(- -) and *(-) indicate significant gain(loss) relative to contrasting condition at p-value smaller than 0.01 and 0.05, respectively.

In order to better understand the effect of trigger frequency in the source domain, we looked at performance for different sets of triggers grouped by source frequency. Table 4 provides F1 results for the different training configurations. For COVID, masking has little impact on the performance for the most frequent source triggers, but significantly benefits the triggers in the top 20-40 and top 60-80 groups. In contrast, masking significantly hurts the most frequent source triggers when the source is Lung & Ovarian.

Masking benefits phrases that are more likely associated with negative contexts in the source than in the target. A trigger phrase that is frequently annotated as a non-trigger in the source can lead to false negatives in the target domain. To study how the negative context shift affects masking, we plot positive class ratio of trigger phrases

on both source and target domains, which is the likelihood of the phrases annotated as triggers (Figure 4). We size and color each point according to the absolute value and sign of the false negative change. We show only false negatives because the trigger detection improvement after masking is due to the reduced false negatives. Most phrases with reduced false negatives are above the diagonal, in other words, the phrases improved after masking are more likely to be annotated as non-triggers in the source domain than in the target. The COVID source has more trigger phrases overly associated with negative contexts and sitting above the diagonal, which can be compensated for by masking.

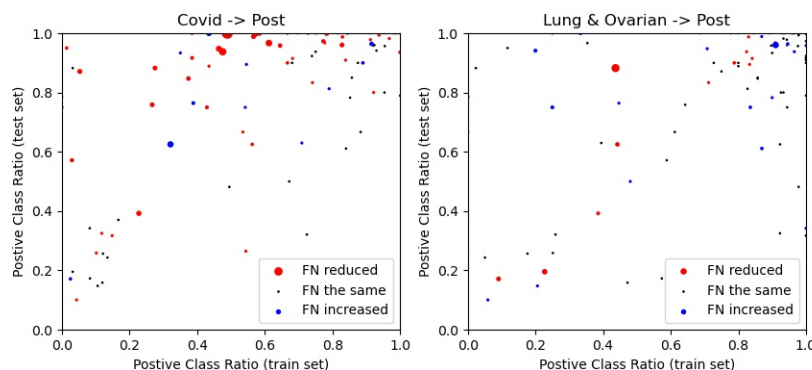


Figure 4: Relative frequency of a positive trigger label in the test vs. training set for the 100 most frequent triggers in the test set. Size of the points indicates the absolute value of the symptom phrase false negative (FN) change after masking. Red indicates that false negatives are reduced; blue indicates no change or an increase.

Conclusion

We use adaptive pretraining and our proposed dynamic masking method to improve symptom event extraction under cross-domain settings without using additional labeled data. Both methods significantly benefit the source domain more distant from the target, and achieve trigger F1 scores close to the human annotator agreement. The masking method improves the detection of symptoms that are more likely to be non-triggers in the source domain. For future work, understanding the type of domain discrepancy could guide us in selecting domain generalization (or adaptation) methods.

Acknowledgements

This work was supported by NIH/NCI (1R01CA248422-01A1 and 1R21CA258242-01).

References

- [1] Cahan A, Cimino JJ. A Learning Health Care System Using Computer-Aided Diagnosis. *Journal of Medical Internet Research*. 2017;19.
- [2] Rossman H, Keshet A, Shilo S, Gavrieli A, Bauman T, Cohen O, et al. A framework for identifying regional outbreak and spread of COVID-19 from one-minute population-wide surveys. *Nature Medicine*. 2020;14.
- [3] Luan Y, Wadden D, He L, Shah A, Ostendorf M, Hajishirzi H. A general framework for information extraction using dynamic span graphs. In: *NAACL*; 2019. .
- [4] Eberts M, Ulges A. Span-based Joint Entity and Relation Extraction with Transformer Pre-training. In: *ECAI*; 2020. .
- [5] Zhong Z, Chen D. A Frustratingly Easy Approach for Joint Entity and Relation Extraction. In: *NAACL*; 2021. .
- [6] Lybarger K, Ostendorf M, Thompson M, Yetisgen M. Extracting COVID-19 Diagnoses and Symptoms From Clinical Text: A New Annotated Corpus and Neural Event Extraction Framework. In: *J Biomed Inform*; 2021. .

- [7] Li X, Zhang H, Zhou XH. Chinese clinical named entity recognition with variant neural structures based on BERT methods. In: J Biomed Inform; 2020. p. 103422.
- [8] Turner G, Lybarger K, Brennan A, Chang E, Dorvall N, Gill J, et al. Domain Adaptation of a Deep Learning Symptom Extractor for Different Patient Populations and Clinical Settings. In: AMIA Annual Symposium Proceedings; 2021. .
- [9] Ye D, Lin Y, Li P, Sun M. Packed Levitated Marker for Entity and Relation Extraction. In: Assoc Comput Linguist; 2022. .
- [10] Devlin J, Chang MW, Lee K, Toutanova K. BERT: Pre-training of Deep Bidirectional Transformers for Language Understanding. In: NAACL; 2019. .
- [11] Liu Y, Ott M, Goyal N, Du J, Joshi M, Chen D, et al. RoBERTa: A Robustly Optimized BERT Pretraining Approach. ArXiv. 2019;abs/1907.11692.
- [12] Alsentzer E, Murphy JR, Boag W, Weng WH, Jin D, Naumann T, et al. Publicly Available Clinical BERT Embeddings. In: NAACL; 2019. .
- [13] Gururangan S, Marasović A, Swayamdipta S, Lo K, Beltagy I, Downey D, et al. Don't Stop Pretraining: Adapt Language Models to Domains and Tasks. In: Assoc Comput Linguist; 2020. .
- [14] Han X, Eisenstein J. Unsupervised Domain Adaptation of Contextualized Embeddings: A Case Study in Early Modern English. In: EMNLP-IJCNLP; 2019. .
- [15] Wadden D, Wennberg U, Luan Y, Hajishirzi H. Entity, Relation, and Event Extraction with Contextualized Span Representations. In: EMNLP-IJCNLP; 2019. .
- [16] Wang J, Lu W. Two Are Better than One: Joint Entity and Relation Extraction with Table-Sequence Encoders. In: EMNLP; 2020. .
- [17] Li X, Yin F, Sun Z, Li X, Yuan A, Chai D, et al. Entity-Relation Extraction as Multi-Turn Question Answering. In: Assoc Comput Linguist; 2019. .
- [18] Luan Y, He L, Ostendorf M, Hajishirzi H. Multi-Task Identification of Entities, Relations, and Coreference for Scientific Knowledge Graph Construction. In: EMNLP; 2018. .
- [19] Lybarger K, Damani A, Gunn ML, Uzuner Ö, Yetisgen-Yildiz M. Extracting Radiological Findings With Normalized Anatomical Information Using a Span-Based BERT Relation Extraction Model. In: AMIA Annual Symposium proceedings.. vol. 2022; 2022. p. 339-48.
- [20] Brown TB, Mann B, Ryder N, Subbiah M, Kaplan J, Dhariwal P, et al. Language Models are Few-Shot Learners. In: NeurIPS; 2020. .
- [21] Beltagy I, Lo K, Cohan A. SciBERT: A Pretrained Language Model for Scientific Text. In: EMNLP; 2019. .
- [22] Lee J, Yoon W, Kim S, Kim D, Kim S, So CH, et al. BioBERT: a pre-trained biomedical language representation model for biomedical text mining. Bioinformatics. 2020;36:1234 1240.
- [23] Gu Y, Tinn R, Cheng H, Lucas MR, Usuyama N, Liu X, et al. Domain-Specific Language Model Pretraining for Biomedical Natural Language Processing. ACM Transactions on Computing for Healthcare (HEALTH). 2022;3:1 23.
- [24] Johnson AEW, Pollard TJ, Shen L, wei H Lehman L, Feng M, Ghassemi MM, et al. MIMIC-III, a freely accessible critical care database. Scientific Data. 2016;3.
- [25] Ramponi A, Plank B. Neural Unsupervised Domain Adaptation in NLP—A Survey. In: Proceedings of the 28th International Conference on Computational Linguistics; 2020. .

- [26] Wang J, Lan C, Liu C, Ouyang Y, Qin T. Generalizing to Unseen Domains: A Survey on Domain Generalization. In: IJCAI; 2021. .
- [27] Shen Z, Liu J, He Y, Zhang X, Xu R, Yu H, et al. Towards Out-Of-Distribution Generalization: A Survey. ArXiv. 2021;abs/2108.13624.
- [28] Ganin Y, Ustinova E, Ajakan H, Germain P, Larochelle H, Laviolette F, et al. Domain-Adversarial Training of Neural Networks. In: J. Mach. Learn. Res.; 2016. .
- [29] Naik A, Ros'e CP. Towards Open Domain Event Trigger Identification using Adversarial Domain Adaptation. In: Assoc Comput Linguist; 2020. .
- [30] Du C, Sun H, Wang J, Qi Q, Liao J. Adversarial and Domain-Aware BERT for Cross-Domain Sentiment Analysis. In: Assoc Comput Linguist; 2020. .
- [31] Ruder S, Ghaffari P, Breslin JG. Data Selection Strategies for Multi-Domain Sentiment Analysis. ArXiv. 2017;abs/1702.02426.
- [32] Aharoni R, Goldberg Y. Unsupervised Domain Clusters in Pretrained Language Models. In: Assoc Comput Linguist; 2020. .
- [33] Iter D, Grangier D. The Trade-offs of Domain Adaptation for Neural Language Models. In: Assoc Comput Linguist; 2022. .
- [34] Iter D, Grangier D. On the Complementarity of Data Selection and Fine Tuning for Domain Adaptation. ArXiv. 2021;abs/2109.07591.
- [35] Ruder S, Plank B. Strong Baselines for Neural Semi-Supervised Learning under Domain Shift. In: Assoc Comput Linguist; 2018. .
- [36] Zou Y, Yu Z, Kumar BVKV, Wang J. Unsupervised Domain Adaptation for Semantic Segmentation via Class-Balanced Self-training. In: ECCV; 2018. .
- [37] Calderon N, Ben-David E, Feder A, Reichart R. DoCoGen: Domain Counterfactual Generation for Low Resource Domain Adaptation. In: Assoc Comput Linguist; 2022. .
- [38] Volpi R, Namkoong H, Sener O, Duchi JC, Murino V, Savarese S. Generalizing to Unseen Domains via Adversarial Data Augmentation. In: NeurIPS; 2018. .
- [39] Amin S, Neumann G. T2NER: Transformers based Transfer Learning Framework for Named Entity Recognition. In: EACL; 2021. .
- [40] Peng N, Dredze M. Named Entity Recognition for Chinese Social Media with Jointly Trained Embeddings. In: EMNLP; 2015. .
- [41] Vu TT, Phung DQ, Haffari G. Effective Unsupervised Domain Adaptation with Adversarially Trained Language Models. In: EMNLP; 2020. .
- [42] Karouzou CF, Paraskevopoulos G, Potamianos A. UDALM: Unsupervised Domain Adaptation through Language Modeling. In: NAACL; 2021. .
- [43] Carlucci FM, D'Innocente A, Bucci S, Caputo B, Tommasi T. Domain Generalization by Solving Jigsaw Puzzles. IEEE/CVF Conference on Computer Vision and Pattern Recognition (CVPR). 2019:2224-33.
- [44] Liu Z, Winata GI, Xu P, Fung P. Coach: A Coarse-to-Fine Approach for Cross-domain Slot Filling. In: Assoc Comput Linguist; 2020. .