

A Few-shot Approach to Resume Information Extraction via Prompts

Chengguang Gan

Tatsunori Mori

Yokohama National University, Japan

gan-chengguan-pw@ynu.jp, tmori@ynu.ac.jp

Abstract

Prompt learning has been shown to achieve near-Fine-tune performance in most text classification tasks with very few training examples. It is advantageous for NLP tasks where samples are scarce. In this paper, we attempt to apply it to a practical scenario, i.e resume information extraction, and to enhance the existing method to make it more applicable to the resume information extraction task. In particular, we created multiple sets of manual templates and verbalizers based on the textual characteristics of resumes. In addition, we compared the performance of Masked Language Model (MLM) pre-training language models (PLMs) and Seq2Seq PLMs on this task. Furthermore, we improve the design method of verbalizer for Knowledgeable Prompt-tuning in order to provide a example for the design of Prompt templates and verbalizer for other application-based NLP tasks. In this case, we propose the concept of Manual Knowledgeable Verbalizer(MKV). A rule for constructing the Knowledgeable Verbalizer corresponding to the application scenario. Experiments demonstrate that templates and verbalizers designed based on our rules are more effective and robust than existing manual templates and automatically generated prompt methods. It is established that the currently available automatic prompt methods cannot compete with manually designed prompt templates for some realistic task scenarios. The results of the final confusion matrix indicate that our proposed MKV significantly resolved the sample imbalance issue.

1 Introduction

With the Transformer(Vaswani et al., 2017) architecture proposed, large-scale language models led by Pre-training have continued to set new state-of-the-art scores for various NLP tasks. One of the most widely used models is the unsupervised pre-training task-based MLM, the Encoder-based

BERT(Devlin et al., 2018) model in the transformer framework, which is mainly used for classification tasks, and the subsequent modified version of the RoBERTa(Liu et al., 2019) model. The other is the T5(Raffel et al., 2020) model that uses the MLM pre-training method of sequence-to-sequence (Seq2Seq). The paradigm of pre-training and fine-tuning has been applied to various downstream natural language processing tasks until the year 2020. Then, the novel pre-training and prompt paradigm was proposed.

The first prompt-learning approaches to have models answer cloze questions to achieve predicted labels were proposed for sentiment classification tasks(Schick and Schütze, 2020a). And achieved higher accuracy than the traditional fine-tune paradigm with the same small training samples. The principle of the prompt is to use manually designed templates to wrap the sentences and then input them into the model. Then the words that are masked in the template are predicted, which are the corresponding label relation word of the sentences. In general, the verbalizer is equal to the corresponding label relation word. After the emergence of the aforementioned manual design of prompt templates, people started to think about whether there is a way to make the model automatically generate the desired prompt templates. So they developed some automatic template generation methods. The methods for automatic generation of prompt templates are divided into two categories(Liu et al., 2021a), which are discrete prompts and continuous prompts.

However, as mentioned earlier various prompt methods for downstream task development have only achieved outstanding results on different benchmark datasets. Does it also get excellent results in some unique practical application scenarios? Information extraction has always had a significant application in resumes. Almost all businesses are required to review numerous resumes

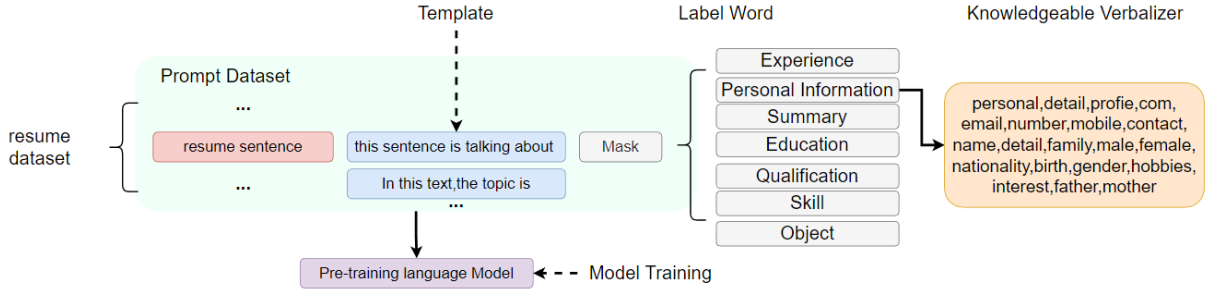


Figure 1: Illustration of the process of prompt learning for the resume information extraction task.

every day. Additionally, some systems for screening resumes automatically have been developed along with deep learning. However, it is very uneconomical to spend a lot of manpower on annotating resume texts in order to create datasets for fine-tuning PLMs for some small businesses or some unpopular industries. So the prompt method is a good fit for the information extraction field for resumes. Only a few complete resume texts from various companies' HR departments are required to be labeled in addition to teaching the model and get high performance. In our latest work, we selected a seven-category sentence classification of English resume data (Gan and Mori, 2022). We selected resumes for this study object because of the following reasons. 1) The dataset is for a sentence classification task using reality resume text and converting the resume information extraction task into a sentence classification task by segmenting it into sentences and tagging it. It is appropriate for the task of text classification, which is now the mainstream research object of prompt learning. 2) Resume few-shot learning is instrumental in real-world application scenarios. For example, small companies in different industries can't create a vast training dataset to extract hundreds of resumes. However, if we use prompt learning, sometimes we only need to label a few resumes to train the model, and then it can be helpful in future resume information extraction. 3) Because the text of a resume contains specific words that frequently appear in a particular classification, it is particularly suitable to extract these exact words to construct a knowledgeable verbalizer (KV). KV is a technique for incorporating external knowledge into the verbalizer's construction and has achieved state-of-the-art (SOTA) in many corpuses (Hu et al., 2022). Thus, we chose the information extraction of resumes as the research object of this study.

As shown in Figure 1. First, the to-be-classified

sentence X is entered into the wrap class. After X , the indicative template sentence is added. Finally, a Mask token is inserted into the prompted sentence, with the mask token being the label relation word to be predicted (e.g., $\{X\}$ this sentence is about $\{\text{mask}\}$). Thus, a problem of sentence classification is transformed into a problem of filling in the blanks. MLM specifically addresses the aforementioned problem. Consequently, by prompting, the downstream task can be more closely related to the pre-training task in order to achieve rapid model adaptation for small samples. The knowledgeable verbalizer expands a single label relation word to encompass multiple related terms. First, the output probability of each relevant word for this mask token is determined, and then the probabilities of multiple relevant words are merged. As a final step, the class with the highest probability of related words is chosen as the predicted result of the sentence, i.e., the mask token word. In conclusion, compared to the baseline scores of other prompt methods, KV with a manual template has attained high scores in many datasets. Hence, in this study, we first hypothesized that the combination of manually designed templates and KV is the most effective among the mainstream prompt methods nowadays. Then we conducted the following comparison experiments to verify this hypothesis. To determine the effect of different designed templates on the results, we created several different templates for comparison experiments. The results of the experiment also indicate that prompt-learning efficacy is significantly influenced by the design of the template. Then, a KV was constructed as a baseline for resume text classification by the original method of Knowledgeable Prompt-learning (Hu et al., 2022) and then compared with the KV constructed according to our improved rules. We call the KV constructed based on our proposed rule is Manual Knowledgeable Verbalizer (MKV). On the 25/50-shot task, the

performance was improved by 8.69% and 16.81%, respectively, compared with the original method. The experimental results also formalize that our proposed MKV is more suitable for the resume extraction task. We performed comparative experiments on the two models on 25/50/10-shot and two different training techniques in order to compare the encoder structure of BERT and the Seq2Seq structure of T5 model, which is better appropriate for prompt-learning. In summary, the main contributions are:

1. A whole set of Prompt-learning methods is constructed for the few-shot resume information extraction task.

2. Based on the original knowledgeable Prompt-tuning(KPT), the KV construction rules that are more compatible with resume text are proposed. It provides ideas for subsequent researchers to construct KV for practical application scenarios.

3. Compared the manual construction of templates and the automatic generation of templates for the prompt method. At the current state of prompt-learning for resume text, it has been established that an approach with automatically produced prompts cannot outperform one with manually constructed prompts.

2 Related Work

The research related to this paper is divided into two main groups. Prompt templates and constructs of prompt verbalizer.

Prompt Template. Since PET(Schick and Schütze, 2020a) was proposed, a surge of prompt research has been started. A PET follow-up study mentioned that smaller size models, such as BERT-base, are also capable of few-shot learning(Schick and Schütze, 2020b). There are also some other studies of discrete prompts(Gao et al., 2020)(Reynolds and McDonnell, 2021)(Tam et al., 2021). The idea behind a discrete prompt is that the words in the Template are real. The reason for this is because in coordinate space, the words are in a discrete state. Another hand, as all token-level prompts have been automatically generated, some research has gone a step further by replacing the token-level prompt template in the token representation with continuous vectors directly and training these prompts instead of the fine-tune model(A.K.A Continuous Prompt)(Li and Liang, 2021)(Lester et al., 2021)(Qin and Eisner, 2021)(Hambardzumyan et al., 2021)(Liu et al.,

Personal Profile/Detail	
Family Name	Mike
Father's Name	John
Date of Birth	24
Gender	Male/Female
Nationality	Indian
Languages	Fluent English, Tamil
Contact/Mobile Number	80XXXXXXXX
Address	Halen street Polo Ave. No.1331
Email/Gmail	mikejohn@gmail.com
Hobbies	
	Listening to Music
	Drawing
Interest	in computer game

Figure 2: Example of label-related word selection for the *personal information* classe in resume when constructing Knowledgeable Verbalizer¹.

2021b). Using continuous vectors, we can find the best set of vectors to replace the discrete prompt template.

Prompt Verbalizer. The automatic construction method of verbalizer in few-shot learning is explored(Schick et al., 2020). There are also corresponding verbalizers for some of the prompt methods mentioned in the previous paragraph, such as manual, soft and automatic verbalizers. Finally, the KV in this study also has better performance than other verbalizers(Hu et al., 2022).

3 Task Setup

In this work, we select the resume information sentence classification dataset as the experimental object. Hence, this study also considers the task setting from a practical application scenario. Suppose an IT company needs to fine-tune its company resume information extraction model. First, a training dataset consisting of several hundred resumes

¹ Although the data comes from open source websites, mosaic is given to the part involving privacy.

Experience	experience,responsible,role,responsibilities,position,ltd,client,environment,team,duration,project,description
Personal Information	personal,detail,profile,com,email,number,mobile,contact,name,detail,family,male,female,nationality,birth,gender,hobbies,interest,father,mother
Summary	summary,expertise,years,expert,good,excellent,achievements,achievement,snapshot,strength
Education	education,university,master,bachelor,school
Qualification	certification,qualification,certified,train,passed
Skill	skill,technical,tool,it,programming,tools
Object	object,objective,declaration,i,hereby,declare

Figure 3: Constructed complete Manual Knowledgeable Verbalizer. Blue block is the class, and yellow block is the expansion label relation word.

needs to be constructed. This results in the need to annotate tens of thousands of sentences. This is a non-negligible cost for a small company. Also, some small start-up companies may not have hundreds of resumes to create a training dataset. Thus, it is essential to minimize the investment of company human resource in producing training datasets for company.

In summary, we set the task to be in the case of annotating only one or two resumes. The resume dataset was extracted from 15,000 original resumes and 1000 of them were used as tagged objects². In addition, the total number of sentence samples in this dataset is 78786, and the total number of annotated resumes is 1000. So it is calculated that each resume contains about 79 sentences on average.

4 Prompt Design

In this section, we firstly designed a series of prompt templates for resumes. Secondly, we presented a different KV construction method from the original KPT depending on the textual characteristics of the resume(Figure 1).

4.1 Manual Template

For the manually designed templates, we divided into two design thoughts. One is the generic template that is commonly used in prior studies (e.g., {input sentence} In this sentence, the topic is {mask}). Another type of template is designed for

resume documents (e.g., {input sentence} this sentence belongs in the {mask} section of the resume.). Based on this, we designed a series of templates specifically for the resume text. By inserting words like resume and curriculum vitae into the templates, which are strongly related to the classification text. It is anticipated that the performance of the few-shot learning of resume text would improve with the specific design of templates and MKV.

4.2 Knowledgeable Verbalizer

In this study, KV from the KPT paper is utilized(Hu et al., 2022). In their study, KV is constructed by introducing external knowledge. As an example, consider the class label *experience*. By using related word search sites, the words that appear frequently in conjunction with *experience* are tallied, and the top 100 words with the highest frequency are selected to constitute KV³. There are seven word sets for class labels to construct the KV.

As shown in Figure 2, the text of the *personal information* in the original manuscript of a resume was selected to illustrate the MKV construction rules of our proposal. In summary, we present two rules for selecting the label relation word. **1.** Words that frequently appear in sentence of the target class with resume text. **2.** This word does not often occur in other classes. Thus, the words marked with gray background in the figure can be selected according to the two rules mentioned above. Two of them, Languages and Address, are marked with a black

²<https://www.kaggle.com/datasets/o07kartik/resume-text-batch>

³<https://relatedwords.org/>

background. The word **languages** often appears in *skill* classes for programming languages. The **address** is a word that appears not only in personal information as a home address. It also appears in *experience* classes for company addresses. So the above two words will not be selected in the label relation word set of personal information. As shown in Figure 3, you can see the complete constructed MKV.

5 Experiments Setup

This study seeks to elucidate the influence of numerous aspects on the results of resumes learning with limited opportunities. In addition, to illustrate the performance of our created MKV construction rules for the Prompt Learning of resume material. We have conducted many comparing tests between the prompt’s template and verbalizer. In addition, we evaluated the performance of several prompting methods to that of MKV. Lastly, we assess the effectiveness of two structurally distinct PLM models with respect to resuming few-shot learning. Obviously, these experiments are based only on the resume dataset that we produced.

To facilitate the iteration of various experiments, we use Openprompt⁴, an Open-Source Framework for Prompt-learning that includes the mainstream prompt methods(Ding et al., 2021). All experiments were performed using the F1-micro as the evaluation metric. In contrast to the thousands of training samples used in fine-tune, few-shot learning typically provides only an a few of training samples to each class for fine-tune; therefore, it is crucial to select training samples from tens of thousands of training samples for few-shot learning. As previously stated, the samples of the dataset of resumes are extremely unbalanced. Consequently, we use a random seed to extract the training set from it. Because the sample distribution of the few-shot learning training set extracted using a random seed is comparable to the original dataset. Realistically, this can restore the resume sample’s imbalance to the greatest extent possible. The random seeds for 25/50/100-shot experiments were fixed and distinct from each other.

First, in order to confirm which is the most efficient template and Knowledge Verbalizer, we conducted two comparison experiments assuming that the KV constructed according to our rules is the best among several Verbalizers. One group com-

pare the results of different manual templates. The other group is to compare the performance of our proposed MKV construction method and the original KV construction method. After establishing the performance of Manual Template and Manual knowledge verbalizer in the first two experiments, MT and MKV were compared to the other three kinds of templates and verbalizers. Basically, in all prompt methods, there are templates and verbalizers, which correspond to sentences and categorized words respectively. First is the automatic method, in which the model generates discrete prompt template words automatically. The second approach is the soft prompt method, which differs from the conventional method of manually locating or learning discrete tokens as prompts. By optimizing the vectors of the embedding layer, soft prompt is utilized as prompts. The p-tuning method, which is also a continuous prompt method. The token-level templates are replaced with dense vectors, which are then trained to predict the mask’s words. The final type is the prefix prompt approach, which is utilized more frequently in tasks involving natural language generation. Instead of training the entire transformer model, only the prefixes of a task-specific continuous sequence are trained, with different prefixes being used for different NLP tasks. Finally, to investigate the performance of fine-tuning and prompt-tuning of RoBERTa_{large} and T5_{large}, we added an experiment to compare the performance of the two models under the two train methods. The previous three experiments are the scores of the test set after training 4 epochs. The last PLMs comparison experiment is the score obtained by adjusting to the best epoch based on the test set scores. In addition, in considering the performance of KV and MKV in the case of sample imbalance, we plotted the confusion matrix of the test dataset at 50-shot for both methods and analyzed it.

6 Results and Analysis

6.1 Comparison Between Different Manual Templates

From Table 1, we can see the experimental results comparing four different templates. To minimize the interference of other factors, such as training samples, we used the 0-shot training strategy, which means that the original parameters of PLMs are used to predict the test set directly. This can maximize the response to different templates’

⁴<https://github.com/thunlp/OpenPrompt>

Method	Template	F1-score
MT+MKV	{text} In this sentence, the topic is {mask}.	33.45
	{text} this sentence is talking about {mask}.	55.77
	{text}this sentence belongs in the {mask} section of the resume.	61.32
	{text}this sentence belongs in the {mask} section of the curriculum vitae.	62.09

Table 1: The result of 0-shot was compared with different Template. Use the manual template(MT) and Manual knowledgeable verbalizer(MKV).

Total Label Set Size(KV method)	25-shot	50-shot	100-shot
700(KV-baseline)	54.96	59.72	66.46
63(Ours MKV)	63.65	76.53	76.72

Table 2: The results of 0/50/100-shot was compared with different Knowledgeable Verbalizer construction method.

Prompt Method		F1-score		
Template	Verbalizer	25-shot	50-shot	100-shot
MT	MKV	63.65	76.53	76.72
	MV	51.95	70.18	72.89
	SV	51.49	55.37	64.29
	AutoV	14.72	14.48	13.93
ST	MKV	63.92	70.42	73.91
	MV	39.93	57.91	65.42
	SV	33.69	53.60	60.29
	AutoV	14.72	14.48	13.93
PT	MKV	62.82	68.19	72.33
	MV	42.11	55.97	65.65
	SV	16.43	50.42	64.04
	AutoV	14.48	14.28	15.12
PFT	MKV	60.88	67.29	73.60
	MV	40.36	55.62	62.73
	SV	39.13	53.56	57.62
	AutoV	14.85	14.65	13.96

Table 3: Compare the results of different prompt methods at 25/50/100-shot. MT, MV is the abbreviation of Manual Template and Verbalizer. ST, SV is the abbreviation of Soft Template and Verbalizer. PT, PFT is the abbreviation of P-tuning Template and Prefix-tuning Template. AutoV is the abbreviation of AutomaticVerbalizer. MKV is the abbreviation of Manual Knowledgeable Verbalizer.

excellent or bad achievements. The top two are generic prompt templates for the classification task. Generic means that this template can be used on any other classification task dataset. In contrast, we designed two templates specifically for the resume dataset and adding the term *resume* to the templates significantly improved the results.

Another interesting point is that after replacing the word *resume* with *curriculum vitae*, the score

increased by 0.77 point. We speculate that this is because the word *resume* has not only the meaning of *curriculum vitae* but also other meanings (e.g. n.summary v.recover). This leads to ambiguity when the word is placed in this template sentence. Thus, the score improved when we replaced the *resume* with an unambiguous *curriculum vitae*.

Model	Method	Examples	F1-score
RoBERTa _{large} (baseline)	Fine-tune	25	58.70
		50	66.10
		100	73.78
T5 _{large} (baseline)	Fine-tune	25	47.33
		50	58.97
		100	70.46
RoBERTa _{large}	MT+MKV	25	57.48
		50	71.50
		100	71.85
T5 _{large}	MT+MKV	25	63.65
		50	76.53
		100	78.01

Table 4: Compare the few-shot(25/50/100-shot) learning results of RoBERTa_{large} and T5_{large} models under different methods.

6.2 Compare Different Verbalizers

Subsequently, we compare the performance of the original KV construction method and our proposed method. As shown in Table 2, the total label set size means the sum of the extended words of the seven categories. To start with, for baseline, we follow the method in the original paper to obtain a set of related words to each sentence class by retrieving webpages with the class label as a query(Hu et al., 2022). Later, we constructed a total of 63 MKVs according to the rule proposed in § 4.2. For the KV comparison test in this section, we used the fourth manual template in Table 1 ({text} this sentence belongs in the {mask} section of the curriculum vitae.). MKV is 8.69/16.81/10.26 higher than the origin KV on 25/50/100-shot. This result also demonstrates the effectiveness of our improved MKV.

6.3 Comparison of Different Prompt Methods

Since the OpenPrompt framework divides the process of prompt-tuning into two main parts: Template and Verbalizer (See in Figure 1), these two parts can be used in combination at will. Hence, we have selected four representative Templates and four Verbalizer methods and compared their few-shot learning effectiveness with each other. As shown in Table 3, In the 50/100-shot experiments, the combination of MT+MKV achieved the best results. Especially in the 50-shot experiment, the combination of MT+MKV scored 6.11 point higher

than the second place ST+MKV. However, in the 25-shot experiment, the ST+MKV combination was slightly higher than the MT+MKV combination. Overall, the MT+MKV method that we propose outperforms the other four template and verbalizer combinations. This further validates the effectiveness and robustness of our MKV constructed for the resume classification dataset.

6.4 Results on T5 and RoBERTa Model

As a last experiment, the resume classification task will compare the performance of the RoBERTa model trained by MLM with Encoder structure and the T5 model with Encoder-Decoder structure. The model comparison experiments did not test the performance after training all 4 epochs as previously employed. Instead, it was adjusted to the most optimal number of training epochs based on the score of the test dataset. This better reflects the best performance of the two models when using both methods. Thereby comparing which of the two models is more appropriate for the few-shot learning task of the resume dataset. As shown in Table4, although the T5 model is inferior to the RoBERTa model in terms of 25/50/100-shot outcomes when trained with the fine-tune approach, the 25/50/100-shot results surpass the RoBERTa model when trained with the MT+MKV prompt-learn method. Furthermore, the corresponding improvement is 6.17/5.03/6.16 point. In addition, at 100-shot, the fine-tune method is 1.93 point higher than the prompt-learning method after the

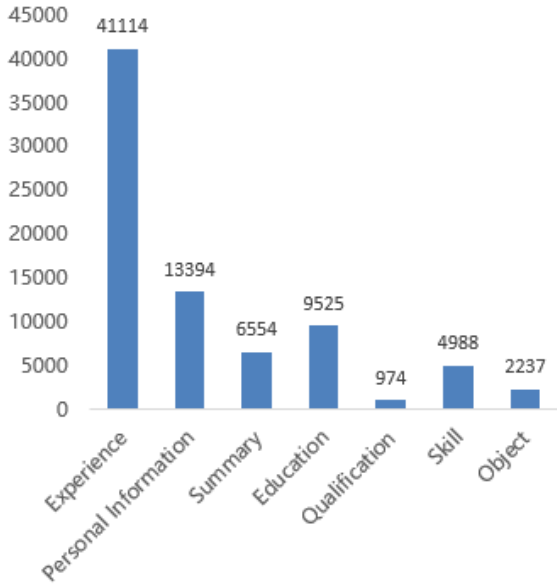


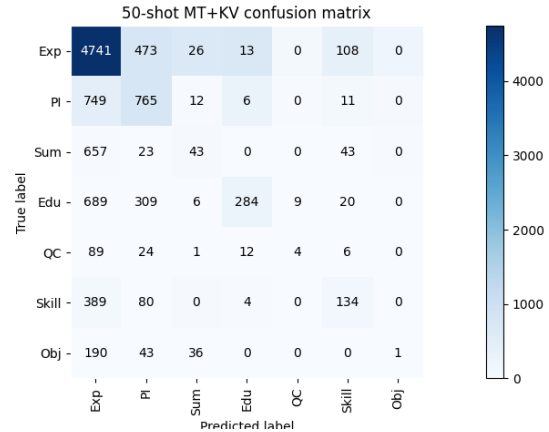
Figure 4: The total number of samples for each label in resume dataset.

RoBERTa model gets more sufficient training samples. The difference between the 50-shot and 100-shot scores of the RoBERTa model is very narrow when using MT+MKV. The sample size was doubled with little efficiency. This result also coincides with (Lester et al., 2021) that the larger the number of parameters in the model, the better the performance of prompt-tuning.

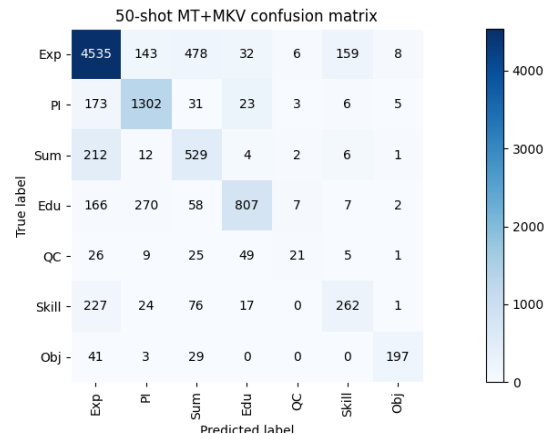
6.5 Analysis of the Confusion Matrix

It is well known that the percentage of each section in a resume is different. The total number of samples for each label is shown in Figure 4, the sample for the *experience* class is the largest, reaching 41114. Moreover, the corresponding smallest sample is *qualification* class, with only 974. This leads to a massive imbalance of samples for each category in the resume dataset. It also brings a significant challenge to the model of few-shot learning. So in order to analyze the effectiveness of our proposed MKV in this problem. As shown in Figure 5, we plot the confusion matrix for the two methods.

Firstly, we can see that the confusion matrix of *summary*, *qualification*, *education*, *skill*, and *object* using the original KV in Figure 5a(a) has a large amount of misclassification. These five labels are all classes with a smaller proportion of samples. Many of them were incorrectly classified into *experience* and *personal information*, which account for a more significant proportion of the sample. The confusion matrix of KV also conforms to the dis-



(a)



(b)

Figure 5: Confuse Matrix of MT+KV and MT+MKV in 50-shot on T5_{large} model.

tribution tendency in Figure 4 that the lower the number of class samples, the lower the number of correct classifications.

On the other hand, after using our proposed MKV method. We can see in Figure 5b(b). The situation of classification errors due to sample imbalance is dramatically improved. This further confirms that the MKV constructed according to our rule can still perform very well under the condition of highly unbalanced samples.

7 Conclusion

In this paper, we apply the prompt technique to the resume dataset for few-shot learning. We designed several templates based on the linguistic properties of resume sentences and evaluated their effectiveness. We also improved the construction method of a knowledgeable verbalizer based on KPT. The construction rules of MKV are proposed for the textual features of the resumes. Furthermore, the effectiveness and robustness of our proposed MKV

are demonstrated in a series of experiments. In future work, we will explore whether MKV can be applied to other text classification datasets and whether it has the same outstanding performance.

Ethical Consideration

The resume dataset used in this study was sourced from the open source dataset website *Kaggle*. In terms of privacy protection, it was only used for training the model. Additionally, no illegal dissemination was performed.

References

- Jacob Devlin, Ming-Wei Chang, Kenton Lee, and Kristina Toutanova. 2018. Bert: Pre-training of deep bidirectional transformers for language understanding. *arXiv preprint arXiv:1810.04805*.
- Ning Ding, Shengding Hu, Weilin Zhao, Yulin Chen, Zhiyuan Liu, Hai-Tao Zheng, and Maosong Sun. 2021. Openprompt: An open-source framework for prompt-learning. *arXiv preprint arXiv:2111.01998*.
- Chengguang Gan and Tatsunori Mori. 2022. [Construction of english resume corpus and test with pre-trained language models](#).
- Tianyu Gao, Adam Fisch, and Danqi Chen. 2020. Making pre-trained language models better few-shot learners. *arXiv preprint arXiv:2012.15723*.
- Karen Hambardzumyan, Hrant Khachatryan, and Jonathan May. 2021. Warp: Word-level adversarial reprogramming. *arXiv preprint arXiv:2101.00121*.
- Shengding Hu, Ning Ding, Huadong Wang, Zhiyuan Liu, Jingang Wang, Juanzi Li, Wei Wu, and Maosong Sun. 2022. [Knowledgeable prompt-tuning: Incorporating knowledge into prompt verbalizer for text classification](#). In *Proceedings of the 60th Annual Meeting of the Association for Computational Linguistics (Volume 1: Long Papers)*, pages 2225–2240, Dublin, Ireland. Association for Computational Linguistics.
- Brian Lester, Rami Al-Rfou, and Noah Constant. 2021. The power of scale for parameter-efficient prompt tuning. *arXiv preprint arXiv:2104.08691*.
- Xiang Lisa Li and Percy Liang. 2021. Prefix-tuning: Optimizing continuous prompts for generation. *arXiv preprint arXiv:2101.00190*.
- Pengfei Liu, Weizhe Yuan, Jinlan Fu, Zhengbao Jiang, Hiroaki Hayashi, and Graham Neubig. 2021a. Pre-train, prompt, and predict: A systematic survey of prompting methods in natural language processing. *arXiv preprint arXiv:2107.13586*.
- Xiao Liu, Kaixuan Ji, Yicheng Fu, Zhengxiao Du, Zhilin Yang, and Jie Tang. 2021b. P-tuning v2: Prompt tuning can be comparable to fine-tuning universally across scales and tasks. *arXiv preprint arXiv:2110.07602*.
- Yinhan Liu, Myle Ott, Naman Goyal, Jingfei Du, Mandar Joshi, Danqi Chen, Omer Levy, Mike Lewis, Luke Zettlemoyer, and Veselin Stoyanov. 2019. Roberta: A robustly optimized bert pretraining approach. *arXiv preprint arXiv:1907.11692*.
- Guanghui Qin and Jason Eisner. 2021. Learning how to ask: Querying lms with mixtures of soft prompts. *arXiv preprint arXiv:2104.06599*.
- Colin Raffel, Noam Shazeer, Adam Roberts, Katherine Lee, Sharan Narang, Michael Matena, Yanqi Zhou, Wei Li, Peter J Liu, et al. 2020. Exploring the limits of transfer learning with a unified text-to-text transformer. *J. Mach. Learn. Res.*, 21(140):1–67.
- Laria Reynolds and Kyle McDonell. 2021. Prompt programming for large language models: Beyond the few-shot paradigm. In *Extended Abstracts of the 2021 CHI Conference on Human Factors in Computing Systems*, pages 1–7.
- Timo Schick, Helmut Schmid, and Hinrich Schütze. 2020. Automatically identifying words that can serve as labels for few-shot text classification. *arXiv preprint arXiv:2010.13641*.
- Timo Schick and Hinrich Schütze. 2020a. Exploiting cloze questions for few shot text classification and natural language inference. *arXiv preprint arXiv:2001.07676*.
- Timo Schick and Hinrich Schütze. 2020b. It’s not just size that matters: Small language models are also few-shot learners. *arXiv preprint arXiv:2009.07118*.
- Derek Tam, Rakesh R Menon, Mohit Bansal, Shashank Srivastava, and Colin Raffel. 2021. [Improving and simplifying pattern exploiting training](#).
- Ashish Vaswani, Noam Shazeer, Niki Parmar, Jakob Uszkoreit, Llion Jones, Aidan N Gomez, Łukasz Kaiser, and Illia Polosukhin. 2017. Attention is all you need. *Advances in neural information processing systems*, 30.

A Results Z-test

As show in the Figure5. In most of the experiments, the MT+MKV combination we introduced was significantly different from the baseline results. z-test values for resume and curriculum vitae were between -1.95 and 1.95 in the template comparison test. We speculate that this is because these two words have very similar meanings, so that the difference is not obvious. Alternatively, in the comparison experiments for the combination of prompt

methods, the difference between the results of the 25-shot experiments is also very narrow. We speculate that this is because the training data is too small to bring out the performance of the manual knowledgeable verbalizer. This point remains to be clarified by further experiments.

MT+MKV	{text} ... {mask} ... curriculum vitae.
{text} ... the topic is {mask}.	40.54
{text} ... talking about {mask}.	9.08
{text} ... {mask} ... resume.	1.12

	25-shot	50-shot	100-shot
	MKV	MKV	MKV
KV	12.51	25.51	16.09
	MT+MKV	MT+MKV	MT+MKV
ST+MKV	-0.40	9.79	4.61
PT+MKV	1.22	13.19	7.12
PFT+MKV	4.04	14.54	5.11
	T5-Prompt	T5-Prompt	T5-Prompt
RoBERTa-Prompt	8.93	8.11	10.05
T5-Fine tune	23.22	26.56	12.21
RoBERTa-Fine tune	7.18	26.94	6.99

Table 5: z-test results of the comparison tests. z-test values >1.95 or <-1.95 are the results of significant differences.