

Data-Centric AI Paradigm Based on Application-Driven Fine-grained Dataset Design

Huan Hu

ChinaUnicom

huh30@chinaunicom.cn

Yajie Cui

ChinaUnicom

cuiyj62@chinaunicom.cn

Zhaoxiang Liu*

ChinaUnicom

liuwx178@chinaunicom.cn

Shiguo Lian*

ChinaUnicom

liansg@chinaunicom.cn

Abstract

Deep learning has a wide range of applications in industrial scenario, but reducing false alarm (FA) remains a major difficulty. Optimizing network architecture or network parameters is used to tackle this challenge in academic circles, while ignoring the essential characteristics of data in application scenarios, which often results in increased FA in new scenarios. In this paper, we propose a novel paradigm for fine-grained design of datasets, driven by industrial applications. We flexibly select positive and negative sample sets according to the essential features of the data and application requirements, and add the remaining samples to the training set as uncertainty classes. We collect more than 10,000 mask-wearing recognition samples covering various application scenarios as our experimental data. Compared with the traditional data design methods, our method achieves better results and effectively reduces FA. We make all contributions available to the research community for broader use. The contributions will be available at <https://github.com/huh30/OpenDatasets>.

1. Introduction

With the development of deep learning[1-2], computer vision algorithms have been widely used in industrial scenario. To achieve better results, it is necessary to provide large-scale relevant datasets. However, obtaining a significant amount of industrial scenario data is exceedingly challenging. In academic circles, pre-training on large-scale open-source datasets still reigns supreme. To accomplish associated tasks, better networks and

*corresponding author

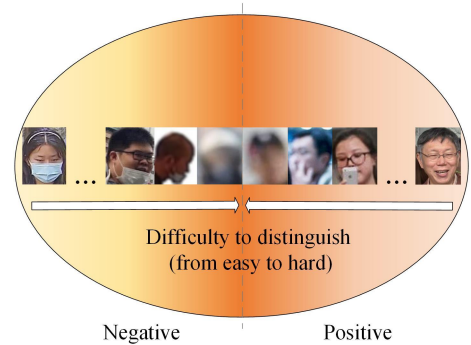


Figure 1: The feature paradigm of mask-wearing recognition dataset, with distinguishable samples at two ends and indistinguishable samples in the centre. Difficulty level of recognition gradually increases from the two ends to the center, and the samples closer to the center are more likely to be misidentified.

parameters are then fine-tuned on smaller real-world scenario datasets. But the approach may bring some problems, of which we take object detection task as example for explanation. VOC[3] and COCO[4] are the most commonly used open source datasets for model pre-training in the field of object detection. But for industrial application scenarios, the data division of VOC and COCO is too coarse. Taking person counting task as an example, COCO labels parts of human body (such as fingers, single leg) as person. In complex industrial scenarios, such kind of data division method can easily lead to objects similar to legs or fingers being falsely detected as human, resulting in incorrect counts.

Figure 1 shows the feature paradigm of mask-wearing recognition dataset, with distinguishable samples at two ends and indistinguishable samples in the centre. Difficulty level of recognition gradually increases from the two ends



Figure 2: Sample images from our collected datasets.

to the center, and the samples closer to the center are more likely to be misidentified. Many datasets for industrial applications fit this paradigm as well, such as helmet detection, work uniform recognition, glove wearing recognition, etc. In industrial application scenarios, we designate the categories that need extra attention as positive samples, such as not wearing mask in mask recognition, not wearing helmet in helmet detection, not wearing gloves in glove recognition, etc. Positive samples are closely related to management and security in practical applications, and precision rate is more important than recall rate, thus, we need to ensure the recognition precision of positive samples. When the model misidentifies negative samples as positive ones, false alarm occurs. Frequent false alarms will bring very terrible user experience. Therefore, reducing false alarms is a big challenge we need to address.

Currently mainstream approach of dataset design methods ignore the characteristics of the data itself and the actual scenarios. Take mask-wearing recognition as an example, according to the mainstream approach of dataset design, the data will be conservatively assigned to positive and negative sample sets. When the data scale is not large enough, the model trained in this way is disastrous. Because the actual application scenarios are very complex, i.e. irregularly wearing (e.g., a part of the mouth or nose is exposed), large angles and large poses, low quality, small

targets, etc. model trained on these samples may produce a large number of false alarm (FA). Here FA stands for misidentifying mask-wearing face or other non-face object as not wearing mask. Therefore, we need to finely design the dataset according to the actual application scenarios and the own characteristics of dataset itself.

In this paper, we finely design the dataset driven by application, based on the data-centric AI paradigm. By mining the own features of data and flexibly selecting the positive and negative sample sets according to the actual requirements, and adding the remaining samples to the training set as uncertainty classes, models trained on the dataset generated in proposed way can significantly reduce FA.

The contributions of this paper are the following two aspects.

(1) We provide an application-driven paradigm for fine-grained design of datasets.

(2) We open source our finely designed mask-wearing recognition dataset.

2. Related work

Large-scale datasets with high-quality annotations play a crucial role in driving better computer vision models. For image classification, the most commonly used datasets are ImageNet[5-6]. ImageNet is a large image dataset built to

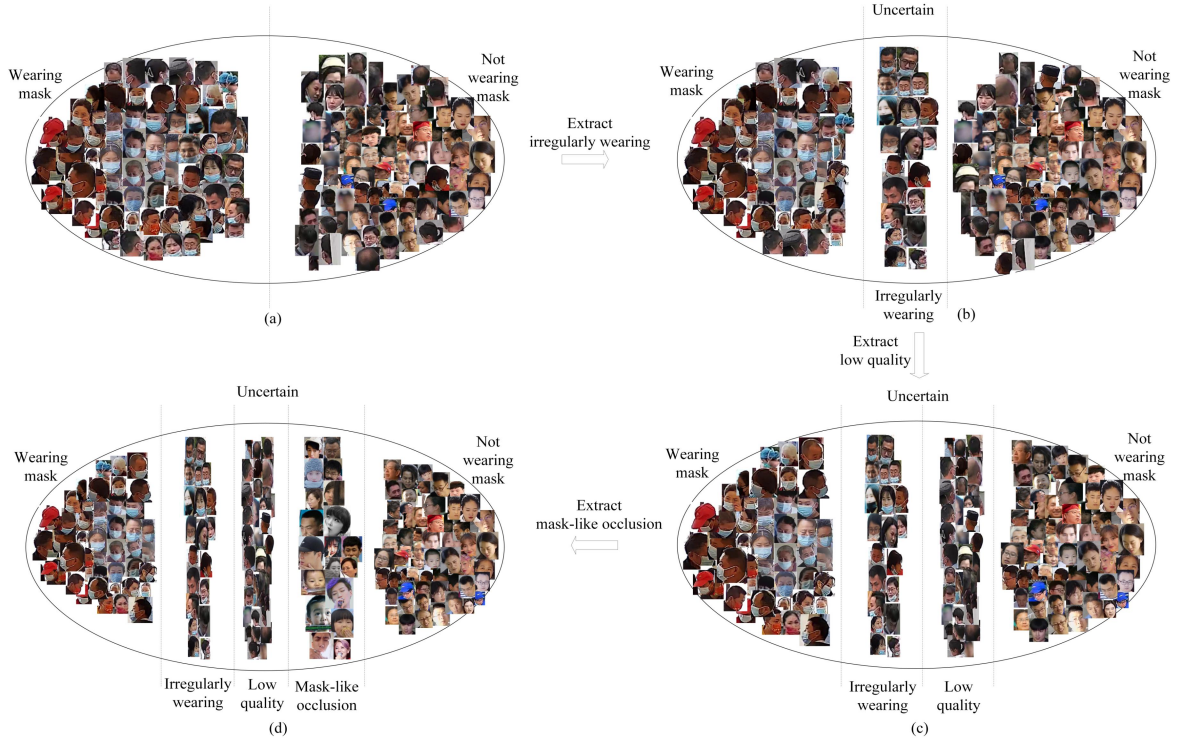


Figure 3: The architecture of our framework. Construct uncertain category datasets based on data attributes and application requirements. (a) Straightforward method of dataset design. In (b) we extract the samples with irregular wearing from (a), the low-quality samples are extracted in (c), and we extract the samples with mask-like occlusion in (d).

facilitate the development of image recognition technology, containing 14,197,122 images and 21,841 categories. For object detection, PASCAL VOC is an early benchmark that contains 17,000 images in 20 categories. Then there is COCO in 2014, which is currently the most widely adopted benchmark for object detection. It contains 118,000 images and 860,000 instance annotations in 80 categories.

ImageNet and COCO datasets with the characteristics of large-scale and high-quality together with deep learning have revolutionized the face of computer vision(CV). Most new algorithms assess their performance on these datasets and provide pre-trained models. We can reuse these pre-trained models in similar domains through transfer learning[7]. The advantage of transfer learning is that it can produce excellent results with little in the way of training time, training data, or computational resources. Therefore, transfer learning is often the first choice in research and industry when developing deep learning-based models for CV tasks. However, pre-trained models may carry inherent hazards for domains with unique business needs. Data division of open source datasets is coarse and inaccurate for actual application scenarios, which makes the transfer-learned model incapable of distinguishing difficult samples in real scenarios.

Andrew Ng proposes data-centric AI [8] to address the

above problems by designing targeted subsets of data. Data-centric AI is the discipline of systematically engineering the data needed to successfully build an AI system. For many practical applications, it is more efficient to improve the data than the network structure. Meanwhile, since many businesses simply lack enormous data volumes, the focus has to shift from big data to good data.

We illustrate our data design approach with mask-wearing recognition task. COVID-19 has made a huge impact on our lives. Wearing mask is the most effective way to protect against COVID-19. AIZOO [9] provides the face mask detection dataset which includes parts of WIDER Face [10] with Masked Faces (MAFA) datasets [11]. In AIZOO, training set contains 6,120 images and 13,593 faces, and the test set has 1830 images and 5082 faces. The Moxa 3K dataset created by Roy et al [12] is used for training and evaluating face mask detection models, which consists of 3,000 images with different scenarios from close-up faces to crowded scenes, using 2,800 images for training and 200 images for testing. However, the above mentioned datasets are only simply divided into two categories: masked and unmasked, without considering the characteristics of the data and the needs of the application scenarios, leading to a lot of FA. In our work, we adopt the data-centric AI and carefully




Figure 4: Example of all category images. (a) Typical samples of not wearing mask. (b) Representative samples of mask-wearing. (c) Irregularly wearing: people wear a mask but part of their nose or mouth is exposed. (d) Low Quality: occlusion, overexposure, blurring and so on make it impossible to confirm whether a person is wearing a mask or not. (e) Mask-like occlusion: mouth or nose is subtle occluded by non-mask objects.

design the mask-wearing dataset, which effectively reduces the FA of the model.

3. Dataset and Framework

In this section, we introduce the proposed approach with the example of mask wearing recognition, including two parts: data collection and design.

3.1. Image collection

We collect data from 75 real application scenarios including hospitals, health clinics, neighborhoods, schools, streets, offices, gas stations, factories, cold chains, warehouses, etc., and extract head parts in each scenario by existing head detectors, and finally build more than 10,000 images of mask-wearing recognition data. The dataset covers both masked and unmasked human head images with various angles, illumination, size, and quality. It is manually labeled by a number of people in numerous rounds, and it is divided into positive and negative subsets based on the mainstream dataset construction, as shown in Figure 2.

3.2. Data design

The overall architecture of our dataset design scheme is presented in Fig.3. The currently mainstream dataset division method is described in Fig.3(a), which conservatively divides the dataset into positive and

negative categories. Fig.3(b) extracts the samples with irregular wearing from Fig.3(a), Fig.3(c) extracts the low-quality samples, and Fig. 3(d) extracts the samples with mask-like occlusion. In the proposed dataset designing scheme, we select the unambiguously non-masked and masked samples as positive and negative sets as depicted in Fig.4(a) and Fig.4(b), which is based on the characteristics of the data and the requirements of the application scenario. The samples that are easy to cause FA, such as irregular wearing, low quality, mask-like occlusion, etc., are selected as the uncertain class to form the final training set.

3.2.1. Straightforward dataset design

Straightforward dataset design refers to directly dividing the dataset into positive and negative categories, as shown in Fig. 3(a), which is the current mainstream method. In mask-wearing recognition, due to the indistinguishable samples such as irregularly wearing, low quality, mask-like occlusion etc., model trained on the dataset designed in a straightforward manner are disastrous and will produce a large number of FA.

3.2.2. Dataset design considering of irregularly wearing (IW)

We define irregularly mask-wearing as shown in Fig.4(c), in which people wear a mask but part of their nose

or mouth is exposed. These samples are extremely similar to mask-wearing which should be categorized as not wearing mask. If we train model on the dataset taking irregularly mask-wearing as positive sample, some images of correctly mask-wearing will be mistakenly identified as not wearing mask, resulting in FA. Therefore, we extract this kind of data separately and classify it as uncertain category, as shown in Fig. 3(b).

3.2.3. Dataset design considering of low quality (LQ)

Low quality data means that it is hard to identify whether a person is wearing mask or not due to shooting angle, illumination, distance, occlusion, etc. As shown in Fig.4(d), factors like occlusion, overexposure, blurring, only the back of people's head or part of the side face can be seen and so on make it impossible to confirm whether a person is wearing a mask or not. Therefore, the above data needs to be dealt with separately and classified as the uncertainty category, as illustrated in Fig.3(c).

3.2.4. Dataset design considering of mask-like occlusion (MLO)

Mask-like occlusion data refers to the mouth or nose being subtle occlusion by non-mask objects as illustrated in Fig.4(e). Mask-like occlusion data is classified as negative samples according to the traditional data design method, which may leads to incorrect recognition of mask-wearing samples similar to MLO. However, extracting MLO data will decrease the recall of not wearing mask. There are some actual requirements that are less stringent for recall rate of not wearing mask yet have high expectations for precision rate, because frequent FA bring very bad user experience. Hence, we need to further separate MLO data out and then put them to the uncertainty category (Fig.3(d)).

4. Experiments

In this section, we conduct experiments on a collected mask-wearing recognition dataset containing more than 10,000 images for training and 1,000 images for testing which do not overlap the training set. We use resnet50[13] as backbone and softmax loss as loss function. We fine-tuned model on ImageNet's pre-trained model, with training learning rate being $1e-3$, cosine decay applied, optimizer Adam[14], and we train for totally 50 epochs.

According to our design, the training dataset is divided into five parts(as shown in Figure 5), of which 3384 are not-wearing-mask, 3465 are mask-wearing, 587 are irregularly wearing, 2319 are low-quality, and the remaining 375 are mask-like occlusion. We unify the irregularly wearing, low-quality, and mask-like occlusion into the uncertainty class for training.

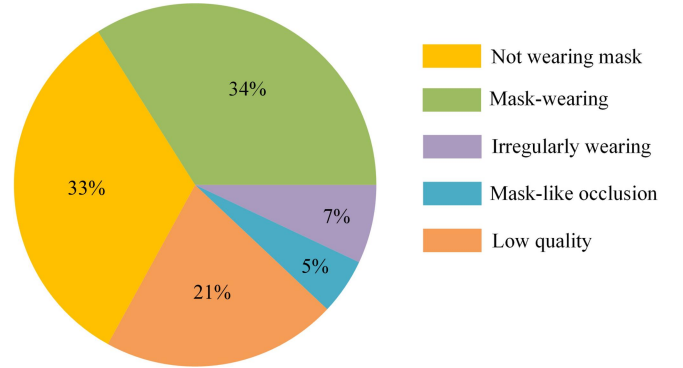


Figure 5: Distribution of training dataset.

We demonstrate the effectiveness of our dataset design method through ablation experiments. The results of our experiments are described in Table 1. Specifically, when the uncertainty class contains any one of IW, LQ and MLO, the FAR(false alarm rate) decreases. This indicates that IW, LQ and MLO all have an impact on FA, and it can be seen from the table that LQ has the greatest impact on FA. When the uncertainty class contains any two of IW, LQ and MLO, the FAR decreases more. When the uncertainty class contains IW, LQ and MLO all, the FAR reaches the minimum value of 0.8%, which indicates that our dataset design method can greatly reduce FA.

Dataset Design	FAR
original	8.9%
Extract IW only	4.1%
Extract LQ only	3.8%
Extract MLO only	5.8%
Extract IW+LQ	1.4%
Extract IW+MLO	3.6%
Extract LQ+MLO	3.3%
Extract IW+LQ+MLO	0.8%

Table 1: Results on our designed dataset.

5. Conclusion

In this paper, we design the dataset finely driven by application, based on the data-centric AI paradigm. We take the mask-wearing recognition as an example, and collect and open source mask-wearing recognition dataset with more than ten thousand images covering various application scenarios. Compared with the mainstream dataset design schemes, our method achieves better results and effectively reduces FA. Additionally this dataset design method can be extended to various scenarios of industrial applications.

References

- [1] Lecun Y, Bengio Y, Hinton G. Deep learning[J]. Nature, 2015, 521(7553):436.
- [2] Jü, Schmidhuber R A. Deep learning in neural networks[J]. Neural Networks, 2015.
- [3] Everingham M, Eslami S, Gool L V, et al. The pascal visual object classes challenge: A retrospective[J]. International journal of computer vision, 2015, 111(1):98–136.
- [4] Lin T Y, Maire M , Belongie S, et al. Microsoft COCO: Common Objects in Context[C]. Springer International Publishing, 2014.
- [5] Deng J, Dong W, Socher R, et al. ImageNet: a Large-Scale Hierarchical Image Database[C]. 2009 IEEE Computer Society Conference on Computer Vision and Pattern Recognition. IEEE, 2009.
- [6] Krizhevsky A, Sutskever I, Hinton G. ImageNet Classification with Deep Convolutional Neural Networks[C]. Advances in neural information processing systems, 2012, 25(2) .
- [7] Pan S J, Qiang Y. A Survey on Transfer Learning[J]. IEEE Transactions on Knowledge and Data Engineering, 2010, 22(10):1345-1359.
- [8] Andrew Ng: Unbiggen AI, <https://spectrum.ieee.org/andrew-ng-data-centric-ai>.
- [9] AIZOOTech, FaceMaskDetection: Detect faces and determine whether people are wearing mask. <https://github.com/AIZOOTech/FaceMaskDetection>, accessed: 2022-03-22.
- [10] Yang S, Luo P, Loy C C, et al. WIDER FACE: A Face Detection Benchmark[J]. IEEE Conference on Computer Vision & Pattern Recognition, 2016:5525-5533.
- [11] Ge S, Jia L, Ye Q, et al. Detecting Masked Faces in the Wild with LLE-CNNs[C]. 2017 IEEE Conference on Computer Vision and Pattern Recognition. IEEE, 2017.
- [12] Roy B, Nandy S, Ghosh D, et al. MOXA: A Deep Learning Based Unmanned Approach For Real-Time Monitoring of People Wearing Medical Masks[J]. Transactions of Indian National Academy of Engineering, 2020, 5(1).
- [13] He K, Zhang X, Ren S, Sun J. Deep residual learning for image recognition[C]. In: Proceedings of the IEEE conference on computer vision and pattern recognition. 2016. p. 770–8.
- [14] Kingma D, Ba J. Adam: A Method for Stochastic Optimization[J]. Computer Science, 2014.