

Polynomial-Time Reachability for LTI Systems with Two-Level Lattice Neural Network Controllers

James Ferlez* and Yasser Shoukry*

Abstract—In this paper, we consider the computational complexity of bounding the reachable set of a Linear Time-Invariant (LTI) system controlled by a Rectified Linear Unit (ReLU) Two-Level Lattice (TLL) Neural Network (NN) controller. In particular, we show that for such a system and controller, it is possible to compute the exact one-step reachable set in *polynomial* time in the size of the size of the TLL NN controller (number of neurons). Additionally, we show that it is possible to obtain a tight bounding box of the reachable set via two polynomial-time methods: one with polynomial complexity in the size of the TLL and the other with polynomial complexity in the Lipschitz constant of the controller and other problem parameters. Crucially, the smaller of the two can be decided in polynomial time for non-degenerate TLL NNs. Finally, we propose a pragmatic algorithm that adaptively combines the benefits of (semi)-exact reachability and approximate reachability, which we call L-TLLBox. We evaluate L-TLLBox with an empirical comparison to a state-of-the-art NN controller reachability tool. In these experiments, L-TLLBox was able to complete reachability analysis as much as 5000x faster than this tool on the same network/system, while producing reach boxes that were from 0.08 to 1.42 times the area.

I. INTRODUCTION

Neural Networks (NNs) are increasingly used to control dynamical systems in safety critical contexts, often as part of a larger cyber-physical system. As a result, commensurate research effort has been devoted to the problem of *formally* verifying the safety properties of NN controllers in closed loop; this often comes in the form of sound reachability tools. However, despite this, comparatively little attention has been paid to the *time-complexity* of such reachability analysis. Understanding – and improving – the time-complexity of NN verification algorithms is thus a crucial aspect of designing provably safe NN controllers: it bears directly on the size of NN controllers that can be formally verified in practice.

To date, most of the effort put into formally verifying NNs has been directed towards verifying their static input-output behavior, and there is a much smaller literature around analyzing the time complexity of such input-output verification [9], [6], [11]. To the best of our knowledge, there is no paper that directly analyzes the time-complexity of (one-step) reachability analysis of LTI systems with NN controllers, although the work that comes closest to this is [10]; note that this is a distinct but related problem to general set-based reachability methods [2]. Formally, [10] only provides a complexity result for verifying the input-output behavior of a NN; however, the underlying mechanism of NN verification, star sets, suggests a straightforward extension to a complexity result for exact reachability of LTI systems. Unfortunately, however, that algorithm produces exponentially many star sets just to verify the input-output behavior of a NN at one time step – that is, exponentially

many star sets in the number of neurons [10, Theorem 1]. Given the structure of the algorithm, that complexity multiplies with each subsequent time step of reachability analysis. No such analysis is provided for the accompanying approximate star-set reachability analysis.

In this paper, we show that for a certain class of ReLU NN controllers – viz. Two-Level Lattice (TLL) NNs [5] – meaningful reachability analysis for a controlled discrete-time LTI system is worst-case polynomial time complexity in the size (number of neurons) of the controller. In particular, we prove two main complexity results related to the *one-step reachable set* of a (controlled) discrete-time LTI system: i.e., the set $X_{t+1} = \{Ax + B\mathcal{N}(x) | x \in X_t\}$ for given a polytopic set of states X_t and a TLL controller \mathcal{N} . In all cases, the polynomial time complexities are with respect to a *fixed state-space dimension*, n ¹.

First, we show that computing the exact one-step reachable set, X_{t+1} , for an LTI system with TLL controller can be accomplished in polynomial time-complexity in the size of the TLL NN; see [Theorem 1](#). Second, we show that an ϵ -tight bounding box for the reachable set, X_{t+1} can likewise be computed in (smaller) polynomial time-complexity by two different methods: either polynomial time-complexity in size of the TLL NN ([Theorem 2](#)), or in the Lipschitz constant of the TLL controller, the approximation accuracy, ϵ , the norm of the B matrix and the volume of the set X_t ([Proposition 1](#)). We combine these two results to show that because Lipschitz constant estimation for TLL NNs is computationally efficient ([Lemma 1](#)), the complexity of computing such an ϵ -box is the lower of the two ([Theorem 3](#)). In particular, [Theorem 1](#) improves upon the exponential complexity suggested in [10] for *exact* LTI reachability analysis noted above.

In addition, we propose an algorithm that *adaptively* combines notions of exact and approximate reachability for TLL NNs in order to obtain an extremely effective approximate reachability algorithm, which we call L-TLLBox. In particular, L-TLLBox leverages recent fast algorithms for verifying TLL NNs with respect to box-like output constraints, viz. FastBATLLNN [4]. We validate this method by empirically comparing an implementation of L-TLLBox² with the state-of-art NN reachability tool, NNV [11]. On a test suite of TLL NNs derived from the TLL Verification Benchmark in the 2022 VNN Competition [1], L-TLLBox performed LTI reachability analysis as much as 5000x faster than NNV on the same reachability problem; L-TLLBox produced reach boxes that were from 0.08 to 1.42 times the area of those produced by NNV.

Related work: There is a large literature on the complexity

*Department of Electrical Engineering and Computer Science, University of California, Irvine {jferlez,yshoukry}@uci.edu
This work was sponsored by NSF grants CNS2002405 and CNS2013824.

¹This requirement is necessary, since the reachability (verification) problem for a NN alone is known to be able to encode satisfiability of any 3-SAT formula; in particular, this result matches 3-SAT variables to input dimensions to the network [9].

²<https://github.com/jferlez/FastBATLLNN>

of set-based reachability for LTI systems; [2] provides a good summary. For the complexity of LTI-NN reachability, [10] is the closest to providing an explicit, exact result. The complexity of approaches based NN over-approximation have been considered in [7], [8]. The literature on the complexity of input-output verification of NNs is larger but still small: [10] falls in this category as well; [9] is important for its NP-completeness result based on the 3-SAT encoding; and [6], [4] consider the complexity of verifying TLL NNs. Other NN-related complexity results include: computing the minimum adversarial disturbance is NP hard [13], and computing the Lipschitz constant is NP hard [12].

II. PRELIMINARIES

A. Notation

We will denote the real numbers by \mathbb{R} . For an $(n \times m)$ matrix (or vector), A , we will use the notation $\llbracket A \rrbracket_{[i,j]}$ to denote the element in the i^{th} row and j^{th} column of A . Analogously, the notation $\llbracket A \rrbracket_{[i,:]}$ will denote the i^{th} row of A , and $\llbracket A \rrbracket_{[:,j]}$ will denote the j^{th} column of A ; when A is a vector instead of a matrix, both notations will return a scalar corresponding to the corresponding element in the vector. We will use angle brackets $\langle \cdot \rangle$ to delineate the arguments to a function that *returns a function*. We use one special form of this notation: for a function $f : \mathbb{R}^n \rightarrow \mathbb{R}^m$ and $i \in \{1, \dots, m\}$ define $\pi_i(f) : x \mapsto \llbracket f(x) \rrbracket_{[i,:]}$. Finally, $\|\cdot\|$ will refer to the max-norm on \mathbb{R}^n , unless otherwise specified.

B. Neural Networks

We consider only Rectified Linear Unit Neural Networks (ReLU NNs). A K -layer ReLU NN is specified by K layer functions; a layer may be either linear or nonlinear. Both types of layer are specified by a parameter list $\theta \triangleq (W, b)$ where W is a $(\bar{d} \times \underline{d})$ matrix and b is a $(\bar{d} \times 1)$ vector. Specifically, the *linear* and *nonlinear* layers specified by θ are denoted by L_θ and L_θ^\sharp , respectively, and are defined as:

$$L_\theta : \mathbb{R}^{\underline{d}} \rightarrow \mathbb{R}^{\bar{d}}, \quad L_\theta : z \mapsto Wz + b \quad (1)$$

$$L_\theta^\sharp : \mathbb{R}^{\underline{d}} \rightarrow \mathbb{R}^{\bar{d}}, \quad L_\theta^\sharp : z \mapsto \max\{L_\theta(z), 0\}. \quad (2)$$

where the max function is taken element-wise. Thus, a K -layer ReLU NN function is specified by functionally composing K such layer functions whose parameters $\theta^i, i = 1, \dots, K$ have dimensions that satisfy $\underline{d}^i = \bar{d}^{i-1} : i = 2, \dots, K$; we will consistently use the superscript notation ${}^{[k]}$ to identify a parameter with layer k . Whether a layer function is linear or not will be further specified by a set of linear layers, $\text{lin} \subseteq \{1, \dots, K\}$. For example, a typical K -layer NN has $\text{lin} = \{K\}$, which together with a list of K layer parameters defines the NN: $\mathcal{N} = L_{\theta^K} \circ L_{\theta^{K-1}}^\sharp \circ \dots \circ L_{\theta^1}^\sharp$.

To indicate the dependence on parameters, we will index a ReLU \mathcal{N} by a list of NN parameters $\Theta \triangleq (\text{lin}, \theta^1, \dots, \theta^K)$; i.e., we will often write $\mathcal{N}(\Theta) : \mathbb{R}^{\underline{d}^1} \rightarrow \mathbb{R}^{\bar{d}^K}$.

C. Two-Level-Lattice (TLL) Neural Networks

In this paper, we consider only Two-Level Lattice (TLL) ReLU NNs. Thus, we formally define NNs with the TLL architecture using the succinct method exhibited in [6]; the material in this subsection is derived from [5], [6].

The easiest way to characterize a TLL NN is by way of three generic NN composition operators. Hence, we have the

following three definitions, which serve as auxiliary results in order to eventually define a TLL NN in Definition 4.

Definition 1 (Sequential (Functional) Composition). *Let $\mathcal{N}(\Theta_i) : \mathbb{R}^{\underline{d}_i^1} \rightarrow \mathbb{R}^{\bar{d}_i^{K_i}}$, $i = 1, 2$ be two NNs with parameter lists $\Theta_i \triangleq (\text{lin}_i, \theta_i^1, \dots, \theta_i^{K_i})$, $i = 1, 2$ such that $\bar{d}_1^{K_1} = \underline{d}_2^1$. Then the **sequential (or functional) composition** of $\mathcal{N}(\Theta_1)$ and $\mathcal{N}(\Theta_2)$, i.e. $\mathcal{N}(\Theta_1) \circ \mathcal{N}(\Theta_2)$, is a NN that is represented by the parameter list $\Theta_1 \circ \Theta_2 \triangleq (\text{lin}_1 \cup (\text{lin}_2 + K_1), \theta_1^1, \dots, \theta_1^{K_1}, \theta_2^1, \dots, \theta_2^{K_2})$, where $\text{lin}_2 + K_1$ is an element-wise sum.*

Definition 2. *Let $\mathcal{N}(\Theta_i) : \mathbb{R}^{\underline{d}_i^1} \rightarrow \mathbb{R}^{\bar{d}_i^K}$, $i = 1, 2$ be two K -layer NNs with parameter lists $\Theta_i = (\text{lin}, (W_i^1, b_i^1), \dots, (W_i^K, b_i^K))$, $i = 1, 2$ such that $\underline{d}_1^1 = \underline{d}_2^1$; also note the common set of linear layers, lin . Then the **parallel composition** of $\mathcal{N}(\Theta_1)$ and $\mathcal{N}(\Theta_2)$ is a NN given by the parameter list*

$$\Theta_1 \parallel \Theta_2 \triangleq (\text{lin}, \left(\begin{bmatrix} W_1^1 \\ W_2^1 \end{bmatrix}, \begin{bmatrix} b_1^1 \\ b_2^1 \end{bmatrix} \right), \left(\begin{bmatrix} W_1^2 & \mathbf{0} \\ \mathbf{0} & W_2^2 \end{bmatrix}, \begin{bmatrix} b_1^2 \\ b_2^2 \end{bmatrix} \right), \dots, \left(\begin{bmatrix} W_1^K & \mathbf{0} \\ \mathbf{0} & W_2^K \end{bmatrix}, \begin{bmatrix} b_1^K \\ b_2^K \end{bmatrix} \right)) \quad (3)$$

where $\mathbf{0}$ is a sub-matrix of zeros of the appropriate size. That is $\Theta_1 \parallel \Theta_2$ accepts an input of the same size as (both) Θ_1 and Θ_2 , but has as many outputs as Θ_1 and Θ_2 combined.

Definition 3 (n -element min/max NNs). *An n -element min network is denoted by the parameter list Θ_{\min_n} . $\mathcal{N}(\Theta_{\min_n}) : \mathbb{R}^n \rightarrow \mathbb{R}$ such that $\mathcal{N}(\Theta_{\min_n})(x)$ is the minimum from among the components of x (i.e. minimum according to the usual order relation $<$ on \mathbb{R}). An n -element max network is denoted by Θ_{\max_n} , and functions analogously. These networks are described in [5].*

The ReLU NNs defined in Definition 1-3 can be arranged to define a TLL NN as shown in Figure 1 [6]. We formalize this construction by first defining a *scalar* TLL NN, and then extend this notion to a *multi-output* TLL NN [6].

Definition 4 (Scalar TLL NN [6]). *A NN from $\mathbb{R}^n \rightarrow \mathbb{R}$ is a **TLL NN of size** (N, M) if its parameter list $\Xi_{N,M}$ can be characterized entirely by integers N and M as follows.*

$$\Xi_{N,M} \triangleq \Theta_{\max_M} \circ ((\Theta_{\min_N} \circ \Theta_{S_1}) \parallel \dots \parallel (\Theta_{\min_N} \circ \Theta_{S_M})) \circ \Theta_\ell \quad (4)$$

where

- $\Theta_\ell \triangleq (\{1\}, \theta_\ell)$ for $\theta_\ell \triangleq (W_\ell, b_\ell)$;
- each Θ_{S_j} has the form $\Theta_{S_j} = (\{1\}, (S_j, \mathbf{0}))$ where $\mathbf{0}$ is the column vector of N zeros, and where

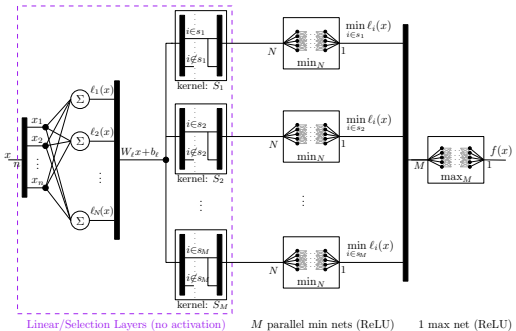


Fig. 1: A TLL NN from $\mathbb{R}^n \rightarrow \mathbb{R}$ [5]; see also Section II-C.

- $S_j = \begin{bmatrix} \llbracket I_N \rrbracket_{[1,1]}^T & \dots & \llbracket I_N \rrbracket_{[1,N]}^T \end{bmatrix}^T$ for a length- N sequence $\{\iota_k\}$ where $\iota_k \in \{1, \dots, N\}$ and I_N is the $(N \times N)$ identity matrix.

The affine functions implemented by the mapping $\ell_i \triangleq \pi_i(L_{\theta_i})$ for $i = 1, \dots, N$ will be referred to as the **local linear functions** of $\Xi_{N,M}$; we assume for simplicity that these affine functions are unique. The matrices $\{S_j | j = 1, \dots, M\}$ will be referred to as the **selector matrices** of $\Xi_{N,M}$. Each set $s_j \triangleq \{k \in \{1, \dots, N\} | \exists \iota \in \{1, \dots, N\}. \llbracket S_j \rrbracket_{[\iota,k]} = 1\}$ is said to be the **selector set** of S_j .

Definition 5 (Multi-output TLL NN [6]). A NN that maps $\mathbb{R}^n \rightarrow \mathbb{R}^m$ is said to be a **multi-output TLL NN of size** (N, M) if its parameter list $\Xi_{N,M}^{(m)}$ can be written as

$$\Xi_{N,M}^{(m)} = \Xi_{N,M}^1 \parallel \dots \parallel \Xi_{N,M}^m \quad (5)$$

for m equally-sized scalar TLL NNs, $\Xi_{N,M}^1, \dots, \Xi_{N,M}^m$, which will be referred to as the **(output) components** of $\Xi_{N,M}^{(m)}$.

III. PROBLEM FORMULATION

The main object of our attention is the reachable set of a discrete-time LTI system in closed-loop with a state-feedback TLL NN controller. To this end, we define the following.

Definition 6 (One-Step Closed-Loop Reachable Set). Let $x_{t+1} = Ax_t + Bu_t$ be a discrete-time LTI system with states $x_t \in \mathbb{R}^n$ and controls $u_t \in \mathbb{R}^m$. Furthermore, let $X \subset \mathbb{R}^n$ be a compact, convex polytope, and let $\mu : \mathbb{R}^n \rightarrow \mathbb{R}^m$ be a state-feedback controller. Then the **one-step reachable set from X_t under feedback control μ** is defined as:

$$X_{t+1} \triangleq \mathcal{R}(X_t, \mu) \triangleq \{Ax + B\mu(x) | x \in X_t\}. \quad (6)$$

For a compact, convex polytope, $X_0 \subset \mathbb{R}^n$, the **T -step reachable set from X_0 under control μ** is the set X_T that is defined according to the recursion:

$$X_t \triangleq \mathcal{R}(X_{t-1}, \mu), t = 1, \dots, T. \quad (7)$$

In one instance, we will be interested in computing X_t exactly from X_{t-1} (or by recursive application, X_0). However, we will also be interested in two different approximations for the reachable set X_t : a one-step bounding box for X_t from X_{t-1} , and a bounding box for X_t obtained by propagating bounding boxes from X_0 . Thus, we have the following.

Definition 7 (One-Step ϵ -Bounding Box). Let A, B, X_t and μ be as in Definition 6. Then a **one-step ϵ bounding box reachable from X_t** is a hyperrectangle $B_{t+1} = X_{i=1}^n [l_i, r_i] \subset \mathbb{R}^n$ such that:

- (i) $X_{t+1} = \mathcal{R}(X_t, \mu) \subseteq B_{t+1}$; and
- (ii) for each $i = 1, \dots, n$, there exist points $x_{l_i}, x_{r_i} \in \mathcal{R}(X_t, \mu)$ such that:

$$|\llbracket x_{l_i} \rrbracket_{[i,:]} - l_i| < \epsilon \text{ and } |\llbracket x_{r_i} \rrbracket_{[i,:]} - r_i| < \epsilon. \quad (8)$$

The idea of a one-step ϵ bounding box can be extended to approximate reachability af-er multiple time steps by propagating one-step bounding boxes recursively instead of the previous reachable set itself.

Definition 8 (ϵ -Bounding Box Propagation). Let A, B, X_0 and μ be as in Definition 6.

Let $B_0 \triangleq X_0$ by convention. Then an **ϵ -bounding box propagation of X_0** is a sequence of bounding boxes, $B_t^{X_0}$, $t = 0, \dots, T$ such that:

- for all $t = 1, \dots, T$, $B_t^{X_0}$ is an ϵ -bounding box for the system with initial set of states $B_{t-1}^{X_0}$.

Finally, as a matter of notation, our complexity results will conveniently be written in terms of the time-complexity of solving a linear program.

Definition 9 (LP Complexity). Let $LP(\eta, \nu)$ denote the time complexity of a linear program in dimension ν with η inequality constraints.

This complexity is polynomial in both parameters, subject to the usual caveats associated with digital arithmetic.

IV. EXACT REACHABILITY FOR TLL NN CONTROLLERS

Our first main complexity result shows that exact one-step reachability for an LTI system controlled by a TLL NN is computable in polynomial time in the size of the TLL controller.

Theorem 1. Let A, B , and X_t be as defined in Definition 6. Furthermore, suppose that this system is controlled by a state-feedback TLL NN controller $\mathcal{M}(\Xi_{N,M}^{(m)}) : \mathbb{R}^n \rightarrow \mathbb{R}^m$ as in Section II-C.

For a fixed state dimension, n , the reachable set X_{t+1} can be represented as the union of at most:

$$O(m^n \cdot N^{2n}/n!) \quad (9)$$

compact, convex polytopes, and these polytopes can be computed in time complexity at most (also for fixed n):

$$O((m \cdot N)^{2^{n+1}} \cdot m^{n+2} \cdot n \cdot M \cdot N^{2n+3} \cdot LP(mN^2 + N_{X_t}, n)/n!). \quad (10)$$

Proof. This follows almost directly from the result in [6], where it is shown that a multi-output TLL with parameters $\Xi_{N,M}^{(m)}$ has at most as many linear (affine) regions as there are regions in a hyperplane arrangement with $O(m \cdot N^2)$ hyperplanes. Clearly, each of these potential regions can contribute one polytope to the reachable set X_{t+1} . According to [6], these regions can be enumerated in time complexity:

$$O(m^{n+2} \cdot n \cdot M \cdot N^{2n+3} \cdot LP(mN^2 + N_{X_t}, n)/n!) \quad (11)$$

which includes the complexity of identifying the active linear function on each of those regions [6, Proposition 4].

Thus, it remains to determine the reachable set with respect to the TLL's realized affine function on each such region. The complexity of this operation is bounded by the complexity of transforming each such polytope through the A matrix and B times the affine function realized by the TLL on that region. This can be accomplished by Fourier-Motzkin elimination to determine the resulting polytopes that add together to form the associated constituent polytope of X_{t+1} . This operation has complexity $O((m \cdot N)^{2^{n+1}})$, which accounts for the remaining factor in the conclusion of the Theorem. \square

V. BOUNDING-BOX REACHABILITY FOR TLL NN CONTROLLERS

In this section and its sequel, the following definition will prove useful.

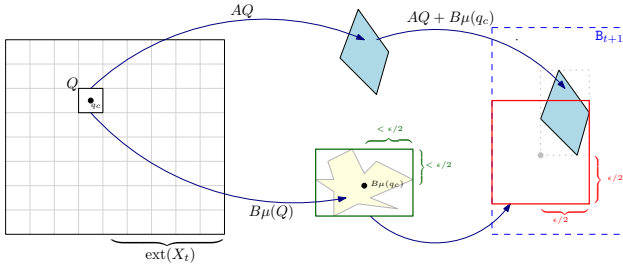


Fig. 2: Illustration of the proof of Proposition 1

Definition 10 (Center/Extent of $X \subset \mathbb{R}^n$). Let $X \subset \mathbb{R}^n$ be a compact set. Then the **center** of X is the point $x_c \in \mathbb{R}^n$ such that for each $i = 1, \dots, n$:

$$\llbracket x_c \rrbracket_{[i,:]} \triangleq \frac{1}{2} \cdot \left(\min_{x \in X} \llbracket x \rrbracket_{[i,:]} + \max_{x \in X} \llbracket x \rrbracket_{[i,:]} \right) \quad (12)$$

Also, define the **extent** of X along coordinate i as:

$$\text{ext}_i(X) \triangleq \max_{x \in X} \llbracket x - x_c \rrbracket_{[i,:]}, \quad (13)$$

and the **extent** of X as $\text{ext}(X) \triangleq \max_{i=1,\dots,n} \text{ext}_i(X)$.

A. One-Step ϵ Bounding Box Reachability

Now we can state our second main result: that a one-step bounding box can be computed in polynomial time in the size of a TLL NN controller. We provide two results of this kind, each of which is polynomial in different aspects of the problem.

Theorem 2. Let A , B , and $\mathcal{N}(\Xi_{N,M}^{(m)})$ be as in the statement of Theorem 1. Furthermore, let X_t be a compact, convex polytope specified as the intersection of N_{X_t} linear inequality constraints.

Then a one-step $\epsilon = 0$ bounding box from X_t is computable in time complexity (for a fixed state dimension, n):

$$O(m^{n+2} \cdot n^2 \cdot M \cdot N^{2n+3} \cdot LP(mN^2 + N_{X_t}, n)/n!). \quad (14)$$

Proof. This follows almost directly from the proof of Theorem 1. For each of the convex polytopes describing the reachable set, the Fourier-Motzkin elimination can be replaced by $2 \cdot n$ LPs to compute its bounding box; these can be combined to determine an $\epsilon = 0$ bounding box for X_{t+1} without increasing the complexity noted above. \square

The result in Theorem 2 certainly meets the criteria of a polynomial-time computation of a one-step bounding box. Unfortunately, the dependence on N and M in Theorem 2 is significant despite being polynomial. However, since we are considering only bounding box reachability, it makes sense to regard the TLL controller as a generic Lipschitz-continuous controller instead: this allows the dependence on its size to be replaced with a dependence on its Lipschitz constant, at the expense of additional (polynomial) dependence on the size of the set X_t and the norm of the matrix B . Consider the following generic result.

Proposition 1. Let A , B , X_t and μ be as in the statement of Definition 6. Furthermore, suppose that μ is Lipschitz continuous on X_t , with Lipschitz constant at most $\|\mu\|$.

Then an ϵ -bounding box from X_t can be computed in time complexity:

$$O((2 \cdot \text{ext}(X_t) \cdot \frac{2\|B\| \cdot \|\mu\|}{\epsilon})^n \cdot LP(2 \cdot n, n)). \quad (15)$$

Proof. X_t can be covered by a grid of $(2 \cdot \text{ext}(X_t) \cdot 2\|B\| \cdot \|\mu\|/\epsilon)^n$ hypercubes whose edges are of width $\epsilon/(2\|B\| \cdot \|\mu\|)$. Denote by Q an arbitrary such hypercube, and let q_c denote its center. Now observe that for all $q \in Q$:

$$\|B\mu(q) - B\mu(q_c)\| \leq \|B\| \cdot \|\mu\| \cdot \|q - q_c\| \leq \frac{\epsilon}{2} < \epsilon. \quad (16)$$

Consequently, the set $Q' \triangleq \{x : \|AQ + B\mu(q_c) - x\| < \epsilon\}$ is guaranteed to be in any ϵ -bounding box of X_{t+1} , as is the exact bounding thereof, which we denote by $\text{box}(Q')$; see Fig. 2. Clearly $\cup_Q \text{box}(Q')$ is likewise so contained.

Thus, an ϵ -bounding box from X_t can be obtained by examining each Q and computing $\text{box}(Q')$. The latter operation entails computing a bounding box for AQ , which has the complexity of $LP(2 \cdot n, n)$; see Fig. 2. \square

In particular, for some problems, the quantities in (15) may be much smaller than terms like N^{2n} in (14). In fact, this explains why this type of result is typically not used for NN reachability: it is computationally expensive to compute the exact Lipschitz constant of a generic NN – indeed, it is of exponential complexity in the number of neurons for a deep NN. For a non-degenerate TLL NN, however, it is trivial to compute its exact Lipschitz constant (over all of \mathbb{R}^n)³.

Lemma 1. A bound on the Lipschitz constant of a TLL network $\mathcal{N}(\Xi_{N,M}^{(m)})$ over \mathbb{R}^n is computable in time complexity $O(m \cdot N \cdot n)$. If the TLL is not degenerate, then this bound is tight.

Proof. This is a straightforward application of [6, Proposition 3] or the related result [3, Proposition 4]. The only affine functions realizable by a TLL are those described by its linear layer (see Definition 4). If the TLL is not degenerate, then each of those is realized in its output, hence also lower bounding its Lipschitz constant. The claim follows, since there are N such local linear functions per output, each of whose Lipschitz constants can be computed in $O(n)$. \square

Theorem 3. Let A , B , and $\mathcal{N}(\Xi_{N,M}^{(m)})$ be as in the statement of Theorem 1. Furthermore, let X_t be a compact, convex polytope specified as the intersection of N_{X_t} linear inequality constraints.

Then for any $\epsilon > 0$, it is possible to compute an ϵ -bounding box from X_t in complexity no more than the maximum of (14) and (15) for $\|\mathcal{N}(\Xi_{N,M}^{(m)})\|$ bounded according to Lemma 1.

VI. THE L-TLLBOX ALGORITHM

Theorem 3 establishes a trade-off in computational complexity between two methods for computing an ϵ -bounding box from states X_t . However, it requires a commitment to the full computational complexity of one method or the other. The exact method in Theorem 1 is most effective when the TLL controller has there are relatively few linear regions relative to the Lipschitz constant of the controller on those regions. The same method is considerably less efficient when there are a large number of regions on which the TLL has a relatively small Lipschitz constant; in such a case, the Lipschitz constant approach is likely to amalgamate such regions, especially when B is relatively small.

³Even when this bound is approximate, it depends only on the parameters of one layer, unlike case of general deep ReLU NNs, where a bound of similar computational complexity involves multiplying weight matrices of successive layers.

Thus, we introduce L-TLLBox as a practical, “adaptive” algorithm that computes an ϵ -reachable bounding box by combining the advantages of (somewhat) exact reachability and Lipschitz-constant reachability. In particular, L-TLLBox is motivated by the following two observations:

- (i) In [Proposition 1](#), it is only necessary to have a bounding box on the output of the TLL NN on any given grid hypercube, Q , for that algorithm to remain correct.
- (ii) The recent tool FastBATLLNN [4] provides a fast algorithm to verify that the output of a TLL lies within a specified hypercube whenever its input is confined to a proscribed polytope. Moreover, the runtime of FastBATLLNN has *half* the crucial exponent of the algorithms that form the basis of [Theorem 1](#) and [Theorem 2](#) [6]; and this worst case complexity is frequently not required for FastBATLLNN to finish.

Taken together, these observations suggest the following strategy. Don’t start with a grid of hypercubes of size $\epsilon/(2\|B\|\|\mathcal{N}(\Xi_{N,M}^{(m)})\|)$ as required for [Proposition 1](#). Instead, start with a hypercube Q_1^0 of edge length $2 \cdot \text{ext}(X_t)$, i.e., so that Q_1^0 is large enough to capture the whole set X_t , and use FastBATLLNN to check whether the output of the TLL is contained in an adequately small box; see [Fig. 2](#). This can be done by making multiple calls to FastBATLLNN in a binary search to capture as tight a bounding box around the output of the TLL as necessary – at the expense of roughly a log-number of calls of FastBATLLNN. If the output of the TLL is small enough, then an appropriate ϵ -bounding box B_{t+1} can be computed directly using [Proposition 1](#). If it is not, then subdivide Q_1^0 into 2^n equally-sized hypercubes $Q_1^1, \dots, Q_{2^n}^1$ and recursively consider each one just as Q_1^0 .

The result is that the semi-exact reachability of FastBATLLNN is essentially used to *adaptively* amalgamate some number of the minimum-size hypercubes specified in [Proposition 1](#) – that is, when the TLL doesn’t vary very much between them. The minimum-size hypercubes of [Proposition 1](#) are only visited when absolutely necessary: i.e. because the Lipschitz constant of the TLL is large enough relative to ϵ and $\|B\|$ that such refinement is necessary. Thus, we have the core of L-TLLBox, which is a recursive function that progressively refines a grid of hypercubes based on bound for the TLL determined by calling FastBATLLNN on each. This basic recursion is described in [Algorithm 1](#). There is one further heuristic enhancement incorporated into L-TLLBox. In particular, we are only interested in an ϵ -bounding box, which by definition can only grow with each hypercube, Q_p^d , considered; thus, there is a natural order in which to consider the recursive refinement process described above. That is, we suppose that by recursing on each *corner* first, and updating a global variable containing the tightest bounding box obtained so far, it is possible to avoid recursing on a significant number of hypercubes – those contained in the “middle” of Q_1^0 – since the effect of the TLL controller so near the center of this region is likely (although not guaranteed) to be insufficient to enlarge the ultimate bounding box computed based on the corners.

Formally, we have the following Theorem, which describes the *worst-case* runtime of L-TLLBox. As noted above, the structure of L-TLLBox is designed to avoid this worst case runtime in cases of practical interest; this is supported by our numerical experiments; see [Section VII](#).

```

input :  $\epsilon > 0$ 
          $A$  an  $(n \times n)$  matrix
          $B$  an  $(n \times m)$  matrix
          $X_t$  a compact, convex polytope of states
          $\Xi_{N,M}^{(m)}$ , parameters of a TLL NN to verify
output:  $B_{t+1} = X_{i=1}^n [l_i, r_i]$ , an  $\epsilon$ -bounding box from  $X_t$ 
         (global variable)

1 global  $d \leftarrow 0$ 
2 global  $B_{t+1} \triangleq X_{i=1}^n [l_i, r_i] \leftarrow X_{i=1}^n [\infty, -\infty]$ 
3 function LTLLBox( $\epsilon, A, B, X_t, \Xi_{N,M}^{(m)}$ )
4    $d \leftarrow d + 1$ 
5    $Q_{\text{local}}^d \leftarrow \text{BBox}(X_t)$ 
6   for  $p$  in  $1, \dots, 2^n$  do
7      $Q_p^{d+1} \leftarrow \text{Subdivide}(Q_{\text{local}}^d, p)$ 
8     /* Get a bounding box on TLL output to
        $\epsilon/2$  error for inputs in  $Q_p^{d+1}$  */
9      $\text{TLLBx} \leftarrow \text{FastBATLLNNSearch}(\Xi_{N,M}^{(m)}, Q_p^{d+1}, \epsilon/2)$ 
10    if  $\text{Width}(\text{TLLBx}) < \epsilon/(2 \cdot \|B\|)$  then
11      /* Output of TLL is small enough on
         $Q_p^{d+1}$  that we can update  $B_{t+1}$  */
12      for  $i$  in  $1, \dots, n$  do
13        if  $\text{Min}(\| \text{BBox}(A Q_p^{d+1}) \|_{[i,:]} -$ 
14           $\text{Min}(\| \text{TLLBx} \|_{[i,:]} < l_i$  then
15          |  $l_i \leftarrow \text{Min}(\| \text{TLLBx} \|_{[i,:]})$ 
16        end
17        if  $\text{Max}(\| \text{BBox}(A Q_p^{d+1}) \|_{[i,:]} +$ 
18           $\text{Max}(\| \text{TLLBx} \|_{[i,:]} > r_i$  then
19          |  $r_i \leftarrow \text{Max}(\| \text{TLLBx} \|_{[i,:]})$ 
20        end
21      end
22      return
23    else // Need to refine on  $Q_p^{d+1}$ 
24      LTLLBox( $\epsilon, A, B, Q_p^{d+1}, \Xi_{N,M}^{(m)}$ )
25    end
26  end

```

Algorithm 1: L-TLL Box core recursion

Theorem 4. Let A, B, X_t and $\mathcal{N}(\Xi_{N,M}^{(m)})$ be as in the statement of [Theorem 3](#).

Then for any $\epsilon > 0$, L-TLLBox can compute an ϵ bounding box from X_t with a worst-case time complexity of

$$O(\log_2 \left[\epsilon \cdot \|\mathcal{N}(\Xi_{N,M}^{(m)})\| \cdot \text{ext}(X_t) \cdot \log_2 \left[\frac{\text{ext}(X_t) \cdot \|B\| \cdot \|\mu\|}{\epsilon} \right] \right])$$

$$m \cdot K \cdot 2^{K \cdot n} \cdot n \cdot M \cdot \frac{N^{n+3}}{n!} \cdot LP(N + N_{X_t}, n) \quad (17)$$

where

$$K = \left\lceil \log_2 \left(2 \cdot \text{ext}(X_t) \cdot \frac{2\|B\| \cdot \|\mu\|}{\epsilon} \right) \right\rceil. \quad (18)$$

Proof. L-TLLBox recursively subdivides a hypercube of edge length at most $2 \cdot \text{ext}(X_t)$ into 2^n hypercubes with each recursion. Let d denote the number of recursions, so that at depth d , L-TLLBox has created at most $2^{d \cdot n}$ hypercubes. Let $Q_p^d, p = 1, \dots, 2^{d \cdot n}$ denote the hypercubes at depth d .

In the worst case, L-TLLBox must recurse on every single hypercube at each depth until *all* of the resultant subdivided hypercubes have edge length at most $2 \cdot \text{ext}(X_t) \cdot \frac{2\|B\| \cdot \|\mu\|}{\epsilon}$. This explains the factor $K \cdot 2^{K \cdot n}$: the complexity at each depth is *added* to the runtime, so the cumulative runtime is dominated by the runtime for the largest recursion depth.

On any given subdivided hypercube, Q_p^d , the complexity of L-TLLBox is dominated by using FastBATLLNN in a binary search on each of the m real-valued TLLs comprising $\mathcal{N}(\Xi_{N,M}^{(m)})$. This is necessary to determine an $\epsilon/2$ bounding box on the output of $\mathcal{N}(\Xi_{N,M}^{(m)})$ when its input is constrained

to the set Q_p^d . Since the Lipschitz constant of $\mathcal{M}(\Xi_{N,M}^{(m)})$ is known, the invocations of FastBATLLNN on each output is associated with a binary search over an interval of width

$$2 \cdot \|\mathcal{M}(\Xi_{N,M}^{(m)})\| \cdot 2 \cdot \text{ext}(X_t)/2^d \quad (19)$$

until successive iterations of the search are contained in an interval of width $\epsilon/2$. Thus, each output requires at most

$$\left\lceil \log_2 \left(\epsilon \cdot \|\mathcal{M}(\Xi_{N,M}^{(m)})\| \cdot \text{ext}(X_t)/2^{3-d} \right) \right\rceil \quad (20)$$

invocations of FastBATLLNN per TLL output (of which there are m). Thus the number of invocations of FastBATLLNN is dominated bounded by:

$$O \left(\log_2 \left[\epsilon \cdot \|\mathcal{M}(\Xi_{N,M}^{(m)})\| \cdot \text{ext}(X_t) \cdot \log_2 \left[\frac{\text{ext}(X_t) \cdot \|B\| \cdot \|\mu\|}{\epsilon} \right] \right] \right)$$

From [4], each invocation of FastBATLLNN has complexity:

$$n \cdot M \cdot N^{n+3} \cdot \text{LP}(N + N_{X_t}, n)/n!. \quad (21)$$

This explains the formula (17). \square

VII. EXPERIMENTS

To evaluate L-TLLBox as an LTI reachability tool, we used it to perform multi-step bounding box propagation on a number of TLL NN controllers; see Definition 8. We compared the results to NNV's [11] approximate reachability analysis setting. For this evaluation we selected 40 networks from the TLL Verification Benchmark in the 2022 VNN competition [1]: the first 10 examples from each of the sizes $N = M = 8, 16, 24$ and 32 were used, and these TLLs were converted to a fully-connected Tensorflow format that NNV could import. Each TLL had $n = 2$ inputs and $m = 1$ output, so we took these as our state and control dimensions, respectively and generated one random A and B matrix for each TLL NN. We likewise generated one polytopic set of states to serve as X_0 for each TLL/system combination. Reachability analysis was performed on both tools for $T = 3$ discrete time steps. Both tools were given at most 4 days of compute time per TLL/system combination on a standard Microsoft Azure E2ds v5 instance; this instance has one CPU core running at 2.8GHz and 16Gb of RAM and 32Gb swap.

The execution time results of this experiment are summarized by the box-and-whisker plot in Fig. 3. L-TLLBox was able to complete all reachability problems well within the timeout. However, NNV only completed the 10 reachability problems for size $N = 8$ and one reachability problem for size $N = 16$; it timed out at 4 days for all other problems. On problems where both tools completed the entire reachability analysis, L-TLLBox ranged from 32x faster (the first instance of size $N = 8$) to 5,392x faster (the commonly completed instance of $N = 16$). For problems that both algorithms finished, the final reachability boxes produced by L-TLLBox were anywhere from 0.08 to 1.42 times the area of those produced by NNV. Fig. 4 shows one sequence of reach boxes output by L-TLLBox and NNV.

REFERENCES

- [1] VNN competition 2022. <https://sites.google.com/view/vnn2022>.
- [2] Matthias Althoff, Goran Frehse, and Antoine Girard. Set Propagation Techniques for Reachability Analysis. *Annual Review of Control, Robotics, and Autonomous Systems*, 4(1), 2021.
- [3] Ulises Santa Cruz, James Ferlez, and Yasser Shoukry. Safe-by-Repair: A Convex Optimization Approach for Repairing Unsafe Two-Level Lattice Neural Network Controllers, 2021.

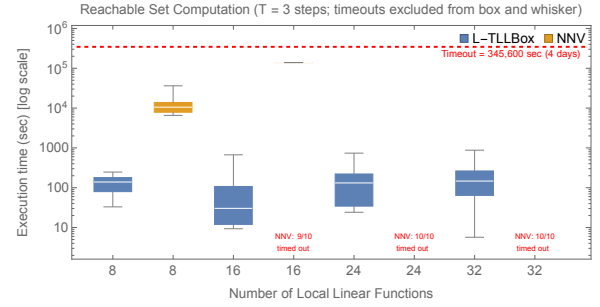


Fig. 3: Execution time of L-TLLBox compared to NNV

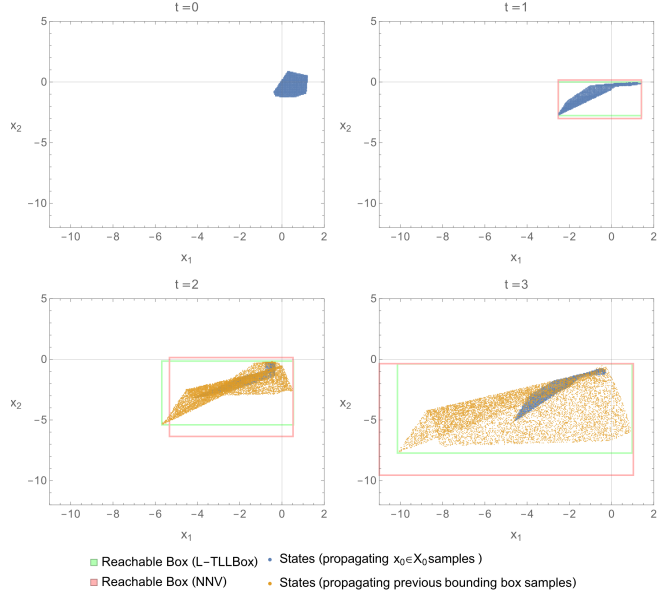


Fig. 4: Example reachability box progressions computed by L-TLLBox (25 sec.) and NNV (139,000 sec.); this was the sole $N = 16$ reachability sequence completed by NNV.

- [4] James Ferlez, Haitham Khedr, and Yasser Shoukry. Fast BATLLNN: Fast Box Analysis of Two-Level Lattice Neural Networks. In *Hybrid Systems: Computation and Control 2022 (HSCC'22)*. ACM, 2022.
- [5] James Ferlez and Yasser Shoukry. ARen: Assured ReLU NN Architecture for Model Predictive Control of LTI Systems. In *Hybrid Systems: Computation and Control 2020 (HSCC'20)*. ACM, 2020.
- [6] James Ferlez and Yasser Shoukry. Bounding the Complexity of Formally Verifying Neural Networks: A Geometric Approach. In *2021 60th IEEE Conference on Decision and Control (CDC)*, 2021.
- [7] Chao Huang, Jiameng Fan, Xin Chen, Wenchao Li, and Qi Zhu. POLAR: A Polynomial Arithmetic Framework for Verifying Neural-Network Controlled Systems, 2022.
- [8] Radoslav Ivanov, Taylor J. Carpenter, James Weimer, Rajeev Alur, George J. Pappas, and Insup Lee. Verifying the Safety of Autonomous Systems with Neural Network Controllers. *ACM Transactions on Embedded Computing Systems*, 20(1):7:1–7:26, 2020.
- [9] Guy Katz, Clark Barrett, David L. Dill, Kyle Julian, and Mykel J. Kochenderfer. Reluplex: An Efficient SMT Solver for Verifying Deep Neural Networks. In *Computer Aided Verification, Lecture Notes in Computer Science*, pages 97–117. Springer International, 2017.
- [10] H.-D. Tran, D. Manzananas Lopez, P. Musau, X. Yang, L.-V. Nguyen, W. Xiang, and T. Johnson. Star-Based Reachability Analysis of Deep Neural Networks. In *Formal Methods – The Next 30 Years*, Lecture Notes in Computer Science. Springer International, 2019.
- [11] Hoang-Dung Tran, Xiaodong Yang, Diego Manzananas Lopez, Patrick Musau, Luan Viet Nguyen, Weiming Xiang, Stanley Bak, and Taylor T. Johnson. NNV: The Neural Network Verification Tool for Deep Neural Networks and Learning-Enabled Cyber-Physical Systems. In *Computer Aided Verification, Lecture Notes in Computer Science*, pages 3–17. Springer International Publishing, 2020.
- [12] Aladin Virmaux and Kevin Scaman. Lipschitz regularity of deep neural networks: Analysis and efficient estimation. In *Advances in Neural Information Processing Systems 31*. Curran Associates, 2018.
- [13] Tsui-Wei Weng, Huan Zhang, Hongge Chen, Zhao Song, Cho-Jui Hsieh, Duane Boning, Inderjit S. Dhillon, and Luca Daniel. Towards Fast Computation of Certified Robustness for ReLU Networks, 2018.