

Cache-Oblivious Representation of B-Tree Structures

Lukáš Ondráček

Charles University, Faculty of Mathematics and Physics
ondracek@ktiml.mff.cuni.cz

Ondřej Mička

Charles University, Faculty of Mathematics and Physics
micka@ktiml.mff.cuni.cz

We present a data structure CORoBTS for storing a search tree with all leaves at the same depth and vertices of arity between chosen constants a and b in a cache-oblivious way. It provides operations for inserting an a -ary subtree and removing a subtree; both have an amortized I/O complexity $\mathcal{O}(S \cdot (\log^2 N)/B + \log_B N \cdot \log \log S + 1)$ and amortized time complexity $\mathcal{O}(S \cdot \log^2 N)$, where S is the size of the subtree and N size of the whole stored tree. The tree allows searching with an optimal I/O complexity $\mathcal{O}(\log_B N)$ and is stored in a linear space.

We use the data structure as a top space-time tree in the cache-oblivious partially persistent array proposed by Davoodi et al. [DFIÖ14]. The space complexity of the persistent array is then improved from $\mathcal{O}(U^{\log_2 3} + V \log U)$ to $\mathcal{O}(U + V \log U)$, where U is the maximal size of the array and V is the number of versions. The data locality and I/O complexity of both present and persistent reads are kept unchanged; I/O complexity of writes is worsened by a polylogarithmic factor.

The research was supported by the Charles University, projects GA UK No. 458119 and No. 1311620 and by SVV project number 260 575.

Introduction

A *cache-oblivious memory model* designed by Frigo et al. [FLPR99] is widely used for developing and analyzing algorithms and data structures with respect to a multilevel memory hierarchy [MS18]. In the model we have small *cache* of size M and possibly unlimited *main memory* both divided into *blocks* of size B . Each time, we want to access the main memory, we have to load the whole block with needed data into cache unless it is already there. We are interested in the number of those block transfers expressed asymptotically in terms of M , B and input size, an *I/O complexity*; accessing blocks in cache is for free. The transfers are transparent to the algorithm – it just uses data in the main memory. As the cache has limited size, newly loaded blocks evict blocks loaded earlier, which are chosen according to the ideal strategy minimizing the number of transfers. The ideal strategy is asymptotically as good as a *Least Recently Used* strategy of real computers with M doubled by [ST85, FLPR99]. A *cache-oblivious* algorithm does not know the parameters M and B and so works on all levels of memory hierarchy simultaneously. It is in contrast to *cache-aware* algorithms, which are optimized for specific cache parameters.

Different cache-oblivious alternatives were proposed to tree-based data structures. For static search trees the well-known technique is to store the tree in the *van Emde Boas memory layout* proposed by Prokop [Pro99], where searching costs $\mathcal{O}(\log_B N)$ memory transfers. To obtain dynamic search trees, vEB layout may be combined with *packed memory array* described by Bender et al. [BDFC05]. It stores ordered elements in a consecutive memory interleaved with spaces of total linear size so that the data locality is not worsened asymptotically and insertions and removals of elements require only $\mathcal{O}(1 + (\log^2 N)/B)$ memory transfers per operation.

In cache-oblivious B-tree data structure [BDFC05] all vertices of the search tree are stored in PMA ordered by vEB layout. In other dynamic dictionary [BDIW04], only the data are stored in PMA and static index tree in vEB layout is built over the PMA. Similar techniques are used in trees based on exponential structures [BCR02]. Brodal et al. embedded the dynamic search tree into a static tree in vEB layout [BFJ02]. Umar et al. [UAH13] proposed a more complex search tree data structure utilizing vEB layout, which adds support for concurrency. All of these data structures come up with their own balancing strategies, which cannot be easily replaced to utilize the tree structure for other purposes. In some cases, indirection is used eliminating the tree structure completely. Saikkonen and Soisalon-Soininen created a dynamic memory layout for any binary search tree using rotations [SSS16], which is however only cache-aware.

We propose a data structure for Cache-Oblivious Representation of B-Tree Structures, abbreviated as CORoBTS. It provides direct access to the tree and allows managing its shape by inserting and removing subtrees. These operations should keep arity of internal vertices between a and b , so a subtree can be removed or inserted only if its parent has at least $a + 1$ children or at most $b - 1$ children, respectively. All leaves should be also at the same depth, so the height of a newly inserted subtree is forced by the depth of its parent. We always insert an a -ary subtree without any data, which is fully determined by its parent and index between its siblings; it should be filled with the data (keys, values, etc.) afterwards.

The idea behind the data structure is similar to that of cache-oblivious B-trees of Bender et al. [BDFC05]: we store vertices ordered by van Emde Boas memory layout interleaved with spaces in packed-memory array. As modifications involve movements of existing vertices in memory we need to recalculate pointers between them; performing this efficiently in terms of I/O com-

plexity is the main part of our work. In contrast to Bender's B-trees, we do not store pointers to parents in the tree, which makes pointer updates more complicated, but also more efficient as the accessed vertices are not so scattered over memory. On the other hand, we cannot easily avoid the $\mathcal{O}(\log^2 N)$ factor arising from PMA updates by indirection as in Bender's B-trees since we have to preserve the tree structure.

Searching in the tree costs $\mathcal{O}(\log_B N)$ memory transfers. Inserting or removing a subtree of size S has amortized I/O complexity $\mathcal{O}(S \cdot (\log^2 N)/B + \log_B N \cdot \log \log S + 1)$. The space usage is linear in the number of vertices.

The main motivation for CORoBTS data structure is its use in cache-oblivious partially persistent array proposed by Davoodi et al. [DFIÖ14]. The persistent array can be used like an ordinary array, which in addition stores all its previous versions and allows their reading. We can write only to the last (*present*) version, which causes creation of a new version. By storing another, *ephemeral*, data structure inside the persistent array, it becomes persistent too and it can still benefit from its cache-oblivious design as the persistent array tries to preserve data locality.

Internally, the persistent array uses (2,3)-ary search trees, where each internal vertex represents a subarray, its two original children further partition the subarray and its optional third child stores newer version of one of its siblings. Each such tree contains at most $\mathcal{O}(U \log U)$ vertices, where U is the size of the present array. In spite of it, the newest such tree always occupies much larger space of $\Theta(U^{\log_2 3})$. If we store the trees in CORoBTS, they will occupy just the linear space in number of their vertices and the total space usage of persistent array decreases from $\mathcal{O}(U^{\log_2 3} + V \log U)$ to $\mathcal{O}(U + V \log U)$, where V is the number of versions.

The I/O complexities of the persistent array are analyzed w.r.t. a given *ephemeral* algorithm running in the persistent memory. It executes a sequence of reads or writes that would require $T(M', B')$ block transfers when executed ephemerally on an initially empty cache with smaller size M' and smaller block size B' .

The original I/O complexities of present read, persistent read and write are $\mathcal{O}(T(M/3, B))$,

$$\mathcal{O}\left(T\left(\frac{\frac{1}{3}M}{B^{1-\frac{1-\varepsilon}{\log 3}}(1+\log_B U)}, B^{\frac{1-\varepsilon}{\log 3}}\right)(1+\log_B U)\right), \mathcal{O}\left(T\left(\frac{\frac{1}{3}M}{B^{1-\frac{1-\varepsilon}{\log 3}} \log B}, \frac{B^{\frac{1-\varepsilon}{\log 3}}}{\log B}\right) \log_B U\right),$$

respectively, as stated in [DFIÖ14], where $0 < \varepsilon < 1$ is a parameter of the data structure which can be set arbitrarily.

In the persistent array using CORoBTS data structure, the I/O complexity of reads is kept unchanged as well as the data locality; the I/O complexity of writes is

$$\mathcal{O}\left(\frac{1}{\varepsilon} \cdot T\left(\frac{\varepsilon c M}{B^{1-\frac{1-\varepsilon}{\log 3}} \log U}, \frac{B^{\frac{1-\varepsilon}{\log 3}}}{\log B}\right) \log_B U \cdot \log^2 U\right)$$

for $0 < \varepsilon \leq 1/2$ and a sufficiently small constant c .

In Section 1, we describe individual components we will use. We define general tree terminology in 1.1 and requirements on stored tree in 1.2. We focus on the van Emde Boas order of vertices in 1.3 and on spaces between them managed by packed memory array in 1.4. In Section 2, we describe and analyze the CORoBTS data structure. We analyze search complexity in 2.1, pointer recalculation in 2.2, subtree memory identification in 2.3, building a new subtree in 2.4 and we compute the total time and I/O complexities in 2.5. We devote Section 3 to persistent array. We describe its original version in 3.1 and our modifications in 3.2 and analyze its new I/O complexity of writes in 3.3.

1 Preliminaries

1.1 Tree terminology

Trees used in this paper are rooted and the order of children is significant. We define *depth* $d(v)$ of a vertex v in a tree as the length of the path from root to the vertex; the depth of root is zero. *Level* k of a tree is the set of all its vertices with depth k . *Height* $h(T)$ of a tree T is the number of its non-empty levels. *Branch* of a tree is a path from its root to a leaf.

We need to distinguish three different orderings of vertices in trees. We say that a vertex is to the *left/right* of another one to refer ordering on the same level in the tree. We use *up/down* ordering on a branch. When speaking about vertices stored in memory, we use *before/after* to refer their memory location. We also use *memory-first* and *memory-last* to speak about the first or last vertex in a given area of memory. Furthermore, we adopt left/right ordering of branches from their leaves, when they are on the same level, and a vertex is to the left/right of a branch if it is to the left/right of the vertex on the same level of that branch.

We partition a set of vertices by branches as follows:

Definition 1 (tree partitioning). Let B_1, \dots, B_k be branches of a tree T ordered left-to-right and U subset of vertices of T , s.t. $\forall i \ B_i \cap U = \emptyset$. For $i \in \{0, \dots, k\}$ let W_i be the set of all vertices of T which are to the right of B_i (if $i > 0$) and to the left of B_{i+1} (if $i < k$), let $U_i = U \cap W_i$. If all U_i are non-empty, we say that U can be partitioned by branches B_1, \dots, B_k and $\{U_i \mid i \in \{0, \dots, k\}\}$ is its *partitioning*.

1.2 Stored tree \mathcal{T}

We denote the tree to be stored in our data structure by \mathcal{T} and the number of its vertices by $N = |\mathcal{T}|$. The tree has to satisfy the following invariants:

Degree invariant: Every internal vertex has between a and b children for constants $2 \leq a < b$.

Height invariant: All leaves are on the same level.

The height of the tree, denoted by $H = h(\mathcal{T})$, is fixed and can be changed only by a complete rebuild.

The data stored in vertices can be only of constant size; they include space for all b potential children, keys and other data. We cannot store pointers to parents in vertices, as this would worsen the I/O complexity of updates. The tree has to be searchable, which means that we can navigate from the root to a given vertex using only the data stored in the vertices on the path and $\mathcal{O}(1)$ extra memory.

We usually denote vertices by u, v, w, \dots and subtrees by T, R, S, \dots

1.3 Tree decomposition \mathcal{D} and order of vertices in memory

We store vertices in memory ordered by so called van Emde Boas memory layout. The main idea is that we cut the tree in a fraction of its height and recursively store its upper subtree followed by all its bottom subtrees. We require that the upper subtree is always lower than or of same height as the bottom subtrees and neither of them is empty. Formally, we can use the following definition parametrized by ε :

Definition 2 (van Emde Boas permutation). For a tree T with all leaves at the same depth and $0 < \varepsilon \leq 1/2$, we recursively define $\text{vEB}_\varepsilon(T)$ to be a permutation of vertices of T s.t.: Unless height h of T is 1 (and thus permutation is unique), we cut all edges between levels $\max(\lfloor \varepsilon h \rfloor, 1) - 1$ and $\max(\lfloor \varepsilon h \rfloor, 1)$ and denote the resulting subtrees R_0, \dots, R_k , where R_0 is the *top tree* containing the root of T and R_1, \dots, R_k are the remaining *bottom trees* ordered left-to-right. Then $\text{vEB}_\varepsilon(T) := \text{vEB}_\varepsilon(R_0), \text{vEB}_\varepsilon(R_1), \dots, \text{vEB}_\varepsilon(R_k)$.

We further define *decomposition* \mathcal{D} of \mathcal{T} as a tree of the recursion in the $\text{vEB}_\varepsilon(\mathcal{T})$ definition identifying vertices of \mathcal{D} with the corresponding subtrees of \mathcal{T} . The root of \mathcal{D} is then \mathcal{T} and the leaves are all one-vertex subtrees of \mathcal{T} ordered as in memory. Let us observe that the leftmost child of any vertex $T \in \mathcal{D}$ is the top part of the tree T . We usually denote vertices of \mathcal{D} by T, R, S, \dots and never speak about subtrees of \mathcal{D} . See Figure 1.

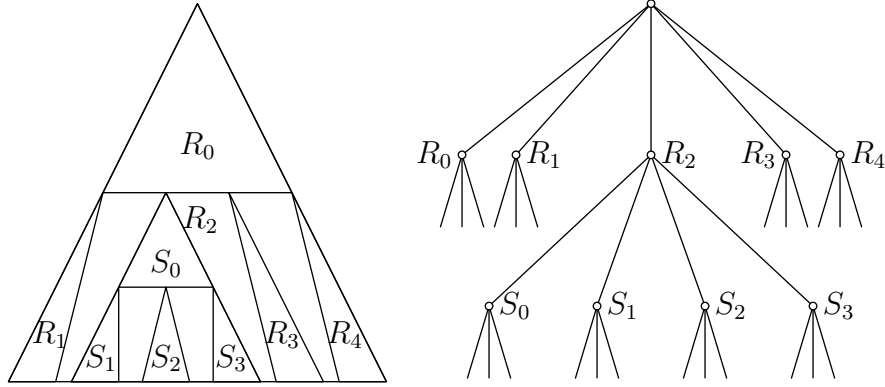


Figure 1: The tree \mathcal{T} on the left and its decomposition \mathcal{D} on the right.

When the same entity may refer to subtree of \mathcal{T} and vertex of \mathcal{D} , we need to carefully distinguish between height, as a property of a tree, and depth, as a property of a vertex in a tree. Depth of a vertex T in \mathcal{D} is thus number of edges on the path between root of \mathcal{D} and T , while height of a vertex T in \mathcal{D} is the maximum number of vertices on a path from the root of T to a leaf of T . All leaves in T have actually the same depth.

We also note that “subtree T in \mathcal{D} ”, a decomposition subtree, means subtree T of \mathcal{T} being a vertex in \mathcal{D} .

For a vertex $v \in \mathcal{T}$, we define $T(v) \in \mathcal{D}$ as the topmost vertex in \mathcal{D} having v as root. It is thus the greatest decomposition subtree rooted at v . We also define $h(v)$ as height of $T(v)$. Since the value is the same for all vertices on the same level in \mathcal{T} , we also use $h[d] := h(v) = h(T(v))$ for v on level d . We will use $h[]$ as a precomputed array in our code.

1.4 Packed-memory array and spaces between vertices in memory

A key building block of our data structure is a *packed-memory array* (PMA) designed by Bender, Demain and Farach-Colton [BDFC05]. PMA stores a sequence of N elements in an array of size cN for $c > 1$, subject to operations insert and delete. Insert inserts a new element between any two consecutive elements, while delete removes any element from the array. Both insert and delete have amortized I/O complexity $\mathcal{O}((\log^2 N)/B + 1)$, given we have a pointer to predecessor (insert) or the element (delete). The amortized time complexity is $\mathcal{O}(\log^2 N)$ per insert or delete. Moreover, insert or delete of S consecutive elements have amortized I/O complexity $\mathcal{O}(S(\log^2 N)/B + 1)$. The important property of PMA is that any S consecutive elements are stored within $\mathcal{O}(S)$ consecutive cells of the array. This means that scanning elements

in PMA has the same asymptotic complexity as if the elements were stored in an ordinary array. In the following paragraphs, we first describe the original implementation in more detail and then introduce needed modifications.

In this paper, we call \mathcal{P} our instance of PMA and we use it also for referring to the underlying array as it is the only memory PMA uses. Each cell of \mathcal{P} either contains an element or is *blank* and elements are stored in \mathcal{P} in the correct order. We conceptually split \mathcal{P} into *segments* of size $\Theta(\log |\mathcal{P}|)$ so that their number is a power of two. We imagine a perfectly balanced binary tree with leaves corresponding to the segments, each inner node then corresponds to a subarray of \mathcal{P} in the natural way. Note that the tree is completely virtual and is never actually stored in any way. We define *capacity* of a node u to be the size of the subarray represented by u and *density* of the node to be the number of elements actually stored in the corresponding subarray divided by the capacity of u . Now we impose a density constraint on the nodes based on their depth. Let us denote d the depth of leaves of the virtual tree. We arbitrarily choose four constants

$$0 < \rho_d < \rho_0 < \tau_0 < \tau_d \leq 1.$$

Based on them we define

$$\tau_k = \tau_0 + (\tau_d - \tau_0) \cdot k/d,$$

$$\rho_k = \rho_0 - (\rho_d - \rho_0) \cdot k/d,$$

for any $0 < k < d$. For any node at depth k we require the density to be within interval $[\rho_k, \tau_k]$.

We only describe insert operation, the delete operation follows the same pattern. Suppose we are to insert an element x and we are given the predecessor of x in the array. Let x belongs to the leaf node w . If there is a free space in w , we insert x and *rebalance* w by evenly distributing the elements in the subarray. Otherwise, w would violate its density constraint after insertion. We proceed to find the deepest ancestor u of node w such that u is within its threshold. We rebalance u to guarantee that w is now within u 's threshold and there is enough space to insert x . However, there is a technical complication – recall that we do not store the tree explicitly. The traversal of the tree is thus implemented via two parallel scans, one goes to the left of x and the other to the right. The scans are used to calculate the density of tree nodes during the virtual traversal. Also, rebalancing of a tree node can be implemented using constantly many parallel scans. This gives the total I/O complexity of insert (or delete) $\mathcal{O}(K/B + 1)$, where K is the capacity of the largest visited node. The time complexity is linear in K . For analysis of the amortized complexity we refer the reader to the original paper [BDFC05].

Our modifications

We modify PMA to support batch updates so that we can give it a sequence of insert and remove operations to be performed during one pass.¹ Internally we need it to first compute where each item should be moved, then to call our procedure for updating pointers leading to these items, and finally to perform the movements. The complexities excluding some parts of pointer recalculation remain asymptotically the same since the amortized analysis from [BDFC05] still applies and each individual insert/remove should pay still the same amount into the potential. We divide our batch updates into four phases.

In the first phase, we identify all the consecutive parts of memory, *memory intervals*, in which items should be uniformly redistributed and count the final number of items in each of them. We start with the first place to be updated as usual, but take into account other places of updates

¹We will, actually, not mix inserts with removals, but there is no extra cost for allowing them.

which we reach during forward scans. This way we compute the densities of visited nodes as they would be after the updates – they can even exceed one. After obtaining the first memory interval in which items should be uniformly redistributed, we continue searching for other such intervals from the next unvisited update position. This time we may also need to join the current memory interval with the previous one during backward scan when reaching their common parent node. In this case, we just compute the density of the node instead of scanning the same memory again – the skipping may cause some extra cache-misses, but it is still the same as or better than performing the updates one by one.

In the next phase, we scan all the intervals in the forward direction and compute new positions of the contained items. We store pointers to these new positions to the reserved space inside the items. During this pass, we also create an array M with pointers leading to final positions of newly inserted items in \mathcal{P} .

Next, we call pointer recalculation for each interval. It returns a list of changes in pointers to children inside the tree \mathcal{T} to make them valid after moving the vertices in the interval. We store these changes in an array B , which may be either an extendable vector, or the preallocated array of the same size as \mathcal{P} . We will expand on pointer recalculation in Section 2.2 and we will also analyze its impact on complexity there. Briefly speaking, on the operations with the same I/O complexity as sequential scans amortization applies, others will be considered separately.

Finally, we move all the items to the continuous area at the end of their intervals by two backward scans, and then to their final positions by two forward scans. We also remove vertices which should be removed during this pass. Then, we update the pointers within the items according to the array B and initialize new elements pointed by array M .

During the initial intervals identification, the need for extending or shortening the memory may arise to keep its size within a constant factors of the number of elements. In that case, we just distribute the elements uniformly in the newly allocated memory and recalculate pointers to all of them. This will not affect the complexity when choosing the density bounds correctly.

For more details see Algorithm 4.

Using also the analysis from [BDFC05] we get the following complexity of PMA updates excluding pointer recalculation; we compute the total complexity of PMA in Theorem 9.

Lemma 1 (PMA complexity 1). *Consider a batch PMA update consisting of L operations where each is either an insert of multiple elements at one place or a removal of multiple consecutively stored elements; let S be the total number of items to be inserted or removed.*

Then the updated memory is divided into at most L memory intervals and for each of them pointer recalculation is called. The total I/O complexity excluding the pointer recalculation phase is $\mathcal{O}(S \cdot (\log^2 N)/B + L)$ amortized, which follows from the worst-case complexity $\mathcal{O}(K/B + L)$, where K is the sum of sizes of the affected memory intervals. The total time complexity excluding the pointer recalculation phase is $\mathcal{O}(S \cdot \log^2 N)$ amortized or $\mathcal{O}(K)$ worst-case.

In the context of persistent array, we will use a little different form:

Lemma 2 (PMA complexity 2). *Consider a batch PMA update consisting of L operations where each is either an insert of multiple elements at one place or a removal of multiple consecutively stored elements; let S be the total number of items to be inserted or removed.*

Let us choose L memory cells containing all places for insertions and one element from each interval for removal. Let all these cells be contained within C blocks, then we can express the amortized I/O complexity as $\mathcal{O}(S \cdot (\log^2 N)/B + C)$. If all these cells along with $\Theta(B)$ space before and after each of them are preloaded in the memory, then the amortized complexity is only $\mathcal{O}(S \cdot (\log^2 N)/B)$. Both are considered without the pointer recalculations.

2 CORoBTS Data Structure

CORoBTS data structure maintains tree \mathcal{T} of arity between a and b and fixed height H as defined in Section 1.2. Vertices of \mathcal{T} are stored in packed-memory array \mathcal{P} interspersed with spaces as described in Section 1.4 and they are ordered by van Emde Boas memory layout parametrized by ε as defined in Section 1.3.

Each vertex v stores its depth $d(v)$, pointers to children, reserved space for the pointer to its new position used during PMA updates, and other constant-sized data such as keys for searching. Pointers to parents are not stored. We can observe that the root of \mathcal{T} as an entry point is the first vertex in \mathcal{P} .

Along with searching, we allow updates by inserting and removing whole subtrees.

Inserting subtree as c -th child of a vertex v means creating an a -ary subtree under v of height forced by the height invariant. The input of this operation is just v and c . After subtree creation, user should fill the vertices with their data – so far only children pointers have been set. To satisfy degree invariant, v should have at most $(b - 1)$ children before insertion.

Removing subtree rooted at c -th child of a vertex v just destroys that subtree. The vertex v should have at least $(a + 1)$ children before removal.

The complexity of the operations is affected by chosen constants a, b, ε . We do not use a and b in asymptotic notation as their impact is not much significant and they are determined by a specific application. On the other hand, we keep there ε , which may be more important.

In Section 2.1, we show that traversing the branch of the tree has optimal cache complexity. Updating the tree involves moving some parts of \mathcal{P} to reserve space for a new subtree or to dispose space of removed one; as part of the movements affected pointers should be fixed, which we explain in Section 2.2. Before updating the PMA, we need to find out which memory intervals should be removed, or where space for new vertices should be reserved and for how many of them; we describe that in Section 2.3. We explain initialization of pointers in a newly created subtree in Section 2.4. Finally, we connect all the pieces together in Section 2.5.

2.1 Search Complexity

To prove search complexity, we first note that PMA creates only constant-sized holes between elements; I/O complexity of accessing the elements is therefore asymptotically the same as without the holes and we can analyze it as such.

Lemma 3 (search I/O complexity). *Traversing a continuous part of a branch of length s has I/O complexity $\mathcal{O}(s/(\varepsilon \cdot \log B) + 1)$. Traversing a branch of a decomposition subtree T has I/O complexity $\mathcal{O}((\log_B |T|)/\varepsilon + 1)$.*

Proof. Let k be maximal such that any subtree of height at most k contains at most B vertices. Since our tree is at most b -ary, we have $k \in \Omega(\log_b B)$. Let us assign a tree $T_v \in \mathcal{D}$ to each vertex v of the traversed path so that the height of T_v is highest possible but at most k . We split the traversed path into segments each sharing the same tree T_v .

The length of each segment except for possibly shorter first and last is the same as height of its subtree T_v , which is at least $\max(\lfloor (k + 1) \cdot \varepsilon \rfloor, 1)$. The number of segments is thus at most $\mathcal{O}(s/\varepsilon k + 1) \subseteq \mathcal{O}(s/(\varepsilon \cdot \log_b B) + 1)$.

Finally, we prove that traversal of each segment requires at most $\mathcal{O}(1)$ memory transfers: By choice of k , $|T_v| \leq B$ for each T_v . From the definition of the decomposition, each T_v is stored continuously in memory (except for PMA holes), occupying at most $\mathcal{O}(|T_v|)$ memory cells. Traversing a segment then requires only $\mathcal{O}(|T_v|/B + 1) \subseteq \mathcal{O}(1)$ memory transfers.

This gives us the total I/O complexity $\mathcal{O}(s/(\varepsilon \cdot \log_b B) + 1)$, which can be upperbounded by $\mathcal{O}((\log_B |T|)/\varepsilon + 1)$ for a branch of a decomposition subtree T , since the height of the subtree is $\mathcal{O}(\log_a |T|)$. \square

Searching in the tree thus costs $\mathcal{O}((\log_B |\mathcal{T}|)/\varepsilon + 1)$ memory transfers. We also note that the time complexity stays linear in the length of the traversed path or logarithmic in the size of the decomposition subtree as usual.

2.2 Pointer Recalculation

When PMA needs to move the vertices within a memory interval, it tells us their new positions and we need to update the pointers leading there. Recall that we have no pointers to parents, so we have to traverse the tree from the root to be able to modify pointers leading to children in that continuous memory.

Our goal is to show that using depth-first search in the relevant part of the tree \mathcal{T} in left-to-right order is almost as good as sequential scan of the continuous memory. We also need to show, how to identify the relevant part of the tree.

Relation between position of vertices in memory and in tree

The following observation follows directly from the decomposition.

Observation 4 (order of vertices in memory).

- (a) *Vertices on a branch are stored ordered from root to leaf.*
- (b) *Vertices of one level in \mathcal{T} are stored ordered from left to right.*

We now prove several statements about how the vertices of a memory interval may be located in a tree.

Lemma 5 (memory interval in tree). *Given a set A of all vertices stored in a continuous part of memory, the following holds:*

- (a) *For each branch B : $A \cap B$ induces (possibly empty) subpath.*
- (b) *For each level L of vertices in tree order, $A \cap L$ is a continuous subsequence of L .*
- (c) *Considering sequence B_1, \dots, B_k of all branches intersecting A in left-to-right order, then the sequence of depths of bottommost vertices of these branches contained in A is non-increasing, formally $(\max_{v \in B_i \cap A} d(v))_{i=1}^k$ is non-increasing.*
- (d) *Similarly to (c), the sequence of depths of topmost vertices, i.e. $(\min_{v \in B_i \cap A} d(v))_{i=1}^k$, is non-increasing.*
- (e) *If A can be partitioned into two parts by a non-intersecting branch, then all vertices from the right component are in memory before all vertices from the left component.*
- (f) *A can be partitioned into at most two components by any set of branches.*

Given a branch B and disjoint memory intervals A_1, \dots, A_k not intersected but partitioned by B , then:

- (g) Each A_i lies in memory between a vertex of B and its parent and for each vertex of B and its parent, at most one A_i lie between them in memory.

Proof.

- (a) By Observation 4 (a), the order of vertices on branch and in memory is the same, therefore memory interval induces branch subpath.
- (b) By Observation 4 (b), the order of L in tree and in memory is the same.
- (c) Let $u, v \in A$ and w be vertices s.t. u and w are on the same branch, $d(u) < d(w) = d(v)$ and v is to the right of w in tree; then by Observation 4 w is between u and v in memory, thus $w \in A$.
- (d) Analogous to (c).
- (e) We prove that for any pair of memory consecutive vertices u, v (in this order) s.t. each of them is in different component, u is to the right of B and v to the left of B . It thus follows that there can be only one such memory transition and so each vertex before u should be in the right component and each vertex after v in the left one.

Let u, v be the pair of vertices as defined above. The two one-vertex subtrees of vertices u and v on the bottommost level of \mathcal{D} are next to each other, since leaves in \mathcal{D} are ordered as in the memory. Let us call their sibling ancestors (children of the lowest common ancestor) T_u, T_v . Both T_u and T_v are stored continuously in memory and the order of u, v implies that T_u is just before T_v . The vertex u is at the end of T_u and v at the beginning of T_v ; thus u is the rightmost leaf of T_u and v is the root of T_v .

From the decomposition it follows that the roots of subtrees T_u and T_v either are on the same level in \mathcal{T} , or the leftmost leaf of T_u is parent of T_v . See the two cases in Figure 2 without extension.

In the former case, u is in the left component while v is in the right one. The rightmost branch containing u is, however, just to the left of the leftmost branch containing v ; no separating branch is therefore present and this case cannot happen. In the latter case, v is in the left component and u in the right one and separating branch B should cross T_u between v and u . This is the only possible case.

- (f) Keeping our partitioning of A from (e) as well as definitions of u, v, T_u, T_v and B , let us assume for contradiction that there exists another branch B' partitioning W.L.O.G. the right component. We now have v in the left component, u in the middle component, and there exists another pair of memory-consecutive vertices u', v' s.t. u' is in the right component and v' in the middle component (possibly $u = v'$). The vertex u' is separated from u by B' , and so it cannot be in T_u , because u lies on the rightmost branch of T_u (see extended second case of Figure 2), but still u' is before u in memory and so it is before the whole T_u ; therefore the whole T_u is contained in A , which contradicts with $B \cap A = \emptyset$.
- (g) Let $w \in B$ and $w' \in B$ parent of w . By Observation 4 (a), w' is before w in memory and there are no other vertices from B between them. Each A_i is continuously stored in memory and disjoint to B , so it is either whole between w' and w or no part of it is there. Let A' be the memory interval bounded by w' and w excluding them. If A' is partitioned by B , it contains uniquely determined memory-consecutive vertices u, v s.t. the beginning of A' up to u (inclusive) is to the right of B and the rest of A' , from v on, is to the left of B by (e). Any $A_i \subseteq A'$ must contain u and v to be partitioned by B . If A' is not partitioned by B , no its subinterval is.

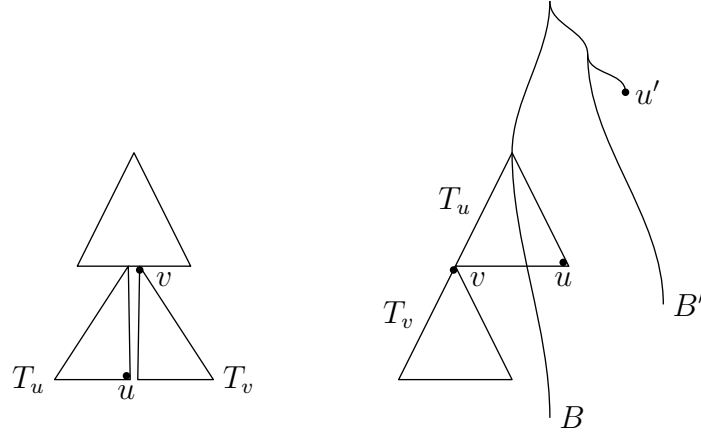


Figure 2: Memory-consecutive vertices u, v in tree. In the first case (on the left) on successive branches. In the second case (on the right) separated by branch B . The second case is extended by other branch B' separating new vertex u' from the two.

Algorithm description

We now describe our pointer recalculation algorithm, see Algorithm 7 for details.

We get a memory interval $P \subseteq \mathcal{P}$ whose vertices will be moved with pointers to new positions stored inside the vertices. We also get an array B as an argument and we should append there a list of changes in pointers to children to be performed after all the movements.

We use depth-first search in left-to-right tree order visiting just the vertices in P and their ancestors. During DFS, we maintain a stack S of all ancestors of current vertex, so we can easily return there without parent pointers. For each visited vertex in P , we update the pointer from its parent to it, or more precisely we just schedule this update by appending it to B , not to break the current tree structure.

We start with filling a stack V with some vertices of P , which help us to navigate in the tree. Each such vertex is the leftmost one on its level in P , we add them in ascending order of levels and each one is added if and only if it is in memory after the previous top of stack V . The vertices in V are then ordered by both their depth and position in memory and we will pop them from deepest and last ones. We note that vertices on each level are ordered as in memory by Observation 4 (b) and their depth is stored within the vertices. To fill the stack it is thus sufficient to perform one forward scan of P and add each vertex which has higher depth than the previously added one. During the scan we also count all the vertices in P and we store with each vertex in V the number of vertices of P before it.

By Lemma 5 (c), the leftmost branch intersecting P contains also a vertex $v_0 \in P$ of the bottommost level intersecting P . The vertex v_0 is the top one in stack V , so we begin our DFS by navigating there.

On branches intersecting P , we always go down reaching a vertex from P and then continue down only until all the vertices there are from P . By Lemma 5 (a), there are no vertices from P lower in the tree. We can determine whether a vertex is in P by its address in memory, so we visit no vertices below the needed ones.

During tree traversal, we keep track of number of unvisited vertices from P . We also always pop all vertices from V which are in memory after currently visited vertex of P . We now

show that the top vertex of V is always the memory-first vertex of P which was already visited. The memory-first visited vertex is the leftmost visited vertex on its level, since the tree traversal is left-to-right and vertices on each level are ordered as in memory. A leftmost vertex $v \in P$ of a level which was not present in V is in memory after a leftmost vertex $v' \in P$ of a deeper level; by Observation 4, all branches containing v are to the right of all branches containing v' and so v is never the memory-first visited vertex. All vertices which sometime become the memory-first visited ones are thus in V at the beginning and by our popping strategy the top vertex is always the current memory-first visited vertex.

As we know the current number of unvisited vertices of P and the number of vertices of P before the top vertex v of V , which is the memory-first visited one, we can recognize whether all vertices after v have been already visited just by comparing these two numbers. If some vertices after v have not been visited yet, the branch just to the right of the current vertex still intersects P by Lemma 5 (e); we can therefore continue with DFS. In the other case, all unvisited vertices are in a memory interval before v and we can find there another v_0 as at the beginning and continue by navigating there. We just pop one vertex from V and take its new top as v_0 , unless all vertices were already visited.

Depth-first search complexity

To bound the asymptotic I/O complexity of DFS, we first show that DFS of small decomposition subtrees occupying at least one block is cache optimal. Then we use it for some of the small subtrees and show that the number of other vertices is bounded by the number of the subtrees.

First, we need to define several terms regarding the state of cache blocks and DFS traversal at a specific point in time. In particular, we maintain an *active* branch, which is moving from left to right according to our DFS traversal. We also differentiate cache blocks according to whether they intersect active branch and whether their data were already used. Formally:

Definition 3. *Active branch* of a subtree T is the leftmost branch so that no so far visited vertex is to the right of it. *Partially read block* is a block which was loaded into memory, but only part of its data were used. Partially read block is *active* if it contains any vertex of the active branch. Partially read block is *inactive* otherwise.

Now we show the I/O complexity of traversal of the whole small subtrees.

Lemma 6 (small decomposition subtrees). *I/O complexity of DFS of a subtree T in \mathcal{D} of height in $(\lceil \log B \rceil, \lceil \log B \rceil / \varepsilon]$ is $\mathcal{O}(|T|/B)$.*

Proof. During DFS, we always keep in memory all active blocks; by Lemma 3, their number is at most $\mathcal{O}((\log B / \varepsilon) / (\varepsilon \cdot \log B) + 1) \subseteq \mathcal{O}(1/\varepsilon^2)$. When active branch is being changed, we will not reread blocks that are already active; thus we need to read a block again only after it was inactive.

If a partially read block becomes inactive, it is partitioned by an active branch into two components and, by Lemma 5 (f), this may happen in at most one way. Each block is thus read at most twice.

The tree T is continuously stored in memory and uses at least one whole block due to arity of inner vertices being at least two. In total we need to read at most $2(|T|/B + 2) \in \mathcal{O}(|T|/B)$ blocks. \square

We also need to handle small subtrees which are stored in our memory interval only partially.

Either the memory interval is small enough that it is fully contained in the subtree, or we have at most two such subtrees at the borders of the larger memory interval.

Lemma 7 (parts of small decomposition subtrees). *Let T be a subtree in \mathcal{D} of height at most $\lceil \log B \rceil / \varepsilon$, let P be its memory-continuous part, then DFS of P has I/O complexity $\mathcal{O}(|P|/B + (\log_B |T|)/\varepsilon + 1)$ starting the DFS in the root of T .*

Proof. We mark visited vertices by one of tree colors: blue, green and red. (see Figure 3) The vertices of P are all blue; by Lemma 5 (f), they may be divided into at most two distant branch-separated components. The non-blue ancestors of blue vertices in each component are green except for that on the leftmost and rightmost branch, which are red. So we have at most four red subbranches.

As in the proof of previous lemma, we keep all active blocks in memory and load them at most twice. The blue part is still continuous part of memory, but this time it may be smaller than one block; visiting the blue vertices thus has I/O-complexity $\mathcal{O}(|P|/B + 1)$.

The green parts are not necessarily continuous in memory, but after having loaded all active blocks, we can just continue DFS as in the previous lemma. So we first load $\mathcal{O}((\log_B |T|)/\varepsilon + 1)$ blocks on the left red branch as one search in tree, then continue visiting the green vertices, and finally pay another $\mathcal{O}((\log_B |T|)/\varepsilon + 1)$ for the right red branch, which may contain some partially used blocks. The number of fully green blocks is lower than the number of blue blocks, because green vertices have arity at least 2 in DFS; so we can pay their loading by the blue part.

Now only partially green blocks without blue and red vertices remain. These blocks need to be partitioned by one of the four red branches having one component green and the other unvisited. By Lemma 5 (g), we have at most one such block for each red vertex, and moreover it is in memory between the vertex and its parent. Therefore we count only the divided blocks corresponding to the red vertices not sharing their blocks with their parents. This leads to $\mathcal{O}((\log_B |T|)/\varepsilon + 1)$ blocks. \square

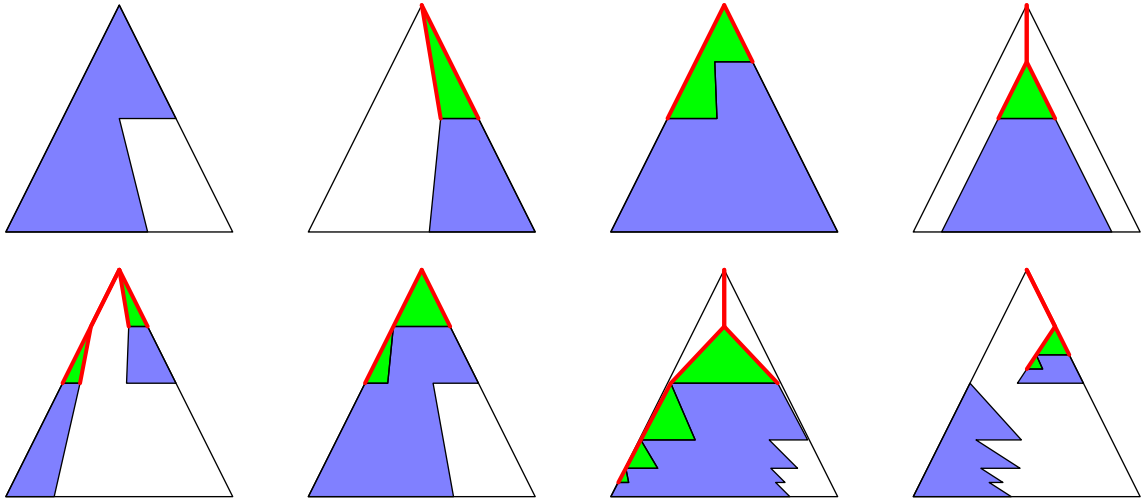


Figure 3: Different cases of memory interval in tree. The memory interval is blue, ancestors of blue vertices are either green, or red if on boundary.

We are now ready to compute the I/O complexity of the whole DFS.

Theorem 8 (DFS complexity). *Visiting all vertices in the continuous part P of memory using our DFS algorithm has I/O complexity $\mathcal{O}(|P|/B + (\log_B N)/\varepsilon + 1)$. The time complexity is $\mathcal{O}(|P| + \log N)$.*

Proof. We mark all visited vertices as blue, green and red the same way as in the previous lemma except for a branch leading to the rightmost vertex of the bottommost level, which will be red (see Figure 4). We note that each vertex of arity one in DFS is now red.

If the tree is too low, we can use directly Lemma 6 or 7. Let us assume the opposite, i.e. $h(\mathcal{T}) > \lceil \log B \rceil / \varepsilon$.

We take all the bottommost visited vertices, i.e. visited vertices not having their children visited, and find lowest decomposition subtrees of height at least $\lceil \log B \rceil$ containing them. If any such subtree is part of another one, we use only the higher. We call them *small subtrees*. All but two of these subtrees are fully blue (dark blue in Figure 4); the at most two other are on the boundaries of P . We further divide small subtrees into *leaf* subtrees and *non-leaf* subtrees, where leaf ones have no visited descendants.

Each small subtree has height at most $\lceil \log B \rceil / \varepsilon$. We use Lemmas 6 and 7 to determine the I/O complexity of all leaf small subtrees; the sum is certainly $\mathcal{O}(|P|/B + (\log_B N)/\varepsilon + 1)$, where the $\mathcal{O}((\log_B N)/\varepsilon + 1)$ part is for the at most two partially blue small subtrees. As the scan of leaf subtrees is not interrupted by descending below them, the lemmas can be used.

The number of ancestors of leaf small subtrees of degree at least two in DFS is lower than the number of these subtrees and the sum of their degrees is lower than twice the number of the subtrees. Even if we would need to load whole cache block for each visit of each of these ancestors, the number of loads will be asymptotically bounded by the number of leaf small subtrees. As each fully blue small subtree occupies at least one block, we can bound this part by $\mathcal{O}(|P|/B + (\log_B N)/\varepsilon + 1)$.

We now bound visits of the ancestors of degree 1, all of which are on a constant number of red branches, by $\mathcal{O}((\log_B N)/\varepsilon + 1)$. We divide the branches into segments occupying individual cache blocks. If a segment contains only degree-1 vertices, we need to load it at most twice – when going down and back up. If it contains vertices of higher degrees, further reloadings of the block are paid by the reasoning in the previous paragraph.

Finally, we consider the non-leaf subtrees, which is the last part of the tree to be paid for (see Figure 5). By Lemma 5 (c), the leaves of such a subtree with visited descendants in \mathcal{T} are all to the left of all leaves without such descendants. We note that the rightmost branch of the left part is fully red, as it leads to the rightmost vertex on the bottommost level of P . We have already paid for loading vertices in the left part as described in the previous paragraphs. After visiting them and their descendants, we load all the vertices on the red branch of this small subtree and continue traversing it according to Lemma 6. Traversing the right part of the subtree is thus bounded by traversing the whole small subtree in case it had no descendants. The whole I/O complexity of this part is then also bounded by $\mathcal{O}(|P|/B + (\log_B N)/\varepsilon + 1)$.

The total I/O-complexity sums up to $\mathcal{O}(|P|/B + (\log_B N)/\varepsilon + 1)$. Similarly we get the stated time complexity. \square

The I/O complexity of PMA updates follows.

Theorem 9 (PMA+DFS complexity). *Consider a batch PMA update consisting of L operations where each is either an insert of multiple elements at one place or a removal of multiple consecutively stored elements; let S be the total number of items to be inserted or removed. Then the total amortized I/O complexity is $\mathcal{O}(S \cdot (\log^2 N)/B + L \cdot (\log_B N)/\varepsilon + 1)$ and total amortized time complexity is $\mathcal{O}(S \cdot \log^2 N)$.*

Proof. By Lemma 1, pointer recalculation is called on at most L memory intervals whose sum of sizes is K , as defined in the lemma. The worst-case I/O complexity of all pointer

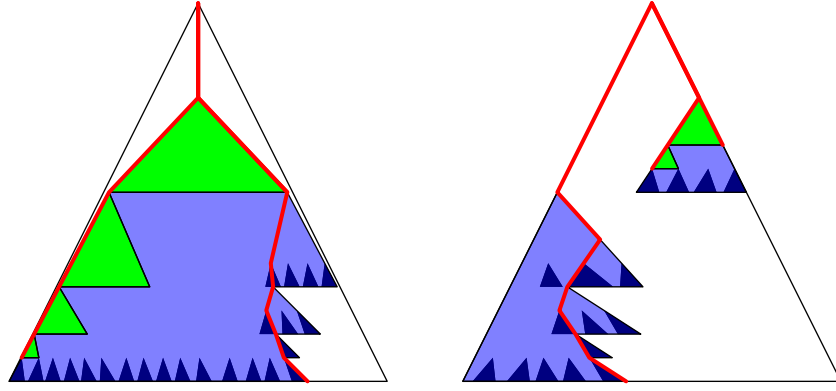


Figure 4: A tree containing blue memory interval with dark blue small subtrees. The ancestors of blue vertices are green. Several special branches are red.

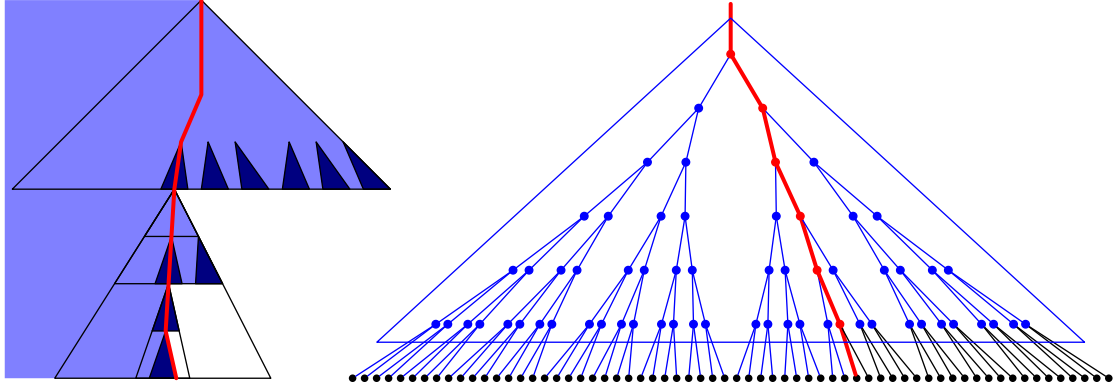


Figure 5: On the left, non-leaf small subtrees crossed by the red branch. On the right, detail of one non-leaf small subtree crossed by the red branch.

recalculations is then $\mathcal{O}(K/B + L \cdot (\log_B N)/\varepsilon + L)$, by Theorem 8.

We can use the amortization argument from Lemma 1 on $\mathcal{O}(K/B + L)$ part of the previous complexity, which yields the amortized I/O complexity of all pointer recalculations $\mathcal{O}(S \cdot (\log^2 N)/B + L \cdot (\log_B N)/\varepsilon + L)$. It also asymptotically bounds the rest of PMA updates from the same lemma and so represents the total I/O complexity. We can replace the last term, L , by 1, because it would be greater than $L \cdot \log_B N$ only if $N < B$ and so the whole data structure fits into constant number of blocks. Similarly, we get the time complexity $\mathcal{O}(S \cdot \log^2 N + L \cdot \log N) \subseteq \mathcal{O}(S \cdot \log^2 N)$. \square

We present a little modified analysis as Lemma 16 in context of persistent array, where other assumptions apply.

2.3 Identifying Subtree Memory

We now show how to identify the memory intervals storing just a subtree for removal or positions in memory where to insert vertices of a new subtree with counts of these vertices.

Having a subtree T of \mathcal{T} rooted at v , its upper part $T_0 = T(v)$ is stored continuously in the first memory interval of T . All the subtrees under T_0 are partitioned the same way, so that the upper parts of them are all stored in the second memory interval, upper parts of lower subtrees in third, and so on. Each of those memory intervals is composed out of bottom subtrees of one decomposition subtree and all the previous memory intervals are contained within the corre-

sponding top subtree. With each memory interval the height of the so far considered subtree is then at least doubled and so the number of memory intervals is bounded by $\mathcal{O}(\log \log |T|)$. See blue subtrees in Figure 6.

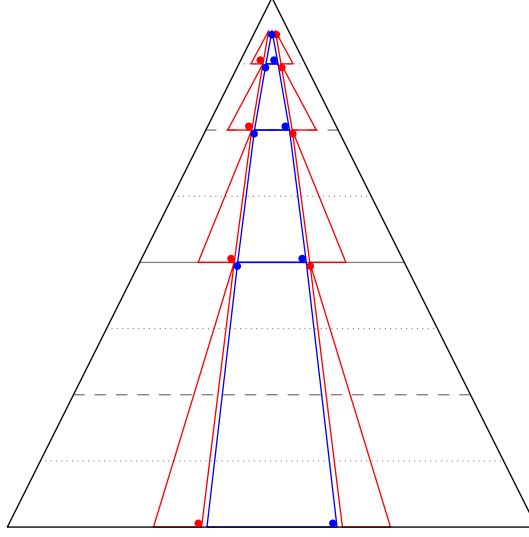


Figure 6: A blue subtree divided into parts which are stored continuously in different memory intervals. The first and last vertex of each such interval is also drawn in blue. The red subtrees are stored just beside the memory intervals of the blue trees and have marked their last/first vertices.

The first vertex of each memory interval is the root of the leftmost decomposition subtree stored there. The last vertex of that memory interval is the rightmost leaf of the rightmost decomposition subtree. We can thus find the beginnings of the memory intervals of T by walking through its leftmost branch and the ends of that intervals by walking through the rightmost branch. Recall that we have defined an array $h[]$ in Section 1.3, which allows us to determine the height of the greatest decomposition subtree rooted at a given depth, so we can determine at which depths the decomposition subtrees start and end while walking the branches. See Algorithms 10 and 11 for details. Traversing these two branches is sufficient to determine memory intervals of a subtree for removal.

Taking an immediate sibling u of root v of T , the memory intervals of the subtree rooted at u will be just beside memory intervals of T . By finding ends of intervals of such left sibling or beginnings of intervals of the right sibling, we also find beginnings or ends, resp., of memory intervals of T . See red subtrees in Figure 6. We can use these to find where to insert new memory intervals when inserting a new subtree: we just need to inspect a subtree of its immediate sibling, whose existence is guaranteed by the tree invariants.

Having found the places for the new memory intervals, we need to determine their sizes. The subtree to be inserted has to be strictly a -ary, so we can easily compute the size of a decomposition subtree rooted at a level d as we know its height $h[d]$. For each memory interval, we just need to know the depth of roots of its subtrees and compute the number of these subtrees. For more details see Algorithm 9, which takes just the depth d of the root of a new a -ary subtree as an argument and returns sizes of its memory intervals.

We can bound the I/O and time complexity of these operations by search complexity.

2.4 Building Subtree

When the space for a new a -ary (sub)tree T is reserved in \mathcal{P} , we need to properly connect its vertices by pointers. We do it by visiting the vertices in depth-first search order. We get

the depth d_0 of root of T and an array $M[\][\]$ with pointers to new vertices. The subtree may be divided into multiple memory intervals as described in the previous section; j -th vertex of i -th memory interval is stored at position given by $M[i][j]$.

The tree should have $(H - d_0)$ levels. The highest $h[d_0]$ levels will be stored continuously in the first memory interval; in case of initial tree construction ($d_0 = 0$) it is the whole tree. Other $h[d_0 + h[d_0]]$ levels (composed of multiple trees) will be in the second memory interval, and so on. In general, taking the first level d contained in an interval, the interval will contain $h[d]$ successive levels in total; the following level after them will be the first one in the next memory interval.

For DFS navigation during the tree creation, we use arrays I , J , K indexed by depth. For a depth d , $M[I[d]][J[d]]$ is either the last visited vertex on level d or the next vertex to visit; it will be the latter each time we are descending to that level, so we can safely initialize pointer from its parent. In other words, array I determines the correspondence between levels in T and memory intervals containing them, and so it stays constant throughout the whole process; array J points to the current positions in the respective memory intervals. The value $K[d]$ is the number of times vertex $M[I[d]][J[d]]$ was visited and it is reinitialized to zero each time $J[d]$ is changed. We use it to determine whether to descend to next child or go up.

The topmost vertex of each memory interval on the leftmost branch is the first vertex in that interval. We calculate indices of vertices in M which are in the same memory interval as their parents and are their leftmost children from indices of their ancestors in the interval (see green arrows on Figure 7). The indices of other vertices are calculated from the vertices just before them in memory, which were already visited (see red arrows on Figure 7).

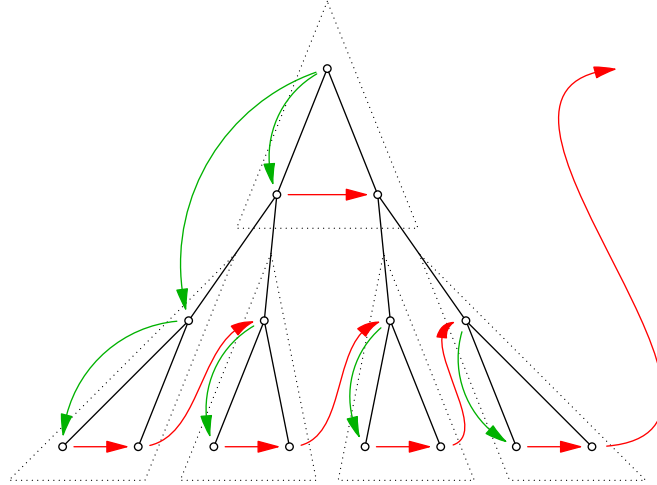


Figure 7: Building subtree. Arrows show how indices of new vertices are computed.

For each decomposition subtree, we can calculate its size from its height as it has fixed arity a . Let R be a decomposition subtree rooted at v and R_0 its leftmost child in \mathcal{D} (upper part of R). We can calculate size of R_0 and so the index of the root w of the second leftmost child R_1 of R in \mathcal{D} . The vertex w is on the leftmost branch of R , just under R_0 . After entering a vertex v , we always calculate positions of such w for each decomposition subtree R rooted at v . This ensures that the position of the leftmost child w' of any vertex is always initialized before descending to it: either the parent of $T(w')$ in \mathcal{D} is whole in one of the memory intervals and its root was already visited, or w' is the first vertex in its memory interval.

After returning to a vertex v from its child w willing to descent to another child w' , the tree $T(w)$ is already built and the vertex w' is in memory just after the rightmost leaf of $T(w)$, which is the last visited vertex on level $d(v) + h[d(v) + 1]$. Indices of this vertex are still stored in I , J ,

so we can compute the index of w' and descend there.

See Algorithm 8 for details.

The I/O and time complexity is the same as of DFS during pointer recalculation:

Lemma 10 (complexity of subtree building). *Building a (sub)tree T has I/O complexity $\mathcal{O}(|T|/B + (\log_B N)/\varepsilon + 1)$ and time complexity $\mathcal{O}(|T| + \log N)$.*

Proof. We have already proven the complexity of DFS of a memory interval in Theorem 8. Here we can proceed as if performing DFS of the last memory interval, because all the other intervals contain just the ancestors of the vertices in the last one. We only need to show that accessing the arrays I, J, K do not worsen the I/O complexity.

We access the arrays I, J, K in two cases. The first one is when we access the currently visited vertex. It is similar to accessing the stack of ancestors, which is accounted in Theorem 8. The second case is accessing the more distant vertex of the green and red arrows in Figure 7; we further analyze this case.

We partition T by smallest possible decomposition subtrees of heights at least $\lceil \log B \rceil$. The top-most one may contain even vertices outside of T ; the others are partitioning of the rest. Each of those subtrees occupies at least one cache block and parts of I, J, K corresponding to the branch of a specific subtree still fit in cache at the same time. We distinguish short (red/green) arrows inside individual subtrees and long arrows between different subtrees.

When calculating indices on the leftmost branch inside a subtree (short green arrows), we can keep them in memory to the time we visit them. Similarly, when calculating indices from already visited vertices inside a subtree (short red arrows), they might have been kept in memory from the time they were visited. No extra blocks should be loaded for these cases.

When calculating indices of other vertices (long arrows) they are always roots of the subtrees. We pay for loading the more distant vertex by the subtree. \square

2.5 Initialization and subtree insertion and removal

The data structure initialization consists of creation of a new a -ary tree \mathcal{T} and creation of the auxiliary array $h[]$; its only argument is the height of the tree, which stays fixed throughout the data structure existence. The operations of subtree insertion and removal both take a vertex v and an index c of its child as the arguments; they either create a new a -ary subtree as c -th child of v or remove existing c -th child of v , respectively. See Algorithms 1, 2, 3 for exact implementation.

We can divide all three operations into three phases: identification of PMA changes, updating \mathcal{P} , updating \mathcal{T} .

The first phase should determine memory intervals for removal or places and counts of vertices for insertion. Its complexity is bounded by search complexity as described in Section 2.3 and it yields $\mathcal{O}(\log \log S)$ memory intervals for removal or places for insertion, where S is the size of the subtree to be inserted or removed.

The second phase, updating the PMA and recalculating pointers, has by Theorem 9 amortized I/O complexity $\mathcal{O}(S \cdot (\log^2 N)/B + (\log_B N \cdot \log \log S)/\varepsilon + 1)$ and amortized time complexity $\mathcal{O}(S \cdot \log^2 N)$.

The last phase involves building the new subtree in case of data structure initialization and subtree insertion. By Lemma 10, its I/O complexity is $\mathcal{O}(S/B + (\log_B N)/\varepsilon + 1)$ and time

complexity is $\mathcal{O}(S + \log N)$. In case of subtree removal it is just disconnecting the subtree from its parent, which can be done even before the PMA update. In such a case, DFS of pointer recalculation skips the removed tree, but it brings no asymptotic improvement and so we can still calculate the complexity as if no skipping happened to avoid further analysis of new holes in the memory.

This gives us the final theorem:

Theorem 11 (total complexity). *The amortized I/O complexity of data structure initialization, subtree insertion, or subtree removal is $\mathcal{O}(S \cdot (\log^2 N)/B + (\log_B N \cdot \log \log S)/\varepsilon + 1)$, where S is the size of the (sub)tree to be created or removed and N the size of the whole tree \mathcal{T} after insertion or initialization or before removal. The amortized time complexity is $\mathcal{O}(S \cdot \log^2 N)$.*

3 Persistent Array

In Section 3.1, we describe necessary parts of the original construction of persistent array and mention several lemmas from the original paper we will use without proofs. In Section 3.2, we propose our modifications incorporating CORoBTS into the persistent array and we compute the new I/O complexity of writes in Section 3.3.

3.1 Original construction

This section describes the original persistent array construction from [DFIÖ14] with no modifications, see the original paper for more details.

We think of writes as of points in two dimensional space-time, where indices of cells in the array grows to the right and versions to the up; each write overwrites one cell and creates a new version. The main part of the persistent array data structure are so called space-time trees (or ST-trees) storing these points.

Each node of an ST-tree represents a space-time rectangle. It is open in the up direction if there is nothing above it; we can still write into such a rectangle. Children of a node partition its rectangle. Roots of ST-trees represent rectangles of width U (whole array) and height at most U . After each U writes the rectangle of the root of topmost ST-tree is closed and a new ST-tree is created above it. We call *top* ST-tree the topmost one; other ST-trees are called *bottom*.

A subtree of height h containing leaves represents a rectangle of width 2^{h-1} ; all leaves are thus at the same depth. At the beginning, an ST-tree is binary, has just U leaves, which is power of two, and each of them represents one cell of the array. When needed, we can add somewhere a third child, which has the same horizontal boundary as one of the original children and is above it; it thus stores newer versions of the same subarray.

Each node stores the coordinates of its rectangle. When we add a new node representing a rectangle above it, we must *close* the bottom rectangles by adjusting their upward boundaries, which were originally infinite. Each leaf stores a value of its cell at the time of the bottom boundary of its rectangle, and if a point is contained within the rectangle, the leaf stores also a value of that single point.

During persistent read, we just need to navigate to the leaf whose rectangle contains the given coordinates – cell index and version. The leaf either contains the wanted point or the write occurred somewhere below it and we return the value at the bottom boundary. We store

a pointer to the leaf of the last persistent read query and on next query start navigating from this point to speed-up nearby reads.

We say a leaf is *full* if it contains a point; an internal node is full if it has two full children. When we add a point to a leaf, the leaf and possibly some of its ancestors become full. We find the bottommost non-full ancestor and *expand it*. Expansion means that we add to the node a third child whose rectangle will be above the full one and initialize its newly created binary subtree. It involves copying values on its bottom boundary to its leaves. We also close all the open rectangles under the newly created one, including the newly full nodes. After the operation all open rectangles are non-full.

Apart from ST-trees, the data structure contains also an ordinary array with the present version and pointers from each its cell to the corresponding ST-tree leaves representing the present version of the cell. Present reads are then handled directly by the ordinary array and writes can begin with overwriting the value and following the pointer to the open present leaf where the new value should be also written.

The last part of the persistent array is the log of all writes which have been performed so far. If we want to write to a cell with higher index than U , all except the log should be destroyed and rebuild with U doubled by performing all the writes from the log.

To maintain locality, ST-trees are stored in van Emde Boas memory layout parametrized by $0 < \varepsilon \leq 1/2$ as in Definition 2. To allow efficient insertions of new subtrees, the top ST-tree is stored as the complete ternary tree of height $\log U + 1$. It thus occupies $\mathcal{O}(U^{\log_2 3})$ of space, but at most $\mathcal{O}(U \log U)$ is actually used. When a new top ST-tree is created, the previous one is *compressed* by removing holes so that it occupies only the space which is needed.

The following lemmas are proven in [DFIÖ14] and apply also to our modified version proposed in Section 3.2.

Lemma 12. *Any induced binary tree of height h will be stored in $\mathcal{O}(1 + 2^h / B^{(1-\varepsilon)/\log 3})$ blocks.*

Lemma 13. *The amortized number of times a node gains a third child following an insertion into its subtree of height h is $\mathcal{O}(1/2^h)$.*

Lemma 14. *Compression of the top tree into a bottom tree costs $\mathcal{O}(U \log U / B^{(1-\varepsilon)/\log 3})$ block transfers.*

3.2 Our modifications

We modify persistent array by storing the topmost ST-tree in our CORoBTS data structure with arity between 2 and 3. This implies that there are no pointers to parents within the tree and so it is useless to store pointers to leaves from outside the tree. We replace the pointer leading to the leaf of the last persistent read by a *finger*, which consists of pointers to all vertices on the branch containing that leaf. We then use the finger as a stack of ancestors to walk around the tree. We also need to avoid pointers from cells of the array of present version. Here we use the same technique and maintain the second finger to the leaf of the last written position. We need to update the pointers of fingers during pointer recalculation, which has no impact on the complexity as long as there are only constant number of fingers.

Theorem 15 (space usage). *The space complexity of the persistent array with CORoBTS is $\mathcal{O}(U + V \log U)$.*

Proof. An ST-tree has size $\mathcal{O}(U)$ on its creation. By Lemma 13, each point contributes by $\mathcal{O}(2^h \cdot 1/2^h)$ of space to expansion of each of $\mathcal{O}(\log U)$ ancestors of the corresponding leaf,

where h is the height of the subtree to be inserted. Each point in the top ST-tree also contributes $\mathcal{O}(1)$ to creation of a new ST-tree. The space required for all ST-trees is $\mathcal{O}(U + V \log U)$.

The present array has $\mathcal{O}(U)$ cells and the log of all writes $\mathcal{O}(V)$ items. \square

The complexity of present and persistent reads stays unaffected. The complexity of writes is analyzed in the next section.

3.3 I/O complexity of writes

We first adapt our analysis of CORoBTS data structure to make it better fit into the framework of persistent array. A sequence of operations is analyzed here as a whole; we therefore take into account that some blocks may have been already present in cache when updating CORoBTS. In [DFIÖ14], it is assumed that the cache has at least $d \cdot \log_B U$ blocks for a sufficiently large constant d ; otherwise no cache is available to the ephemeral algorithm during persistent reads. We will utilize this assumption, too.

Lemma 16 (subtree insertion). *The I/O complexity of subtree insertion is $\mathcal{O}((S/B) \cdot \log^2 U + C \cdot (\log_B U)/\varepsilon)$, where S is the size of the inserted binary subtree and $C \geq 1$ number of blocks it will occupy, under the assumption that at least $d \cdot \log_B U$ blocks fit into cache for a sufficiently large constant d , which depends on ε .*

Let us further assume that we have preloaded $\mathcal{O}((\log_B U)/\varepsilon)$ blocks of internal data shared by all PMA updates, a memory interval containing the whole subtree of the parent node of the new subtree, including space for the new subtree and $\Theta(B \cdot (\log_B U)/\varepsilon)$ extra space at the beginning and end of the interval; let us also assume that the ancestors of all vertices stored in the interval are also loaded. Then the complexity of subtree insertion is $\mathcal{O}((S/B) \cdot \log^2 U)$ and the preloaded parts will be updated to correspond movements of the vertices and creation of the new subtree, which should be also loaded.

Proof. By Lemma 2, changes in PMA cost $\mathcal{O}((S/B) \cdot \log^2 U + C)$ or $\mathcal{O}((S/B) \cdot \log^2 U)$ with preloaded memory, both excluding pointer recalculation.

By Theorem 8, the complexity of one pass of pointer recalculation is $\mathcal{O}(|P|/B + (\log_B U)/\varepsilon)$, where P is the memory interval to be recalculated; by Theorem 9, it sums up in an amortized sense to $\mathcal{O}(S \cdot (\log^2 U)/B + L \cdot (\log_B U)/\varepsilon)$, where L is the number of calls to pointer recalculation; we discarded additive constants here assuming $U > B$. For one pass of pointer recalculation it is sufficient to load all blocks of the recalculated memory interval, ancestors of all vertices contained there and some other data internally used by PMA, which either is contained within $\mathcal{O}((\log_B U)/\varepsilon)$ blocks shared between all passes, or is bounded by $\mathcal{O}(|P|/B)$.

Each memory interval for recalculation intersects one of the C blocks in which the new tree will be stored. For each pass, we load in cache the intersected block, $\Theta(B \cdot (\log_B U)/\varepsilon)$ vertices around it and the ancestors of all these vertices; that all occupy $\mathcal{O}((\log_B U)/\varepsilon)$ blocks by Theorem 8, so we can keep it in cache between two consecutive passes if they share their intersected block. Now, all needed vertices for one pass are either preloaded or the $\mathcal{O}(|P|/B)$ part dominates the complexity, so we can bound the amortized cost of PMA updates incl. pointer recalculation by $\mathcal{O}((S/B) \cdot \log^2 U + C \cdot (\log_B U)/\varepsilon)$.

For the second part of the lemma, for each DFS pass we have either preloaded everything needed or $\mathcal{O}(|P|/B)$ dominates, so we avoid the $\mathcal{O}(C \cdot \log_B U)$ part completely.

During the DFS all blocks in which movements occur and all ancestors of their vertices are loaded, so we can update which of them should stay preloaded after the operation.

After reserving space for the new subtree, it should be build there, which is done by just another DFS not worsening the complexity.

Before PMA updates, we need to traverse the rightmost branch of the left sibling of the newly inserted subtree. This costs just another $\mathcal{O}((\log_B U)/\varepsilon)$ or is included in the preloaded memory.

The other data used internally such as local variables and extendable vectors may be kept allocated between calls. We either keep it whole in the cache, or keep there only its beginnings of size $\mathcal{O}((\log_B U)/\varepsilon)$ and pay loading of the rest by $\mathcal{O}(|P|/B)$.

The two fingers mentioned earlier can be kept in cache and updated at no cost. \square

Following [DFIÖ14], we analyze the complexity w.r.t. a given *ephemeral* algorithm running in the persistent memory, which executes a sequence of writes that would require $T(M', B')$ block transfers when executed ephemerally on an initially empty cache with size M' and block size B' . We lower both the cache and block size of the ephemeral algorithm and with each smaller *ephemeral* block loaded by the algorithm, we load also the necessary part of the ST-tree and keep it in cache as long as the ephemeral block should be kept there.

We express the complexity as the sum of two terms: The first one represents the memory described in the previous paragraph and the strategy for loading and evicting these full-sized blocks is derived from the ephemeral algorithm. The second term represents the remaining blocks needed by persistent array, which are loaded on demand and usually are not kept in the cache for a long time.

Lemma 17 (ephemeral memory). *Let us load for each ephemeral block in memory the leaves representing the present state of all ephemeral memory cells contained in the block, whole decomposition subtrees of height between $\log_3 B^{1-\varepsilon}$ and $\log_3 B$ containing the leaves, space after the subtrees as if they were ternary and other $\Theta(B \cdot (\log_B U)/\varepsilon)$ of space before and after them. Considering all full-sized blocks containing all the previous, we also load all ancestors of all vertices contained in these blocks. We note that all the subtrees have the same height and each leaf is contained in just one of them.*

Managing the memory controlled by the ephemeral algorithm then requires

$$\mathcal{O}\left(T\left(\frac{\varepsilon c M}{B^{1-\frac{1-\varepsilon}{\log 3}} \log_B U}, B^{\frac{1-\varepsilon}{\log 3}}\right) (\log_B U)/\varepsilon\right)$$

block transfers during a sequence of writes with ephemeral I/O complexity $T(M', B')$, where $0 < \varepsilon \leq 1/2$ and c is a sufficiently small constant, using $1/3$ of the real cache.

Proof. A ternary tree of the specified height fits into $\mathcal{O}(1)$ blocks of memory and contains at least $\Omega(2^{\log_3 B^{1-\varepsilon}}) = \Omega(B^{(1-\varepsilon)/\log 3})$ present leaves. One ephemeral block is then stored in $\mathcal{O}(1)$ of these ternary trees, which occupy $\mathcal{O}(1)$ full-sized blocks.

By Theorem 8, all vertices stored within a block, $\Theta(B \cdot (\log_B U)/\varepsilon)$ vertices before and after the block and all their ancestors occupy $\mathcal{O}(1 + (\log_B U)/\varepsilon) = \mathcal{O}((\log_B U)/\varepsilon)$ blocks assuming $U > B$. This is all we need to have loaded for one ephemeral block.

To keep in cache all ephemeral blocks which should be there, the needed reserved cache size is

$$\frac{\varepsilon c M}{B^{1-\frac{1-\varepsilon}{\log 3}} \log_B U} \cdot \frac{1}{B^{\frac{1-\varepsilon}{\log 3}}} \cdot \mathcal{O}((\log_B U)/\varepsilon) \cdot B = M/3$$

for a sufficiently small constant c .

Having stored all these blocks in cache, we can freely move our finger between the leaves at no cost. If the ephemeral algorithm evicts a block by another, we just replace $\mathcal{O}((\log_B U)/\varepsilon)$ full-sized blocks in cache. \square

Lemma 18 (single write I/O). *The amortized I/O complexity of a single write operation is*

$$\mathcal{O}\left(\frac{\log^3 U}{\varepsilon B^{\frac{1-\varepsilon}{\log 3}}}\right)$$

under the assumption that the ephemeral block to be written into, all its contemporary parts mentioned in Lemma 17 and $\mathcal{O}((\log_B U)/\varepsilon)$ blocks shared by all PMA updates from Lemma 16 are already loaded in the cache.

After the operation, the set of blocks required to be loaded by Lemma 17 might have changed, because present state is represented by different vertices and some vertices might have been moved by PMA. Loading missing blocks is also included in the complexity of write operation.

Proof. We first consider the common case, where the top ST-tree contains less than U points. During write operation, one of the ancestors of the present leaf corresponding to the cell we are writing to should be expanded, which involves insertion of a new subtree under the node. We calculate the amortized complexity of the write as the sum of its contributions to all the ancestors:

$$\mathcal{O}\left(\sum_{j=1}^{\log U} \frac{1}{2^j} \cdot \frac{2^j}{B^{\frac{1-\varepsilon}{\log 3}}} \cdot (\log^2 U)/\varepsilon\right) = \mathcal{O}\left(\frac{\log^3 U}{\varepsilon B^{\frac{1-\varepsilon}{\log 3}}}\right).$$

The sum is over the heights of subtrees rooted at the nodes for expansion. The first fraction in the sum divides the cost of the expansion into 2^h insertions, which has to occur beforehand by Lemma 13. The rest is the cost of the expansion. We distinguish two cases.

In the first case, the second fraction is at least 1. The size of subtree to be inserted is 2^{j-1} and by Lemma 12 it should occupy $\mathcal{O}(2^{j-1}/B^{(1-\varepsilon)/\log 3} + 1) \subseteq \mathcal{O}(2^j/B^{(1-\varepsilon)/\log 3})$ blocks. By Lemma 16, the complexity of subtree insertion is $\mathcal{O}((2^{j-1}/B) \cdot \log^2 U + (2^j/B^{(1-\varepsilon)/\log 3}) \cdot (\log_B U)/\varepsilon) \subseteq \mathcal{O}((2^j/B^{(1-\varepsilon)/\log 3}) \cdot (\log^2 U)/\varepsilon)$. We further need to populate the inserted subtree with the values stored in the corresponding binary subtree representing the previous present state of the ephemeral memory and close rectangles in that subtree. The old subtree is stored in the same number of blocks as the new one.

In the second case, the second fraction is less than 1, the subtree of the node to be expanded has height less than $\log_3 B^{1-\varepsilon}$ and so by Lemma 17 it is whole preloaded in the cache along with $\Theta(B \cdot (\log_B U)/\varepsilon)$ cells around it and the corresponding ancestors. By Lemma 16, we need to load only additional $\mathcal{O}((2^{j-1}/B) \cdot \log^2 U) \subseteq \mathcal{O}((2^j/B^{(1-\varepsilon)/\log 3}) \cdot \log^2 U)$ blocks. Both the old and new trees are part of the preloaded memory, so we can freely walk through them.

If the top ST-tree already contained U points, we need to create new ST-tree. As this occurs once per U writes, by Lemma 14 the amortized cost is $\mathcal{O}((\log U)/B^{(1-\varepsilon)/\log 3})$. \square

Resizing the array by doubling its size is not analyzed here as it is not different to the original construction. The final I/O complexity of writes is as follows:

Theorem 19 (write I/O). *Let $T(M', B')$ be the ephemeral I/O complexity of a sequence of writes with an initially empty cache of size M' and block size B' . Then the total amortized I/O complexity of the sequence of k writes into the persistent array is*

$$\mathcal{O}\left(T\left(\frac{\varepsilon c M}{B^{1-\frac{1-\varepsilon}{\log 3}} \log_B U}, B^{\frac{1-\varepsilon}{\log 3}}\right) (\log_B U)/\varepsilon + k \cdot \frac{\log^3 U}{\varepsilon B^{\frac{1-\varepsilon}{\log 3}}}\right)$$

for a sufficiently small constant c . If each cell is written to at most once during the sequence, the complexity is

$$\mathcal{O}\left(\frac{1}{\varepsilon} \cdot T\left(\frac{\varepsilon c M}{B^{1-\frac{1-\varepsilon}{\log 3}} \log U}, \frac{B^{\frac{1-\varepsilon}{\log 3}}}{\log B}\right) \log_B U \cdot \log^2 U\right).$$

Proof. The first complexity follows directly from Lemma 17 and Lemma 18. We get the second one by bounding k by the number of preloaded cells with lowered ephemeral block and cache size by another factor of $\log B$:

$$k \in \mathcal{O}\left(T\left(\frac{\varepsilon c M}{B^{1-\frac{1-\varepsilon}{\log 3}} \log U}, \frac{B^{\frac{1-\varepsilon}{\log 3}}}{\log B}\right) \cdot \frac{B^{\frac{1-\varepsilon}{\log 3}}}{\log B}\right)$$

□

Conclusion

We have described and analyzed a new data structure CORoBTS for storing search trees of bounded arity in a cache-oblivious way under the operations of insertions and removals of subtrees. As part of the analysis, we have shown that depth-first search of a continuous part of memory of a tree stored in van Emde Boas layout has almost as good I/O complexity as the simple forward scan of the memory. We have incorporated CORoBTS data structure into an existing persistent array data structure, which led to a significant space improvements in the case of large array and low number of writes at the cost of polylogarithmic slowdown of writes.

Future research may consider using alternative versions of packed-memory array. Bender and Hu [BH07] developed an *adaptive packed-memory array*, which improves I/O complexity of specific patterns of updates from $\mathcal{O}((\log^2 N)/B)$ to $\mathcal{O}((\log N)/B)$; they do not apply directly, but further analysis may get them useful. In 2006, Bender et al. came with an idea of aligning PMA segments to subtrees [BFCK06]. This approach may help avoiding the $\mathcal{O}(\log_B N)$ term in CORoBTS I/O complexity, but it cannot be used straightforwardly due to its requirement of same-height subtrees having similar size, which is not fulfilled here. Many other improvements of packed memory array were also proposed by Leo and Boncz [DLB19]. Finally, there is a data structure similar to PMA which permits some segments to be swapped improving the I/O complexity of updates to $\mathcal{O}((\log \log N)^{2+\varepsilon})$ [BCD⁺02]; replacing PMA with this data structure may possibly also improve the I/O complexities of updates, but it will make analysis much more complicated. As a minor improvement, using the hierarchical memory layouts of Lindstrom and Rajan [LR14] instead of vEB layout may improve search complexity by a constant factor.

We would like to thank our supervisor Jiří Fink for workflow guidance and continuous proofreading. We also thank to Matej Lieskovský for his participation in the early stages of the research from which content of this paper arose and for the final paper review.

References

- [BCD⁺02] Michael A Bender, Richard Cole, Erik D Demaine, et al. Scanning and traversing: Maintaining data for traversals in a memory hierarchy. In *European Symposium on Algorithms*, pages 139–150. Springer, 2002. doi:10.1007/3-540-45749-6_16.

- [BCR02] Michael A Bender, Richard Cole, and Rajeev Raman. Exponential structures for efficient cache-oblivious algorithms. In *International Colloquium on Automata, Languages, and Programming*, pages 195–207. Springer, 2002. doi:10.1007/3-540-45465-9_18.
- [BDFC05] Michael A Bender, Erik D Demaine, and Martin Farach-Colton. Cache-oblivious B-trees. *SIAM Journal on Computing*, 35(2):341–358, 2005. doi:10.1137/s0097539701389956.
- [BDIW04] Michael A Bender, Ziyang Duan, John Iacono, and Jing Wu. A locality-preserving cache-oblivious dynamic dictionary. *Journal of Algorithms*, 53(2):115–136, 2004. doi:10.1016/j.jalgor.2004.04.014.
- [BFCK06] Michael A Bender, Martin Farach-Colton, and Bradley C Kuszmaul. Cache-oblivious string b-trees. In *Proceedings of the twenty-fifth ACM SIGMOD-SIGACT-SIGART symposium on Principles of database systems*, pages 233–242, 2006. doi:10.1145/1142351.1142385.
- [BFJ02] Gerth Stølting Brodal, Rolf Fagerberg, and Riko Jacob. Cache oblivious search trees via binary trees of small height. In *Proceedings of the thirteenth annual ACM-SIAM symposium on Discrete algorithms*, pages 39–48, 2002.
- [BH07] Michael A Bender and Haodong Hu. An adaptive packed-memory array. *ACM Transactions on Database Systems (TODS)*, 32(4):26–es, 2007. doi:10.1145/1292609.1292616.
- [DFIÖ14] Pooya Davoodi, Jeremy T Fineman, John Iacono, and Özgür Özkan. Cache-oblivious persistence. In *European Symposium on Algorithms*, pages 296–308. Springer, 2014. doi:10.1007/978-3-662-44777-2_25.
- [DLB19] Dean De Leo and Peter Boncz. Packed memory arrays-rewired. In *2019 IEEE 35th International Conference on Data Engineering (ICDE)*, pages 830–841. IEEE, 2019. doi:10.1109/ICDE.2019.00079.
- [FLPR99] Matteo Frigo, Charles E Leiserson, Harald Prokop, and Sridhar Ramachandran. Cache-oblivious algorithms. In *40th Annual Symposium on Foundations of Computer Science (Cat. No. 99CB37039)*, pages 285–297. IEEE, 1999. doi:10.1109/SFFCS.1999.814600.
- [LR14] Peter Lindstrom and Deepak Rajan. Optimal hierarchical layouts for cache-oblivious search trees. In *2014 IEEE 30th International Conference on Data Engineering*, pages 616–627. IEEE, 2014. doi:10.1109/ICDE.2014.6816686.
- [MS18] Dinesh P Mehta and Sartaj Sahni. *Handbook of Data Structures and Applications*. Taylor & Francis, 2018.
- [Pro99] Harald Prokop. Cache-oblivious algorithms. Master’s thesis, Department of Electrical Engineering and Computer Science, Massachusetts Institute of Technology, 1999.
- [SSS16] Riku Saikkonen and Eljas Soisalon-Soininen. Cache-sensitive memory layout for dynamic binary trees. *The Computer Journal*, 59(5):630–649, 2016. doi:10.1093/comjnl/bxv090.

- [ST85] Daniel D Sleator and Robert E Tarjan. Amortized efficiency of list update and paging rules. *Communications of the ACM*, 28(2):202–208, 1985. doi:10.1145/2786.2793.
- [UAH13] Ibrahim Umar, Otto Anshus, and Phuong Ha. Deltatree: A practical locality-aware concurrent search tree. *arXiv preprint arXiv:1312.2628*, 2013. doi:10.48550/arXiv.1312.2628.

4 Appendix

4.1 Algorithms

```

1 Init(integer  $H$ )
2    $h[] \leftarrow$  new array of size  $H$ 
3    $h[0] = H$ 
4    $i \leftarrow 0$ 
5   for  $i \leftarrow \{0, \dots, H-1\}$ :
6      $h' \leftarrow h[i]$ 
7     while  $h' > 1$ :
8        $h'' \leftarrow h'$ 
9        $h' \leftarrow \max(\lfloor \varepsilon h' \rfloor, 1)$ 
10       $h[i + h'] \leftarrow h'' - h'$ 
11 array  $N \leftarrow$  NewSubtreeIntervalsSizes(0)
12 array  $M \leftarrow$  PMABatchUpdate((INSERT, null,  $N$ ))
13  $v \leftarrow$  BuildSubtree(0,  $M$ )
   store  $v$  as root of the tree

```

Algorithm 1: Initializing a new instance of the data structure by building a -ary tree of height H .

```

1 InsertSubtree(vertex  $v$ , integer  $c$ )
2   if  $c > 0$ :
3     array  $V \leftarrow$  SubtreeIntervalsEnds( $(c-1)$ -th child of  $v$ )
4   else: //  $c = 0$ 
5     array  $V \leftarrow$  SubtreeIntervalsBeginnings( $c$ -th child of  $v$ )
6     for each  $w \in V$ :  $w \leftarrow$  the vertex just before  $w$  in memory
7   array  $N \leftarrow$  NewSubtreeIntervalsSizes( $d(v) + 1$ )
8   array  $O \leftarrow$  array of triples (type = INSERT, vertex, count) of same size as  $N$ 
9   for  $i \in \{0, \dots, N.size-1\}$ :  $O[i] \leftarrow$  (INSERT,  $V[i]$ ,  $N[i]$ )
10  array  $M \leftarrow$  PMABatchUpdate( $O$ )
11   $w \leftarrow$  BuildSubtree( $d(v) + 1$ ,  $M$ )
   add  $w$  as  $c$ -th child of  $v$ 

```

Algorithm 2: Inserting a new a -ary subtree as c -th child of vertex v .

```

1 RemoveSubtree(vertex  $v$ , integer  $c$ )
2    $U \leftarrow$  SubtreeIntervalsBeginnings( $c$ -th child of  $v$ )
3    $V \leftarrow$  SubtreeIntervalsEnds( $c$ -th child of  $v$ )
4   remove  $c$ -th child from  $v$ 
5   array  $O \leftarrow$  array of triples (type = REMOVE, vertex, vertex) of same size as  $U$ 
6   for  $i \in \{0, \dots, U.size-1\}$ :  $O[i] \leftarrow$  (REMOVE,  $U[i]$ ,  $V[i]$ )
   PMABatchUpdate( $O$ )

```

Algorithm 3: Removing subtree rooted at c -th child of vertex v .

```

PMABatchUpdate(array  $O$  of operations)
1  // transform pointers to indices in  $\mathcal{P}$ 
2  array  $O' \leftarrow O$  as array of triples  $(.t = \text{INSERT}, .i, .n)$  and  $(.t = \text{REMOVE}, .i, .j)$ 
3  // create array  $I$  of intervals for vertex redistribution and prepare  $\mathcal{P}'$ 
4   $I, m \leftarrow \text{PMAGetIntervals}(O')$ 
5   $\mathcal{P}' \leftarrow \mathcal{P}$  (as reference) if  $m = \mathcal{P}.\text{size}$  else new array of  $m$  empty vertices
6  // write new positions into vertices, create array  $M$  of references to new vertices
7   $M \leftarrow$  empty array with same capacity as  $O'$  of arrays of vertices in  $\mathcal{P}'$ 
8   $\text{PMACalcNewPositions}(O', I, \mathcal{P}', M)$ 
9  // create array  $B$  of updated children pointers (preallocated, size as  $\mathcal{P}$ ; or extendable)
10  $B \leftarrow$  empty array of triples (vertex, child index, child vertex)
11 for intervals  $(l, r, \_)$  in  $I$ :  $\text{RecalculatePointers}(\mathcal{P}[l..r], B)$ 
12 // apply PMA movements
13 for each  $(l, r, \_)$  in  $I$ :
14     // backward scan: move entries of  $\mathcal{P}$  to the end of interval, clear removed
15      $j \leftarrow r$ 
16     for  $i$  in  $(r, \dots, l)$ :
17         if  $\mathcal{P}[i]$  is non-empty:
18             if  $\mathcal{P}[i]$  contains its new position:
19                 move  $\mathcal{P}[i]$  to  $\mathcal{P}[j]$ 
20                  $j \leftarrow j - 1$ 
21             else: make  $\mathcal{P}[i]$  empty
22     // forward scan: move entries to their final positions
23     while  $j < r$ :
24          $j \leftarrow j + 1$ 
25         move  $\mathcal{P}[j]$  to the position stored inside it and clear that value
26 if  $\mathcal{P} \neq \mathcal{P}'$ :
27     delete array  $\mathcal{P}$ 
28      $\mathcal{P} \leftarrow \mathcal{P}'$  (as reference)
29 // apply changed pointers from  $B$ 
30 for each (vertex  $v$ , integer  $c$ , vertex  $w$ ) in  $B$ :
31     set  $c$ -th child of  $v$  to  $w$  (in  $\mathcal{P}$ )
32     clear  $(v, c, w)$  item in  $B$ 
33 // initialize new vertices
34 for each  $v$  in each array of  $M$ : initialize  $v$ 
35 return  $M$ 

```

Algorithm 4: Reserving or disposing space in PMA, multiple such operations may be performed by one call. We are given an array O of operations to be performed. Each operation is a triple of its type (INSERT or REMOVE) and for INSERT one existing vertex (or null) and number of vertices to be inserted after it, for REMOVE the first and last vertex of interval to be removed. All vertices for removal should have been already disconnected from the tree. The method moves some vertices within \mathcal{P} (or even resizes it) and recalculates affected pointers between vertices using `RecalculatePointers`. It returns two-dimensional array M of pointers to new vertices in \mathcal{P} ; $M[i][j]$ points to the j -th new vertex after the vertex of i -th INSERT operation.

PMAGetIntervals(array O')

```

1   $I \leftarrow$  empty array of triples (first index  $.l$ , last  $.r$ , count of vertices  $.n$ ), capacity as  $O'$ 
2   $o \leftarrow 0$  // index in  $O'$ 
3  while  $o < O'.size$ 
4    // init scan in PMA block where current operation  $O'[o]$  occurs
5     $m \leftarrow \lceil \log(\mathcal{P}.size + 1) \rceil$  // nodes' capacity on current level (of leaf nodes now)
6     $\rho_{min}, \rho_{max} \leftarrow 1/8, 1$  // density bounds on current level, top-level is (2/8, 7/8)
7     $\rho_{\Delta} \leftarrow 1/(8 \log_2(\mathcal{P}.size/m))$  // difference of  $\rho_{min}, \rho_{max}$  between levels, NaN on init
8    if  $O'[o] = \text{INSERT}$  and  $O'[o].i = -1$ : // special case: inserting at the beginning
9       $b \leftarrow 0$ ;  $n \leftarrow O'[o].n$ ;  $o \leftarrow o + 1$ 
10   else:
11      $b \leftarrow \lfloor O'[o].i/m \rfloor$  // current node number (of capacity  $m$ ) on the level
12      $n \leftarrow 0$  // number of found vertices in the node
13      $l, r \leftarrow b \cdot m, (b + 1) \cdot m - 1$  // first and last index of current node
14      $i \leftarrow l$ ;  $d \leftarrow 1$  // current index within node and scan direction (+1 or -1)
15   repeat:
16     // scan in direction  $d$ 
17     while  $l \leq i \leq r$ :
18       if  $\mathcal{P}[i]$  is non-empty:
19          $n \leftarrow n + 1$ 
20         if  $d = 1$  and  $o < O'.size$ : // take changes in  $O'$  into account in forward scan
21           if  $O'[o].t = \text{REMOVE}$  and  $O'[o].i \leq i \leq O'[o].j$ :
22              $n \leftarrow n - 1$ 
23             if  $i = O'[o].j$ :  $o \leftarrow o + 1$ 
24             if  $O'[o].t = \text{INSERT}$  and  $O'[o].i = i$ :
25                $n \leftarrow n + O'[o].n$ ;  $o \leftarrow o + 1$ 
26            $i \leftarrow i + d$ 
27     // determine new scan direction, merge with previous interval if possible
28   repeat:
29      $d \leftarrow -1^d$ 
30     if  $d = 1$  or  $I$  is empty or  $I.last.r + 1 \neq l$ : break
31      $l \leftarrow I.last.l$ ;  $n \leftarrow n + I.last.n$ ;  $m \leftarrow 2m$ ;  $b \leftarrow \lfloor b/2 \rfloor$ ; delete  $I.last$ 
32      $\rho_{min}, \rho_{max} \leftarrow \rho_{min} + \rho_{\Delta}, \rho_{max} - \rho_{\Delta}$ 
33   // check density
34   if  $\rho_{min} \leq n/m \leq \rho_{max}$ :  $I.append((l, r, n))$ ; break
35   // check if total rebuild is needed; get top-level density in (3/8, 6/8) in that case
36   if  $m = \mathcal{P}.size$ :  $I.append((l, r, n))$ ; return  $I, \lceil [N \cdot 4/3] \rceil$ 
37   // prepare for scan continuation
38   if  $d = 1$ :  $i \leftarrow r + 1$ ;  $r \leftarrow r + m$ 
39   else:  $i \leftarrow l - 1$ ;  $l \leftarrow l - m$ 
40    $m \leftarrow 2m$ ;  $b \leftarrow \lfloor b/2 \rfloor$ ;  $\rho_{min}, \rho_{max} \leftarrow \rho_{min} + \rho_{\Delta}, \rho_{max} - \rho_{\Delta}$ 
41 return  $I, \mathcal{P}.size$ 

```

Algorithm 5: Part of PMABatchUpdate. It takes the array of operations O' with indices to \mathcal{P} instead of pointers; as defined in PMABatchUpdate. It finds memory intervals whose vertices should be uniformly redistributed. It returns an array I and needed size of \mathcal{P} . The array I consists of triples, each containing indices of first and last vertex of the interval and number of vertices which should be in that interval after performing all operations in O' . If the needed size of \mathcal{P} is different to the current one, then I contains the only interval referring to whole \mathcal{P} .

```

1  PMACalcNewPositions(array  $O'$ , array  $I$ , PMA memory  $\mathcal{P}'$ , array  $M$ )
2   $o \leftarrow 0$ 
3  for each  $(l, r, n)$  in  $I$ :
4       $m \leftarrow r - l + 1$ 
5      if  $m = \mathcal{P}.size$ :  $m \leftarrow \mathcal{P}'.size$ 
6       $j \leftarrow 0$ 
7      if  $o < O'.size$  and  $O'[o] = \text{INSERT}$  and  $O'[o].i = -1$ :
8          // special case: inserting at the beginning
9           $M.append(\text{empty array with capacity } O'[o].n \text{ of vertices})$ 
10         repeat  $O'[o].n$  times:
11              $M.last.append(\mathcal{P}'[l + j \cdot m/n])$  (as reference)
12              $j \leftarrow j + 1$ 
13          $o = o + 1$ 
14     for  $i$  in  $(l, \dots, r)$ :
15         if  $\mathcal{P}[i]$  is non-empty:
16             if  $o < O'.size$  and  $O'[o].t = \text{REMOVE}$  and  $O'[o].i \leq i \leq O'[o].j$ :
17                 if  $i = O'[o].j$ :  $o \leftarrow o + 1$ 
18             else:
19                 set pointer to new position of  $P[i]$  to point to  $\mathcal{P}'[l + j \cdot m/n]$ 
20                  $j \leftarrow j + 1$ 
21         if  $o < O'.size$  and  $O'[o].t = \text{INSERT}$  and  $O'[o].i = i$ :
22              $M.append(\text{empty array with capacity } O'[o].n \text{ of vertices})$ 
23             repeat  $O'[o].n$  times:
24                  $M.last.append(\mathcal{P}'[l + j \cdot m/n])$  (as reference)
25                  $j \leftarrow j + 1$ 
26              $o = o + 1$ 

```

Algorithm 6: Part of `PMABatchUpdate`. It computes new positions of vertices after performing all operations. It takes the array of operations O' with indices to \mathcal{P} instead of pointers, array of intervals I with resulting number of vertices in them and target PMA memory \mathcal{P}' , which usually equals \mathcal{P} ; all as defined in `PMABatchUpdate`. It writes pointers to new positions of vertices into them and writes pointers to target positions of new vertices into M , which is then returned by `PMABatchUpdate`.

```

RecalculatePointers(memory interval  $P$  of  $\mathcal{P}$ , ref array  $B$ ):
1  // create stack of important leftmost vertices of different levels
2   $V \leftarrow$  empty stack of pairs (vertex  $v$ , integer  $n$ )
3   $n \leftarrow 0$  // number of remaining vertices of  $P$  to visit
4   $d \leftarrow -1$ 
5  for  $v \in P$ :
6      if  $d < d(v)$ :
7           $V.append((v, n))$ 
8           $d \leftarrow d(v)$ 
9           $n \leftarrow n + 1$ 
10 // depth-first search
11  $v_0 \leftarrow V.top.v$  // next vertex of  $P$  to visit, or null to continue DFS
12  $v \leftarrow$  root of  $\mathcal{T}$  // currently visited vertex
13  $S \leftarrow$  empty stack of ancestors of  $v$ 
14 repeat:
15     if  $v \in P$ :
16         if  $v \neq$  root of  $\mathcal{T}$ :
17              $u \leftarrow S.top$  // parent of  $v$ 
18              $B.append((\text{new position of } u, \text{index of } v \text{ under } u, \text{new position of } v))$ 
19              $n \leftarrow n - 1$ 
20             while  $v$  is in memory before  $V.top.v$ :  $V.pop()$ 
21             if  $n = V.top.n$ : // just  $v$  and all vertices after it are now visited from  $P$ 
22                  $V.pop()$ 
23                 if  $n = 0$ : break // all vertices were visited
24                  $v_0 \leftarrow V.top.v$ 
25             if  $v_0 \neq \text{null}$ : // navigate to  $v_0$ 
26                 while  $v_0$  is not in subtree of  $v$ :  $v \leftarrow S.pop()$ 
27                  $S.push(v)$ 
28                  $v \leftarrow$  child of  $v$  on branch with  $v_0$ 
29                 if  $v = v_0$ :  $v_0 \leftarrow \text{null}$ 
30             else: // continue DFS
31                  $v' \leftarrow \text{null}$ 
32                 while  $v \neq \text{null}$ :
33                      $v' \leftarrow$  child of  $v$  which is right sibling of  $v'$  (or leftmost if null), or null
34                     if  $v' \neq \text{null}$  and ( $v \notin P$  or  $v' \in P$ ): // go down
35                          $S.push(v)$ 
36                          $v \leftarrow v'$ 
37                     break
38                 else: // go up
39                      $v' \leftarrow v$ 
40                      $v \leftarrow S.pop()$ 

```

Algorithm 7: Pointer recalculation as part of PMA data movements. We are given memory interval $P \subseteq \mathcal{P}$ of vertices to be moved with pointers to new positions within the vertices and we should append to preallocated array B which pointers to children should be changed and how. After returning from this procedure, vertices in P will be moved to their new positions and then pointers will be updated according to B .

```

1  BuildSubtree(integer  $d_0$ , array  $M[][]$  of vertices in  $\mathcal{P}$ )
2      array  $I[d_0..H-1], J[d_0..H-1]$  // positions in  $M$  for individual levels
3      array  $K[d_0..H-1]$  // number of times vertices on last branch were visited
4      // initialize  $I, J, K$ 
5       $i \leftarrow 0$ 
6       $d \leftarrow d_0$ 
7      while  $d < H$ :
8           $J[d] \leftarrow 0$ 
9          repeat  $h[d]$  times:
10              $I[d] \leftarrow i$ 
11              $d \leftarrow d + 1$ 
12              $i \leftarrow i + 1$ 
13       $K[d_0] \leftarrow 0$ 
14      // DFS building the new subtree
15       $d \leftarrow d_0$ 
16      while  $d \geq d_0$ :
17           $K[d] \leftarrow K[d] + 1$ 
18          if  $K[d] = 1$ :
19              // first visit, init vertex data
20               $d(M[I[d]][J[d]]) \leftarrow d$ 
21          if  $d = H - 1$ :
22              // leaf, go up
23               $d \leftarrow d - 1$ 
24          else if  $K[d] = 1$ :
25              // first visit, non-leaf, init some vertices on the leftmost branch (green arrows)
26               $h' \leftarrow h[d]$ 
27              while  $h' > 1$ :
28                   $h' \leftarrow \max(\lfloor \varepsilon h' \rfloor, 1)$ 
29                   $J[d + h'] \leftarrow J[d] + (a^{h'} - 1)/(a - 1)$  //  $= J[d] + \sum_{i=0}^{h'-1} a^i$ 
30                   $K[d + 1] \leftarrow 0$ 
31                  add vertex  $M[I[d + 1]][J[d + 1]]$  as first child of vertex  $M[I[d]][J[d]]$ 
32                   $d \leftarrow d + 1$ 
33          else if  $K[d] \leq a$ :
34              // other but not last visit, init next child (red arrows)
35               $J[d + 1] \leftarrow J[d + h[d + 1]] + 1$ 
36               $K[d + 1] \leftarrow 0$ 
37              add vertex  $M[I[d + 1]][J[d + 1]]$  as next child of vertex  $M[I[d]][J[d]]$ 
38               $d \leftarrow d + 1$ 
39          else if  $K[d] = a + 1$ :
40              // last visit, go up
41               $d \leftarrow d - 1$ 
42      return  $M[0][0]$ 

```

Algorithm 8: Building a new subtree with root at depth d_0 in a reserved space given by M . The vertex $M[i][j]$ is the j -th one in the i -th memory interval. The subtree is being built via DFS and its root is returned to be connected to its new parent.


```

NewSubtreeIntervalsSizes(integer  $d$ )
1   array  $N[]$ 
2    $n \leftarrow 1$  // number of subtrees in  $i$ -th memory interval
3   while  $d < H$ :
4        $N.append(n \cdot (a^{h[d]} - 1)/(a - 1))$ 
5        $n \leftarrow n \cdot a^{h[d]}$ 
6        $d \leftarrow d + h[d]$ 
7   return  $N$ 

```

Algorithm 9: Calculating sizes of (possibly isolated) memory intervals needed to store a new a -ary (sub)tree with root at depth d . It returns an array of number of vertices in each memory interval. The array have the same indexing as arrays from `SubtreeIntervalsBeginnings` and `SubtreeIntervalsEnds`, which allows reserving space for a new sibling subtree of an existing one before or after its intervals.

```

SubtreeIntervalsBeginnings(vertex  $v$ )
1   array  $V[]$ 
2   repeat:
3        $V.append(v)$ 
4       repeat  $(h(v) - 1)$  times:
5            $v \leftarrow$  leftmost child of  $v$ 
6       break if  $v$  is leaf
7        $v \leftarrow$  leftmost child of  $v$ 
8   return  $V$ 

```

Algorithm 10: Calculating beginnings of (possibly isolated) memory intervals containing an existing subtree rooted at vertex v . It returns an array of first vertices in each interval.

```

SubtreeIntervalsEnds(vertex  $v$ )
1   array  $V[]$ 
2   repeat:
3       repeat  $(h(v) - 1)$  times:
4            $v \leftarrow$  rightmost child of  $v$ 
5        $V.append(v)$ 
6       break if  $v$  is leaf
7        $v \leftarrow$  rightmost child of  $v$ 
8   return  $V$ 

```

Algorithm 11: Calculating ends of (possibly isolated) memory intervals containing an existing subtree rooted at vertex v . It returns an array of last vertices in each interval.