

Safety Index Synthesis via Sum-of-Squares Programming

Weiyue Zhao*, Tairan He*, Tianhao Wei, Simin Liu and Changliu Liu

Abstract—Control systems often need to satisfy strict safety requirements. Safety index provides a handy way to evaluate the safety level of the system and derive the resulting safe control policies. However, designing safety index functions under control limits is difficult and requires a great amount of expert knowledge. This paper proposes a framework for synthesizing the safety index for general control systems using sum-of-squares programming. Our approach is to show that ensuring the non-emptiness of safe control on the safe set boundary is equivalent to a local manifold positiveness problem. We then prove that this problem is equivalent to sum-of-squares programming via the Positivstellensatz of algebraic geometry. We validate the proposed method on robot arms with different degrees of freedom and ground vehicles. The results show that the synthesized safety index guarantees safety and our method is effective even in high-dimensional robot systems.

I. INTRODUCTION

Energy-function-based algorithms [1] have been widely studied as appealing tools for safe control. When properly designed, the energy function (also called the safety index or barrier function) maps dangerous states to high values and safe states to low values. Then, safety can be ensured by finding a control input that dissipates the energy. However, when control limits exist, this desired safe control may not be realizable and thus the safety guarantee may be broken. Therefore, it is important to account for control limits in energy function design.

Accounting for control limits in safety index design is challenging, because we have to ensure the feasibility of safe control at *infinitely many* states. This feasibility constraint itself can be quite complex, as it is a function of the control limits, system dynamics, and safety requirements. There have been various approaches to safety index synthesis under control limits. Some works assume that the dynamical system has a special structure (i.e. kinematic bicycle, Euler-Lagrange), which enables hand-derivation of a safety index [2]–[4]. Another approach is to formulate synthesis as optimizing parameters within some safety index function form [5], [6]. However, these methods do not scale well to high-dimensional systems.

Sum-of-Squares Programming (SOSP) has been applied to safety index synthesis [5], [7], as it is a powerful tool for dealing with optimization problems with infinitely many constraints. The issue with existing SOSP-based synthesis techniques is that they try to enforce existence of safe control

for *all states in the state space* [5], [7]. This is otherwise known as enforcing a *global positiveness* constraint [8].

In this work, we highlight that instead of satisfying *global positiveness* constraints, it is sufficient for the safety index to satisfy *local manifold positiveness* constraints, which enables the corresponding safety index design to be much less conservative. That means we can find solutions (a valid safety index) more often. Subsequently, we propose a general, scalable, efficient SOSP-based method to transform safety index synthesis problem into a nonlinear programming problem that can be solved efficiently by off-the-shelf solvers.

The experiments show that the synthesized safety index ensures the existence of safe control and that our method is time-efficient, even for high-dimensional robotic systems.

Our contributions We propose a novel SOSP-based method that can efficiently synthesize a safety index. The state-of-the-art SOSP-based methods are (i) limited to systems with polynomial or sinusoidal nonlinearities [7]; (ii) hard to scale to high-dimensional systems (e.g., iteratively solving $\mathcal{O}(2k)$ SOS programs at k -th iteration [5]); (iii) limited to conservative solutions due to considering *global positiveness* constraints. Our algorithm (i) is applicable to polynomial substitutable (Def. 1) control systems; (ii) scales well to high-dimensional systems (solving only one nonlinear programming) and (iii) gives nonconservative solutions via solving *local manifold positiveness* constraints. We show how the theoretical results transfer to a practical algorithm with safety guarantees and apply it to safety index synthesis for high-dimensional robot systems.

II. RELATED WORK

In literature, many different energy functions [1] are proposed to measure safety, including (i) potential function; (ii) safety index; (iii) control barrier function. Representative methods include potential field method, barrier function method [3], and safe set algorithm [9].

However, designing such energy functions is difficult and requires great human efforts to find appropriate parameters and function forms. As for synthesizing *safety index*, the fundamental problem is to ensure nonempty set of safe control for all states. [2] solves the problem based on worst-case analysis, but it is limited to simple 2D mobile robot dynamics. [6] leverages an evolutionary algorithm for safety index parameterization, but the computation time of grid sampling increases exponentially with the dimension of the state space. As for synthesizing *control barrier functions* (CBFs), safety index is closely related to CBFs as analyzed in [1]. Classical hand-designed CBFs are hard to scale to nonlinear or high-dimensional systems. Some automated

* Equal contribution.

W. Zhao, T. He, T. Wei, S. Liu and C. Liu are with the Robotics Institute, Carnegie Mellon University, Pittsburgh, PA 15213 USA (e-mail: weiyuezhao, tairanh, twei2, siminliu, cliu6@andrew.cmu.edu).

methods [5], [10] leverage SOSP to synthesize CBFs. However, [10] is limited to systems with polynomial dynamics. Existing techniques for synthesizing barrier certificates using SOSP are inapplicable to design CBFs [11]. To this end, [5] develop a SOSP-based program via Positivstellensatz to verify CBFs, but it is also computationally challenging for high-dimensional systems. To design certificate functions in complex systems, another line of work ([12], [13]) proposes to learn approximate CBFs with neural networks, but these methods lack theoretical guarantees of safety in practice.

III. PROBLEM FORMULATION

This section introduces system dynamics and safety specification, and formulates the safety index synthesis problem.

Dynamics: Let $x \in \mathcal{X} \subset \mathbb{R}^{n_x}$ be the robot state, where n_x is the dimension of the bounded state space \mathcal{X} ; $u \in \mathcal{U} \subset \mathbb{R}^{n_u}$ be the control input to the robot, where n_u is the dimension of the control space \mathcal{U} , and \mathcal{U} is bounded by a n_u -dimensional orthotope, i.e.

$$\forall i = 1, 2, \dots, n_u, \mathcal{U}^{[i]} \in [u_{min}^{[i]}, u_{max}^{[i]}], \quad (1)$$

where $\mathcal{U}^{[i]}$ denotes the i -th dimensional control space, and $u_{min}^{[i]}, u_{max}^{[i]} \in \mathbb{R}$. In this paper, we consider a control-affine system, and the system dynamics are defined as:

$$\dot{x} = f(x) + g(x)u, \quad (2)$$

where $f : \mathbb{R}^{n_x} \rightarrow \mathbb{R}^{n_x}$, $g : \mathbb{R}^{n_x} \rightarrow \mathbb{R}^{n_x \times n_u}$ are locally Lipschitz continuous on \mathbb{R}^{n_x} . Here we highlight that $f(x), g(x)$ are not necessarily polynomials, and they satisfy the following definition:

Definition 1. (Substitutable Function) A function is substitutable if its variables can be projected into the higher dimensional polynomial manifold, such that the function can be rewritten as polynomials.

Remark 1. To better understand Definition 1, we give an example of a substitutable function. Consider function

$$f^*(\theta) := \sin \theta \cos \theta,$$

by substituting $\sin \theta$ with \mathbf{a} , and $\cos \theta$ with \mathbf{b} , respectively. $f^*(\theta)$ can be rewritten as following polynomial

$$f^*(\mathbf{a}, \mathbf{b}) := \mathbf{a}\mathbf{b},$$

where $\mathbf{a}^2 + \mathbf{b}^2 - 1 = 0$.

Safety Specification: The safety specification requires the system state should be constrained in a closed subset in the state space, called the safe set \mathcal{X}_S . The safe set can be represented by the zero-sublevel set of a continuous and piecewise smooth function $\phi_0 : \mathbb{R}^{n_x} \rightarrow \mathbb{R}$, i.e., $\mathcal{X}_S = \{x \mid \phi_0(x) \leq 0\}$. \mathcal{X}_S and ϕ_0 are directly specified by users. The design of ϕ_0 is straightforward in most scenarios. For example, for collision avoidance, ϕ_0 can be designed as the negative closest distance between the robot and environmental obstacles.

Problem: Since \mathcal{X}_S may contain states that will inevitably go to the unsafe set no matter what the control input is, we need to assign high energy values to these inevitably-unsafe states. Then, safe control can be applied to ensure **forward invariance** in a subset of the safe set \mathcal{X}_S by dissipating the energy. *Forward invariance* of a set means that the robot state will never leave the set if it starts from the set, i.e. when $\phi_0(x(t_0)) \leq 0$, then $\phi_0(x(t)) \leq 0$, $\forall t > t_0$.

In this paper, we adopt safe set algorithm (SSA) [9], which is an *energy function-based method* for safe control. SSA has introduced a rule-based approach to synthesize the energy function as a continuous, piece-wise smooth scalar function $\phi : \mathbb{R}^{n_x} \rightarrow \mathbb{R}$. And the energy function $\phi(x)$ is called a safety index. The general form of the safety index is $\phi = \phi_0^* + k_1\dot{\phi}_0 + \dots + k_n\phi_0^{(n)}$ where 1) the roots of $1 + k_1s + \dots + k_ns^n = 0$ are all negative real (to ensure zero-overshooting of the original safety constraints); 2) the relative degree from $\phi_0^{(n)}$ to u is one (to avoid singularity); and 3) ϕ_0^* defines the same set as ϕ_0 (to nonlinear shape the gradient of ϕ at the boundary of the safe set). In our paper, we assume $\frac{\partial \phi}{\partial x}$ satisfies Definition 1.

It is shown in [9] that if the control input is unbounded ($\mathcal{U} = \mathbb{R}^{n_u}$), then there always exist a control that satisfies the constraint $\dot{\phi} \leq 0$ when $\phi = 0$; and if the control input always satisfies that constraint, then the set $\{x \mid \phi(x) \leq 0\} \cap \{x \mid \phi_0(x) \leq 0\}$ is forward invariant. In practice, when $\phi = 0$, the safe control u is computed through a quadratic projection of the nominal control u^r :

$$u = \arg \min_{u \in \mathcal{U}} \|u - u^r\|^2 \text{ s.t. } \dot{\phi} \leq 0. \quad (3)$$

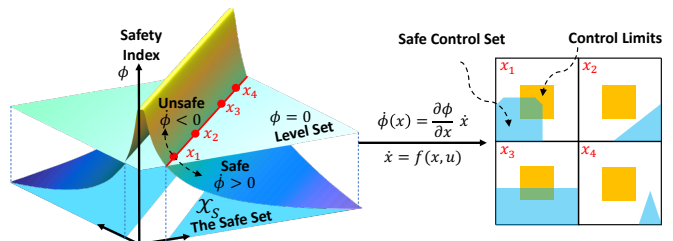


Fig. 1: The manifold of safety index and sets of safe control.

The issue with (3) is that this safe controller can saturate as shown in Fig. 1 where the sets of safe control may have no intersection with the limited control space. Specifically, saturation occurs when there does not exist a control input that satisfies the constraint $\dot{\phi} \leq 0$ when $\phi = 0$, causing the loss of safety guarantees. This can happen because we have not yet accounted for control limits in our design of ϕ . Hence, the core problem of this paper is to choose a proper parameterization of safety index that guarantees the existence of safe control (within control limits) to ensure $\dot{\phi} \leq 0$ for all states where $\phi = 0$. We call this process as *Safety Index Synthesis with Control Limits*. Mathematically, *Safety Index Synthesis* solves the following problem:

Problem 1 (Safety Index Synthesis). Construct safety index as $\phi_\Theta = \phi_0 + k_1\dot{\phi}_0 + \dots + k_n\phi_0^{(n)}$, with tunable parameters set $\Theta = \{k_1, k_2, \dots, k_n\}$ and $\forall i = 1, 2, \dots, n, k_i \in \mathbb{R}^+$,

such that

$$\forall x \in \mathcal{X} \text{ s.t. } \phi_{\Theta}(x) = 0, \min_{u \in \mathcal{U}} \dot{\phi}(x, u) < 0. \quad (4)$$

However, solving Problem 1 is not a trivial task. Note that (4) contains infinitely many constraints since for every state x , s.t. $\phi_{\Theta}(x) = 0$, poses an inequality constraint, hence cannot be directly solved by off-the-shelf nonlinear programming solvers. To deal with this issue, we leverage tools from SOSP (to be reviewed in the following section) to repose the problem as a nonlinear program.

IV. REVIEW OF SUM OF SQUARE PROGRAMMING

Optimization problems with *global positiveness constraints* [8] in the form of finding a function $F(x)$, s.t. $\forall x \in \mathbb{R}^{n_x}, G \circ F(x) > 0$, where G is a function, have been widely studied and successfully applied to many problems [8]. SOSTOOLS [14] implements SOSP to solve the problems with *global positiveness constraints*. However, our problem requires $\min_{u \in \mathcal{U}} \dot{\phi}(x, u)$ to be nonpositive on a limited-size manifold, i.e. $x \in \mathcal{X}, \phi(x) = 0$. Hence, Problem 1 cannot be directly solved by SOSTOOLS. Instead, we will reconsider the theory behind SOSP to solve Problem 1.

To ensure *global positiveness* of a condition, the easiest way is to show that there does not exist any solution such that the condition is violated (refute set). Constructing the refute set and showing it is empty is the core idea behind SOSP [15] to ensure *global positiveness*. To show that the refute set is empty, we need to invoke the equivalence conditions in *Positivstellensatz* [15]. Before introducing *Positivstellensatz*, we first review a key concept: ring-theoretic cone [16].

Definition 2 (Cone). Denote $\mathbb{R}[x_1, \dots, x_n]$ a set of polynomials with $[x_1, \dots, x_n]$ as variables. The cone Γ^* of $\mathbb{R}[x_1, \dots, x_n]$ is defined as a subset of $\mathbb{R}[x_1, \dots, x_n]$ satisfying the following properties: 1) $a, b \in \Gamma^* \Rightarrow a + b \in \Gamma^*$; 2) $a, b \in \Gamma^* \Rightarrow a \cdot b \in \Gamma^*$; 3) $a \in \mathbb{R}[x_1, \dots, x_n] \Rightarrow a^2 \in \Gamma^*$.

Definition 3 (Ring-theoretic cone). For a set $S = \gamma_1, \dots, \gamma_s \subseteq \mathbb{R}[x_1, \dots, x_n]$, the associated ring-theoretic cone can be expressed as:

$$\Gamma = \{p_0 + p_1\gamma_1 + \dots + p_s\gamma_s + p_{12}\gamma_1\gamma_2 + \dots + p_{12\dots s}\gamma_1 \dots \gamma_s\},$$

where Γ is a subset of cone of S and $p_0, \dots, p_{12\dots s} \in \text{SOS}$.

Based on the ring-theoretic cone, *Positivstellensatz* condition is specified in the following theorem.

Theorem 1 (Positivstellensatz). Let $(\gamma_j)_{j=1, \dots, s}$, $(\psi_k)_{k=1, \dots, t}$, $(\zeta_l)_{l=1, \dots, r}$ be finite families of polynomials in $\mathbb{R}[x_1, \dots, x_n]$. Let Γ be the ring-theoretic cone generated by $(\gamma_j)_{j=1, \dots, s}$, Ξ the multiplicative monoid [16] generated by $(\psi_k)_{k=1, \dots, t}$, and Φ the ideal [16] generated by $(\zeta_l)_{l=1, \dots, r}$. Then, the following properties are equivalent:

1) The following set is empty

$$\left\{ x \in \mathbb{R}^n \left| \begin{array}{l} \gamma_j(x) \geq 0, j = 1, \dots, s \\ \psi_k(x) \neq 0, k = 1, \dots, t \\ \zeta_l(x) = 0, l = 1, \dots, r \end{array} \right. \right\}. \quad (5)$$

2) There exist $\gamma \in \Gamma, \psi \in \Xi, \zeta \in \Phi$ such that

$$\gamma + \psi^2 + \zeta = 0, \quad (6)$$

where $\psi = 1$ if $t = 0$.

We refer the reader to [16] for the proofs of Theorem 1. In summary, *Positivstellensatz* shows that the refute set being empty is equivalent to a feasibility problem in (6). Therefore, we can follow the same procedure to construct a refute set for Problem 1 and then use *Positivstellensatz* to turn the problem into a feasibility problem similar to (6), which can then be formed into an ordinary nonlinear program.

V. METHOD

In this section, we introduce the proposed optimization algorithm to efficiently solve Problem 1 leveraging Theorem 1. The overall procedure of the algorithm contains four main steps. Firstly, to leverage techniques from SOSP, we unroll the analytical forms of $\min_{u \in \mathcal{U}} \dot{\phi}(x, u)$ and construct the *local manifold positiveness problem*. Secondly, we apply *Positivstellensatz* to construct the corresponding *refute problem* (3) of the *local manifold positiveness problem* (2). Thirdly, to efficiently find solutions, we simplify the *refute problem* and further transform it to a *nonlinear programming problem* (4). Lastly, we solve the *nonlinear programming problem* using off-the-shelf nonlinear programming solvers. In the following subsections, we will introduce the details of three critical problems in these four steps.

A. The Local Manifold Positiveness Problem

Since Theorem 1 applies to a set of equalities, inequations, and inequalities, we need to unroll $\min_{u \in \mathcal{U}} \dot{\phi}(x, u)$ and get rid of min operator. Firstly, the equivalent form of $\min_{u \in \mathcal{U}} \dot{\phi}(x, u)$ is summarized as following:

$$\begin{aligned} \min_{u \in \mathcal{U}} \dot{\phi}(x, u) &= \min_{u \in \mathcal{U}} \underbrace{\frac{\partial \phi}{\partial x} f(x)}_{L_f} + \underbrace{\frac{\partial \phi}{\partial x} g(x) u}_{L_g} \\ &= \min_{u \in \mathcal{U}} L_f + \sum_{i=1}^{n_u} L_g^{[i]} u^{[i]}, \end{aligned} \quad (7)$$

where $L_g^{[i]}$ and $u^{[i]}$ denote the i -th dimension of L_g and u , respectively. (7) can be rewritten as

$$\min_{u \in \mathcal{U}} \dot{\phi}(x, u) = L_f + \sum_{i=1}^{n_u} L_g^{[i]} \mathbb{I}_{L_g^{[i]}} \{u_{min}^{[i]}, u_{max}^{[i]}\}, \quad (8)$$

where we define operator \mathbb{I} as $\mathbb{I}_A\{B, C\} = B$ if $A \geq 0$, and $\mathbb{I}_A\{B, C\} = C$ if $A < 0$. Therefore, Problem 1 becomes

Problem 2 (Local Manifold Positiveness). Find $\Theta = \{k_1, k_2, \dots, k_n\}$, such that

$$\forall x \in \mathcal{X}, \phi_{\Theta} = 0, L_f + \sum_{i=1}^{n_u} L_g^{[i]} \mathbb{I}_{L_g^{[i]}} \{u_{min}^{[i]}, u_{max}^{[i]}\} < 0, \quad (9)$$

where **local** denotes the state space \mathcal{X} which is a subset of \mathbb{R}^{n_x} , and **manifold** denotes we are considering the states on the manifold defined by $\phi_{\Theta} = 0$.

Remark 2. The state-of-the-art SOS-based safety index synthesis methods try to synthesis ϕ_Θ , such that $\forall x \in \mathbb{R}^{n_x}, \exists u \in \mathcal{U} \phi_\Theta(x, u) < 0$, which is a global positiveness constraint. On the other hand, our proposed formulation only requires the existence of safe control on a local set of critical states, i.e. local manifold positiveness constraint. Therefore, our proposed method considers a larger solution space; hence it is easier to find a solution, and the synthesized safety index is less conservative.

B. The Refute Problem

We can show that the local manifold positiveness constraint in Problem 2 is satisfied by showing its refute set is empty. The refute set is constructed as:

$$\begin{cases} L_f + \sum_{i=1}^{n_u} L_g^{[i]} \mathbb{1}_{L_g^{[i]}} \{u_{min}^{[i]}, u_{max}^{[i]}\} \geq 0 \\ x \in \mathcal{X} \\ \phi_\Theta = 0 \end{cases} \quad (10)$$

Note that the constraint $x \in \mathcal{X}$ can always be represented by a set of inequalities $\{S(x)_i \geq 0\}, i = 1, 2, \dots, n_S$. For example, suppose $n_x = 1$ and $x \in \mathcal{X} = [-1, 1]$, then $x \in \mathcal{X}$ is equivalent to $S(x)_1 = 1 - x^2 \geq 0$.

Additionally, denote $\mathcal{N}, \mathcal{M} \subseteq \{1, 2, \dots, n_u\}$, $\mathcal{N} + \mathcal{M} = \{1, 2, \dots, n_u\}$ and $\mathcal{N} \cap \mathcal{M} = \emptyset$. We also denote $\forall i \in \mathcal{N}, L_g^{[i]} \geq 0$, and $\forall i \in \mathcal{M}, L_g^{[i]} \leq 0$. Then, (10) corresponds to 2^{n_u} instances of refute set, since each $L_g^{[i]}$ can be either negative or nonnegative, yielding 2^{n_u} combinations of $\{\mathcal{N}, \mathcal{M}\}$. Then each instance of (10) can be rewritten as:

$$\begin{cases} \gamma_0^* := L_f + \sum_{i \in \mathcal{N}} L_g^{[i]} u_{min}^{[i]} + \sum_{i \in \mathcal{M}} L_g^{[i]} u_{max}^{[i]} \geq 0 \\ \gamma_i^* := S(x)_i \geq 0, i = 1, 2, \dots, n_S \\ \gamma_{n_S+i}^* := L_g^{[i]} \geq 0, i \in \mathcal{N} \\ \gamma_{n_S+|\mathcal{N}|+i}^* := -L_g^{[i]} \geq 0, i \in \mathcal{M} \\ \zeta^* := \phi_\Theta = 0 \end{cases} \quad (11)$$

Theorem 1 enables us to turn the emptiness problem for (11) to a feasibility problem similar to (6). As a result, we can show (11) is empty using the following condition:

$$\begin{aligned} & \exists q_1 \in \mathbb{R}[x], \exists p_i \in \text{SOS}, \forall i, \\ & \text{s.t. } \gamma = p_0 + p_1 \gamma_0^* + \dots + p_s \gamma_N^* \\ & \quad + p_{01} \gamma_0^* \gamma_1^* + \dots + p_{012\dots N} \gamma_0^* \dots \gamma_N^*, \\ & \quad \zeta = q_1 \zeta^*, \\ & \quad \gamma + \zeta + 1 = 0, \end{aligned} \quad (12)$$

where $N = n_S + |\mathcal{N}| + |\mathcal{M}|$. Therefore, the Problem 2 can be turned into the following equivalent problem:

Problem 3 (Refute). find $\Theta = \{k_1, k_2, \dots, k_n\}$, such that

$$\forall \mathcal{N}, \mathcal{M}, (12) \text{ holds} \quad (13)$$

Remark 3. It is noteworthy that Theorem 1 requires γ^* and η^* to be polynomials, which does not necessarily hold in practice. Therefore, the state-of-the-art SOS-based safety index synthesis methods are inapplicable to many practical

systems. On the other hand, as long as the system dynamics satisfy Definition 1, our proposed method can be applied by projecting non-polynomial terms into a higher-dimensional polynomial manifold, and introducing additional polynomial equality constraints.

C. The Nonlinear Programming Problem

To efficiently search for the existence of SOS polynomials $\{p_i\}$ and polynomials $\{q_i\}$, we set p_i to be a positive scalar α_i and q_i to be a scalar β_i for all $i \geq 1$. Hence, a simplified condition of (12) can be defined:

$$\begin{aligned} & \exists \beta_i \in \mathbb{R}, \exists \alpha_i \geq 0, \forall i \geq 1, \\ & \text{s.t. } p_0 = -\alpha_1 \gamma_0^* \dots - \alpha_s \gamma_N^* - \alpha_{01} \gamma_0^* \gamma_1^* - \dots \\ & \quad - \alpha_{012\dots N} \gamma_0^* \dots \gamma_N^* - \beta_1 \zeta^* - 1 \in \text{SOS}, \end{aligned} \quad (14)$$

By searching for limited types of SOS polynomials, the existence of β_i, α_i satisfying (14) is sufficient to satisfy the constraints in (12).

Denote $\Omega = [\beta_1, \alpha_1, \alpha_2, \dots, \alpha_{012\dots N}]$ as the decision vector for (14). To solve (14), suppose the degree of p_0 is $2d$, and we first do a sum-of-squares decomposition of p_0 such that $p_0 = Y^\top Q^*(\Theta, \Omega) Y$, where Q^* is symmetric and $Y = \begin{bmatrix} 1 & x^{[1]} & x^{[2]} & \dots & x^{[n]} & x^{[1]}x^{[2]} & \dots & (x^{[n]})^d \end{bmatrix}$ and $x^{[i]}$ is the entry in x . Specifically, for off-diagonal terms Q_{ij}^* as the element of Q^* at i -th row and j -th column ($i \neq j$), assuming that the coefficient of the term $Y_i Y_j$ in p_0 is w_{ij} , we set $Q_{ij}^* = \frac{w_{ij}}{2}$. With decomposed Q^* , the condition of (14) can be rewritten as:

$$\det(Q^*(\Theta, \Omega)_k) > 0, \forall k, \quad (15)$$

where $Q^*(\Theta, \Omega)_k$ denotes the $k \times k$ submatrix consisting of the first k rows and columns of $Q^*(\Theta, \Omega)$.

According to Problem 3, there are 2^{n_u} sets of condition (12) and hence 2^{n_u} sets of condition (14). Denote the $\Omega_j = [\beta_1^j, \alpha_1^j, \alpha_2^j, \dots, \alpha_{012\dots N}^j]$ as the decision vector for j -th set of condition (14). With (15), Problem 3 can be rewritten as:

Problem 4 (Nonlinear Programming). Find $[\Theta, \Omega_1, \Omega_2, \dots, \Omega_{2^{n_u}}]$, such that

$$\begin{aligned} & \det(Q^*(\Theta, \Omega_j)_k) > 0, \forall k, \forall j, \\ & \alpha_i^j > 0, \beta_i^j \in \mathbb{R}, \forall i, \forall j. \end{aligned} \quad (16)$$

Note that Problem 4 is a nonlinear programming problem without any objective. Hence, any arbitrary objective can be added to Problem 4, and it can be solved efficiently by off-the-shelf nonlinear programming solvers.

Remark 4. Note that the state-of-the-art SOS-based safety index synthesis methods need to solve multiple sets of SOS iteratively. However, Problem 4 demonstrates that our method just needs to solve one nonlinear program problem. Hence, our method is more computationally efficient than the state-of-the-art SOS-based safety index synthesis method, and is easier to scale to high-dimensional dynamics systems.

VI. PROPERTIES OF GENERAL SAFETY INDEX DESIGN

This section proves that we can obtain a feasible safety index design by solving Problem 4. The main result is summarized in the following theorem.

Theorem 2 (Feasibility of General Safety Index Design). *The solution of Problem 4 is also a solution of Problem 1.*

Proof. Denote the solution of Problem 4 as Θ_3 , the solution of Problem 3 as Θ_2 , the solution of Problem 2 as Θ_1 , and the solution of Problem 1 as Θ^o .

Relationship between Θ_1 and Θ^o : According to (7), the following condition holds

$$\min_{u \in \mathcal{U}} \dot{\phi}(x, u) = L_f + \sum_{i=1}^{n_u} \min_{u \in \mathcal{U}} L_g^{[i]} u^{[i]}, \quad (17)$$

where $\min_{u \in \mathcal{U}} L_g^{[i]} u^{[i]} = L_g^{[i]} \sup_{u \in \mathcal{U}} u^{[i]}$ if $L_g^{[i]} < 0$, and $\min_{u \in \mathcal{U}} L_g^{[i]} u^{[i]} = L_g^{[i]} \inf_{u \in \mathcal{U}} u^{[i]}$ if $L_g^{[i]} \geq 0$. Hence, the condition $\min_{u \in \mathcal{U}} \dot{\phi}(x, u)$ is equivalent to the condition $L_f + \sum_{i=1}^{n_u} L_g^{[i]} \mathbb{I}_{L_g^{[i]}} \{u_{min}^{[i]}, u_{max}^{[i]}\}$. So Θ_1 is an instance of Θ^o .

Relationship between Θ_1 and Θ_2 : For the constraint $\forall x \in \mathcal{X}, \phi_{\Theta} = 0, L_f + \sum_{i=1}^{n_u} L_g^{[i]} \mathbb{I}_{L_g^{[i]}} \{u_{min}^{[i]}, u_{max}^{[i]}\} < 0$, its refute certification is $\forall x \in \mathcal{X}, \phi_{\Theta} = 0, L_f + \sum_{i=1}^{n_u} L_g^{[i]} \mathbb{I}_{L_g^{[i]}} \{u_{min}^{[i]}, u_{max}^{[i]}\} \geq 0$. By introducing auxiliary variables, the refute certifications of the constraints in Problem 2 can be written as (11). By Theorem 1, definition 3 for Γ and definition for Φ [16], we know (11) is equivalent to (12). Hence, Problem 2 is equivalent to Problem 3, which indicates Θ_2 is an instance of Θ_1 .

Relationship between Θ_2 and Θ_3 : The equivalent condition to (14) is that Q^* is positive semidefinite [15]. The condition (15) proves that Q^* is positive definite according to Sylvester's criterion. Hence, the decision vectors $\{\Omega_1, \Omega_2, \dots, \Omega_{2n_u}\}$ satisfying condition (15) also satisfy condition (14).

The simplest SOS is a positive constant scalar, i.e., $\alpha \geq 0 \in \text{SOS}$. Similarly, the simplest polynomial is a constant scalar, i.e., $\beta \in \mathbb{R}$. Hence, by substituting p_i with $\alpha_i \geq 0$ for $i = 1, 2, \dots$, and substituting q_i with $\beta_i \in \mathbb{R}$, condition (14) can be rewritten as (12). Therefore, the existence of $\{\Omega_1, \Omega_2, \dots, \Omega_{2n_u}\}$ satisfying the conditions in Problem 4 implies the satisfaction of conditions in Problem 3. Therefore, Θ_3 is an instance of Θ_2 .

In summary, Θ_3 is an instance of Θ_2 , hence an instance of Θ_1 , and hence an instance of Θ^o , which verifies the claim. \square

VII. NUMERICAL STUDY

In this section, we apply the proposed method to synthesize safety index for robot arms and autonomous vehicles, where second-order systems are considered. More experiments with higher-order systems are left for future work.

A. Robot Arm Numerical Study Setup

We evaluate our method in 2D robot arm systems with different degrees of freedom (DOF). The experimental platform is illustrated in Fig. 2. The link length of the

robot is 1 meter. The obstacle is set as a half plane $0.5 \times n$ meter away from the robot base with nDOF. The state space includes 1) each joint angle and 2) each joint velocity. The control inputs are accelerations of each joint. The acceleration is limited within $[-1, 1]$. The user-defined safety specification (ϕ_0) requires the end effector to avoid collision with the wall.

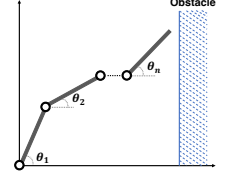


Fig. 2: nDOFs robot manipulator.

B. Robot Arm Running Example

In this subsection, we introduce a running example showing 1DOF robot arm safety index design via SOS. Consider 1) robot state $x = [\theta, \dot{\theta}]$, where $\theta \in [\pi/3, 2\pi/3]$, $\dot{\theta} \in [-1, 1]$; 2) robot control $u = [\ddot{\theta}]$, where $\ddot{\theta} \in [-1, 1]$. Consider the user-defined safety index as $\phi_0 = \cos\theta - 0.5$. Then, safety index becomes $\phi = \cos\theta - 0.5 - k \sin\theta \dot{\theta}$, with $\dot{\phi} = -\sin\theta \ddot{\theta} - k \cos\theta \dot{\theta}^2 - k \sin\theta \ddot{\theta}$. Since $\sin\theta > \frac{\sqrt{3}}{2}$, the minimum $\dot{\phi}$ is achieved when $\ddot{\theta} = 1$, i.e. $\min_{\ddot{\theta}} \dot{\phi} = -\sin\theta \ddot{\theta} - k \cos\theta \dot{\theta}^2 - k \sin\theta$. So the fundamental condition for nonempty set of safe control is:

$$\begin{cases} f_1 = -\sin\theta \ddot{\theta} - k \cos\theta \dot{\theta}^2 - k \sin\theta < 0 \\ f_2 = \theta - \frac{\pi}{3} \geq 0 \\ f_3 = \frac{2\pi}{3} - \theta \geq 0 \\ f_4 = 1 - \dot{\theta}^2 \geq 0 \\ h_1 = \cos\theta - 0.5 - k \sin\theta \dot{\theta} = 0 \end{cases} \quad (18)$$

Next, the equivalent refute set for (18) can be constructed by replacing $f_1 < 0$ in (18) with $f_1 \geq 0$, which indicates that when ϕ hits zero, no $x \in \mathcal{X}$ would satisfy $\min_{\ddot{\theta}} \dot{\phi} > 0$. By projecting the non-polynomial terms of (18) into higher dimensional polynomial manifold, i.e. substituting $\sin\theta = x_1$, $\cos\theta = x_2$, $\theta = x_3$, the refute set becomes:

$$\begin{cases} f_1 = -x_1 x_3 - k x_2 x_3^2 - k x_1 \geq 0 \\ f_2 = x_1 \geq \frac{\sqrt{3}}{2} \\ f_3 = 1 - x_1 \geq 0 \\ f_4 = 1 - x_3^2 \geq 0 \\ h_1 = x_2 - 0.5 - k x_1 x_3 = 0 \\ h_2 = x_1^2 + x_2^2 - 1 = 0 \end{cases} \quad (19)$$

According to Theorem 1, the emptiness of (19) is equivalent to the existence of $p_0, p_1, p_2, p_3, p_4 \in \text{SOS}$ polynomials, $q_1, q_2 \in \text{polynomials}$, such that:

$$p_0 + p_1 f_1 + p_2 f_2 + p_3 f_3 + p_4 f_4 + q_1 h_1 + q_2 h_2 + 1 = 0$$

By considering a reduced parameter space, the emptiness of (19) is equivalent to the existence of $p_1, p_2, p_3, p_4 \in \mathbb{R}^+$, and $q_1, q_2 \in \mathbb{R}$, such that

$$p_0 = -(p_1 f_1 + p_2 f_2 + p_3 f_3 + p_4 f_4 + q_1 h_1 + q_2 h_2 + 1)$$

is a sum of squares polynomial, where $[p_1, p_2, p_3, p_4, q_1, q_2]$ can be searched via nonlinear programming.

C. Robot Arm Results

To solve for safety index design, we first provide reference $[\Theta, \Omega_1, \Omega_2, \dots, \Omega_{2n_u}]$ via random sampling, and then solve Problem 4 using MATLAB `fmincon` function. To evaluate safety index design, we randomly initialize the robot, and

TABLE I: The performance of safety index design via SOS programming with 1000 random seeds (Robot Arms). Average computing time, validness, and variance are reported.

	Time (s)	Validness (%)	Variance
2DOF	0.160	100	0.118
4DOF	0.180	100	0.042
6DOF	0.196	100	0.147
10DOF	0.303	100	0.247
14DOF	0.422	100	0.342

use safe set algorithm [9] to safeguard the robot for 2000 time steps, where the robot takes the most dangerous reference control (i.e., increasing ϕ). We calculate the following statistics across the trials:

- **Computing Time:** The average time to compute a safety index parameterization. All experiments are performed with a 2.3GHz Intel Core i5 Processor.
- **Validness:** If safe control can be found over 1000 evaluation runs, we regard such parameterization of the safety index as valid.
- **Variance:** The variance of computed safety index parameterization across trials.

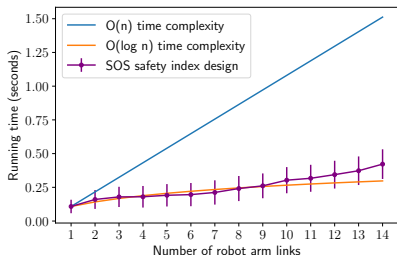


Fig. 3: SOS running time in comparison with time complexities of $\mathcal{O}(n)$ and $\mathcal{O}(\log n)$. The purple vertical lines represent standard deviation of running time over 5000 random seeds.

The results are summarized in Table I. SOS programming achieves 100% validness (i.e., nonempty set of safe control for all states) across all degrees of freedom. Moreover, the computing time is less than 1 second for the complex 14DOF robot arm system. As shown in Fig. 3, the computing time scales logarithmically as the degree of freedom increases, indicating the efficiency of our proposed method for safety index design in complex systems.

We further evaluate the tightness of our method under the evaluation setting. The results show that the robot is able to get extremely close to the obstacle where the minimum distance is 0.001 meter while being able to avoid colliding with the wall. This indicates the safety index designed by SOS programming is not conservative and enables the robot to manipulate in a large safe set.

D. Autonomous Driving Results

In addition to robot arm problems, we also tested our method in autonomous vehicles for collision avoidance. The experimental platform is illustrated in Fig. 4. The vehicle is a 4-state unicycle model, and the control inputs are acceleration and angular velocity.

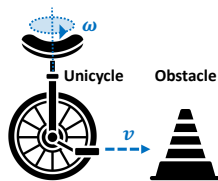


Fig. 4: Unicycle robot.

TABLE II: The performance of safety index design via SOS programming with 1000 random seeds (Autonomous Driving).

	Time (s)	Validness (%)	Variance
4-State Unicycle	0.066	100	0.011

The average computing time, validness and variance are summarized in Table II, which indicates that our proposed method can efficiently and robustly synthesize safety index for vehicle systems. In fact, the same safety index synthesis problem is studied in [2], where the authors provide an analytical safety index design rule for 2D mobile robots. As for our setting, a valid safety index needs $k_1 > 1$ according to the design rule [2]. In our experiments with 1000 random seeds, the minimum synthesized k_1 is 1.0001, which again indicates good optimality of solutions of our proposed method.

VIII. CONCLUSIONS

This paper proposed a framework for synthesizing the safety index for general control systems under control limits using sum-of-squares programming. Our approach leverages Positivstellensatz theorem to ensure the non-emptiness of safe control. The experimental results show that the synthesized safety index guarantees safety and our method is effective even in high-dimensional robot systems.

REFERENCES

- [1] T. Wei and C. Liu, “Safe control algorithms using energy functions: A unified framework, benchmark, and new directions,” in *58th Conference on Decision and Control (CDC)*. IEEE, 2019, pp. 238–243.
- [2] W. Zhao, T. He, and C. Liu, “Model-free safe control for zero-violation reinforcement learning,” in *5th Conference on Robot Learning*, 2021.
- [3] A. D. Ames, J. W. Grizzle, and P. Tabuada, “Control barrier function based quadratic programs with application to adaptive cruise control,” in *53rd Conference on Decision and Control*. IEEE, 2014.
- [4] W. S. Cortez and D. V. Dimarogonas, “Safe-by-design control for euler-lagrange systems,” *arXiv preprint arXiv:2009.03767*, 2020.
- [5] A. Clark, “Verification and synthesis of control barrier functions,” in *60th Conference on Decision and Control (CDC)*. IEEE, 2021.
- [6] T. Wei and C. Liu, “Safe control with neural network dynamic models,” in *Learning for Dynamics and Control Conference*, 2022.
- [7] A. D. Ames, S. Coogan, M. Egerstedt, G. Notomista, K. Sreenath, and P. Tabuada, “Control barrier functions: Theory and applications,” in *2019 18th European control conference (ECC)*. IEEE, 2019.
- [8] W. Zhao, S. He, and C. Liu, “Provably safe tolerance estimation for robot arms via sum-of-squares programming,” *IEEE Control Systems Letters*, 2022.
- [9] C. Liu and M. Tomizuka, “Control in a safe set: Addressing safety in human-robot interactions,” in *ASME 2014 Dynamic Systems and Control Conference*. ASME Digital Collection, 2014.
- [10] A. A. Ahmadi and A. Majumdar, “Some applications of polynomial optimization in operations research and real-time decision making,” *Optimization Letters*, vol. 10, no. 4, pp. 709–729, 2016.
- [11] A. Clark, “Control barrier functions for stochastic systems,” *Automatica*, vol. 130, p. 109688, 2021.
- [12] S. Liu, J. Dolan, and C. Liu, “Safe control under input saturation with neural control barrier functions,” in *6th Annual Conference on Robot Learning*, 2022.
- [13] C. Dawson, Z. Qin, S. Gao, and C. Fan, “Safe nonlinear control using robust neural lyapunov-barrier functions,” in *Conference on Robot Learning*. PMLR, 2022, pp. 1724–1735.
- [14] A. Papachristodoulou, J. Anderson, G. Valmorbida, S. Prajna, P. Seiler, P. Parrilo, M. Peet, and D. Jagt, “SOSTOOLS version 4.00 sum of squares optimization toolbox for matlab,” *arXiv preprint arXiv:1310.4716*, 2021.
- [15] P. A. Parrilo, “Semidefinite programming relaxations for semialgebraic problems,” *Mathematical programming*, vol. 96, pp. 293–320, 2003.

- [16] J. Bochnak, M. Coste, and M.-F. Roy, *Real algebraic geometry*. Springer Science & Business Media, 2013, vol. 36.