

Keypoint-GraspNet: Keypoint-based 6-DoF Grasp Generation from the Monocular RGB-D input

Yiye Chen¹, Yunzhi Lin¹, and Patricio A. Vela¹

Abstract—The success of 6-DoF grasp learning using point cloud input is tempered by the computational costs resulting from their unordered nature and the pre-processing requirements to reduce the point cloud to a manageable size. These properties lead to their failure on small objects with relatively low point cloud cardinality. As an alternative to point clouds, this manuscript explores grasp generation directly from the RGB-D image input. The approach, called *Keypoint-GraspNet*(KGN), operates in perception space by detecting projected gripper keypoints in the image, then recovering their SE(3) poses with a PnP algorithm. Training of the network involves a synthetic dataset derived from primitive shape objects with known continuous grasp families. Trained with only single-object synthetic data, *Keypoint-GraspNet* achieves superior result on our single-object dataset, comparable performance with state-of-art baselines on a multi-object test set, and outperforms the most competitive baseline on small objects. *Keypoint-GraspNet* is more than 3x faster than tested point cloud methods. Robot experiments show high success rate, demonstrating its potential in actual, embodied application.

I. INTRODUCTION

Determining grasp configurations from visual sensor input is a fundamental problem in robot manipulation. While great progress has been made on the detection of top-down grasps using deep learning [1], [2], [3], general purpose object grasping requires 6-DoF grasp poses for task completion purposes or for more flexibility in challenging situations.

A typical 6-DoF grasp system involves a *grasp generation* module for generating grasp candidates and a *grasp evaluation* module for ranking the candidates regarding successful executability based on estimated grasp quality [4], collision considerations [5], [6], or environmental constraints [7], [8]. Some methods include a *grasp pose refinement* module to enhance the grasp success probability [9], which can be interpreted as an iterative approach to the basic process. Being the first step, a good *grasp generation* algorithm is a prerequisite for robust grasping. An ideal grasp candidate set should contain poses that are accurate and diverse to ensure functionality and flexibility in constrained environments.

Since 6-DoF grasp detection task requires 3D geometric reasoning, the majority of approaches process 3D data. The advent of deep point cloud feature extractors, such as PointNet [10] and PointNet++ [11], has promoted investigation into grasp detection from point cloud input [12], [13], [14], [15], [16], [17]. The point cloud is preferable due to its more immediate accessibility compared to other 3D data formats

(e.g., meshes, voxels). However, the geometric information is veiled since point clouds are unordered. Lost structure must be extracted using methods such as hierarchical grouping and/or geometry-based sampling [11]. Empirically, point clouds have poor scaling; computational cost soars as the input cardinality increases [18]. Consequently, point cloud grasp detection approaches require further preprocessing to limit point cloud cardinality. Methods include segmentation [13], [12] and downsampling [14], which may introduce segmentation error [17] or discard critical information. In addition, point cloud methods could produce biased results due to imbalanced point distributions. Observations in §IV-D show that small objects tend to be ignored.

a) Contribution: In contrast, this paper explores 6-DoF grasp generation from monocular RGB-D (2.5D) input. It proposes a **new single-view grasp generation method, named *Keypoint-GraspNet* (KGN)**, inspired by object pose estimation research [19], [20] and advances in top-down SE(2) grasping [3]. The method first uses a convolutional neural network (CNN) to detect the 2D perspective projection of a set of predefined 3D keypoints in the gripper frame. A Perspective-n-Point (PnP) algorithm then recovers the 3D grasp poses from established 2D-3D correspondences.

To generate sufficiently rich and dense training data, we construct a primitive shape dataset with continuously parameterized and densely sampled grasp families. The tactic leverages the simple, closed-form nature of primitive object geometry to simplify specification of the feasible grasp pose distribution. Once the distribution is defined, sampling involves generating a uniform cover of the feasible grasp set. This overcomes the sampling insufficiency of randomized sampling methods and related sample-based grasp labeling strategies applied to arbitrary objects [21]. Using primitive shapes also provides a principled way to evaluate both accuracy and diversity of the predicted set. While primitive shapes may seem limiting, PS-CNN [22] observed that common household objects are similar to primitive shapes or contain primitive shape parts. PS-CNN achieves top 6-DOF grasping performance by recognizing primitive shape regions. Its drawback is a time-consuming 3D model fitting process for dense grasp generation. Based on these findings, we conjecture that models trained on primitive shape datasets can extrapolate to realistic objects, which is supported by physical experiment outcomes in §IV-G.

Testing shows that KGN, trained only on single primitive shape data with a coarse covering of the grasp families, can “fill in” the grasp pose gaps and achieves competitive performance. Specifically, **KGN outperforms baselines on**

¹ Y. Chen, Y. Lin, and P.A. Vela are with the School of Electrical and Computer Engineering, and the Institute for Robotics and Intelligent Machines, Georgia Institute of Technology, Atlanta, GA. {yychen2019, ylin466, pvela}@gatech.edu

a single-object test set, and achieves comparable results on a multi-object test set to a baseline specifically trained for cluttered environments. It is more than 3-times faster than all baselines, and demonstrates a significant advantage on small objects compared to point cloud methods. Again, physical experiments verify the transferability of the approach to the embodied, real-world setting.

II. RELATED WORK

Here, the focus is on related 3D grasp detection literature. Top-down grasping literature follows a similar taxonomy.

a) Grasp Generation: Model-based methods estimate the object pose first and then generate grasps [23]. Unfortunately, exact object models are not always available in general purpose grasping. Alternatively, GPG [24] employed a heuristic method based on point cloud geometry analysis at sampled points. Candidate grasp hypotheses at the sampled points depend on the local surface normal and principle curvature directions. Though high quality candidates can be generated and selected with state-of-art evaluators [12], [25], the time consumption is large and the diversity of the hypothesis set is limited (§IV-G). Sampling-based methods suffer from sample sparsity in the 6-DoF grasp space.

Deep learning techniques for 3D data and large scale dataset synthesis [26], [27] motivate data-driven approaches. These include methods based on truncated signed distance functions of the scene using voxels [28], which require multi-view scanning of the scene; and point cloud sampling methods such as 6-DOF GraspNet [13] and Contact-GraspNet [17]. While the grasp generator of [13] was trained as a Variational Auto-encoder (VAE), [27] employed a Generative Adversarial Network (GAN) formulation. Grasp proposals can be reconstructed from latent space samples.

Recent approaches merge the generative and the discriminative components to result in end-to-end grasping systems. The ability of PointNets [10], [11] to extract local and global feature from point clouds admits candidate-wise quality regression/classification. GPNet [29] adopts the anchor idea from the object detection research [30]. It first generates the initial proposals based on a discrete set of the grid points, then uses a network to verify the antipodal validity [31], regress the approaching direction, and predict the quality. Several methods [14], [16], [32] predict the per-point grasp confidence and configuration, either in the format of translation and rotation directions [14], [16], or the two contact points with the pitching angle [32]. Extending the idea with discrete orientation classification enables multiple (coarse to fine) grasp predictions about the same point [15].

b) Grasp Evaluation and Refinement: The grasp evaluator aims to eliminate false predictions from the candidate set and rank the hypotheses for the selection. GPD [25] projects the local geometry features to the gripper frame planes and trains a CNN to classify the grasp quality. PointNetGPD [11] upgrades the CNN to PointNet [10] and directly processes the point cloud within the gripper closing area. The GPDs show promising results on heuristically sampled grasps [24]. 6DOF-GraspNet [13] follows a similar idea, but represents

the candidate as the union of the object and the gripper point sets. Some work also employs a trained evaluator to improve the grasp poses [13], [9], [33], where the idea is to optimize the estimated quality by refining the initial pose locally within the $SE(3)$ space.

Empirical evidence suggests that, even with a capable evaluator, the performance of a grasp system still predicates on the quality of the generated grasps hypotheses [13]. Hence, **this work focuses on the grasp generation method instead of the evaluation module.**

c) Grasp Detection From the 2D/2.5D input: The bulk of the grasp detection literature reviewed above is based on point cloud or equivalent 3D input and leverage point set representation learning models [10], [11]. These methods have increasing time costs as the input point number rises [18]. The speed issue stems from the unordered nature of point cloud data that loses any implicit or explicit geometry. Mitigating the problem requires computationally expensive operations such as Farthest Point Sampling (FPS) and ball-query-based grouping [11]. As a result, the grasp detectors need to reduce the point cloud cardinality by either segmenting a local point cloud or downsampling the scene point set, incurring additional latency.

RGB-D data, on the other hand, conveys spatial structure that can be extracted by the CNN efficiently. Recent CNN-based top-down grasp detection methods achieve high performance with 2D/2.5D input [3] based on network outputs that recover $SE(2)$ grasps. The RGBD-Grasp method [34] employs a similar heatmap-based approach to 6-DoF grasp learning based on discretization of the grasp orientation space, followed by point-wise processing of top candidates. **This paper continues to investigate 6-DoF grasp generation from 2.5D image input.** It explores keypoints as the intermediate grasp representation to bridge the dimensionality gap. The countinuous coordinates of keypoints avoids discretization error and leads to efficient keypoint-based 3D pose recovery.

III. KEYPOINTS-BASED 6-DOF GRASP GENERATION

a) Problem Definition: Given a single-view color and depth image pair (i.e. RGB-D), the goal is to generate a diverse set of 6-DoF grasp candidates for picking up the target object using a parallel-jaw, or equivalent, gripper. Denote the RGB-D image as $I \in \mathbb{R}^{H \times W \times 3}$ and $D \in \mathbb{R}^{H \times W}$ respectively, the grasp pose as $g \in SE(3)$, and the gripper open width as $w \in \mathbb{R}$, the objective is to establish a function:

$$\mathcal{G} = \{(g, w) \mid g \in SE(3), w \in \mathbb{R}^+\} = f(I, D).$$

b) Keypoint Grasp Representation: We design an intermediate representation of a grasp using 4 keypoints with pre-defined gripper frame coordinates $p_g = (p_g^1, p_g^2, p_g^3, p_g^4)$, where $p_g^j \in \mathbb{R}^3$, $j = 1, 2, 3, 4$. Our proposed solution involves two steps: First a CNN, named Keypoint-GraspNet, is trained to generate the image space keypoint projection coordinates and the corresponding open widths:

$$\hat{P}_{2d} = \{\hat{p}_I^i = (\hat{p}_I^{i1}, \hat{p}_I^{i2}, \hat{p}_I^{i3}, \hat{p}_I^{i4})\}_{i=1}^N, \quad \{\hat{w}_i\}_{i=1}^N.$$

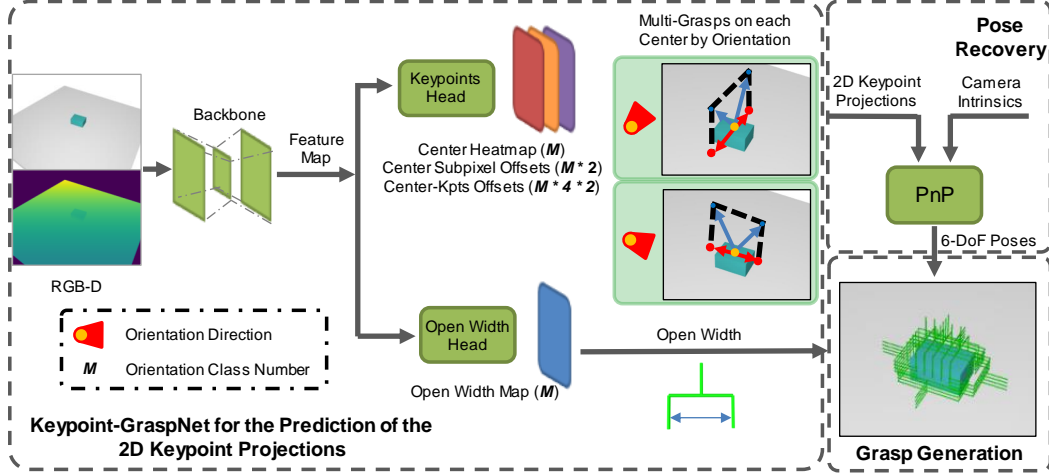


Fig. 1: The method pipeline. The bold values in parentheses are channel dimensions. Keypoint-GraspNet takes the RGB-D as input and predict the probability of each pixel being a grasp center. The center prediction is done for each orientation class, so that multiple grasps on a shared center can be detected. For each grasp center, the network regresses the subpixel-level location, the offsets to image-space keypoints, and the grasp open widths. The outputs lead to the 2D keypoint projection coordinates, which are then used to recover 6-DoF grasp poses with a PnP algorithm.

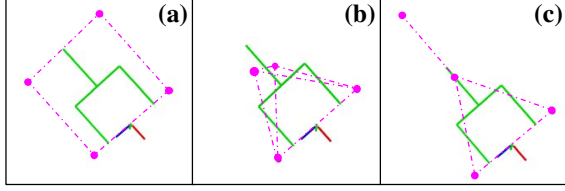


Fig. 2: The gripper frame and keypoint options. The gripper frame is defined at the finger tips midpoint. Red, green, blue axes represent x , y , z directions, respectively. Keypoints are color-coded as magenta. The following keypoint options are considered: (a) box-type; (b) tetrahedron-type; (c) tail-type. Option (a) achieves superior performance in (§IV-D).

where N is the number of the grasp proposals. Second, with the camera intrinsic matrix K , a PnP algorithm is applied to obtain the gripper frame with respect to the camera frame:

$$\hat{\mathcal{G}} = \{(\hat{g}_i, \hat{w}_i) \mid \hat{g}_i = \text{PnP}(p_g, \hat{p}_I^i, K)\}_{i=1}^N.$$

A. Grasp Representation

Let the 4 assistant points be the corners of a virtual planar box to represent the grasp as depicted in Fig. 2(a). The keypoint number is sufficient to provide a unique solution from PnP algorithms [35], [36], [37]. The gripper frame is depicted in Fig. 2. We define the box in the gripper x - z plane with one edge aligning with the z axis. The keypoint distances are set to a canonical value l . Other keypoint options have also been tested, such as a non-planar tetrahedron-type (Fig.2(b)) and an alternative planar tail-type (Fig.2(c)). Experiments in §IV-D indicate that the box-type exhibits the best resilience to the noise for the pose estimation.

The keypoint distance l does not necessarily equal the grasp open width w . The motivation of this design choice is that when w is small (e.g. the grasps for a thin stick), then PnP algorithms applied to a concentrated point set

is noise-sensitive. It disentangles pose learning from open width learning in the canonical keypoint distance design.

B. Keypoint-GraspNet

The Keypoint-GraspNet architecture is illustrated in Fig. 1. The input is an RGB-D image and the output a set of 2D keypoint projection groups P_{2d} with corresponding open widths $\{w\}^N$. We observed RGB-D inputs to have better performance over solely RGB or depth, since complementary visual and scale information is available. One challenge that P_{2d} can be dense and involve overlapping points due to the quantity of grasp candidates per object. Hence we adopt the idea to use a center point [38], [39], defined as the gripper frame origin in Fig. 2, as the grouping clue.

The network detects keypoint groups relative to the centers. For each input, the network produces the following: (1) The center heatmap \hat{Y} as the per-pixel possibility of being a grasp center; (2) The center subpixel offset map \hat{O} ; (3) The center-to-keypoint offset map \hat{J} for the displacement between the center and 4 keypoints; (4) The grasp open width map \hat{S} .

At the inference stage, first threshold \hat{Y} with a fixed value ϵ_c and choose the top- k confidence scores, to obtain center coordinates $\hat{c}^i = (\hat{c}_x^i, \hat{c}_y^i)$ of the candidate grasp set. Obtain keypoint coordinates by adding the center-keypoints offsets to the center coordinates: $\hat{p}_I^{ij} = \hat{c}^i + \hat{J}_{\hat{c}^i, j}$, $j = 1, 2, 3, 4$, which leads to the 6-DoF poses using a PnP algorithm. Finally, recover the open width prediction by indexing \hat{S} at the center location $\hat{w}_i = \hat{S}_{\hat{c}^i}$. The poses and the corresponding open widths constitute the generated grasp set $\hat{\mathcal{G}}$.

Detecting one grasp per center will omit grasps when multiple occupy the same. To address this problem, we detect M sets of outputs distinguished by the orientation direction of the gripper z axis in the image space. Due to the symmetry of the grasp pose, the range of the orientation is assumed to be $[-\pi/2, \pi/2]$. We discretize the range into M intervals.

At the training phase, the ground truth outputs are labeled at the corresponding channel index. The network is trained to produce a set of outputs for each orientation bucket, allowing up to M grasp predictions per center pixel. During inference, candidates with inconsistent orientation angle and class are discarded. Though the orientation is quantized, the keypoint coordinates are continuous in the \mathbb{R}^2 space, which eliminates quantization error.

C. Training Loss

The proposed network is end-to-end trainable with the ground truth outputs, which can be synthetically generated (see §IV-A). The heatmap branch is trained using the penalty-reduced binary focal loss [40]:

$$L_Y = -\frac{1}{N} \sum_{xym} \begin{cases} (1 - \hat{Y}_{xym})^\alpha \log(\hat{Y}_{xym}) & \text{if } Y_{xym} = 1 \\ (1 - Y_{xym})^\beta (\hat{Y}_{xym})^\alpha \log(1 - \hat{Y}_{xym}) & \text{otherwise} \end{cases}$$

where we choose $\alpha = 2$ and $\beta = 4$ following [38]. The center subpixel offset loss L_O , the center-keypoint offset loss L_J , and the open width loss L_S are formulated as the L_1 loss on the ground truth centers. Finally, the total loss is the weight sum of each branch loss:

$$L = \gamma_Y L_Y + \gamma_O L_O + \gamma_J L_J + \gamma_S L_S$$

The weights used were: $\gamma_Y = 1$, $\gamma_O = 1$, $\gamma_J = 1$, $\gamma_S = 10$.

IV. EXPERIMENTS

A. Dataset Generation

The ground truth annotations required for training can be generated given the grasp poses and camera poses. To train and evaluate KGN, we generate a synthetic dataset based on the primitive shape and grasp family idea [22]. A grasp family is a pre-defined parametric grasp pose distribution for a shape primitive given its sizes. With the continuous, closed-form descriptions, uniformly sample the grasps using a set covering based on spatial and angular distance thresholds.

Six shape categories are adopted from [22]: *Cylinder*, *Ring*, *Stick*, *Sphere*, *Semi-sphere*, *Cuboid*. For single-object scenes, randomly choose a shape class, and generate an object of random size and color. Place the object on a table with a random stable pose. For grasp annotations, sample object-frame grasp poses from uniform set coverings of the pre-defined grasp families. Grasps causing collision between a virtual gripper model and the table or other objects are removed. For multi-object data, the procedure is repeated to place one object per shape in the scene. Finally, 5 virtual camera poses are sampled for RGB-D image rendering. We generate 1000 single-object scenes following the above procedure, and divide them into an 80%/20% training/testing split. In addition, 200 multi-object test scenes are created to examine KGN’s ability to generalize to cluttered test cases. In summary, 4000 single-object training data, 1000 single-object testing data, and 1000 multi-object testing data are generated.

Rationale behind primitive shapes: We first argue for the benefit of primitive shapes for evaluation. Evaluating both the accuracy and comprehensiveness of a predicted set requires annotations with sufficient coverage of grasp space [2], [13], [17]. Recent literature [41], [26], [27] adopts a sample-then-verify process done in simulation. However, sampling approaches lead to biased or incorrect results [21], [3], which negatively impacts training and evaluation.

Essentially, the problem is caused by the fact that grasp distribution for an arbitrary (non-primitive) object is intricate and has no explicit formula. To tackle the challenge, we restrict the objects to primitive shapes. Due to the simplicity of the object geometry, closed-form expressions of the object’s grasp families sufficiently cover the feasible grasp modes. The closed-form of the grasp families permits annotation sampling with a desired density.

Lastly, it is observed that primitive shapes comprise a wide range of common household objects. State-of-art performance has been achieved by explicitly targeting basic geometrical regions [22].

Extrapolation from sparse to dense: Another challenge is the gap between the continuous grasp space and the discrete labels for training. To investigate the effect of training with sparse annotations, we distinguish the sample density between the training and testing split. In the training set we uniformly sample 5 and 11 poses from the *translational freedom* and *rotational freedom*, respectively, whereas in the testing set we sample 10 and 30. The increased density (and lower error threshold) at the evaluation stage examines the network’s ability to learn the underlying distribution.

B. Implementation Details

The backbone network is DLA-34 [42] with deformable convolution layers [43] designed by [38], producing a feature map one-fourth of the original spatial size. Each task head is a shallow network of a 3×3 convolution layer with 256 channels followed by a 1×1 convolution layer to the desired channel dimension. There are $M = 9$ orientation classes.

The network is trained with the training split of the generated dataset in §IV-A. The labeled grasps are conditionally flipped (rotated by 180° around the x axis) to consistently point the gripper y axis to the left in the image space. Only one grasp per orientation class per center pixel is kept. The input image data is augmented with random cropping, flipping, and color jittering.

The network is trained with the Adam optimizer for 400 epochs. The initial learning rate is $1.25e^{-4}$, reducing by 10x at epochs 350 and 370. For all experiments, the center heatmap threshold at the inference phase is fixed to $\epsilon_c = 0.3$, and the top- k number is set to $k = 100$.

C. Synthetic Dataset Experiment Setup

We evaluate the trained network on the test splits of the synthetic dataset under several metrics. Three point cloud methods are compared with as baselines. Furthermore, we ablate on the keypoint and PnP algorithm choices.

TABLE I: Vision Dataset Evaluation

Methods	Modality	Single-Object Evaluation (GSR% / GCR% / OSR%)			Multi-Object Evaluation (GSR% / GCR% / OSR%)			FPS
		1cm + 20°	2cm + 30°	3cm + 45°	1cm + 20°	2cm + 30°	3cm + 45°	
PointNetGPD	PC	0.43 / 0.13 / 1.50	1.52 / 0.90 / 3.57	20.5 / 4.80 / 16.0	0.00 / 0.00 / 0.00	8.33 / 0.02 / 0.80	41.7 / 0.33 / 3.20	0.008
6DoF-GraspNet	PC	3.78 / 6.78 / 35.4	16.5 / 39.6 / 79.1	35.9 / 73.9 / 97.7	0.20 / 0.10 / 0.70	2.00 / 0.50 / 5.27	8.66 / 2.68 / 16.7	0.240
Contact-Graspnet ¹	PC	29.9 / 24.9 / 77.0	60.1 / 32.0 / 81.7	81.6 / 36.5 / 84.2	22.1 / 15.5 / 44.1	54.2 / 28.5 / 51.4	78.4 / 34.5 / 54.4	2.109
KGN	RGB-D	55.5 / 42.9 / 97.0	78.5 / 63.3 / 99.6	86.9 / 73.2 / 99.9	10.8 / 5.48 / 28.7	30.6 / 18.7 / 51.8	49.6 / 33.8 / 62.4	9.290

¹ Contact-GraspNet is trained on cluttered scenes as opposed to other methods. In addition, ground truth object segmentation mask is provided to cluster input point clouds. Hence, it serves as a upper bound for the multi-object evaluation.

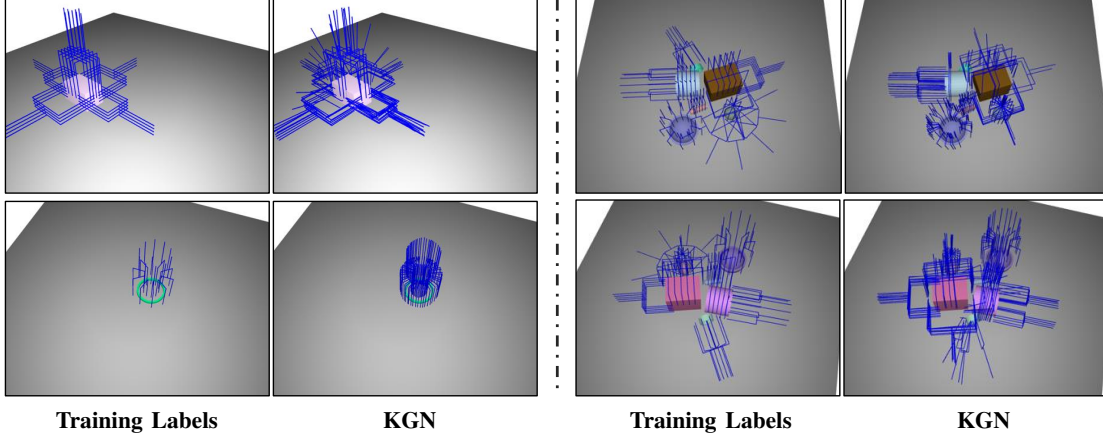


Fig. 3: Example results on synthetic single-object and multi-object datasets. Trained only on single-object data with sparse annotations, Keypoint-GraspNet is able to predict dense grasp poses (left) and extrapolate to multi-object scenarios (right).

Metrics: The metrics rely on defining when two grasp poses are similar. Two $SE(3)$ elements g and g^* are similar up to the threshold ϵ_T , ϵ_R if their translational and rotational components satisfy:

$$d_T(T, T^*) = \|T - T^*\|_2 \leq \epsilon_T$$

$$d_R(R, R^*) = \arccos\left(\frac{1}{2} \text{Tr}(RR^*) - \frac{1}{2}\right) \leq \epsilon_R$$

where T and R represent the translation vector and rotation matrix from an $SE(3)$ element. The rotation distance is the minimum angle required to align two rotations [44], [45].

Given a set of predicted grasps \mathcal{G} and ground truth grasps \mathcal{G}^* , three metrics evaluate the predictions: *grasp success rate* (GSR) [13], *grasp coverage rate* (GCR) [13], and *object success rate* (OSR) [2], [3]. The GSR is the ratio of the successful prediction (i.e., predicted grasp is similar to one of the ground truth grasps); The GCR is the ratio of the ground truth grasps similar to at least one of predicted grasp; The OSR is the ratio of objects with one or more successful predictions. The three metrics measure the accuracy, the diversity, and the practicality of the predicted set.

The visual experiments record the metrics under three distance threshold levels from strict to loose: $(\epsilon_T, \epsilon_R) = (1\text{cm}, 20^\circ)$, $(2\text{cm}, 30^\circ)$, and $(3\text{cm}, 45^\circ)$.

Baselines: Comparison is with three point cloud grasp generation baselines, namely *PointNetGPD* [12], *6DoF-GraspNet* [13], and *Contact-GraspNet* [17]. The choices cover three distinct pipelines: heuristic grasp sampling followed by ranking with learnt evaluator [12]; generator-based grasp synthesis selected and refined by a trained evaluator

[13]; and the per-point grasp scoring and parameter regression [17]. For all baselines, we remove the tabletop points to reduce the input point cloud cardinality, which is not required by KGN. The generator of 6DoF-GraspNet is trained from scratch on our training set. Pretrained weights are used for the other modules from the baselines due to their hardware requirements. The workstation used has an NVIDIA GTX 1080 GPU and an Intel i7-7700 CPU @ 3.60GHz.

D. Synthetic Dataset Experiment Results

Single-Object Evaluation: Results from KGN and the baselines on the single-object test set are shown in Table I. KGN outperforms the baselines under all distance thresholds and metrics except for the GCR at the largest error tolerance. The grasp success rate gap is consistently over 45%, and the grasp coverage rate gap is over 30% at the strictest error tolerance level. Although trained with a coarse set covering for each grasp family, the high GCR outcomes with a denser set covering suggests that our method captures the underlying grasp distribution shown in Fig. 3.

Multi-Object Evaluation: Next KGN trained only with single-object data is applied to the multi-object test set. We observe that the predicted *scale* (i.e. translation magnitude along camera projection) deteriorates in this setting. To compensate, we added a simple depth-based scale refinement: $T = T\|T\|_2/D_c$, where T is predicted camera-to-grasp translation, and D_c is the observed depth at predicted grasp center. Scale prediction is a widely-acknowledged issue in pose estimation from 2D input and deserves further exploration. Meanwhile, the test results are collected in Table.

TABLE II: Performance on Small Objects

Methods	Stick	Ring
	*Avg GCR% / OSR%	*Avg GCR% / OSR%
Contact-GraspNet	13.8 / 7.10	16.1 / 15.8
KGN	37.9 / 22.2	45.7 / 36.3

* Numbers averaged over three error tolerance levels.

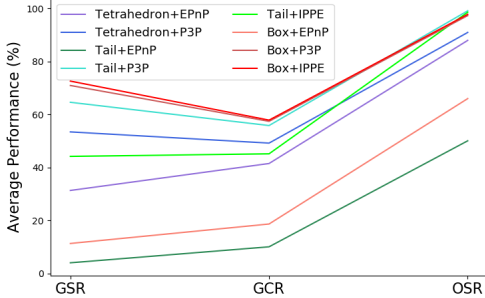


Fig. 4: Ablation study on keypoint and PnP options with single-object evaluation. Numbers are averaged over all error levels. The Box+IPPE combination yields the best results.

I. KGN continues to outperform PointNetGPD and 6DoF-GraspNet. It is second best to Contact-GraspNet, which is explicitly trained for cluttered environments.

Advantage for Small Objects: Although Contact-GraspNet outperforms KGN in the multi-object test, KGN is more effective on small objects. Table II reports the GCR and OSR for the two smallest objects, namely the *stick* and the *ring*, characterized by the least number of occupied observable pixels on average. KGN performs better than Contact-GraspNet. A low OSR indicates that the point cloud method tends to ignore small objects due to relative paucity of points relative to larger objects.

E. Abalation Study on Keypoint Options

Testing across keypoint grouping geometry and PnP algorithm options on the single-object test set in Sec.IV-D leads to the outcomes in Fig. 4. Per Fig. 2, the keypoint types are: box, tail, and tetrahedron. The PnP algorithms tested are: P3P [36], EPnP[37], and IPPE [35]. The results indicats that the combination of planar box-type keypoints with the IPPE algorithm is the best option.

F. Advantage Highlights

We summarize the benefits of our RGB-D approach over point cloud methods observed from the experiments:

Preprocessing free: KGN directly processes the input data. In contrast, point cloud methods require preprocessing such as background removal to reduce input point number.

Speed: Although all baselines have an advantage from not including segmentation timing, KGN still achieves the lowest times and is 3x faster than point cloud methods (with pre-processed inputs).

Superior performance on small objects: Point cloud approaches tend to have poor performance on small objects due to point cloud paucity. With the aid of RGB visual cues, KGN achieves higher performance.

TABLE III: Physical Experiment Results

Object	Succ	Object	Succ
Ball	4/5	Cable	5/5
Tape	5/5	Box	5/5
Bowl	4/5	Mug	4/5
ToothBrush	5/5	Clamp	3/5
Mean	87.5%		



Fig. 5: Physical object set

G. Physical Experiments

Physical experiments are conducted to validate the grasp generation approach under the covariate shift and real-world sensor measurements. They involve single object pick-and-place experiments, where the goal is to pick up a randomly placed target and drop it at the designated location. A trial is successful if the object is moved to the spot. The *success rate* defined as the ratio of the successful trials as the evaluation criteria. We adopt 8 common household objects that covering the primitive shape classes as shown in Fig. 5. For each object, 5 trials are performed.

Simple grasp candidate ranking and refinement process is employed. For the ranking, we score the candidates combining the center confidence in the keypoint detection stage and the reprojection error (RE) induced by the pose recovery stage: $s(g) = Y_{xym} + RE$. The RE, defined as the image distance between the input and estimated 2D keypoints, quantifies the uncertainty of the PnP algorithm. We refine the translation scale based on the observed depth as in Sec. IV-D.

The physical experiment results are shown in Table III. Trained on a simple synthetic dataset, KGN achieves satisfying success rate on real objects, indicating its potential. For comparison, 6-DOF GraspNet had an 88% success rate for simple objects (box, cylinder, bowl, and mug) similar to KGN, but involved more extensive and computationally involved physics-based simulation. The primitive shapes and their continuously parametrized models achieve similar performance with a fraction of the effort and a faster runtime.

V. CONCLUSION

We investigate the problem of 6-DoF grasp generation from RGB-D input. A keypoint-based solution named *Keypoint-GraspNet (KGN)* is proposed, which detects the image space gripper keypoint projections and then recovers the 6-DoF pose using PnP algorithm. On a synthesized primitive shape dataset, we show that can generate diverse and accurate grasp candidates, It also exhibits great advantage on small objects, and cost less time compared to the point cloud baselines. We also show that the trained model can be applied to the real-world setting without further finetuning.

A few improvements can be made upon this proof-of-concept work. The first is to explore reliable pose scale estimation. While scale estimation from a single image is considered ill-posed, recent advance in monocular depth estimation [46] suggests a chance to improve the performance. Furthermore, training on large-scale 6-DoF datasets could enhance KGN's capacity.

REFERENCES

- [1] J. Mahler, J. Liang, S. Niyaz, M. Laskey, R. Doan, X. Liu, J. A. Ojea, and K. Goldberg, "Dex-Net 2.0: Deep learning to plan robust grasps with synthetic point clouds and analytic grasp metrics," *arXiv preprint arXiv:1703.09312*, 2017.
- [2] F.-J. Chu, R. Xu, and P. A. Vela, "Real-world multiobject, multigrasp detection," *IEEE Robotics and Automation Letters*, vol. 3, no. 4, pp. 3355–3362, 2018.
- [3] R. Xu, F.-J. Chu, and P. A. Vela, "GKNet: Grasp keypoint network for grasp candidates detection," *The International Journal of Robotics Research*, vol. 41, no. 4, pp. 361–389, 2022.
- [4] X. Yan, J. Hsu, M. Khansari, Y. Bai, A. Pathak, A. Gupta, J. Davidson, and H. Lee, "Learning 6-Dof grasping interaction via deep geometry-aware 3D representations," in *IEEE International Conference on Robotics and Automation*, 2018, pp. 3766–3773.
- [5] X. Lou, Y. Yang, and C. Choi, "Collision-aware target-driven object grasping in constrained environments," in *IEEE International Conference on Robotics and Automation*, 2021, pp. 6364–6370.
- [6] M. Danielczuk, A. Mousavian, C. Eppner, and D. Fox, "Object rearrangement using learned implicit collision functions," in *IEEE International Conference on Robotics and Automation*, 2021, pp. 6010–6017.
- [7] W. Yang, C. Paxton, A. Mousavian, Y.-W. Chao, M. Cakmak, and D. Fox, "Reactive human-to-robot handovers of arbitrary objects," in *IEEE International Conference on Robotics and Automation*, 2021, pp. 3118–3124.
- [8] C. C. B. Viturino, D. M. de Oliveira, A. G. S. Conceição, and U. Junior, "6D robotic grasping system using convolutional neural networks and adaptive artificial potential fields with orientation control," in *2021 Latin American Robotics Symposium (LARS), 2021 Brazilian Symposium on Robotics (SBR), and 2021 Workshop on Robotics in Education (WRE)*. IEEE, 2021, pp. 144–149.
- [9] Y. Zhou and K. Hauser, "6Dof grasp planning by optimizing a deep learning scoring function," in *Robotics: Science and Systems Workshop on Revisiting Contact-turning a Problem into a Solution*, vol. 2, 2017, p. 6.
- [10] C. R. Qi, H. Su, K. Mo, and L. J. Guibas, "PointNet: Deep learning on point sets for 3D classification and segmentation," in *IEEE/CVF Conference on Computer Vision and Pattern Recognition*, 2017, pp. 652–660.
- [11] C. R. Qi, L. Yi, H. Su, and L. J. Guibas, "PointNet++: Deep hierarchical feature learning on point sets in a metric space," *Advances in Neural Information Processing Systems*, vol. 30, 2017.
- [12] H. Liang, X. Ma, S. Li, M. Görner, S. Tang, B. Fang, F. Sun, and J. Zhang, "PointNetGPD: Detecting grasp configurations from point sets," in *IEEE International Conference on Robotics and Automation*, 2019, pp. 3629–3635.
- [13] A. Mousavian, C. Eppner, and D. Fox, "6-Dof graspNet: Variational grasp generation for object manipulation," in *IEEE/CVF International Conference on Computer Vision*, 2019, pp. 2901–2910.
- [14] Y. Qin, R. Chen, H. Zhu, M. Song, J. Xu, and H. Su, "S4G: Amodal single-view single-shot SE (3) grasp detection in cluttered scenes," in *Conference on robot learning*. PMLR, 2020, pp. 53–65.
- [15] K.-Y. Jeng, Y.-C. Liu, Z. Y. Liu, J.-W. Wang, Y.-L. Chang, H.-T. Su, and W. Hsu, "GDN: A coarse-to-fine (c2f) representation for end-to-end 6-Dof grasp detection," in *Conference on Robot Learning*. PMLR, 2020, pp. 220–231.
- [16] P. Ni, W. Zhang, X. Zhu, and Q. Cao, "PointNet++ grasping: learning an end-to-end spatial grasp generation algorithm from sparse point clouds," in *IEEE International Conference on Robotics and Automation*, 2020, pp. 3619–3625.
- [17] M. Sundermeyer, A. Mousavian, R. Triebel, and D. Fox, "Contact-GraspNet: Efficient 6-Dof grasp generation in cluttered scenes," *IEEE International Conference on Robotics and Automation*, 2021.
- [18] Q. Hu, B. Yang, L. Xie, S. Rosa, Y. Guo, Z. Wang, N. Trigoni, and A. Markham, "Randla-Net: Efficient semantic segmentation of large-scale point clouds," in *IEEE/CVF Conference on Computer Vision and Pattern Recognition*, 2020, pp. 11 108–11 117.
- [19] S. Huang, Y. Chen, T. Yuan, S. Qi, Y. Zhu, and S.-C. Zhu, "PerspectiveNet: 3D object detection from a single RGB image via perspective points," *Advances in Neural Information Processing Systems*, vol. 32, 2019.
- [20] Y. Lin, J. Tremblay, S. Tyree, P. A. Vela, and S. Birchfield, "Single-stage keypoint-based category-level object pose estimation from an RGB image," in *IEEE International Conference on Robotics and Automation*, 2022.
- [21] C. Eppner, A. Mousavian, and D. Fox, "A billion ways to grasp: An evaluation of grasp sampling schemes on a dense, physics-based grasp data set," in *The International Symposium of Robotics Research*. Springer, 2019, pp. 890–905.
- [22] Y. Lin, C. Tang, F.-J. Chu, R. Xu, and P. A. Vela, "Primitive shape recognition for object grasping," *arXiv preprint arXiv:2201.00956*, 2022.
- [23] A. Collet, M. Martinez, and S. S. Srinivasa, "The moped framework: Object recognition and pose estimation for manipulation," *The International Journal of Robotics Research*, vol. 30, no. 10, pp. 1284–1306, 2011.
- [24] A. Ten Pas and R. Platt, "Using geometry to detect grasp poses in 3D point clouds," in *Robotics Research*. Springer, 2018, pp. 307–324.
- [25] A. Ten Pas, M. Gualtieri, K. Saenko, and R. Platt, "Grasp pose detection in point clouds," *The International Journal of Robotics Research*, vol. 36, no. 13-14, pp. 1455–1473, 2017.
- [26] H.-S. Fang, C. Wang, M. Gou, and C. Lu, "Graspnet-1billion: A large-scale benchmark for general object grasping," in *IEEE/CVF Conference on Computer Vision and Pattern Recognition*, 2020, pp. 11 444–11 453.
- [27] C. Eppner, A. Mousavian, and D. Fox, "Acronym: A large-scale grasp dataset based on simulation," in *IEEE International Conference on Robotics and Automation*, 2021, pp. 6222–6227.
- [28] M. Breyer, J. J. Chung, L. Ott, S. Roland, and N. Juan, "Volumetric grasping network: Real-time 6 Dof grasp detection in clutter," in *Conference on Robot Learning*, 2020.
- [29] C. Wu, J. Chen, Q. Cao, J. Zhang, Y. Tai, L. Sun, and K. Jia, "Grasp proposal networks: An end-to-end solution for visual learning of robotic grasps," *Advances in Neural Information Processing Systems*, vol. 33, pp. 13 174–13 184, 2020.
- [30] S. Ren, K. He, R. Girshick, and J. Sun, "Faster R-CNN: Towards real-time object detection with region proposal networks," *Advances in Neural Information Processing Systems*, vol. 28, 2015.
- [31] I.-M. Chen and J. W. Burdick, "Finding antipodal point grasps on irregularly shaped objects," *IEEE transactions on Robotics and Automation*, vol. 9, no. 4, pp. 507–512, 1993.
- [32] A. Alliegro, M. Rudorfer, F. Frattin, A. Leonardis, and T. Tommasi, "End-to-end learning to grasp from object point clouds," *arXiv preprint arXiv:2203.05585*, 2022.
- [33] Q. Lu, K. Chenna, B. Sundaralingam, and T. Hermans, "Planning multi-fingered grasps as probabilistic inference in a learned deep network," in *Robotics Research*. Springer, 2020, pp. 455–472.
- [34] M. Gou, H.-S. Fang, Z. Zhu, S. Xu, C. Wang, and C. Lu, "RGB matters: Learning 7-Dof grasp poses on monocular RGBD images," in *IEEE International Conference on Robotics and Automation*, 2021, pp. 13 459–13 466.
- [35] T. Collins and A. Bartoli, "Infinitesimal plane-based pose estimation," *International Journal of Computer Vision*, vol. 109, no. 3, pp. 252–286, 2014.
- [36] X.-S. Gao, X.-R. Hou, J. Tang, and H.-F. Cheng, "Complete solution classification for the perspective-three-point problem," *IEEE Transactions on Pattern Analysis and Machine Intelligence*, vol. 25, no. 8, pp. 930–943, 2003.
- [37] V. Lepetit, F. Moreno-Noguer, and P. Fua, "EPnP: An accurate O(n) solution to the PnP problem," *International Journal of Computer Vision*, vol. 81, no. 2, pp. 155–166, 2009.
- [38] X. Zhou, D. Wang, and P. Krähenbühl, "Objects as points," in *arXiv preprint arXiv:1904.07850*, 2019.
- [39] K. Duan, S. Bai, L. Xie, H. Qi, Q. Huang, and Q. Tian, "Centernet: Keypoint triplets for object detection," in *IEEE/CVF international conference on computer vision*, 2019, pp. 6569–6578.
- [40] T.-Y. Lin, P. Goyal, R. Girshick, K. He, and P. Dollár, "Focal loss for dense object detection," in *IEEE International Conference on Computer Vision*, 2017, pp. 2980–2988.
- [41] A. Depierre, E. Dellandréa, and L. Chen, "Jacquard: A large scale dataset for robotic grasp detection," in *IEEE/RSJ International Conference on Intelligent Robots and Systems*, 2018, pp. 3511–3516.
- [42] F. Yu, D. Wang, E. Shelhamer, and T. Darrell, "Deep layer aggregation," in *IEEE/CVF Conference on Computer Vision and Pattern Recognition*, 2018, pp. 2403–2412.
- [43] J. Dai, H. Qi, Y. Xiong, Y. Li, G. Zhang, H. Hu, and Y. Wei, "Deformable convolutional networks," in *IEEE International Conference on Computer Vision*, 2017, pp. 764–773.

- [44] T. Sattler, W. Maddern, C. Toft, A. Torii, L. Hammarstrand, E. Stenborg, D. Safari, M. Okutomi, M. Pollefeys, J. Sivic, *et al.*, “Benchmarking 6Dof outdoor visual localization in changing conditions,” in *IEEE/CVF Conference on Computer Vision and Pattern Recognition*, 2018, pp. 8601–8610.
- [45] R. Hartley, J. Trumpf, Y. Dai, and H. Li, “Rotation averaging,” *International Journal of Computer Vision*, vol. 103, no. 3, pp. 267–305, 2013.
- [46] Y. Ming, X. Meng, C. Fan, and H. Yu, “Deep learning for monocular depth estimation: A review,” *Neurocomputing*, vol. 438, pp. 14–33, 2021.