

Necessity Specifications for Robustness

JULIAN MACKAY, Victoria University of Wellington, New Zealand

SOPHIA DROSSOPOULOU, Meta, and Imperial College London, United Kingdom

JAMES NOBLE, Creative Resaerch & Programming, New Zealand

SUSAN EISENBACH, Imperial College London, United Kingdom

Robust modules guarantee to do *only* what they are supposed to do – even in the presence of untrusted, malicious clients, and considering not just the direct behaviour of individual methods, but also the emergent behaviour from calls to more than one method. *Necessity* is a language for specifying robustness, based on novel necessity operators capturing temporal implication, and a proof logic that derives explicit robustness specifications from functional specifications. Soundness and an exemplar proof are mechanised in Coq.

CCS Concepts: • **Software and its engineering** → **General programming languages**.

ACM Reference Format:

Julian Mackay, Sophia Drossopoulou, James Noble, and Susan Eisenbach. 2022. *Necessity Specifications for Robustness*. *Proc. ACM Program. Lang.* 1, OOPSLA, Article 1 (January 2022), 53 pages.

1 INTRODUCTION: NECESSARY CONDITIONS AND ROBUSTNESS

Software needs to be both *correct* (programs do what they are supposed to) and *robust* (programs *only* do what they are supposed to). We use the term *robust* as a generalisation of *robust safety* [Bugliesi et al. 2011; Gordon and Jeffrey 2001; Swasey et al. 2017] whereby a module or process or ADT is *robustly safe* if its execution preserves some safety guarantees even when run together with unknown, unverified, potentially malicious client code. The particular safety guarantees vary across the literature. We are interested in *program-specific* safety guarantees which describe *necessary conditions* for some effect to take place. In this work we propose how to specify such necessary conditions, and how to prove that modules adhere to such specifications.

We motivate the need for necessary conditions for effects through an example: Correctness is traditionally specified through Hoare [1969] triples: a precondition, a code snippet, and a postcondition. For example, part of the functional specification of a `transfer` method for a bank module is that the source account's balance decreases:

$$S_{\text{correct}} \triangleq \{ \text{pwd} = \text{src.pwd} \wedge \text{src.bal} = b \} \text{src.transfer}(\text{dst}, \text{pwd}) \{ \text{src.bal} = b - 100 \wedge \dots \}$$

Calling `transfer` on an account with the correct password will transfer the money.

Assuming termination, the precondition is a *sufficient* condition for the code snippet to behave correctly: the precondition (e.g. providing the right password) guarantees that the code (e.g. call the `transfer` function) will always achieve the postcondition (the money is transferred).

S_{correct} describes the *correct use* of the particular function, but is *not* concerned with the module's *robustness*. For example, can I pass an account to foreign untrusted code, in the expectation of receiving a payment, but without fear that a malicious client might use the account to steal my money [Miller et al. 2000]? A first attempt to specify robustness could be:

$$S_{\text{robust}_1} \triangleq \text{An account's balance does not decrease unless } \text{transfer} \text{ was called with the correct password.}$$

Authors' addresses: Julian Mackay, Victoria University of Wellington, New Zealand, julian.mackay@ecs.vuw.ac.nz; Sophia Drossopoulou, Meta, and Imperial College London, United Kingdom, scd@imperial.ac.uk; James Noble, Creative Resaerch & Programming, 5 Fernlea Ave, Darkest Karori, Wellington, 6012, New Zealand, kjx@acm.org; Susan Eisenbach, Imperial College London, United Kingdom, susan@imperial.ac.uk.

2022. 2475-1421/2022/1-ART1 \$15.00
<https://doi.org/>

Specification S_{robust_1} guarantees that it is not possible to take money out of the account without calling `transfer` and without providing the password. Calling `transfer` with the correct password is a *necessary condition* for (the effect of) reducing the account's balance.

S_{robust_1} is crucial, but not enough: it does not take account of the module's *emergent behaviour*, that is, does not cater for the potential interplay of several methods offered by the module. What if the module provided further methods which leaked the password? While no single procedure call is capable of breaking the intent of S_{robust_1} , a sequence of calls might. What we really need is

$S_{\text{robust}_2} \triangleq$ The balance of an account does not *ever* decrease in the future unless some external object *now* has access to the account's current password.

With S_{robust_2} , I can confidently pass my account to any, potentially untrusted context, where my password is not known; the payment I was expecting may or may not be made, but I know that my money will not be stolen [Miller 2011]. Note that S_{robust_2} does not mention the names of any functions in the module, and thus can be expressed without reference to any particular API – indeed S_{robust_2} can constrain *any* API with an account, an account balance, and a password.

Earlier work addressing robustness includes object capabilities [Birkedal et al. 2021; Devriese et al. 2016; Miller 2006], information control flow [Murray et al. 2013; Zdancewic and Myers 2001], correspondence assertions [Fournet et al. 2007], sandboxing [Patrignani and Garg 2021; Sammler et al. 2019], robust linear temporal logic [Anevlavis et al. 2022] – to name a few. Most of these propose *generic* guarantees (e.g. no dependencies from high values to low values), or preservation of module invariants, while we work with *problem-specific* guarantees concerned with necessary conditions for specific effects (e.g. no decrease in balance without access to password). VERX [Permenev et al. 2020a] and Chainmail [Drossopoulou et al. 2020b] also work on problem-specific guarantees. Both these approaches are able to express necessary conditions like S_{robust_1} using temporal logic operators and implication, and Chainmail is able to express S_{robust_2} , however neither have a proof logic to prove adherence to such specifications.

1.1 Necessity

In this paper we introduce *Necessity*, the first approach that is able to both express and prove (through an inference system) robustness specifications such as S_{robust_2} . Developing a specification language with a proof logic that is able to prove properties such as S_{robust_2} and must tread a fine line: the language must be rich enough to express complex specifications; temporal operators are needed along with object capability style operators that describe *permission* and *provenance*, while also being simple enough that proof rules might be devised.

The first main contribution is three novel operators that merge temporal operators and implication and most importantly are both expressive enough to capture the examples we have found in the literature and provable through an inference system. One such necessity operator is

`from A_{curr} to A_{fut} onlyIf A_{nec}`

This form says that a transition from a current state satisfying assertion A_{curr} to a future state satisfying A_{fut} is possible only if the necessary condition A_{nec} holds in the *current* state. Using this operator, we can formulate S_{robust_2} as

1	S_{robust_2}	\triangleq	<code>from</code>	<code>a:Account \wedge a.balance==bal</code>	<code>to</code>	<code>a.balance < bal</code>
2			<code>onlyIf</code>	<code>\exists o. [<code><o external></code> \wedge <code><o access a.pwd></code>]</code>		

Namely, a transition from a current state where an account's balance is `bal`, to a future state where it has decreased, may *only* occur if in the current state some `external`, unknown client object has access to that account's password. More in §2.3.

Unlike *Chainmail*'s temporal operators, the necessity operators are not first class, and may not appear in the assertions (e.g. A_{curr}). This simplification enabled us to develop our proof logic. Thus, we have reached a sweet spot between expressiveness and provability.

The second main contribution is a logic that enables us to prove that code obeys *Necessity* specifications. Our insight was that *Necessity* specifications are logically equivalent to the intersection of an *infinite* number of Hoare triples, i.e., `from A_1 to A_2 onlyIf A_3` is logically equivalent to $\forall \text{stmts}. \{A_1 \wedge \neg A_3\} \text{stmts} \{ \neg A_2 \}$. Note that in the above, the assertions A_1 , A_2 and A_3 are fixed, while the code (stmts) is universally quantified. This leaves the challenge that, usually, Hoare logics do not support such infinite quantification over the code.

We addressed that challenge through three further insights: (1) *Necessity* specifications of emergent behaviour can be built up from *Necessity* specifications of single-step executions, which (2) can be built from encapsulation and *finite* intersections of *Necessity* specifications of function calls, which (3) in turn can be obtained from *traditional* functional specifications.

1.2 Contributions and Paper Organization

The contributions of this work are:

- (1) A language to express *Necessity* specifications (§3), including three novel *Necessity* operators (§3.3) that combine implication and temporal operators.
- (2) A logic for proving a module's adherence to its *Necessity* specifications (§4), and a proof of soundness of the logic, (§4.5), both mechanised in Coq [Mackay et al. 2022].
- (3) A proof in our logic that our bank module obeys $S_{\text{robust_2}}$ (§5), mechanised in Coq. And a proof that a richer bank module which uses ghostfields and confined classes obeys $S_{\text{robust_2}}$ (§F), also mechanised in Coq.
- (4) Examples taken from the literature (§3.4 and §C) specified in *Necessity*.

We place *Necessity* into the context of related work (§6) and consider our overall conclusions (§7). The Coq proofs of (2) and (3) above appear in the supplementary material, along with appendices containing expanded definitions and further examples. In the next section, (§2), we outline our approach using a bank as a motivating example.

A strength of our work is that it is parametric with respect to assertion satisfaction and functional specifications – these questions are well covered in the literature, and offer several off-the-shelf solutions. The current work is based on a simple, imperative, typed, object oriented language with unforgeable addresses and private fields; nevertheless, we believe that our approach is applicable to several programming paradigms, and that unforgeability and privacy can be replaced by lower level mechanisms such as capability machines [Davis et al. 2019; Van Strydonck et al. 2022]. In line with other work in the literature, we do not –yet– support “callbacks” out from internal objects (whose code has been checked) to external objects (ie unknown objects whose code has not been checked).

2 OUTLINE OF OUR APPROACH

In this Section we outline our approach: we revisit our running example, the Bank Account (§2.1), introduce the three necessity operators (§2.2), give the *Necessity* specs (§2.3), outline how we model the open world (§2.4), give the main ideas of our proof system (§2.5) and outline how we use it to reason about adherence to *Necessity* specifications (§2.6).

2.1 Bank Account – three modules

Module `Modgood` consists of an empty `Password` class where each instance models a unique password, and an `Account` class with a password, and a balance, an `init` method to initialize

the password, and a `transfer` method. Note that we assume that all fields are “class-private”, i.e., methods may read and write fields of any instance of the same class, and that passwords are unforgeable and not enumerable (as in Java, albeit without reflection).

```

1 module Modgood
2   class Account
3     field balance:int
4     field pwd: Password
5     method transfer(dest:Account, pwd':Password) -> void
6       if this.pwd==pwd'
7         this.balance-=100
8         dest.balance+=100
9     method init(pwd':Password) -> void
10      if this.pwd==null
11        this.pwd=pwd'
12  class Password

```

We can capture the intended semantics of `transfer` through a functional specification with pre- and post- conditions and MODIFIES clauses as e.g., in [Leavens et al.](#); [Leino](#). The implementation of `transfer` in module `Modgood` meets this specification.

```

1 FuncSpec ≜
2   method transfer(dest:Account, pwd':Password) -> void
3   ENSURES:
4     this.pwd=pwd' ∧ this≠dest →
5     this.balancepost=this.balancepre-100 ∧ dest.balancepost=dest.balancepre+100
6   ENSURES:
7     this.pwd≠pwd' ∨ this=dest →
8     this.balancepost=this.balancepre ∧ dest.balancepost=dest.balancepre
9   MODIFIES: this.balance, dest.balance

```

Now consider the following alternative implementations: `Modbad` allows any client to reset an account’s password at any time; `Modbetter` requires the existing password in order to change it.

<hr/> <pre> 1 module Mod_{bad} 2 class Account 3 field balance:int 4 field pwd: Password 5 method transfer(...) ... 6 ... as earlier ... 7 method init(...) ... 8 ... as earlier ... 9 method set(pwd': Password) 10 this.pwd=pwd' 11 12 class Password </pre> <hr/>	<hr/> <pre> 1 module Mod_{better} 2 class Account 3 field balance:int 4 field pwd: Password 5 method transfer(...) 6 ... as earlier ... 7 8 method set(pwd',pwd': Password) 9 if (this.pwd==pwd') 10 this.pwd=pwd' 11 12 class Password </pre> <hr/>
--	---

Although the `transfer` method is the same in all three alternatives, and each one satisfies `FuncSpec`, code such as

```
an_account.set(42); an_account.transfer(rogue_account, 42)
```

is enough to drain `an_account` in `Modbad` without knowing the password.

This example also demonstrates the importance of field privacy: `Modgood` and `Modbetter` would not be any more robust than `Modbad` if the underlying programming language did not restrict access to fields. Without such a restriction, any external object would have been able to directly manipulate the fields `balance` and `pwd`.

2.2 The three necessity operators

We need a specification that rules out Mod_{bad} while permitting Mod_{good} and $\text{Mod}_{\text{better}}$. For this, we will be using one of the three necessity operators mentioned in §1.1. These operators are:

```
from  $A_{\text{curr}}$  to  $A_{\text{fut}}$  onlyIf  $A_{\text{nec}}$ 
from  $A_{\text{curr}}$  next  $A_{\text{fut}}$  onlyIf  $A_{\text{nec}}$ 
from  $A_{\text{curr}}$  to  $A_{\text{fut}}$  onlyThrough  $A_{\text{intrm}}$ 
```

The first operator was already introduced in §1.1: it says that a transition from a current state satisfying assertion A_{curr} to a future state satisfying A_{fut} is possible only if the necessary condition A_{nec} holds in the *current* state. The second operator says that a *one-step* transition from a current state satisfying assertion A_{curr} to a future state satisfying A_{fut} is possible only if A_{nec} holds in the *current* state. The third operator says that a change from A_{curr} to A_{fut} may happen only if A_{intrm} holds in some *intermediate* state.

Our assertions A , also allow for the use of capability operators, such as 1) having access to an object ($\langle \text{access } o' \rangle$) which means that o has a reference to o' , or 2) calling a method with on receiver with certain arguments, ($\langle \text{calls } o'.m(\text{args}) \rangle$), or 3) an object being external, where $\langle \text{external} \rangle$ means that o belongs to a class that is not defined in the current module, and thus its behaviour is unrestricted. These are the capability operators that we have adopted from Chainmail.

2.3 Bank Account – the right specification

We now return to our quest for a specification that rules out Mod_{bad} while permitting Mod_{good} and $\text{Mod}_{\text{better}}$. The catch is that the vulnerability present in Mod_{bad} is the result of *emergent* behaviour from the interactions of the `set` and `transfer` methods – even though $\text{Mod}_{\text{better}}$ also has a `set` method, it does not exhibit the unwanted interaction. This is exactly where a necessary condition can help: we want to avoid transferring money (or more generally, reducing an account's balance) *without* the existing account password. Phrasing the same condition the other way around rules out the theft: that money *can only* be transferred when the account's password is known.

In *Necessity* syntax, and recalling §1.1, and 2.2,

```
1   $S_{\text{robust}_1} \triangleq$  from  $a:\text{Account} \wedge a.\text{balance} == \text{bal}$  next  $a.\text{balance} < \text{bal}$ 
2                      onlyIf  $\exists o, a'. [\langle \text{external} \rangle \wedge \langle \text{calls } a.\text{transfer}(a', a.\text{pwd}) \rangle]$ 
3
4   $S_{\text{robust}_2} \triangleq$  from  $a:\text{Account} \wedge a.\text{balance} == \text{bal}$  to  $a.\text{balance} < \text{bal}$ 
5                      onlyIf  $\exists o. [\langle \text{external} \rangle \wedge \langle \text{access } a.\text{pwd} \rangle]$ 
```

S_{robust_1} does not fit the bill: all three modules satisfy it. But S_{robust_2} does fit the bill: Mod_{good} and $\text{Mod}_{\text{better}}$ satisfy S_{robust_2} , while Mod_{bad} does not.

A critical point of S_{robust_2} is that it is expressed in terms of observable effects (the account's balance is reduced: $a.\text{balance} < \text{bal}$) and the shape of the heap (external access to the password: $\langle \text{external} \rangle \wedge \langle \text{access } a.\text{pwd} \rangle$) rather than in terms of individual methods such as `set` and `transfer`. This gives our specifications the vital advantage that they can be used to constrain *implementations* of a bank account with a balance and a password, irrespective of the API it offers, the services it exports, or the dependencies on other parts of the system.

This example also demonstrates that adherence to *Necessity* specifications is not monotonic: adding a method to a module does not necessarily preserve adherence to a specification, and while separate methods may adhere to a specification, their combination does not necessarily do so. For example, Mod_{good} satisfies S_{robust_2} , while Mod_{bad} does not. This is why we say that *Necessity* specifications capture a module's *emergent behaviour*.

2.3.1 How useful is S_{robust_2} ? One might think that S_{robust_2} was not useful: normally, there will exist somewhere in the heap at least one external object with access to the password – if no such object existed, then nobody would be able to use the money of the account. And if such an object did exist, then the premise of S_{robust_2} would not hold, and thus the guarantee given by S_{robust_2} might seem vacuous.

This is *not* so: in scopes from which such external objects with access to the password are not (transitively) reachable, S_{robust_2} guarantees that the balance of the account will not decrease. We illustrate this through the following code snippet:

```

1 module Mod1
2   ...
3   method cautious(untrusted:Object)
4     a = new Account
5     p = new Password
6     a.set(null,p)
7     ...
8     untrusted.make_payment(a)
9     ...

```

The method `cautious` has as argument an external object `untrusted`, of unknown provenance. It creates a new `Account` and initializes its password. In the scope of this method, external objects with access to the password are reachable: thus, during execution of line 7, or line 9 the balance may decrease.

Assume that class `Account` is from a module which satisfies S_{robust_2} . Assume also that the code in line 7 does not leak the password to `untrusted`. Then no external object reachable from the scope of execution of `make_payment` at line 8 has access to the password. Therefore, even though we are calling an untrusted object, S_{robust_2} guarantees that `untrusted` will not be able to take any money out of `a`.

A proof sketch of the safety provided by S_{robust_2} appears in Appendix H. Note that in this example, we have (at least) three modules: the internal module which defines class `Account` adhering to S_{robust_2} , the external module `Mod1`, and the external module which contains the class definition for `untrusted`. Our methodology allows the external module, `Mod1` to reason about its own code, and thus pass `a` to code from the second external module, without fear of losing money. In further work we want to make such arguments more generally applicable, and extend Hoare logics to encompass such proof steps.

2.4 Internal and external modules, objects, and calls

Our work concentrates on guarantees made in an *open* setting; that is, a given module M must be programmed so that execution of M together with *any* external module M' will uphold these guarantees. In the tradition of visible states semantics, we are only interested in upholding the guarantees while M' , the *external* module, is executing. A module can temporarily break its own invariants, so long as the broken invariants are never visible externally.

We therefore distinguish between *internal* objects – instances of classes defined in M – and *external* objects defined in any other module. We also distinguish between *internal* calls (from either an internal or an external object) made to internal objects and *external* calls made to external objects. Looking at the code snippet from §2.3.1, the call to `set` on line 6 is an internal call, while the call to `make_payment` is an external call – from the external object `this` to the external object `untrusted`.

Because we only require guarantees while the external module is executing, we develop an *external states* semantics, where any internal calls are executed in one, large, step. With external

steps semantics, the executing object (`this`) is always external. In line with other work in the literature [Albert et al. 2020; Grossman et al. 2017; Permenev et al. 2020b], we currently forbid calls from internal to external objects – further details on call-backs in §6.

For the purposes of the current work we are only interested in one internal, and one external module. But the interested reader might ask: what if there is more than one external module? The answer is that from the internal module’s viewpoint, all external modules are considered as one; for this we provide a module linking operator with the expected semantics – more details in Def. 3.1 and §A. But from the external module’s viewpoint, there may be more than one external module: for example, in §2.3.1, module Mod_1 is external to the module implementing class `Account`, and the module implementing the class of `untrusted` is external to Mod_1 .

2.5 Reasoning about Necessity

We will now outline the key ingredients of our logic with which we prove that modules obey *Necessity* specifications. We will use the auxiliary concept that an assertion A is *encapsulated* by a module M , if A can only be invalidated through a call to a method from M – more in §4.1.

The *Necessity* logic is based on the insight that the specification

`from A_1 to A_2 onlyIf A_3`

is logically equivalent to

$\forall \text{stmts}. \{A_1 \wedge \neg A_3\} \text{stmts} \{\neg A_2\}$

– that is, with an *infinite* conjunction of Hoare triples, where the three assertions are fixed, but the code, `stmts`, is universally quantified. This leaves the challenge that usually, Hoare logics do not support such infinite conjunctions over code. Three ideas helped us address that challenge:

From Hoare triples to per-call specs The Hoare triple $\{A_1 \wedge \neg A_3\} \times.m(yS) \{\neg A_2\}$ is logically equivalent to the specification `from ($A_1 \wedge \langle _ \text{ calls } x.m(yS) \rangle$) next A_2 onlyIf A_3 .`

From per-call specs to per-step specs If an assertion A_2 is *encapsulated* by a module – and thus the only way from a state that satisfies A_2 to a state that does not, is through a call to a method in that module – then the *finite conjunction* that all methods of that module `from ($A_1 \wedge A_2 \wedge \langle _ \text{ calls } x.m(yS) \rangle$) next $\neg A_2$ onlyIf A_3` is logically equivalent to `from $A_1 \wedge A_2$ next $\neg A_2$ onlyIf A_3 .`

Proof logic for emergent behaviour combines several specifications to reason about the emergent behaviour, e.g., `from A_1 to A_2 onlyThrough A_3` and `from A_1 to A_3 onlyIf A_4` implies `from A_1 to A_2 onlyIf A_4 .`

Thus, our system consists of four parts (five including functional specifications): **(Part 1)** assertion encapsulation, **(Part 2)** per-method specifications, **(Part 3)** per-step specifications, and **(Part 4)** specifications of emergent behaviour. The structure of the system, and the dependency of each part on preceding parts is given in Fig. 1. Functional specifications are used to prove per-method specifications, which coupled with assertion encapsulation is used to prove per-step specifications, which is used to prove specifications of emergent behaviour.

Our *Necessity* logic is parametric with respect to the way we ascertain whether an assertion is encapsulated and the way we obtain functional specifications. As a result we can leverage results from many different approaches. Further, our proofs of *Necessity* do not inspect method bodies: we rely on simple annotations to infer encapsulation, and on pre and post-conditions to infer per-method conditions.

2.6 Outline of the proof that $\text{Mod}_{\text{better}}$ obeys $S_{\text{robust_2}}$

For illustration, we outline a proof that $\text{Mod}_{\text{better}}$ adheres to $S_{\text{robust_2}}$. note that for illustration purposes, in this paper we show how assertion encapsulation can be proven based on simple

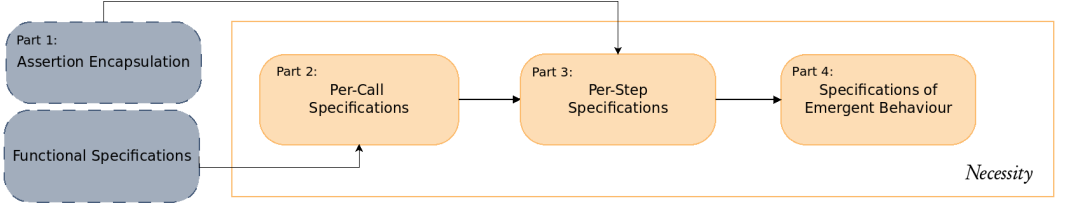


Fig. 1. Parts of *Necessity* Logic and their Dependencies. Note that gray parts with a dashed border indicate parts that are not part of *Necessity*, and on which *Necessity* is parametric.

annotations inspired by confinement types [Vitek and Bokowski 1999]; we could just as easily rely on other language mechanisms, *e.g.*, ownership types, or even develop custom logics.

Part 1: Assertion Encapsulation.

We begin by proving that $\text{Mod}_{\text{better}}$ encapsulates:

- (A) The balance
- (B) The password
- (C) External accessibility to an account's password – that is, the property that no external object has access to the password may only be invalidated by calls to $\text{Mod}_{\text{better}}$.

Part 2: Per-Method Specifications

We prove that the call of any method from $\text{Mod}_{\text{better}}$ (`set` and `transfer`) satisfies:

- (D) If the balance decreases, then `transfer` was called with the correct password
- (E) If the password changes, then the method called was `set` with the correct password
- (F) It will not provide external accessibility to the password.

Part 3: Per-step Specifications

We then raise our results of Parts 1 and 2 to reason about arbitrary *single-step* executions:

- (F) By (A) and (D) only `transfer` and external access to the password may decrease the balance.
- (G) By (B) and (E) only `set` and external access to the password may change the password.
- (H) By (C) and (F) no step may grant external accessibility to an account's password.

Part 4: Specifications of Emergent Behaviour

We then raise our necessary conditions of Part 3 to reason about *arbitrary* executions:

- (I) A decrease in balance over any number of steps implies that some single intermediate step reduced the account's balance.
- (J) By (F) we know that step must be a call to `transfer` with the correct password.
- (K) When `transfer` was called, either
 - (K1) The password used was the current password, and thus by (H) we know that the current password must be externally known, satisfying $S_{\text{robust_2}}$, or
 - (K2) The password had been changed, and thus by (G) some intermediate step must have been a call to `set` with the current password. Thus, by (H) we know that the current password must be externally known, satisfying $S_{\text{robust_2}}$.

3 THE MEANING OF NECESSITY

In this section we define the *Necessity* specification language. We first define an underlying programming language, *Tool* (§3.1). We then define an assertion language, *Assert*, which can talk about the contents of the state, as well as about provenance, permission and control (§3.2). Finally, we define the syntax and semantics of our full language for writing *Necessity* specifications (§3.3).

3.1 Tool

Tool is a small, imperative, sequential, class based, typed, object-oriented language, whose fields are private to the class where they are defined. *Tool* is straightforward: Appendix A contains the full definitions. *Tool* is based on \mathcal{L}_∞ [Drossopoulou et al. 2020b], with some small variations, as well as the addition of a simple type system – more in 4.1.2. A *Tool* state σ consists of a heap χ , and a stack ψ which is a sequence of frames. A frame ϕ consists of local variable map, and a continuation, i.e. a sequence of statements to be executed. A statement may assign to variables, create new objects and push them to the heap, perform field reads and writes on objects, or call methods on those objects.

Modules are mappings from class names to class definitions. Execution is in the context of a module M and a state σ , defined via unsurprising small-step semantics of the form $M, \sigma \rightsquigarrow \sigma'$. The top frame's continuation contains the statement to be executed next.

As discussed in §2.5, open world specifications need to be able to provide guarantees which hold during execution of an internal, known, trusted module M when linked together with any unknown, untrusted, module M' . These guarantees need only hold when the external module is executing; we are not concerned if they are temporarily broken by the internal module. Therefore, we are only interested in states where the executing object (`this`) is an external object. To express our focus on external states, we define the *external states semantics*, of the form $M'; M, \sigma \rightsquigarrow \sigma'$, where M' is the external module, and M is the internal module, and where we collapse all internal steps into one single step.

Definition 3.1 (External States Semantics). For modules M, M' , and states σ, σ' , we say that $M'; M, \sigma \rightsquigarrow \sigma'$ if and only if there exist $n \in \mathbb{N}$, and states $\sigma_0, \dots, \sigma_n$, such that

- $\sigma = \sigma_1$, and $\sigma' = \sigma_n$,
- $M' \circ M, \sigma_i \rightsquigarrow \sigma_{i+1}$ for all $i \in [0..n)$,
- $\text{classOf}(\sigma, \text{this}), \text{classOf}(\sigma', \text{this}) \in M'$,
- $\text{classOf}(\sigma_i, \text{this}) \in M$ for all $i \in (1..n)$.

The function $\text{classOf}(\sigma, _)$ is overloaded: applied to a variable, $\text{classOf}(\sigma, x)$ looks up the variable x in the top frame of σ , and returns the class of the corresponding object in the heap of σ ; applied to an address, $\text{classOf}(\sigma, \alpha)$ returns the class of the object referred by address α in the heap of σ . The module linking operator \circ , applied to two modules, $M' \circ M$, combines the two modules into one module in the obvious way, provided their domains are disjoint. Full details in Appendix A.

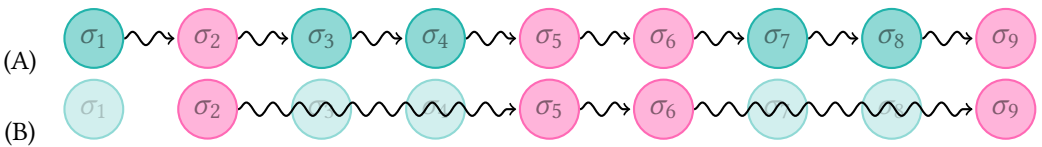


Fig. 2. External States Semantics (Def. 3.1), (A) $M' \circ M, \sigma_1 \rightsquigarrow \dots \rightsquigarrow \sigma_9$ and (B) $M'; M, \sigma_2 \rightsquigarrow \dots \rightsquigarrow \sigma_9$, where $\text{classOf}(\sigma_1, \text{this}), \text{classOf}(\sigma_3, \text{this}), \text{classOf}(\sigma_4, \text{this}), \text{classOf}(\sigma_7, \text{this}), \text{classOf}(\sigma_8, \text{this}) \in M$, and where $\text{classOf}(\sigma_2, \text{this}), \text{classOf}(\sigma_5, \text{this}), \text{classOf}(\sigma_6, \text{this}), \text{classOf}(\sigma_9, \text{this}) \in M'$.

Fig. 2 inspired by Drossopoulou et al. [2020b] provides a simple graphical description of our external states semantics: (A) is the “normal” execution after linking two modules into one: $M' \circ M, \dots \rightsquigarrow \dots$ whereas (B) is the external states execution when M' is external, $M'; M, \dots \rightsquigarrow \dots$. Note that whether a module is external or internal depends on perspective – nothing in a module itself renders it internal or external. For example, in $M_1; M_2, \dots \rightsquigarrow \dots$ the external module is M_1 , while in $M_2; M_1, \dots \rightsquigarrow \dots$ the external module is M_2 .

We use the notation $M'; M, \sigma \rightsquigarrow^* \sigma'$ to denote zero or more steps starting at state σ and ending at state σ' , in the context of internal module M and external module M' . We are not concerned with internal states or states that can never arise. A state σ is *arising*, written $\text{Arising}(M', M, \sigma)$, if it may arise by external states execution starting at some initial configuration:

Definition 3.2 (Arising States). For modules M and M' , a state σ is called an *arising* state, formally $\text{Arising}(M', M, \sigma)$, if and only if there exists some σ_0 such that $\text{Initial}(\sigma_0)$ and $M'; M, \sigma_0 \rightsquigarrow^* \sigma$.

An *Initial* state’s heap contains a single object of class `Object`, and its stack consists of a single frame, whose local variable map is a mapping from `this` to the single object, and whose continuation is any statement. (See Definitions A.5 and 3.2).

Applicability. While our work is based on a simple, imperative, typed, object oriented language with unforgeable addresses and private fields, we believe that it is applicable to several programming paradigms, and that unforgeability and privacy can be replaced by lower level mechanisms such as capability machines [Davis et al. 2019; Van Strydonck et al. 2022].

3.2 Assert

Assert is a basic assertion language extended with object-capability assertions.

3.2.1 Syntax of Assert. The syntax of *Assert* is given in Definition 3.3. An assertion may be an expression, a query of the defining class of an object, the usual connectives and quantifiers, along with three non-standard assertion forms: (1) *Permission* and (2) *Provenance*, inspired by the capabilities literature, and (3) *Control* which allows tighter characterisation of the cause of effects – useful for the specification of large APIs.

- *Permission* ($\langle x \text{ access } y \rangle$): x has access to y .
- *Provenance* ($\langle x \text{ internal} \rangle$ and $\langle y \text{ external} \rangle$): x is an internal (i.e. trusted) object, and y is an external (i.e. untrusted) object.
- *Control* ($\langle x \text{ calls } y.m(\bar{z}) \rangle$): x calls method m on object y with arguments \bar{z} .

Definition 3.3. Assertions (A) in *Assert* are defined as follows:

$$A ::= e \mid e : C \mid \neg A \mid A \wedge A \mid A \vee A \mid \forall x.[A] \mid \exists x.[A] \\ \mid \langle x \text{ access } y \rangle \mid \langle x \text{ internal} \rangle \mid \langle x \text{ external} \rangle \mid \langle x \text{ calls } y.m(\bar{z}) \rangle$$

3.2.2 Semantics of Assert. The semantics of *Assert* is given in Definition 3.4. We use the evaluation relation, $M, \sigma, e \hookrightarrow v$, which says that the expression e evaluates to value v in the context of state σ and module M . Note that expressions in Tool may be recursively defined, and thus evaluation need not terminate. Nevertheless, the logic of A remains classical because recursion is restricted to expressions, and not generally to assertions. We have taken this approach from Drossopoulou et al. [2020b], which also contains a mechanized Coq proof that assertions are classical [Drossopoulou et al. 2020a]. The semantics of \hookrightarrow is unsurprising (see Fig.11).

Shorthands: $[x]_\phi = v$ means that x maps to value v in the local variable map of frame ϕ , $[x]_\sigma = v$ means that x maps to v in the top most frame of σ ’s stack, and $[x.f]_\sigma = v$ has the obvious meaning.

The terms $\sigma.\text{stack}$, $\sigma.\text{contn}$, $\sigma.\text{heap}$ mean the stack, the continuation at the top frame of σ , and the heap of σ . The term $\alpha \in \sigma.\text{heap}$ means that α is in the domain of the heap of σ , and x *fresh in σ* means that x isn't in the variable map of the top frame of σ , while the substitution $\sigma[x \mapsto \alpha]$ is applied to the top frame of σ . $C \in M$ means that class C is in the domain of module M .

Definition 3.4 (Satisfaction of Assertions by a module and a state). We define satisfaction of an assertion A by a state σ with module M as:

- (1) $M, \sigma \models e$ iff $M, \sigma, e \hookrightarrow \text{true}$
- (2) $M, \sigma \models e : C$ iff $M, \sigma, e \hookrightarrow \alpha$ and $\text{classOf}(\sigma, \alpha) = C$
- (3) $M, \sigma \models \neg A$ iff $M, \sigma \not\models A$
- (4) $M, \sigma \models A_1 \wedge A_2$ iff $M, \sigma \models A_1$ and $M, \sigma \models A_2$
- (5) $M, \sigma \models A_1 \vee A_2$ iff $M, \sigma \models A_1$ or $M, \sigma \models A_2$
- (6) $M, \sigma \models \forall x. [A]$ iff $M, \sigma[x \mapsto \alpha] \models A$, for some x fresh in σ , and for all $\alpha \in \sigma.\text{heap}$.
- (7) $M, \sigma \models \exists x. [A]$ iff $M, \sigma[x \mapsto \alpha] \models A$, for some x fresh in σ , and for some $\alpha \in \sigma.\text{heap}$.
- (8) $M, \sigma \models \langle x \text{ access } y \rangle$ iff
 - (a) $[x.f]_\sigma = [y]_\sigma$ for some f ,
 - or
 - (b) $[x]_\sigma = [\text{this}]_\phi$, $[y]_\sigma = [z]_\phi$, and $z \in \phi.\text{contn}$ for some variable z , and some frame ϕ in $\sigma.\text{stack}$.
- (9) $M, \sigma \models \langle x \text{ internal} \rangle$ iff $\text{classOf}(\sigma, x) \in M$
- (10) $M, \sigma \models \langle x \text{ external} \rangle$ iff $\text{classOf}(\sigma, x) \notin M$
- (11) $M, \sigma \models \langle x \text{ calls } y.m(z_1, \dots, z_n) \rangle$ iff
 - (a) $\sigma.\text{contn} = (w := y'.m(z'_1, \dots, z'_n); s)$, for some variable w , and some statement s ,
 - (b) $M, \sigma \models x = \text{this}$ and $M, \sigma \models y = y'$,
 - (c) $M, \sigma \models z_i = z'_i$ for all $1 \leq i \leq n$

Quantification (defined in 6 and 7) is done over all objects on the heap. We do not include quantification over primitive types such as integers as Tool is too simple. The Coq mechanisation does include primitive types.

The assertion $\langle x \text{ access } y \rangle$ (defined in 8) requires that x has access to y either through a field of x (case 8a), or through some call in the stack, where x is the receiver and y is one of the arguments (case 8b). Note that access is not deep, and only refers to objects that an object has direct access to via a field or within the context of a current scope. The restricted form of access used in *Necessity* specifically captures a crucial property of robust programs in the open world: access to an object does not imply access to that object's internal data. For example, an object may have access to an account a , but a safe implementation of the account would never allow that object to leverage that access to gain direct access to $a.\text{pwd}$.

The assertion $\langle x \text{ calls } y.m(z_1, \dots, z_n) \rangle$ (defined in 11) describes the current innermost active call. It requires that the current receiver (this) is x , and that it calls the method m on y with arguments z_1, \dots, z_n – It does *not* mean that somewhere in the call stack there exists a call from x to $y.m(\dots)$. Note that in most cases, satisfaction of an assertion not only depends on the state σ , but also depends on the module in the case of expressions (1), class membership (2), and internal or external provenance (9 and 10).

We now define what it means for a module to satisfy an assertion: M satisfies A if any state arising from external steps execution of that module with any other external module satisfies A .

Definition 3.5 (Satisfaction of Assertions by a module). For a module M and assertion A , we say that $M \models A$ if and only if for all modules M' , and all σ , if $\text{Arising}(M', M, \sigma)$, then $M, \sigma \models A$.

In the current work we assume the existence of a proof system that judges $M \vdash A$, to prove satisfaction of assertions. We will not define such a judgement, but will rely on its existence later on for Theorem 4.4. We define soundness of such a judgement in the usual way:

Definition 3.6 (Soundness of Assert Provability). A judgement of the form $M \vdash A$ is *sound*, if for all modules M and assertions A , if $M \vdash A$ then $M \models A$.

3.2.3 Inside. We define a final shorthand predicate `inside(o)` which states that only internal objects have access to o . The object o may be either internal or external.

Definition 3.7 (Inside). $\text{inside}(o) \triangleq \forall x. [\langle x \text{ access } o \rangle \Rightarrow \langle x \text{ internal} \rangle]$

`inside` is a very useful concept. For example, the balance of an account whose password is `inside` will not decrease in the next step. Often, API implementations contain objects whose capabilities, while crucial for the implementation, if exposed, would break the intended guarantees of the API. Such objects need to remain `inside`- see such an example in Section 5.

3.3 Necessity operators

3.3.1 Syntax of Necessity Specifications. The *Necessity* specification language extends *Assert* with our three novel *Necessity operators*:

- from A_1 next A_2 onlyIf A** : If an arising state satisfies A_1 , and a single execution step reaches a state satisfying A_2 , then the original state must have also satisfied A .
- from A_1 to A_2 onlyIf A** : If an arising state satisfies A_1 and a number of execution steps reach a state satisfying A_2 , then the original state must have also satisfied A .
- from A_1 to A_2 onlyThrough A** : If an arising state satisfies A_1 , and a number of execution steps reach a state satisfying A_2 , then execution must have passed through some *intermediate* state satisfying A .

The syntax of *Necessity* specifications is given below

Definition 3.8. Syntax of Necessity Specifications

$S ::= A \mid \text{from } A_1 \text{ to } A_2 \text{ onlyIf } A_3 \mid \text{from } A_1 \text{ to } A_2 \text{ onlyThrough } A_3 \mid \text{from } A_1 \text{ next } A_2 \text{ onlyIf } A_3$

As an example, we consider the following three specifications:

1	$S_{\text{next_dcr_if_acc}} \triangleq$	<code>from a:Account \wedge a.balance==bal next a.balance < bal</code>
2		<code>onlyIf $\exists o. [\langle o \text{ external} \rangle \wedge \langle o \text{ access a.pwd} \rangle]$</code>
3	$S_{\text{to_dcr_if_acc}} \triangleq$	<code>from a:Account \wedge a.balance==bal to a.balance < bal</code>
4		<code>onlyIf $\exists o. [\langle o \text{ external} \rangle \wedge \langle o \text{ access a.pwd} \rangle]$</code>
5	$S_{\text{to_dcr_thr_acc}} \triangleq$	<code>from a:Account \wedge a.balance==bal next a.balance < bal</code>
6		<code>onlyThrough $\exists o. [\langle o \text{ external} \rangle \wedge \langle o \text{ access a.pwd} \rangle]$</code>

$S_{\text{next_dcr_if_acc}}$ requires that an account's balance may decrease in *one step* (go from a state where the balance is `bal` to a state where it is less than `bal`) only if the password is accessible to an external object (in the original state an external object had access to the password). $S_{\text{to_dcr_if_acc}}$ requires that an account's balance may decrease in *any number of steps* only if the password is accessible to an external object. $S_{\text{to_dcr_thr_acc}}$ requires that an account's balance may decrease in *any number of steps* only if in *some intermediate state* the password was accessible to an external object – the *intermediate* state where the password is accessible to the external object might be the *starting* state, the *final* state, or any state in between.

3.3.2 Semantics of Necessity Specifications. We now define what it means for a module M to satisfy specification S , written as $M \models S$. The Definition 3.9 below is straightforward, apart from the use of the $\sigma' \triangleleft \sigma$ (best read as “ σ' seen from σ ”) to deal with the fact that execution might change the bindings in local variables. We explain this in detail in §3.3.3, but for now, the reader may ignore the applications of that operator and read $\sigma' \triangleleft \sigma$ as σ' , and also read $\sigma_k \triangleleft \sigma_1$ as σ_k . We illustrate the meaning of the three operators in Fig. 3.

from A_1 to A_2 onlyIf A :



from A_1 next A_2 onlyIf A :



from A_1 to A_2 onlyThrough A :



Fig. 3. Illustrating the three *Necessity* operators

Definition 3.9 (Semantics of Necessity Specifications). We define $M \models S$ by cases over the four possible syntactic forms. For any assertions A_1 , A_2 , and A :

- $M \models A$ iff for all M' , σ , if $\text{Arising}(M', M, \sigma)$, then $M, \sigma \models A$. (see Def. 3.5)
- $M \models \text{from } A_1 \text{ to } A_2 \text{ onlyIf } A$ iff for all M' , σ , σ' , such that $\text{Arising}(M', M, \sigma)$:

$$\left. \begin{array}{l} - M, \sigma \models A_1 \\ - M, \sigma' \triangleleft \sigma \models A_2 \\ - M'; M, \sigma \rightsquigarrow^* \sigma' \end{array} \right\} \Rightarrow M, \sigma \models A$$
- $M \models \text{from } A_1 \text{ next } A_2 \text{ onlyIf } A$ iff for all M' , σ , σ' , such that $\text{Arising}(M', M, \sigma)$:

$$\left. \begin{array}{l} - M, \sigma \models A_1 \\ - M, \sigma' \triangleleft \sigma \models A_2 \\ - M'; M, \sigma \rightsquigarrow \sigma' \end{array} \right\} \Rightarrow M, \sigma \models A$$
- $M \models \text{from } A_1 \text{ to } A_2 \text{ onlyThrough } A$ iff for all M' , $\sigma_1, \sigma_2, \dots, \sigma_n$, such that $\text{Arising}(M', M, \sigma_1)$:

$$\left. \begin{array}{l} - M, \sigma_1 \models A_1 \\ - M, \sigma_n \triangleleft \sigma_1 \models A_2 \\ - \forall i \in [1..n). M'; M, \sigma_i \rightsquigarrow \sigma_{i+1} \end{array} \right\} \Rightarrow \exists k. 1 \leq k \leq n \wedge M, \sigma_k \triangleleft \sigma_1 \models A$$

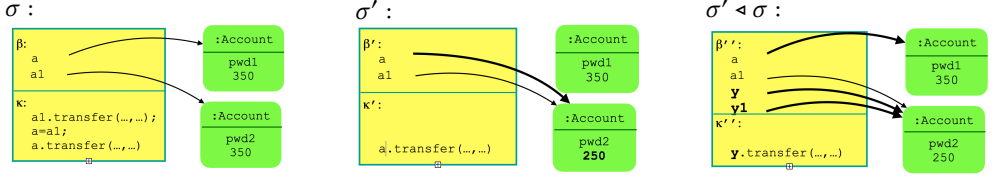


Fig. 4. Illustrating adaptation

Revisiting the examples from the previous subsection, we obtain that all three modules satisfy $S_{\text{next_dcr_if_acc}}$. But Mod_{bad} does not satisfy $S_{\text{to_dcr_if_acc}}$: as already discussed in §2.1, with a of class `Account` implemented as in Mod_{bad} , starting in a state where no external object has access to `a`'s password, and executing `a.set(42); a.transfer(rogue_account, 42)` leads to a state where the balance has decreased. All three modules satisfy $S_{\text{to_dcr_thr_acc}}$: namely, in all cases, the balance can only decrease if there was a call to `a.transfer(_, p)` where `p = a.pwd`, and since that call can only be made from an external object, `p` is externally known at the time of that call.

$$\begin{array}{lll}
 \text{Mod}_{\text{good}} \models S_{\text{next_dcr_if_acc}} & \text{Mod}_{\text{bad}} \models S_{\text{next_dcr_if_acc}} & \text{Mod}_{\text{better}} \models S_{\text{next_dcr_if_acc}} \\
 \text{Mod}_{\text{good}} \models S_{\text{to_dcr_if_acc}} & \text{Mod}_{\text{bad}} \not\models S_{\text{to_dcr_if_acc}} & \text{Mod}_{\text{better}} \models S_{\text{to_dcr_if_acc}} \\
 \text{Mod}_{\text{good}} \models S_{\text{to_dcr_thr_acc}} & \text{Mod}_{\text{bad}} \models S_{\text{to_dcr_thr_acc}} & \text{Mod}_{\text{better}} \models S_{\text{to_dcr_thr_acc}}
 \end{array}$$

3.3.3 Adaptation. We now discuss the adaptation operator. To see the need, consider specification

```

1   $S_{\text{to\_dcr\_thr\_call}} \triangleq$  from a:Account  $\wedge$  a.balance==350 next a.balance == 250
2  onlyIf  $\exists o. [(o \text{ external}) \wedge (o \text{ calls } a.\text{transfer}(\_, \_, \_))]$ 

```

Without adaptation, the semantics of $S_{\text{to_dcr_thr_call}}$ would be: If $_, \sigma \models a.\text{balance}==350$, and $_, \sigma \rightsquigarrow^* \sigma'$ and $\sigma' \models a.\text{balance}==250$, then between σ and σ' there must be call to `a.transfer`. But if σ happened to have another account `a1` with balance 350, and if we reach σ' from σ by executing `a1.transfer(...); a=a1`, then we would reach a σ' *without* `a.transfer` having been called: indeed, without the account `a` from σ having changed at all. In fact, with such a semantics, a module would satisfy $S_{\text{to_dcr_thr_call}}$ only if it did not support decrease of the balance by 100, or if states where an account's balance is 350 were unreachable!

This is the remit of the adaptation operator: when we consider the future state, we must “see it from” the perspective of the current state; the binding for variables such as `a` must be from the current state, even though we may have assigned to them in the mean time. Thus, $\sigma' \triangleleft \sigma$ keeps the heap from σ' , and renames the variables in the top stack frame of σ' so that all variables defined in σ have the same bindings as in σ ; the continuation must be adapted similarly (see Fig. 4).

Under adaptation, the semantics of $S_{\text{to_dcr_thr_call}}$ is: if $_, \sigma \models a.\text{balance}==350$, and $_, \sigma \rightsquigarrow^* \sigma'$ and $_, \sigma' \triangleleft \sigma \models a.\text{balance}==250$, then some intermediate state's continuation must contain a call to `a.transfer`; where, all variables bound in the initial state, σ , have the same bindings in $\sigma' \triangleleft \sigma$.

Fig. 4 illustrates the semantics of $\sigma' \triangleleft \sigma$. In σ the variable `a` points to an `Account` with password `pwd1`, and balance 350; the variable `a1` points to an `Account` with password `pwd2`, and balance 350; and the continuation is `a1.transfer(...); a=a1; a.transfer(...)`. We reach σ' by executing the first two statements from the continuation. Thus, $\sigma' \triangleleft \sigma \not\models a.\text{balance}==250$. Moreover, in $\sigma' \triangleleft \sigma$ we introduce the fresh variables `y` and `y1`, and replace `a` and `a1` by `y` and `y1` in the continuation. This gives that $\sigma' \triangleleft \sigma \models _ \text{calls } a1.\text{transfer}(_)$ and $\sigma' \triangleleft \sigma \not\models _ \text{calls } a.\text{transfer}(_)$.

Definition 3.10 describes the \triangleleft operator in all detail (it is equivalent to, but not identical to the definition given in [Drossopoulou et al. 2020b]). We introduce fresh variables \bar{y} – as many as in the σ' top frame variable map – $\text{dom}(\beta') = \bar{x}$, and $|\bar{y}| = |\bar{x}|$. We extend σ' 's variable map (β), so that it also maps \bar{y} in the way that σ' 's variable map (β') maps its local variables – $\beta'' = \beta[\bar{y} \mapsto \beta'(\bar{x})]$. We rename \bar{x} in σ' continuation to $\bar{y} - \kappa'' = [\bar{y}/\bar{x}]\kappa'$.

Definition 3.10. For any states σ, σ' , heaps χ, χ' , variable maps β, β' , and continuations κ, κ' , such that $\sigma = (\chi, (\beta, \kappa) : \psi)$, and $\sigma' = (\chi', (\beta', \kappa') : \psi')$, we define

- $\sigma' \triangleleft \sigma \triangleq (\chi', (\beta'', \kappa'') : \psi')$

where there exist variables \bar{y} such that $\beta'' = \beta[\bar{y} \mapsto \beta'(\bar{x})]$, and $\kappa'' = [\bar{y}/\bar{x}]\kappa'$, and $\text{dom}(\beta') = \bar{x}$, and $|\bar{y}| = |\bar{x}|$, and \bar{y} are fresh in β and β' .

Strictly speaking, \triangleleft does not define one unique state: Because variables \bar{y} are arbitrarily chosen, \triangleleft describes an infinite set of states. These states satisfy the same assertions and therefore are equivalent with each other. This is why it is sound to use \triangleleft as an operator, rather than as a set.

3.4 Expressiveness

We discuss expressiveness of *Necessity* operators, by comparing them with one another, with temporal operators, and with other examples from the literature.

Relationship between Necessity Operators. The three *Necessity* operators are related by generality. *Only If* (`from A_1 to A_2 onlyIf A`) implies *Single-Step Only If* (`from A_1 next A_2 onlyIf A`), since if A is a necessary precondition for multiple steps, then it must be a necessary precondition for a single step. *Only If* also implies an *Only Through*, where the intermediate state is the starting state of the execution. There is no further relationship between *Single-Step Only If* and *Only Through*.

Relationship with Temporal Logic. Two of the three *Necessity* operators can be expressed in traditional temporal logic: `from A_1 to A_2 onlyIf A` can be expressed as $A_1 \wedge \Diamond A_2 \longrightarrow A$, and `from A_1 next A_2 onlyIf A` can be expressed as $A_1 \wedge \bigcirc A_2 \longrightarrow A$ (where \Diamond denotes any future state, and \bigcirc denotes the next state). Critically, `from A_1 to A_2 onlyThrough A` cannot be encoded in temporal logics without “nominals” (explicit state references), because the state where A holds must be between the state where A_1 holds, and the state where A_2 holds; and this must be so on *every* execution path from A_1 to A_2 [Braüner 2022; Brotherston et al. 2020]. TLA+, for example, cannot describe “only through” conditions [Lamport 2002], but we have found “only through” conditions critical to our proofs.

The DOM. This is the motivating example in [Devriese et al. 2016], dealing with a tree of DOM nodes: Access to a DOM node gives access to all its parent and children nodes, with the ability to modify the node's `property` – where `parent`, `children` and `property` are fields in class `Node`. Since the top nodes of the tree usually contain privileged information, while the lower nodes contain less crucial third-party information, we must be able to limit access given to third parties to only the lower part of the DOM tree. We do this through a `Proxy` class, which has a field `node` pointing to a `Node`, and a field `height`, which restricts the range of `Nodes` which may be modified through the use of the particular `Proxy`. Namely, when you hold a `Proxy` you can modify the `property` of all the descendants of the `height`-th ancestors of the node of that particular `Proxy`. We say that `pr` has *modification-capabilities* on `nd`, where `pr` is a `Proxy` and `nd` is a `Node`, if the `pr.height`-th parent of the node at `pr.node` is an ancestor of `nd`.

The specification `DOMSpec` states that the `property` of a node can only change if some external object presently has access to a node of the DOM tree, or to some `Proxy` with modification-capabilities to the node that was modified.

```

1 DOMSpec  $\triangleq$  from nd : Node  $\wedge$  nd.property = p to nd.property != p
2   onlyIf  $\exists$  o. [  $\langle$ o external $\rangle \wedge$ 
3     (  $\exists$  nd':Node. [  $\langle$ o access nd' $\rangle$  ]  $\vee$ 
4      $\exists$  pr:Proxy, k:N. [  $\langle$ o access pr $\rangle \wedge$  nd.parentk=pr.node.parentpr.height ]

```

More examples. In order to investigate *Necessity*'s expressiveness, we used it for examples provided in the literature. In Appendix C, we compare with examples proposed by Drossopoulou et al. [2020b], and Permenev et al. [2020a].

4 PROVING NECESSITY

In this Section we provide a proof system for constructing proofs of the *Necessity* specifications defined in §3.3. As discussed in §2.5, such proofs consist of four parts:

- (Part 1) Proving Assertion Encapsulation (§4.1)
- (Part 2) Proving Per-Method *Necessity* specifications for a single internal method from the functional specification of that method (§4.2)
- (Part 3) Proving Per-Step *Necessity* specifications by combining per-method *Necessity* specifications (§4.3)
- (Part 4) Raising necessary conditions to construct proofs of properties of emergent behaviour (§4.4)

Part 1 is, to a certain extent, orthogonal to the main aims of our work; in this paper we propose a simple approach based on the type system, while also acknowledging that better solutions are possible. For Parts 2-4, we came up with the key ideas outlined in §2.5, which we develop in more detail in §4.2-§4.4.

4.1 Assertion Encapsulation

Necessity proofs often leverage the fact that some assertions cannot be invalidated unless some internal (and thus known) computation took place. We refer to this property as *Assertion Encapsulation*. In this work, we define the property $M \models A' \Rightarrow \text{Enc}(A)$, which states that under the conditions described by assertion A' , the assertion A is encapsulated by module M . We do not mandate how this property should be derived – instead, we rely on a judgment $M \vdash A' \Rightarrow \text{Enc}(A)$ provided by some external system. Thus, *Necessity* is parametric over the derivation of the encapsulation judgment; in fact, several ways to do that are possible [Clarke and Drossopoulou 2002; Leino and Müller 2004; Noble et al. 2003]. In Appendix B and Figure 13 we present a rudimentary system that is sufficient to support our example proof.

4.1.1 Assertion Encapsulation Semantics. As we said earlier, an assertion A is encapsulated by a module M under condition A' , if in all possible states which arise from execution of module M with any other external module M' , and which satisfy A' , the validity of A can only be changed via computations internal to that module – i.e., via a call to a method from M . In Tool, that means by calls to objects defined in M but accessible from the outside.

Definition 4.1 (Assertion Encapsulation). An assertion A is *encapsulated* by module M and assertion A' , written as $M \models A' \Rightarrow \text{Enc}(A)$, if and only if for all external modules M' , and all states σ, σ' such that $\text{Arising}(M', M, \sigma)$:

$$\left. \begin{array}{l} - M'; M, \sigma \rightsquigarrow \sigma' \\ - M, \sigma \models A \wedge A' \\ - M, \sigma' \triangleleft \sigma \models \neg A \end{array} \right\} \Rightarrow \exists x, m, \bar{z}. (M, \sigma \models \langle _ \text{calls } x.m(\bar{z}) \rangle \wedge \langle x \text{ internal} \rangle)$$

Note that this definition uses adaptation, $\sigma' \triangleleft \sigma$. The application of the adaptation operator is necessary because we interpret the assertion A in the current state, σ , while we interpret the assertion $\neg A$ in the future state, $\sigma' \triangleleft \sigma$.

Revisiting the examples from § 2, both Mod_{bad} and $\text{Mod}_{\text{better}}$ encapsulate the equality of the `balance` of an account to some value `bal`: This equality can only be invalidated through calling methods on internal objects.

$$\text{Mod}_{\text{bad}} \models a : \text{Account} \Rightarrow \text{Enc}(a.\text{balance} = \text{bal})$$

$$\text{Mod}_{\text{better}} \models a : \text{Account} \Rightarrow \text{Enc}(a.\text{balance} = \text{bal})$$

Moreover, the property that an object is only accessible from module-internal objects is encapsulated, that is, for all o , and all modules M :

$$M \models o : \text{Object} \Rightarrow \text{Enc}(\text{inside}(o))$$

This is so because any object which is only internally accessible can become externally accessible only via an internal call.

In general, code that does not contain calls to a given module is guaranteed not to invalidate any assertions encapsulated by that module. Assertion encapsulation has been used in proof systems to address the frame problem [Banerjee and Naumann 2005b; Leino and Müller 2004].

4.1.2 Deriving Assertion Encapsulation. Our logic does not deal with, nor rely on, the specifics of how encapsulation is derived. Instead, it relies on an encapsulation judgment and expects it to be sound:

Definition 4.2 (Encapsulation Soundness). A judgement of the form $M \vdash A' \Rightarrow \text{Enc}(A)$ is *sound*, if for all modules M , and assertions A and A' , if

$$M \vdash A' \Rightarrow \text{Enc}(A) \quad \text{implies} \quad M \models A' \Rightarrow \text{Enc}(A).$$

Types for Assertion Encapsulation. Even though the derivation of assertion encapsulation is not the focus of this paper, for illustrative purposes, we will outline now a very simple type system which supports such derivations: We assume that field declarations, method arguments and method results are annotated with class names, and that classes may be annotated as `confined`. A `confined` object is not accessed by external objects; that is, it is always `inside`.

The type system then checks that field assignments, method calls, and method returns adhere to these expectations, and in particular, that objects of `confined` type are never returned from method bodies – this is a simplified version of the type system described in [Vitek and Bokowski 1999]. Because the type system is so simple, we do not include its formalization in the paper. Note however, that the type system has one further implication: modules are typed in isolation, thereby implicitly prohibiting method calls from internal objects to external objects.

Based on this type system, we define a predicate $\text{Enc}_e(e)$, in Appendix B, which asserts that any objects read during the evaluation of e are internal. Thus, any assertion that only involves $\text{Enc}_e(_)$ expressions is encapsulated – more in Appendix B.

4.2 Per-Method Necessity Specifications

In this section we detail how we use functional specifications to prove per-method *Necessity* specifications of the form

$$\text{from } A_1 \wedge x : C \wedge \langle _ \text{ calls } x.m(\bar{z}) \rangle \text{ next } A_2 \text{ onlyIf } A$$

where C is a class, and m a method in C .

The first key idea in §2.5 is that if a precondition and a certain statement is *sufficient* to achieve a particular result, then the negation of that precondition is *necessary* to achieve the negation

$$\begin{array}{c}
\frac{M \vdash \{x : C \wedge P_1 \wedge \neg P\} \text{res} = x.m(\bar{z}) \{\neg P_2\}}{M \vdash \text{from } P_1 \wedge x : C \wedge \langle _ \text{calls } x.m(\bar{z}) \rangle \text{next } P_2 \text{onlyIf } P} \quad (\text{IF1-CLASSICAL}) \\
\\
\frac{M \vdash \{x : C \wedge \neg P\} \text{res} = x.m(\bar{z}) \{\text{res} \neq y\}}{M \vdash \text{from inside}(y) \wedge x : C \wedge \langle _ \text{calls } x.m(\bar{z}) \rangle \text{next } \neg \text{inside}(y) \text{onlyIf } P} \quad (\text{IF1-INSIDE})
\end{array}$$

Fig. 5. Per-Method *Necessity* specifications

of the result after executing that statement. Specifically, $\{P\} \text{ s } \{Q\}$ implies that $\neg P$ is a *necessary precondition* for $\neg Q$ to hold following the execution of s .

For the use in functional specifications, we define *Classical assertions*, a subset of *Assert*, comprising only those assertions that are commonly present in other specification languages. They are restricted to expressions, class assertions, the usual connectives, negation, implication, and the usual quantifiers.

Definition 4.3. Classical assertions, P, Q , are defined as follows

$$P, Q ::= e \mid e : C \mid P \wedge P \mid P \vee P \mid P \longrightarrow P \mid \neg P \mid \forall x.[P] \mid \exists x.[P]$$

We assume that there exists some proof system that derives functional specifications of the form $M \vdash \{P\} \text{ s } \{Q\}$. This implies that we can also have guarantees of

$$M \vdash \{P\} \text{res} = x.m(\bar{z}) \{Q\}$$

That is, the execution of $x.m(\bar{z})$ with the precondition P results in a program state that satisfies postcondition Q , where the returned value is represented by res in Q . We further assume that such a proof system is sound, i.e. that if $M \vdash \{P\} \text{res} = x.m(\bar{z}) \{Q\}$, then for every program state σ that satisfies P , the execution of the method call $x.m(\bar{z})$ results in a program state satisfying Q . As we have previously discussed (see §2.5), we build *Necessity* specifications on top of functional specifications using the fact that validity of $\{P\} \text{res} = x.m(\bar{z}) \{Q\}$ implies that $\neg P$ is a necessary pre-condition to $\neg Q$ being true after execution of $\text{res} = x.m(\bar{z})$.

Proof rules for per-method specifications are given in Figure 5. Note that the receiver x in the rules in 5 is implicitly an internal object. This is because we only have access to internal code, and thus are only able to prove the validity of the associated Hoare triple.

IF1-CLASSICAL states that if the execution of $x.m(\bar{z})$, with precondition $P \wedge \neg P_1$, leads to a state satisfying postcondition $\neg P_2$, then P_1 is a *necessary precondition* to the resulting state satisfying P_2 .

IF1-INSIDE states that if the precondition $\neg P$ guarantees that the result of the call $x.m(\bar{z})$ is not y , then P is a necessary pre-condition to invalidate $\text{inside}(y)$ by calling $x.m(\bar{z})$. This is sound, because the premise of IF1-INSIDE implies that P is a necessary precondition for the call $x.m(\bar{z})$ to return an object y ; this, in turn, implies that P is a necessary precondition for the call $x.m(\bar{z})$ to result in an external object gaining access to y . The latter implication is valid because the rule is applicable only to external states semantics, which means that the call $x.m(\bar{z})$ is a call from an external object to some internal object x . Namely, there are only four ways an object o might gain access to another object o' : (1) o' is created by o as the result of a `new` expression, (2) o' is written to some field of o , (3) o' is passed to o as an argument to a method call on o , or (4) o' is returned to o as the result of a method call from an object o'' that has access to o' . The rule IF1-INSIDE is only concerned with effects on program state resulting from a method call to some internal object, and thus (1) and (2) need not be considered as neither object creation or field writes may result in an external object gaining access to an object that is only internally accessible. Since we are only concerned with describing how internal objects grant access to external objects, our restriction on

external method calls within internal code prohibits (3) from occurring. Finally, (4) is described by IF1-INSIDE. In further work we plan to weaken the restriction on external method calls, and will strengthen this rule. Note that IF1-INSIDE is essentially a specialized version of IF1-CLASSICAL for the `inside(_)` predicate. Since `inside(_)` is not a classical assertion, we cannot use functional specifications to reason about necessary conditions for invalidating `inside(_)`.

4.3 Per-Step Necessity Specifications

$$\begin{array}{c}
 \left[\begin{array}{c} \text{for all } C \in \text{dom}(M) \text{ and } m \in M(C).\text{mths}, \\ [M \vdash \text{from } A_1 \wedge x : C \wedge \langle _ \text{ calls } x.m(\bar{z}) \rangle \text{ next } A_2 \text{ onlyIf } A_3] \end{array} \right] \\
 \frac{M \vdash A_1 \longrightarrow \neg A_2 \quad M \vdash A_1 \Rightarrow \text{Enc}(A_2)}{M \vdash \text{from } A_1 \text{ next } A_2 \text{ onlyIf } A_3} \quad (\text{IF1-INTERNAL}) \\
 \\
 \frac{M \vdash A_1 \longrightarrow A'_1 \quad M \vdash A_2 \longrightarrow A'_2 \quad M \vdash A'_3 \longrightarrow A_3 \quad M \vdash \text{from } A'_1 \text{ next } A'_2 \text{ onlyIf } A'_3}{M \vdash \text{from } A_1 \text{ next } A_2 \text{ onlyIf } A_3} \quad (\text{IF1-}\longrightarrow) \\
 \\
 \frac{M \vdash \text{from } A_1 \text{ next } A_2 \text{ onlyIf } A \vee A' \quad M \vdash \text{from } A' \text{ to } A_2 \text{ onlyThrough false}}{M \vdash \text{from } A_1 \text{ next } A_2 \text{ onlyIf } A} \quad (\text{IF1-}\vee\text{E}) \\
 \\
 \frac{\forall y, M \vdash \text{from } ([y/x]A_1) \text{ next } A_2 \text{ onlyIf } A}{M \vdash \text{from } \exists x. [A_1] \text{ next } A_2 \text{ onlyIf } A} \quad (\text{IF1-}\exists_1)
 \end{array}$$

Fig. 6. Selected rules for Single-Step *Only If*

The second key idea in §2.5 allows us to leverage several per-method *Necessity* specifications to obtain one per-step *Necessity* specification: Namely, if an assertion is encapsulated, and all methods within the internal module require the same condition to the invalidation of that assertion, then this condition is a necessary, program-wide, single-step condition to the invalidation of that assertion.

In this section we present a selection of the rules whose conclusion is of the form Single Step Only If in Fig. 6. The full rule set can be found in Fig. 17.

IF1-INTERNAL lifts a set of per-method *Necessity* specifications to a per-step *Necessity* specification. Any *Necessity* specification which is satisfied for all method calls sent to any object in a module, is satisfied for *any step*, even an external step, provided that the effect involved, *i.e.* going from A_1 states to A_2 states, is encapsulated.

The remaining rules are more standard, and are reminiscent of the Hoare logic rule of consequence. We present a few of the more interesting rules here:

The rule for implication (IF1- \longrightarrow) may strengthen properties of either the starting or ending state, or weaken the necessary precondition. The disjunction elimination rule (IF1- $\vee\text{E}$) mirrors typical disjunction elimination rules, with a variation stating that if it is not possible to reach the end state from one branch of the disjunction, then we can eliminate that branch.

Two rules support existential elimination on the left hand side. IF1- \exists_1 states that if any single step of execution starting from a state satisfying $[y/x]A_1$ for all possible y , reaching some state satisfying A_2 has A as a necessary precondition, it follows that any single step execution starting in a state where such a y exists, and ending in a state satisfying A_2 , must have A as a necessary precondition. The other rule can be found in Fig. 17.

4.4 Emergent Necessity Specifications

The third key idea in §2.5 allows us to leverage several per-step *Necessity* specifications to obtain multiple-step *Necessity* specifications, and thus enables the description of the module's emergent

$$\begin{array}{c}
\frac{M \vdash \text{from } A \text{ next } \neg A \text{ onlyIf } A'}{M \vdash \text{from } A \text{ to } \neg A \text{ onlyThrough } A'} \quad (\text{CHANGES}) \qquad \frac{M \vdash \text{from } A_1 \text{ to } A_2 \text{ onlyThrough } A_3 \quad M \vdash \text{from } A_1 \text{ to } A_3 \text{ onlyThrough } A}{M \vdash \text{from } A_1 \text{ to } A_2 \text{ onlyThrough } A} \quad (\text{TRANS}_1) \\
\\
\frac{M \vdash \text{from } A_1 \text{ to } A_2 \text{ onlyThrough } A_3 \quad M \vdash \text{from } A_3 \text{ to } A_2 \text{ onlyThrough } A}{M \vdash \text{from } A_1 \text{ to } A_2 \text{ onlyThrough } A} \quad (\text{TRANS}_2) \qquad \frac{M \vdash \text{from } A_1 \text{ to } A_2 \text{ onlyIf } A}{M \vdash \text{from } A_1 \text{ to } A_2 \text{ onlyThrough } A} \quad (\text{If}) \\
\\
M \vdash \text{from } A_1 \text{ to } A_2 \text{ onlyThrough } A_2 \quad (\text{END})
\end{array}$$

Fig. 7. Selected rules for *Only Through* – the rest can be found in Figure 18

$$\begin{array}{c}
\frac{M \vdash \text{from } A_1 \text{ to } A_2 \text{ onlyThrough } A_3 \quad M \vdash \text{from } A_1 \text{ to } A_3 \text{ onlyIf } A}{M \vdash \text{from } A_1 \text{ to } A_2 \text{ onlyIf } A} \quad (\text{If-TRANS}) \\
\\
M \vdash \text{from } x : C \text{ to } \neg x : C \text{ onlyIf false} \quad (\text{If-CLASS}) \qquad M \vdash \text{from } A_1 \text{ to } A_2 \text{ onlyIf } A_1 \quad (\text{If-START})
\end{array}$$

Fig. 8. Selected rules for *Only If* – the rest can be found in Figure 19

behaviour. We combine per-step *Necessity* specifications into multiple-step *Necessity* specifications, as well as several multiple step *Necessity* specifications into further multiple step *Necessity* specifications.

Figure 7 presents some of the rules with conclusion *Only Through*, while Figure 8 provides some of the rules with conclusion *Only If*. The full rules can be found in Appendix D.

CHANGES, in Figure 7, states that if A' is a necessary condition for the satisfaction of A to change in *one* step, then it is also a necessary condition for the satisfaction of A to change in *any number of* steps. This is sound, because if the satisfaction of some assertion changes over time, then there must be some specific intermediate state where that change occurred. CHANGES is an important enabler for proofs of emergent properties: Since *Necessity* specifications are concerned with necessary conditions for change, their proofs typically hinge around such necessary conditions for certain properties to change. For example, under what conditions may our account's balance decrease?

It might seem natural that CHANGES had the more general form:

$$\frac{M \vdash \text{from } A_1 \text{ next } A_2 \text{ onlyIf } A_3}{M \vdash \text{from } A_1 \text{ to } A_2 \text{ onlyThrough } A_3} \quad ((\text{CHANGESUNBOUND}))$$

(CHANGESUNBOUND) is not sound because the conclusion of the rule describes transitions from a state satisfying A_1 to one satisfying A_2 which may occur over several steps, while the premise describes a transition that takes place over one single step. Such a concern does not apply to (CHANGES), because a change in satisfaction for a specific assertion (*i.e.* A to $\neg A$) can *only* take place in a single step.

TRANS₁ and TRANS₂ are rules about transitivity. They state that necessary conditions to reach intermediate states or proceed from intermediate states are themselves necessary intermediate states. Any *Only If* specification entails the corresponding *Only Through* specification (If). Finally, END states that the ending condition is a necessary intermediate condition.

Only If also includes a rule for transitivity (If-TRANS), but since the necessary condition must be true in the beginning state, there is only a single rule. If-CLASS expresses that an object's class never changes. Finally, any starting condition is itself a necessary precondition (If-START).

4.5 Soundness of the Necessity Logic

THEOREM 4.4 (SOUNDNESS). *Assuming a sound Assert proof system, $M \vdash A$, and a sound encapsulation inference system, $M \vdash A \Rightarrow \text{Enc}(A')$, and that on top of these systems we built the Necessity logic according to the rules in Figures 5, 6, 7, and 8, then, for all modules M , and all Necessity specifications S :*

$$M \vdash S \quad \text{implies} \quad M \models S$$

PROOF. by induction on the derivation of $M \vdash S$. □

Theorem 4.4 demonstrates that the Necessity logic is sound with respect to the semantics of Necessity specifications. The Necessity logic parametric wrt to the algorithms for proving validity of assertions $M \vdash A$, and assertion encapsulation ($M \vdash A \Rightarrow \text{Enc}(A')$), and is sound provided that these two proof systems are sound.

The mechanized proof of Theorem 4.4 in Coq can be found in the associated artifact [Mackay et al. 2022]. The Coq formalism deviates slightly from the system as presented here, mostly in the formalization of the Assert language. The Coq version of Assert restricts variable usage to expressions, and allows only addresses to be used as part of non-expression syntax. For example, in the Coq formalism we can write assertions like $x.f == \text{this}$ and $x == \alpha_y$ and $\langle \alpha_x \text{ access } \alpha_y \rangle$, but we cannot write assertions like $\langle x \text{ access } y \rangle$, where x and y are variables, and α_x and α_y are addresses. The reason for this restriction in the Coq formalism is to avoid spending significant effort encoding variable renaming and substitution, a well-known difficulty for languages such as Coq. This restriction does not affect the expressiveness of our Coq formalism: we are able to express assertions such as $\langle x \text{ access } y \rangle$, by using addresses and introducing equality expressions to connect variables to address, i.e. $\langle \alpha_x \text{ access } \alpha_y \rangle \wedge \alpha_x == x \wedge \alpha_y == y$. The Coq formalism makes use of the CpdTactics [Chlipala 2019] library of tactics to discharge some proofs.

5 PROVING THAT $\text{MOD}_{\text{better}}$ SATISFIES $S_{\text{robust_2}}$

We now revisit our example from §1 and §2, and outline a proof that $\text{MOD}_{\text{better}}$ satisfies $S_{\text{robust_2}}$. A summary of this proof has already been discussed in §2.5. A more complex variant of this example can be found in Appendix G. It demonstrates dealing with modules consisting of several classes some of which are confined, and which use ghost fields defined through functions; it also demonstrates proofs of assertion encapsulation of assertions which involve reading the values of several fields. Mechanised versions of the proofs in both this Section, and Appendix G can be found in the associated Coq artifact [Mackay et al. 2022] in `simple_bank_account.v` and `bank_account.v` respectively.

Recall that an Account includes at least a field (or ghost field) called `balance`, and a method called `transfer`.

We first rephrase $S_{\text{robust_2}}$ to use the `inside(_)` predicate.

```
1  $S_{\text{robust\_2}} \triangleq$  from a:Account  $\wedge$  a.balance=bal
2 to a.balance < bal onlyIf  $\neg$ inside(a.pwd)
```

We next revisit the functional specification from §2.1 and derive the following PRE- and POST-conditions. The first two pairs of PRE-, POST-conditions correspond to the first two ENSURES clauses from §2.1, while the next two pairs correspond to the MODIFIES-clause. The current expression in terms of PRE- and POST-conditions is weaker than the one in §2.1, and is not modular, but is sufficient for proving adherence to $S_{\text{robust_2}}$.

```
1 FuncSpec'  $\triangleq$ 
2 method transfer(dest:Account, pwd':Password) -> void
```

```

3  (PRE: this.balance=bal1  $\wedge$  dest.balance=bal2  $\wedge$  this.pwd=pwd'  $\wedge$  this $\neq$ dest
4  POST: this.balance=bal1-100  $\wedge$  dest.balance=bal2+100)
5  (PRE: this.balance=bal1  $\wedge$  dest.balance=bal2  $\wedge$  (this.pwd $\neq$ pwd'  $\vee$  this=dest)
6  POST: this.balance=bal1  $\wedge$  dest.balance=bal2)
7  (PRE: a:Account  $\wedge$  a.balance=bal  $\wedge$  a $\neq$ this  $\wedge$  a $\neq$ dest
8  POST: a.balance=bal)
9  (PRE: a:Account  $\wedge$  a.pwd=pwd1
10 POST: a.pwd=pwd1)

```

5.1 Part 1: Assertion Encapsulation

The first part of the proof demonstrates that the `balance`, `pwd`, and external accessibility to the password are encapsulated properties. That is, for the `balance` to change (i.e. for `a.balance = bal` to be invalidated), or for the encapsulation of `a.pwd` to be broken (ie for a transition from `inside(a, pwd)` to $\neg\text{inside}(a, \text{pwd})$), internal computation is required.

We use a simple encapsulation system, detailed in Appendix B, and provide the proof steps below. **aEnc** and **balanceEnc** state that `a` and `a.balance` satisfy the Enc_e predicate. That is, if any objects' contents are to be looked up during execution of these expressions, then these objects are internal. $\text{Enc}_e(a)$ holds because no object's contents is looked up, while $\text{Enc}_e(a.balance)$ holds because `balance` is a field of `a`, and `a` is internal.

BalEncaps:	
aEnc: Mod _{better} \vdash a:Account \wedge a.balance=bal \Rightarrow Enc _e (a)	by Enc _e -Obj
balanceEnc: Mod _{better} \vdash a:Account \wedge a.balance=bal \Rightarrow Enc _e (a.balance)	by aEnc and ENC-FIELD
balEnc: Mod _{better} \vdash a:Account \wedge a.balance=bal \Rightarrow Enc _e (bal)	by ENC-INT
Mod _{better} \vdash a:Account \wedge a.balance=bal \Rightarrow Enc(a.balance=bal)	by balanceEnc, balEnc, ENC-EQ, and ENC-=

Moreover, **balEnc** states that `bal` satisfies the Enc_e predicate – it is an integer, and no object look-up is involved in its calculation. **balanceEnc** and **balEnc** combine to prove that the assertion `a.balance = bal` is encapsulated – only internal object lookups are involved in the validity of that assertion, and therefore only internal computation may cause it to be invalidated.

Using similar reasoning, we prove that `a.pwd` is encapsulated (**PwdEncaps**), and that `inside(a.pwd)` is encapsulated (**PwdInsideEncaps**).

PwdEncaps:	
Mod _{better} \vdash a:Account \Rightarrow Enc(a.pwd=p)	by Enc _e -Obj, ENC-FIELD, and ENC-EQ
PwdInsideEncaps: Mod _{better} \vdash a:Account \Rightarrow Enc(inside(a.pwd))	by ENC-INSIDE

5.2 Part 2: Per-Method Necessity Specifications

Part 2 proves necessary preconditions for each method in the module interface. We employ the rules from §4.2 which describe how to derive necessary preconditions from functional specifications.

SetBalChange uses a functional specification and a rule of consequence to prove that the `set` method in `Account` never modifies the `balance`. We then use **If1-CLASSICAL** and our *Necessity* logic to prove that if it ever did change (a logical absurdity), then `transfer` must have been called.

SetBalChange:

$\{a, a': \text{Account} \wedge a'.\text{balance} = \text{bal}\}$ $a.\text{set}(_, _)$ $\{a'.\text{balance} = \text{bal}\}$	by functional specification
$\{a, a': \text{Account} \wedge a'.\text{balance} = \text{bal} \wedge \neg \text{false}\}$ $a.\text{set}(_, _)$ $\{\neg a'.\text{balance} < \text{bal}\}$	by rule of consequence
from $a, a': \text{Account} \wedge a'.\text{balance} = \text{bal} \wedge (_ \text{ calls } a.\text{set}(_, _))$ next $a'.\text{balance} < \text{bal}$ onlyif false	by If1-CLASSICAL
from $a, a': \text{Account} \wedge a'.\text{balance} = \text{bal} \wedge (_ \text{ calls } a.\text{set}(_, _))$ next $a'.\text{balance} < \text{bal}$ onlyif $(_ \text{ calls } a'.\text{transfer}(_, a'.\text{pwd}))$	by ABSURD and If1- \rightarrow

Similarly, in **SetPwdLeak** we employ functional specifications to prove that a method does not leak access to some data (in this case the `pwd`). Using **If1-INSIDE**, we reason that since the return value of `set` is `void`, and `set` is prohibited from making external method calls, no call to `set` can result in an object (external or otherwise) gaining access to the `pwd`.

SetPwdLeak:

$\{a: \text{Account} \wedge a': \text{Account} \wedge a.\text{pwd} == p\}$ $\text{res} = a'.\text{set}(_, _)$ $\{\text{res} != \text{pwd}\}$	by functional specification
$\{a: \text{Account} \wedge a': \text{Account} \wedge a.\text{pwd} == p \wedge \neg \text{false}\}$ $\text{res} = a'.\text{set}(_, _)$ $\{\text{res} != p\}$	by rule of consequence
from $\text{inside}(\text{pwd}) \wedge a, a': \text{Account} \wedge a.\text{pwd} = p \wedge (_ \text{ calls } a'.\text{set}(_, _))$ next $\neg \text{inside}(_)$ onlyif false	by If1-INSIDE

In the same manner as **SetBalChange** and **SetPwdLeak**, we also prove **SetPwdChange**, **TransferBalChange**, **TransferPwdLeak**, and **TransferPwdChange**. We provide their statements, but omit their proofs.

5.3 Part 3: Per-Step Necessity Specifications

Part 3 builds upon the proofs of Parts 1 and 2 to construct proofs of necessary preconditions, not for single method execution, but for any single execution step. That is, a proof that for *any* single step in program execution, changes in program state require specific preconditions.

5.4 Part 4: Emergent Necessity Specifications

Part 4 raises necessary preconditions for single execution steps proven in Part 3 to the level of an arbitrary number of execution steps in order to prove specifications of emergent behaviour. The proof of S_{robust_2} takes the following form:

- (1) If the balance of an account decreases, then by **BalanceChange** there must have been a call to `transfer` in `Account` with the correct password.

SetPwdChange: <hr/> from $a, a': \text{Account} \wedge a'.\text{pwd}=p \wedge \langle _ \text{ calls } a.\text{set}(_, _) \rangle$ next $\neg a.\text{pwd} = p \quad \text{onlyif } \langle _ \text{ calls } a'.\text{set}(a'.\text{pwd}, _) \rangle$	by If1-CLASSICAL
TransferBalChange: <hr/> from $a, a': \text{Account} \wedge a'.\text{balance}=\text{bal} \wedge \langle _ \text{ calls } a.\text{transfer}(_, _) \rangle$ next $a'.\text{balance} < \text{bal} \quad \text{onlyif } \langle _ \text{ calls } a'.\text{transfer}(_, a'.\text{pwd}) \rangle$	by If1-CLASSICAL
TransferPwdLeak: <hr/> from $\text{inside}(\text{pwd}) \wedge a, a': \text{Account} \wedge a.\text{pwd}=p \wedge \langle _ \text{ calls } a'.\text{transfer}(_, _) \rangle$ next $\neg \text{inside}(_) \quad \text{onlyif false}$	by If1-INSIDE
TransferPwdChange: <hr/> from $a, a': \text{Account} \wedge a'.\text{pwd}=p \wedge \langle _ \text{ calls } a.\text{transfer}(_, _) \rangle$ next $\neg a.\text{pwd} = p \quad \text{onlyif } \langle _ \text{ calls } a'.\text{set}(a'.\text{pwd}, _) \rangle$	by If1-CLASSICAL
BalanceChange: <hr/> from $a: \text{Account} \wedge a.\text{balance}=\text{bal}$ next $a.\text{balance} < \text{bal} \quad \text{onlyif } \langle _ \text{ calls } a.\text{transfer}(_, a.\text{pwd}) \rangle$	by BalEncaps, SetBalChange, Trans- ferBalChange, and If1- INTERNAL
PasswordChange: <hr/> from $a: \text{Account} \wedge a.\text{pwd}=p$ next $\neg (a.\text{pwd} = p) \quad \text{onlyif } \langle _ \text{ calls } a.\text{set}(a.\text{pwd}, _) \rangle$	by PwdEncaps, SetPwdChange, Trans- ferPwdChange, and If1- INTERNAL
PasswordLeak: <hr/> from $a: \text{Account} \wedge a.\text{pwd}=p \wedge \text{inside}(p)$ next $\neg \text{inside}(p) \quad \text{onlyif false}$	by PwdInsideEncaps, SetPwdLeak, TransferP- wdLeak, and If1-INTERNAL

- (2) If there was a call where the `Account`'s password was used, then there must have been an intermediate program state when some external object had access to the password.
- (3) Either that password was the same password as in the starting program state, or it was different:
 - (Case A) If it is the same as the initial password, then since by `PasswordLeak` it is impossible to leak the password, it follows that some external object must have had access to the password initially.
 - (Case B) If the password is different from the initial password, then there must have been an intermediate program state when it changed. By `PasswordChange` we know that this must have occurred by a call to `set` with the correct password. Thus, there must be a some intermediate program state where the initial password is known. From here we proceed by the same reasoning as (Case A).

6 RELATED WORK

Program specification and verification has a long and proud history [Hatchiff et al. 2012; Hoare 1969; Leavens et al. 2007; Leino 2010; Leino and Schulte 2007; Pearce and Groves 2015; Summers and Drossopoulou 2010]. These verification techniques assume a closed system, where modules can be trusted to coöperate — Design by Contract [Meyer 1992] explicitly rejects “defensive programming” with an “absolute rule” that calling a method in violation of its precondition is always a bug.

Open systems, by definition, must interact with untrusted code: they cannot rely on callers' obeying method preconditions. [Miller 2006; Miller et al. 2013] define the necessary approach as *defensive consistency*: “An object is defensively consistent when it can defend its own invariants and provide correct service to its well behaved clients, despite arbitrary or malicious misbehaviour

$S_{\text{robust_2}}$:	
from a:Account \wedge a.balance=bal to a.balance < bal onlyThrough ($_ \text{ calls } \text{a.transfer}(_, \text{a.pwd})$)	by CHANGES and BalanceChange
from a:Account \wedge a.balance=bal to b.balance(a) < bal onlyThrough $\neg \text{inside}(\text{a.pwd})$	by \longrightarrow , CALLER-EXT, and CALLS-ARGS
from a:Account \wedge a.balance=bal \wedge a.pwd=p to a.balance < bal onlyThrough $\neg \text{inside}(\text{a.pwd}) \wedge (\text{a.pwd}=p \vee \text{a.pwd} \neq p)$	by \longrightarrow and EXCLUDED MID- DLE
from a:Account \wedge a.balance=bal \wedge a.pwd=p to a.balance < bal onlyThrough $(\neg \text{inside}(\text{a.pwd}) \wedge \text{a.pwd}=p) \vee$ $(\neg \text{inside}(\text{a.pwd}) \wedge \text{a.pwd} \neq p)$	by \longrightarrow
from a:Account \wedge a.balance=bal \wedge a.pwd=p to a.balance < bal onlyThrough $\neg \text{inside}(p) \vee \text{a.pwd} \neq p$	by \longrightarrow
Case A ($\neg \text{inside}(p)$):	
from a:Account \wedge a.balance=bal \wedge a.pwd=p to $\neg \text{inside}(p)$ onlyIf $\text{inside}(p) \vee \neg \text{inside}(p)$	by If- \longrightarrow and EXCLUDED MIDDLE
from a:Account \wedge b:Bank \wedge b.balance(a)=bal \wedge a.password=pwd to $\neg \text{inside}(p)$ onlyIf $\neg \text{inside}(p)$	by \vee E and PasswordLeak
Case B ($\text{a.pwd} \neq p$):	
from a:Account \wedge b:Bank \wedge b.balance(a)=bal \wedge a.password=pwd to a.pwd $\neq p$ onlyThrough ($_ \text{ calls } \text{a.set}(p, _)$)	by CHANGES and PASS- WORDCHANGE
from a:Account \wedge a.balance=bal \wedge a.pwd=p to a.pwd $\neq p$ onlyThrough $\neg \text{inside}(p)$	by \vee E and PasswordLeak
from a:Account \wedge a.balance=bal \wedge a.pwd=p to a.pwd $\neq p$ onlyIf $\neg \text{inside}(p)$	by Case A and TRANS
from a:Account \wedge a.balance=bal \wedge a.pwd=p to b.balance(a) < bal onlyIf $\neg \text{inside}(p)$	by Case A, Case B, If- \vee I ₂ , and If- \longrightarrow

by its other clients.” [Murray 2010] made the first attempt to formalise defensive consistency and correctness in a programming language context. Murray’s model was rooted in counterfactual causation [Lewis 1973]: an object is defensively consistent when the addition of untrustworthy clients cannot cause well-behaved clients to be given incorrect service. Murray formalised defensive consistency abstractly, without a specification language for describing effects.

The security community has developed a similar notion of “robust safety” that originated in type systems for process calculi, ensuring protocols behave correctly in the presence of “an arbitrary hostile opponent” [Bugliesi et al. 2011; Gordon and Jeffrey 2001]. More recent work has applied robust safety in the context of programming languages. For example, [Swasey et al. 2017] present a logic for object capability patterns, drawing on verification techniques for security and information flow. They prove a robust safety property that ensures interface objects (“low values”) are safe to share with untrusted code, in the sense that untrusted code cannot use them to break any internal invariants of the encapsulated object. Similarly, [Schaefer et al. 2018] have added support for information-flow security using refinement to ensure correctness (in this case confidentiality) by construction. Concerns like $S_{\text{robust_2}}$ are not, we argue, within the scope of these works.

[Devriese et al. 2016] have deployed powerful theoretical techniques to address similar problems to *Necessity*. They show how step-indexing, Kripke worlds, and representing objects as state machines with public and private transitions can be used to reason about object capabilities. They have demonstrated solutions to a range of exemplar problems, including the DOM wrapper (replicated in §3.4) and a mashup application.

Necessity differs from Swasey, Schaefer’s, and Devriese’s work in a number of ways: They are primarily concerned with mechanisms that ensure encapsulation (aka confinement) while

we abstract away from any mechanism. They use powerful mathematical techniques which the users need to understand in order to write their specifications, while *Necessity* users only need to understand small extensions to first order logic. Finally, none of these systems offer the kinds of necessity assertions addressing control flow, provenance, and permission that are at the core of *Necessity*'s approach.

By enforcing encapsulation, all these approaches are reminiscent of techniques such as ownership types [Clarke et al. 1998; Noble et al. 1998], which also can protect internal implementation objects behind encapsulation boundaries. [Banerjee and Naumann 2005a,b] demonstrated that by ensuring confinement, ownership systems can enforce representation independence. *Necessity* relies on an implicit form of ownership types [Vitek and Bokowski 1999], where inside objects are encapsulated behind a boundary consisting of all the internal objects that are accessible outside their defining module [Noble et al. 2003]. Compare *Necessity*'s definition of inside — all references to o are from objects x that are within M (here internal to M): $\forall x. [\langle x \text{ access } o \rangle \Rightarrow \langle x \text{ internal} \rangle]$ with the containment invariant from Clarke et al. [2001] — all references to o are from objects x whose representation is within ($<$) o 's owner: $(\forall x. [\langle x \text{ access } o \rangle \Rightarrow \text{rep}(x) <: \text{owner}(o)])$.

In early work, [Drossopoulou and Noble 2014] sketched a specification language to specify six correctness policies from [Miller 2006]. They also sketched how a trust-sensitive example (escrow) could be verified in an open world [Drossopoulou et al. 2015]. More recently, [Drossopoulou et al. 2020b] presents the *Chainmail* language for “holistic specifications” in open world systems. Like *Necessity*, *Chainmail* is able to express specifications of *permission*, *provenance*, and *control*; *Chainmail* also includes *spatial* assertions and a richer set of temporal operators, but no proof system. *Necessity*'s restrictions mean we can provide the proof system that *Chainmail* lacks.

The recent VERX tool is able to verify a range of specifications for Solidity contracts automatically [Permenev et al. 2020a]. VerX includes temporal operators, predicates that model the current invocation on a contract (similar to *Necessity*'s “calls”), access to variables, but has no analogues to *Necessity*'s permission or provenance assertions. Unlike *Necessity*, VERX includes a practical tool that has been used to verify a hundred properties across case studies of twelve Solidity contracts. Also unlike *Necessity*, VERX's own correctness has not been formalised or mechanistically proved.

Like *Necessity*, VerX [Permenev et al. 2020a] and *Chainmail* [Drossopoulou et al. 2020b] also work on problem-specific guarantees. Both approaches can express necessary conditions like $S_{\text{robust_1}}$ using temporal logic operators and implication. For example, $S_{\text{robust_1}}$ could be written:

$$a:\text{Account} \wedge a.\text{balance} == \text{bal} \wedge \langle \text{next } a.\text{balance} < \text{bal} \rangle \\ \longrightarrow \exists o, a'. \langle o \text{ calls } a.\text{transfer}(a', a.\text{password}) \rangle$$

However, to express $S_{\text{robust_2}}$, one also needs capability operators which talk about provenance and permission. VERX does not support capability operators, and thus cannot express $S_{\text{robust_2}}$, while *Chainmail* does support capability operators, and can express $S_{\text{robust_2}}$.

Moreover, temporal operators in VerX and *Chainmail* are first class, *i.e.* may appear in any assertions and form new assertions. This makes VERX and *Chainmail* very expressive, and allows specifications which talk about any number of points in time. However, this expressivity comes at the cost of making it very difficult to develop a logic to prove adherence to such specifications.

O'Hearn and Raad et al. developed Incorrectness logics to reason about the presence of bugs, based on a Reverse Hoare Logic [de Vries and Koutavas 2011]. Classical Hoare triples $\{P\} C \{Q\}$ express that starting at states satisfying P and executing C is sufficient to reach only states that satisfy Q (soundness), while incorrectness triples $[P_i] C_i [Q_i]$ express that starting at states satisfying P_i and executing C_i is sufficient to reach all states that satisfy Q_i and possibly some more (completeness). From our perspective, classical Hoare logics and Incorrectness logics are both about sufficiency, whereas here we are concerned with *Necessity*.

In practical open systems, especially web browsers, defensive consistency / robust safety is typically supported by sandboxing: dynamically separating trusted and untrusted code, rather than relying on static verification and proof. Google’s Caja [Miller et al. 2008], for example, uses proxies and wrappers to sandbox web pages. Sandboxing has been validated formally: [Maffeis et al. 2010] develop a model of JavaScript and show it prevents trusted dependencies on untrusted code. [Dimoulas et al. 2014] use dynamic monitoring from function contracts to control objects flowing around programs; [Moore et al. 2016] extends this to use fluid environments to bind callers to contracts. [Sammler et al. 2019] develop λ_{sandbox} , a low-level language with built in sandboxing, separating trusted and untrusted memory. λ_{sandbox} features a type system, and Sammler et al. show that sandboxing achieves robust safety. Sammler et al. address a somewhat different problem domain than *Necessity* does, low-level systems programming where there is a possibility of forging references to locations in memory. Such a domain would subvert *Necessity*, in particular a reference to x could always be guessed thus the assertion $\text{inside}(x)$ would no longer be encapsulated.

Callbacks. *Necessity* does not –yet– support calls of external methods from within internal modules. While this is a limitation, it is common in the related literature. For example, VerX [Permenev et al. 2020b] work on effectively call-back free contracts, while [Grossman et al. 2017] and [Albert et al. 2020] drastically restrict the effect of a callback on a contract. In further work we are planning to incorporate callbacks by splitting internal methods at the point where a call to an external method appears. This would be an adaptation of Bräm et al.’s approach, who split methods into the call-free subparts, and use the transitive closure of the effects of all functions from a module to overapproximate the effect of an external call. One useful simplification was proposed by Permenev et al. [2020b]: in “effectively callback free” methods, meaning that we could include callbacks while also only requiring at most one functional specification per-method.

7 CONCLUSION

This paper presents *Necessity*, a specification language for a program’s emergent behaviour. *Necessity* specifications constrain when effects can happen in some future state (“onlyIf”), in the immediately following state (“next”), or on an execution path (“onlyThrough”).

We have developed a proof system to prove that modules meet their specifications. Our proof system exploits the pre and postconditions of functional specifications to infer per method *Necessity* specifications, generalises those to cover any single execution step, and then combines them to capture a program’s emergent behaviour.

We have proved our system sound, and used it to prove a bank account example correct: the Coq mechanisation is detailed in the appendices and available as an artifact.

In future work we want to consider more than one external module – c.f. §2.4, and expand a Hoare logic so as to make use of *Necessity* specifications, and reason about calls into unknown code – c.f. §2.3.1. We want to work on supporting callbacks. We want to develop a logic for encapsulation rather than rely on a type system. Finally we want to develop logics about reasoning about risk and trust [Drossopoulou et al. 2015].

ACKNOWLEDGMENTS

We are especially grateful for the careful attention and judicious suggestions of the anonymous reviewers, which have significantly improved the paper. We are deeply grateful for feedback from and discussions with Chris Hawblitzel, Dominique Devriese, Derek Dreyer, Mark Harman, Lindsay Groves, Michael Jackson, Bart Jacobs from KU Leuven, Gary Leavens, Mark Miller, Peter Mueller, Toby Murray, Matthew Ross Rachar, Alexander J. Summers, and members of the WG2.3. This work is

supported in part by the Royal Society of New Zealand (Te Apārangi) Marsden Fund (Te Pūtea Rangahau a Marsden) under grant VUW1815 (<https://www.royalsociety.org.nz/what-we-do/funds-and-opportunities/marsden/awarded-grants/marsden-fund-highlights/2018-marsden-fund-highlights/an-immune-system-for-software>), and by gifts from the Ethereum Foundation, Meta, and Agoric.

REFERENCES

- Elvira Albert, Shelly Grossman, Noam Rinetzy, Clara Rodríguez-Núñez, Albert Rubio, and Mooly Sagiv. 2020. Taming Callbacks for Smart Contract Modularity. *Proc. ACM Program. Lang.* 4, OOPSLA, Article 209 (nov 2020), 30 pages. <https://doi.org/10.1145/3428277>
- Tzanis Anevlavis, Matthew Philippe, Daniel Neider, and Paulo Tabuada. 2022. Being Correct Is Not Enough: Efficient Verification Using Robust Linear Temporal Logic. *ACM Trans. Comp. Log.* 23, 2 (2022), 8:1–8:39.
- Anindya Banerjee and David A. Naumann. 2005a. Ownership Confinement Ensures Representation Independence for Object-oriented Programs. *J. ACM* 52, 6 (Nov. 2005), 894–960. <https://doi.org/10.1145/1101821.1101824>
- Anindya Banerjee and David A. Naumann. 2005b. State Based Ownership, Reentrance, and Encapsulation. In *ECOOP (LNCS, Vol. 3586)*, Andrew Black (Ed.).
- Lars Birkedal, Thomas Dinsdale-Young, Armeal Gueneau, Guilhem Jaber, Kasper Svendsen, and Nikos Tzeverlekos. 2021. Theorems for Free from Separation Logic Specifications. In *ICFP*.
- C. Bräm, M. Eilers, P. Müller, R. Sierra, and A. J. Summers. 2021. Rich Specifications for Ethereum Smart Contract Verification, In Object-Oriented Programming Systems, Languages, and Applications (OOPSLA). *Proc. ACM Program. Lang.* 5, OOPSLA, Article 146, 30 pages. <https://doi.org/10.1145/3485523>
- Torben Brauner. 2022. Hybrid Logic. In *The Stanford Encyclopedia of Philosophy* (Spring 2022 ed.), Edward N. Zalta (Ed.). Metaphysics Research Lab, Stanford University.
- James Brotherston, Diana Costa, Aquinas Hobor, and John Wickerson. 2020. Reasoning over Permissions Regions in Concurrent Separation Logic. In *Computer Aided Verification*, Shuvendu K. Lahiri and Chao Wang (Eds.).
- Michele Bugliesi, Stefano Calzavara, Università Ca, Foscari Venezia, Fabienne Eigner, and Matteo Maffei. 2011. M.: Resource-Aware Authorization Policies for Statically Typed Cryptographic Protocols. In *In: CSF'11*. IEEE, 83–98.
- Adam Chlipala. 2019. Certified Programming with Dependent Types. <http://adam.chlipala.net/cpdt/>
- Christoph Jentsch. 2016. Decentralized Autonomous Organization to automate governance. (March 2016). <https://download.slock.it/public/DAO/WhitePaper.pdf>
- David Clarke and Sophia Drossopoulou. 2002. Ownership, encapsulation and the disjointness of type and effect. In *OOPSLA (ACM)*.
- David G. Clarke, John M. Potter, and James Noble. 1998. Ownership Types for Flexible Alias Protection. In *OOPSLA*. ACM.
- David G. Clarke, John M. Potter, and James Noble. 2001. Simple Ownership Types for Object Containment. In *ECOOP*.
- Brooks Davis, Robert N. M. Watson, Alexander Richardson, Peter G. Neumann, Simon W. Moore, John Baldwin, David Chisnall, James Clarke, Nathaniel Wesley Filardo, Khilan Gudka, Alexandre Joannou, Ben Laurie, A. Theodore Markettos, J. Edward Maste, Alfredo Mazzinghi, Edward Tomasz Napierala, Robert M. Norton, Michael Roe, Peter Sewell, Stacey Son, and Jonathan Woodruff. 2019. CheriABI: Enforcing Valid Pointer Provenance and Minimizing Pointer Privilege in the POSIX C Run-time Environment. In *Proceedings of the Twenty-Fourth International Conference on Architectural Support for Programming Languages and Operating Systems*. ACM, 379–393. <https://www.microsoft.com/en-us/research/publication/cheriabi-enforcing-valid-pointer-provenance-and-minimizing-pointer-privilege-in-the-posix-c-run-time-environment/> Best paper award winner.
- Edsko de Vries and Vasileios Koutavas. 2011. Reverse Hoare Logic. In *Software Engineering and Formal Methods*, Gilles Barthe, Alberto Pardo, and Gerardo Schneider (Eds.). Springer Berlin Heidelberg, Berlin, Heidelberg, 155–171.
- Dominique Devriese, Lars Birkedal, and Frank Piessens. 2016. Reasoning about Object Capabilities with Logical Relations and Effect Parametricity. In *IEEE EuroS&P*. 147–162. <https://doi.org/10.1109/EuroSP.2016.22>
- Christos Dimoulas, Scott Moore, Aslan Askarov, and Stephen Chong. 2014. Declarative Policies for Capability Control. In *Computer Security Foundations Symposium (CSF)*.
- Sophia Drossopoulou and James Noble. 2014. Towards Capability Policy Specification and Verification. ecs.victoria.ac.nz/Main/TechnicalReportSeries.
- Sophia Drossopoulou, James Noble, Julian Mackay, and Susan Eisenbach. 2020a. Holisitic Specifications for Robust Programs - Coq Model. <https://doi.org/10.5281/zenodo.3677621>
- Sophia Drossopoulou, James Noble, Julian Mackay, and Susan Eisenbach. 2020b. Holistic Specifications for Robust Programs. In *Fundamental Approaches to Software Engineering*, Heike Wehrheim and Jordi Cabot (Eds.). Springer International Publishing, Cham, 420–440. https://doi.org/10.1007/978-3-030-45234-6_21
- Sophia Drossopoulou, James Noble, and Mark Miller. 2015. Swapsies on the Internet: First Steps towards Reasoning about Risk and Trust in an Open World. In *(PLAS)*.

- Cédric Fournet, Andrew D. Gordon, and Sergio Maffei. 2007. A Type Discipline for Authorization in Distributed Systems. In *CSF (Springer)*.
- A.D. Gordon and A. Jeffrey. 2001. Authenticity by typing for security protocols. In *Proceedings. 14th IEEE Computer Security Foundations Workshop, 2001*. 145–159. <https://doi.org/10.1109/CSFW.2001.930143>
- Shelly Grossman, Ittai Abraham, Guy Golan-Gueta, Yan Michalevsky, Noam Rinetzk, Mooly Sagiv, and Yoni Zohar. 2017. Online Detection of Effectively Callback Free Objects with Applications to Smart Contracts. *Proc. ACM Program. Lang.* 2, POPL, Article 48 (dec 2017), 28 pages. <https://doi.org/10.1145/3158136>
- John Hatcliff, Gary T. Leavens, K. Rustan M. Leino, Peter Müller, and Matthew J. Parkinson. 2012. Behavioral interface specification languages. *ACM Comput. Surv.* 44, 3 (2012), 16.
- C. A. R. Hoare. 1969. An Axiomatic Basis for Computer Programming. *Comm. ACM* 12 (1969), 576–580.
- Atsushi Igarashi, Benjamin C. Pierce, and Philip Wadler. 2001. Featherweight Java: a minimal core calculus for Java and GJ. *ACM ToPLAS* 23, 3 (2001), 396–450. <https://doi.org/10.1145/503502.503505>
- Leslie Lamport. 2002. *Specifying Systems: The TLA+ Language and Tools for Hardware and Software Engineers*. Pearson.
- G. T. Leavens, E. Poll, C. Clifton, Y. Cheon, C. Ruby, D. R. Cok, P. Müller, J. Kiniry, and P. Chalin. 2007. JML Reference Manual. (February 2007). Iowa State Univ. www.jmlspecs.org.
- K. R. Leino. 2010. Dafny: An Automatic Program Verifier for Functional Correctness. In *LPAR16*. Springer.
- K. Rustan M. Leino. 2013. Developing verified programs with dafny. In *ICSE*. 1488–1490. <https://doi.org/10.1109/ICSE.2013.6606754>
- K. Rustan M. Leino and Peter Müller. 2004. Object Invariants in Dynamic Contexts. In *ECOOP*.
- K. Rustan M. Leino and Wolfram Schulte. 2007. Using History Invariants to Verify Observers. In *ESOP*.
- David Lewis. 1973. Causation. *Journal of Philosophy* 70, 17 (1973).
- Julian Mackay, Sophia Drossopoulou, James Noble, and Eisenbach. 2022. Necessity Specifications for Robustness. Zenodo. <https://doi.org/10.5281/zenodo.7084291>
- S. Maffei, J.C. Mitchell, and A. Taly. 2010. Object Capabilities and Isolation of Untrusted Web Applications. In *Proc of IEEE Security and Privacy*.
- Bertrand Meyer. 1992. Applying "Design by Contract". *Computer* 25, 10 (1992), 40–51.
- Mark Samuel Miller. 2006. *Robust Composition: Towards a Unified Approach to Access Control and Concurrency Control*. Ph.D. Dissertation. Baltimore, Maryland.
- Mark Samuel Miller. 2011. Secure Distributed Programming with Object-capabilities in JavaScript. (Oct. 2011). Talk at Vrije Universiteit Brussel, mobicant-talks.eventbrite.com.
- Mark S. Miller, Tom Van Cutsem, and Bill Tulloh. 2013. Distributed Electronic Rights in JavaScript. In *ESOP*.
- Mark Samuel Miller, Chip Morningstar, and Bill Frantz. 2000. Capability-based Financial Instruments: From Object to Capabilities. In *Financial Cryptography*. Springer.
- Mark Samuel Miller, Mike Samuel, Ben Laurie, Ihab Awad, and Mike Stay. 2008. Safe active content in sanitized JavaScript. code.google.com/p/google-caja/.
- Scott Moore, Christos Dimoulas, Robert Bruce Findler, Matthew Flatt, and Stephen Chong. 2016. Extensible access control with authorization contracts. In *OOPSLA*, Eelco Visser and Yannis Smaragdakis (Eds.). 214–233.
- Toby Murray. 2010. *Analysing the Security Properties of Object-Capability Patterns*. Ph.D. Dissertation. University of Oxford.
- Toby Murray, Daniel Matichuk, Matthew Brassil, Peter Gammie, and Gerwin Klein. 2013. Noninterference for Operating Systems kernels. In *International Conference on Certified Programs and Proofs*.
- James Noble, Robert Biddle, Ewan Tempero, Alex Potanin, and Dave Clarke. 2003. Towards a Model of Encapsulation. In *IWACO*.
- James Noble, John Potter, and Jan Vitek. 1998. Flexible Alias Protection. In *ECOOP*.
- Peter W. O'Hearn. 2019. Incorrectness Logic. *Proc. ACM Program. Lang.* 4, POPL, Article 10 (Dec. 2019), 32 pages. <https://doi.org/10.1145/3371078>
- Marco Patrignani and Deepak Garg. 2021. Robustly Safe Compilation, an Efficient Form of Secure Compilation. *ACM Trans. Program. Lang. Syst.* 43, 1, Article 1 (Feb. 2021), 41 pages. <https://doi.org/10.1145/3436809>
- D.J. Pearce and L.J. Groves. 2015. *Designing a Verifying Compiler: Lessons Learned from Developing Whaley*. *Sci. Comput. Prog.* (2015).
- Anton Pernenev, Dimitar Dimitrov, Petar Tsankov, Dana Drachler-Cohen, and Martin Vechev. 2020a. VerX: Safety Verification of Smart Contracts. In *IEEE Symp. on Security and Privacy*.
- Anton Pernenev, Dimitar I. Dimitrov, Petar Tsankov, Dana Drachler-Cohen, and Martin T. Vechev. 2020b. VerX: Safety Verification of Smart Contracts. *2020 IEEE Symposium on Security and Privacy (SP)* (2020), 1661–1677.
- Azalea Raad, Josh Berdine, Hoang-Hai Dang, Derek Dreyer, Peter W. O'Hearn, and Jules Villard. 2020. Local Reasoning About the Presence of Bugs: Incorrectness Separation Logic. In *CAV*. https://doi.org/10.1007/978-3-030-53291-8_14
- Michael Sammler, Deepak Garg, Derek Dreyer, and Tadeusz Litak. 2019. The High-Level Benefits of Low-Level Sandboxing. *Proc. ACM Program. Lang.* 4, POPL, Article 32 (Dec. 2019), 32 pages. <https://doi.org/10.1145/3371100>

- Ina Schaefer, Tobias Runge, Alexander Knüppel, Loek Cleophas, Derrick G. Kourie, and Bruce W. Watson. 2018. Towards Confidentiality-by-Construction. In *Leveraging Applications of Formal Methods, Verification and Validation. Modeling - 8th International Symposium, ISoLA 2018, Limassol, Cyprus, November 5-9, 2018, Proceedings, Part I*. 502–515. https://doi.org/10.1007/978-3-030-03418-4_30
- Alexander J. Summers and Sophia Drossopoulou. 2010. Considerate Reasoning and the Composite Pattern. In *VMCAI*.
- David Swasey, Deepak Garg, and Derek Dreyer. 2017. Robust and Compositional Verification of Object Capability Patterns. In *OOPSLA*.
- The Ethereum Wiki. 2018. ERC20 Token Standard. (Dec. 2018). https://theethereum.wiki/w/index.php/ERC20_Token_Standard
- Thomas Van Strydonck, Ana Linn Georges, Armaël Guéneau, Alix Trieu, Amin Timany, Frank Piessens, Lars Birkedal, and Dominique Devriese. 2022. Proving full-system security properties under multiple attacker models on capability machines. *CSF (2022)*.
- Jan Vitek and Boris Bokowski. 1999. Confined Types. In *OOPSLA*.
- Steve Zdancewic and Andrew C. Myers. 2001. Secure Information Flow and CPS. In *Proceedings of the 10th European Symposium on Programming Languages and Systems (ESOP '01)*. Springer, London, UK, UK, 46–61. <http://dl.acm.org/citation.cfm?id=645395.651931>

A Tool

We introduce Tool, a simple, typed, class-based, object-oriented language that underlies the *Necessity* specifications introduced in this paper. Tool includes ghost fields, recursive definitions that may only be used in the specification language. To reduce the complexity of our formal models, Tool lacks many common languages features, omitting static fields and methods, interfaces, inheritance, subsumption, exceptions, and control flow. These features are well-understood: their presence (or absence) would not change the results we claim nor the structures of the proofs of those results. Similarly, while Loo is typed, we don't present or mechanise its type system. Our results and proofs rely only upon type soundness — in fact, we only need that an expression of type T (where T is a class C declared in module M) will evaluate to an instance of some class from M , with the same confinement status as C . Featherweight Java extended with modules and assignment will more than suffice [Igarashi et al. 2001].

A.1 Syntax

The syntax of Tool is given in Fig. 9. Tool modules (M) map class names (C) to class definitions (*ClassDef*). A class definition consists of an optional annotation `confined`, a list of field definitions, ghost field definitions, and method definitions. Fields, ghost fields, and methods all have types: types are classes. Ghost fields may be optionally annotated as `internl`, requiring the argument to have an internal type, and the body of the ghost field to only contain references to internal objects. This is enforced by the limited type system of Tool. A program state (σ) is represented as a heap (χ), stack (ψ) pair, where a heap is a map from addresses (α) to objects (o), and a stack is a non-empty list of frames (ϕ). A frame consists of a local variable map and a continuation (c) that represents the statements that are yet to be executed (s), or a hole waiting to be filled by a method return in the frame above ($x := \bullet; s$). A statement is either a field read ($x := y.f$), a field write ($x.f := y$), a method call ($x := y.m(\bar{z})$), a constructor call (`new $C(\bar{x})$`), a method return statement (`return x`), or a sequence of statements ($s; s$).

Tool also includes syntax for expressions e that may be used in writing specifications or the definition of ghost fields.

A.2 Semantics

Tool is a simple object oriented language, and the operational semantics (given in Fig. 10 and discussed later) do not introduce any novel or surprising features. The operational semantics make use of several helper definitions that we define here.

We provide a definition of reference interpretation in Definition A.1

Definition A.1. For a program state $\sigma = (\chi, \phi : \psi)$, we provide the following function definitions:

- $[x]_\sigma \triangleq \phi.(local)(x)$
- $[\alpha.f]_\sigma \triangleq \chi(\alpha).(flds)(f)$
- $[x.f]_\sigma \triangleq [\alpha.f]_\sigma$ where $[x]_\sigma = \alpha$

That is, a variable x , or a field access on a variable $x.f$ has an interpretation within a program state of value v if x maps to v in the local variable map, or the field f of the object identified by x points to v .

Definition A.2 defines the class lookup function an object identified by variable x .

Definition A.2 (Class Lookup). For program state $\sigma = (\chi, \phi : \psi)$, class lookup is defined as

$$classOf(\sigma, x) \triangleq \chi([x]_\sigma).(class)$$

Definition A.3 defines the method lookup function for a method call m on an object of class C .

x, y, z		Variable
C, D		Class Id.
T	$::= C$	Type
f		Field Id.
g		Ghost Field Id.
m		Method Id.
α		Address Id.
i	$\in \mathbb{Z}$	Integer
v	$::= \alpha \mid i \mid \text{true} \mid \text{false} \mid \text{null}$	Value
e	$::= x \mid v \mid e + e \mid e = e \mid e < e$ $\mid \text{if } e \text{ then } e \text{ else } e \mid e.f \mid e.g(e)$	Expression
o	$::= \{\text{class} := C; \text{flds} := \overline{f \mapsto v}\}$	Object
s	$::= x := y.f \mid x.f := y \mid x := y.m(\bar{z})$ $\mid \text{new } C(\bar{x}) \mid \text{return } x \mid s; s$	Statement
c	$::= s \mid x := \bullet; s$	Continuation
χ	$::= \overline{\alpha \mapsto o}$	Heap
ϕ	$::= \{\text{local} := \overline{x \mapsto v}; \text{contn} := c\}$	Frame
ψ	$::= \phi \mid \phi : \psi$	Stack
σ	$::= (\text{heap} := \chi, \text{stack} := \psi)$	Program Config.
meth	$::= \text{method } m \ (\overline{x:T}) \{ s \}$	Method Def.
fld	$::= \text{field } f : T$	Field Def.
gfld	$::= \text{ghost } g \ (x:T) \{ e \} : T \mid \text{ghost intrnl } g \ (x:T) \{ e \} : T$	Ghost Field Def.
An	$::= \text{confined}$	Class Annotation
CDef	$::= [\text{An}] \text{ class } C \ \{ \text{constr} := \overline{(x:T)\{s\}}; \text{flds} := \overline{\text{fld}}; \text{gflds} := \overline{\text{gfld}}; \text{mths} := \overline{\text{meth}} \}$	Class Def.
Mdl	$::= \overline{C \mapsto \text{ClassDef}}$	Module Def.

Fig. 9. Tool Syntax

Definition A.3 (Method Lookup). For module M , class C , and method name m , method lookup is defined as

$$\text{Meth}(M, C, m) \triangleq M(C).\text{mths}(m)$$

Fig. 10 gives the operational semantics of Tool. Program state σ_1 reduces to σ_2 in the context of module M if $M, \sigma_1 \rightsquigarrow \sigma_2$. The semantics in Fig. 10 are unsurprising, but it is notable that reads (READ) and writes (WRITE) are restricted to the class that the field belongs to.

While the small-step operational semantics of Tool is given in Fig. 10, specification satisfaction is defined over an abstracted notion of the operational semantics that models the open world, called *external states semantics*. That is, execution occurs in the context of not just an internal, trusted module, but an external, untrusted module. We borrow the definition of external states semantics from Drossopoulou et al., along with the related definition of module linking, given in Definition A.4.

Definition A.4. For all modules M and M' , if the domains of M and M' are disjoint, we define the module linking function as $M \circ M' \triangleq M \cup M'$.

That is, given an internal, module M , and an external module M' , we take their linking as the union of the two if their domains are disjoint.

An *Initial* program state contains a single frame with a single local variable `this` pointing to a single object in the heap of class `Object`, and a continuation.

$$\begin{array}{c}
\frac{\sigma_1 = (\chi, \phi_1 : \psi) \quad \sigma_2 = (\chi, \phi_2 : \phi'_1 : \psi) \quad \phi_1.(\text{contn}) = (x := y.m(\bar{z}); s) \\
\phi'_1 = \phi_1[\text{contn} := (x := \bullet; s)] \quad \text{Meth}(M, \text{classOf}(\sigma_1, x), m) = m(\bar{p} : T) \{ \text{body } y \} \\
\phi_2 = \{ \text{local} := ([\text{this} \mapsto [x]_{\sigma_1}] [p_i \mapsto [z_i]_{\sigma_1}]), \text{contn} := \text{body } y \}}{M, \sigma_1 \leadsto \sigma_2} \quad (\text{CALL}) \\
\\
\frac{[x.f]_{\sigma_1} = v \quad \sigma_1 = (\chi, \phi_1 : \psi) \quad \sigma_2 = (\chi, \phi_2 : \psi) \quad \phi_1.(\text{contn}) = (x := y.f; s) \\
\phi_2 = \{ \text{local} := \phi_1.(\text{local}), \text{contn} := s \} \quad \text{classOf}(\sigma_1, \text{this}) = \text{classOf}(\sigma_1, y)}{M, \sigma_1 \leadsto \sigma_2} \quad (\text{READ}) \\
\\
\frac{\sigma_1 = (\chi_1, \phi_1 : \psi) \quad \sigma_2 = (\chi_2, \phi_2 : \psi) \quad \phi_1.(\text{contn}) = (x.f := y; s) \quad [y]_{\sigma_1} = v \\
\phi_2 = \{ \text{local} := \phi_1.(\text{local}), \text{contn} := s \} \quad \chi_2 = \chi_1[[x]_{\sigma_1}.f \mapsto v] \quad \text{classOf}(\sigma_1, \text{this}) = \text{classOf}(\sigma_2, x)}{M, \sigma_1 \leadsto \sigma_2} \quad (\text{WRITE}) \\
\\
\frac{\sigma_1 = (\chi, \phi : \psi) \quad \phi.(\text{contn}) = (x := \text{new } C(\bar{z}); s) \\
M(C).(\text{constr}) = (\bar{p} : T) \{ s' \} \quad \phi' = \{ \text{local} := [\text{this} \mapsto \alpha], [p_i \mapsto [z_i]_{\sigma_1}], \text{contn} := s' \} \\
\sigma_2 = (\chi[\alpha \mapsto \{ \text{class} := C, \text{flds} := f \mapsto \text{null} \}], \phi' : \phi[\text{contn} := (x := \bullet; s)] : \psi)}{M, \sigma_1 \leadsto \sigma_2} \quad (\text{NEW}) \\
\\
\frac{\sigma_1 = (\chi, \phi_1 : \phi_2 : \psi) \quad \phi_1.(\text{contn}) = (\text{return } x; s) \text{ or } \phi_1.(\text{contn}) = (\text{return } x) \\
\phi_2.(\text{contn}) = (y := \bullet; s) \quad \sigma_2 = (\chi, \phi_2[y \mapsto [x]_{\sigma_1}] : \psi)}{M, \sigma_1 \leadsto \sigma_2} \quad (\text{RETURN})
\end{array}$$

Fig. 10. ToolL operational Semantics

$$\begin{array}{c}
M, \sigma, v \hookrightarrow v \quad (\text{E-VAL}) \qquad M, \sigma, x \hookrightarrow [x]_{\sigma} \quad (\text{E-VAR}) \\
\\
\frac{M, \sigma, e_1 \hookrightarrow i_1 \quad M, \sigma, e_2 \hookrightarrow i_2 \quad i_1 + i_2 = i}{M, \sigma, e_1 + e_2 \hookrightarrow i} \quad (\text{E-ADD}) \qquad \frac{M, \sigma, e_1 \hookrightarrow v \quad M, \sigma, e_2 \hookrightarrow v}{M, \sigma, e_1 = e_2 \hookrightarrow \text{true}} \quad (\text{E-EQ}_1) \\
\\
\frac{M, \sigma, e_1 \hookrightarrow v_1 \quad M, \sigma, e_2 \hookrightarrow v_2 \quad v_1 \neq v_2}{M, \sigma, e_1 = e_2 \hookrightarrow \text{false}} \quad (\text{E-EQ}_2) \qquad \frac{M, \sigma, e \hookrightarrow \text{true} \quad M, \sigma, e_1 \hookrightarrow v}{M, \sigma, e \hookrightarrow v} \quad (\text{E-IF}_1) \\
\\
\frac{M, \sigma, e \hookrightarrow \text{false} \quad M, \sigma, e_2 \hookrightarrow v}{M, \sigma, e \hookrightarrow v} \quad (\text{E-IF}_2) \qquad \frac{M, \sigma, e \hookrightarrow \alpha}{M, \sigma, e.f \hookrightarrow [\alpha.f]_{\sigma}} \quad (\text{E-FIELD}) \\
\\
\frac{M, \sigma, e_1 \hookrightarrow \alpha \quad M, \sigma, e_2 \hookrightarrow v' \quad \text{ghost } g(x : T) \{ e \} : T' \in M(\text{classOf}(\sigma, \alpha)).(\text{gflds}) \quad M, \sigma, [v'/x]e \hookrightarrow v}{M, \sigma, e_1.g(e_2) \hookrightarrow v} \quad (\text{E-GHOST})
\end{array}$$

Fig. 11. ToolL expression evaluation

Definition A.5 (Initial Program State). A program state σ is said to be an initial state ($\text{Initial}(\sigma)$) if and only if

- $\sigma.\text{heap} = [\alpha \mapsto \{ \text{class} := \text{Object}; \text{flds} := \emptyset \}]$ and
- $\sigma.\text{stack} = \{ \text{local} := [\text{this} \mapsto \alpha]; \text{contn} := s \}$

for some address α and some statement s .

Finally, we provide a semantics for expression evaluation is given in Fig. 11. That is, given a module M and a program state σ , expression e evaluates to v if $M, \sigma, e \hookrightarrow v$. Note, the evaluation of expressions is separate from the operational semantics of ToolL, and thus there is no restriction on field access.

B ENCAPSULATION

Assertion encapsulation (Definition 4.1) is critical to our approach. Assertion encapsulation ensures that a change in satisfaction of an assertion can only depend on computation *internal* to the module in which the assertion is encapsulated — this is related to the footprint of an assertion [Banerjee and Naumann 2005b; Leino and Müller 2004]. If the footprint of an assertion is contained within a module, then that assertion is encapsulated, however there are assertions that are encapsulated by a module whose footprint is not contained within the module. Specifically, the assertion `insindex` is not contained within an module M since its due to the universal quantification contained within `insindex`, the footprint consists of portions of the heap that are external to M . `insindex` is encapsulated by M since if only objects that derive from M have access to x , it follows that a method call on M is required to gain access to x . Necessity Logic itself does not depend on the details of the encapsulation scheme — only that we can determine whether an assertion is encapsulated within a particular part of the program. For reasons of simplicity, we have adopted an encapsulation model for Tool based on Vitek and Bokowski’s *Confined Types* [1999] (and we rely on their proof). Confined types partition the objects accessible to code within a module, based on those objects’ defining classes and modules:

- instances of `non-confined` classes constitute their defining module’s encapsulation boundary [Noble et al. 2003], and may be accessed anywhere.
- instances of `confined` classes are encapsulated *inside* their defining module.
- instances of `confined` classes defined in *other* modules are not accessible elsewhere
- instances of `non-confined` classes defined in *other* modules are visible, however methods may only be invoked on such objects when the confinement system guarantees the particular instance is only accessible *inside this* module.

Tool’s Confined Types rely on three syntactic restrictions to enforce this encapsulation model:

- `confined` class declarations must be annotated.
- `confined` objects may not be returned by methods of `non-confined` classes.
- Ghost fields may be annotated as `intrnl`; if so, they must only refer to objects *inside* their defining module — i.e. either defined directly in that module, or instances of `non-confined` classes defined in *other* modules where those particular instances are only ever accessed within the defining module.

We define internally evaluated expressions ($Enc_e(_)$) whose evaluation only inspects internal objects or primitives (i.e. integers or booleans).

Definition B.1 (Internally Evaluated Expressions). For all modules M , assertions A , and expressions e , $M \models A \Rightarrow Enc_e(e)$ if and only if for all heaps χ , stacks ψ , and frames ϕ such that $M, (\chi, \phi : \psi) \models A$, we have for all values v , such that $M, (\chi, \phi : \psi), e \hookrightarrow v$ then $M, (\chi', \phi' : \psi), e \hookrightarrow v$, where

- χ' is the internal portion of χ , i.e.
 $\chi' = \{\alpha \mapsto o \mid \alpha \mapsto o \in \chi \wedge o.(cname) \in M\}$ and
- $\phi'.(local)$ is the internal portion of the $\phi.(local)$ i.e.
 $\phi' = \{x \mapsto v \mid x \mapsto v \in \chi \wedge (v \in \mathbb{Z} \vee v = \text{true} \vee v = \text{false}) \vee (\exists \alpha, v = \alpha \wedge \text{classOf}((\chi, \phi : \psi), \alpha) \in M)\}$

The encapsulation proof system consists of two relations

- Purely internal expressions: $M \vdash A \Rightarrow Enc_e(e)$ and
- Assertion encapsulation: $M \vdash A \Rightarrow Enc(A')$

Fig. 12 gives proof rules for an expression comprising purely internal objects. Primitives are Enc_e ($ENC_e\text{-INT}$, $ENC_e\text{-NULL}$, $ENC_e\text{-TRUE}$, and $ENC_e\text{-FALSE}$). Addresses of internal objects are Enc_e

(ENC_e-OBJ). Field accesses with internal types of Enc_e expressions are themselves Enc_e (ENC_e-FIELD). Ghost field accesses annotated as Enc_e on Enc_e expressions are themselves Enc_e (ENC_e-GHOST).

$$\begin{array}{c}
M \vdash A \Rightarrow Enc_e(i) \quad (\text{ENC}_e\text{-INT}) \qquad M \vdash A \Rightarrow Enc_e(\text{null}) \quad (\text{ENC}_e\text{-NULL}) \\
M \vdash A \Rightarrow Enc_e(\text{true}) \quad (\text{ENC}_e\text{-TRUE}) \qquad M \vdash A \Rightarrow Enc_e(\text{false}) \quad (\text{ENC}_e\text{-FALSE}) \\
\\
\frac{M \vdash A \longrightarrow \alpha : C \quad C \in M}{M \vdash A \Rightarrow Enc_e(\alpha)} \quad (\text{ENC}_e\text{-OBJ}) \\
\\
\frac{M \vdash A \Rightarrow Enc_e(e) \quad M \vdash A \longrightarrow e : C \quad [\text{field_}f : D] \in M(C).(\text{flds}) \quad D \in M}{M \vdash A \Rightarrow Enc_e(e.f)} \quad (\text{ENC}_e\text{-FIELD}) \\
\\
\frac{M \vdash A \Rightarrow Enc_e(e_2) \quad M \vdash A \Rightarrow Enc_e(e_1) \quad M \vdash A \longrightarrow e_1 : C \quad \text{ghost intrnl } g(x : _)\{e\} \in M(C).(\text{gflds})}{M \vdash A \Rightarrow Enc_e(e_1.g(e_2))} \quad (\text{ENC}_e\text{-GHOST})
\end{array}$$

Fig. 12. Internal Proof Rules

Fig. 13 gives proof rules for whether an assertion is encapsulated, that is whether a change in satisfaction of an assertion requires interaction with the internal module. An `Intrl` expression is also an encapsulated assertion (ENC-EXP). A field access on an encapsulated expression is an encapsulated expression. Binary and ternary operators applied to encapsulated expressions are themselves encapsulated assertions (ENC=, ENC+, ENC<, ENC-IF). An internal object may only lose access to another object via internal computation (ENC-INTACCESS). Only internal computation may grant external access to an `inside(_)` object (ENC-INSIDE₁). If an object is `inside(_)`, then nothing (not even internal objects) may gain access to that object except by internal computation (ENC-INSIDE₂). If an assertion A_1 implies assertion A_2 , then A_1 implies the encapsulation of any assertion that A_2 does. Further, if an assertion is encapsulated, then any assertion that is implied by it is also encapsulated. These two rules combine into an encapsulation rule for consequence (ENC-CONSEQ).

$$\begin{array}{c}
\frac{M \vdash A \Rightarrow \text{Enc}_e(e)}{M \vdash A \Rightarrow \text{Enc}(e)} \quad (\text{ENC-EXP}) \qquad \frac{M \vdash A \Rightarrow \text{Enc}_e(e)}{M \vdash A \Rightarrow \text{Enc}(e.f)} \quad (\text{ENC-FIELD}) \\
\\
\frac{M \vdash A \Rightarrow \text{Enc}(e_1) \quad M \vdash A \Rightarrow \text{Enc}(e_2)}{M \vdash A \Rightarrow \text{Enc}(e_1 = e_2)} \quad (\text{ENC-}=) \qquad \frac{M \vdash A \Rightarrow \text{Enc}(e_1) \quad M \vdash A \Rightarrow \text{Enc}(e_2)}{M \vdash A \Rightarrow \text{Enc}(e_1 + e_2)} \quad (\text{ENC-+}) \\
\\
\frac{M \vdash A \Rightarrow \text{Enc}(e_1) \quad M \vdash A \Rightarrow \text{Enc}(e_2)}{M \vdash A \Rightarrow \text{Enc}(e_1 < e_2)} \quad (\text{ENC-<}) \\
\\
\frac{M \vdash A \Rightarrow \text{Enc}(e) \quad M \vdash A \Rightarrow \text{Enc}(e_1) \quad M \vdash A \Rightarrow \text{Enc}(e_2)}{M \vdash A \Rightarrow \text{Enc}(\text{if } e \text{ then } e_1 \text{ else } e_2)} \quad (\text{ENC-If}) \\
\\
\frac{M \vdash A \longrightarrow \langle x \text{ \textcolor{blue}{internal}} \rangle}{M \vdash A \Rightarrow \text{Enc}(\langle x \text{ \textcolor{blue}{access}} y \rangle)} \quad (\text{ENC-INTACCESS}) \qquad M \vdash x : C \Rightarrow \text{Enc}(\text{inside}(x)) \quad (\text{ENC-INSIDE}_1) \\
\\
\frac{M \vdash A \longrightarrow \text{inside}(x)}{M \vdash A \Rightarrow \text{Enc}(\neg \langle x \text{ \textcolor{blue}{access}} y \rangle)} \quad (\text{ENC-INSIDE}_2) \\
\\
\frac{M \vdash A_1 \longrightarrow A_2 \quad M \vdash A \longrightarrow A' \quad M \vdash A_2 \Rightarrow \text{Enc}(A)}{M \vdash A_1 \Rightarrow \text{Enc}(A')} \quad (\text{ENC-CONSEQ})
\end{array}$$

Fig. 13. Assertion Encapsulation Proof Rules

C MORE ABOUT THE EXPRESSIVENESS OF NECESSITY SPECIFICATIONS

C.1 ERC20

The ERC20 [The Ethereum Wiki 2018] is a widely used token standard describing the basic functionality of any Ethereum-based token contract. This functionality includes issuing tokens, keeping track of tokens belonging to participants, and the transfer of tokens between participants. Tokens may only be transferred if there are sufficient tokens in the participant's account, and if either they (using the `transfer` method) or someone authorized by the participant (using the `transferFrom` method) initiated the transfer.

We specify these necessary conditions here using *Necessity*. Firstly, `ERC20Spec1` says that if the balance of a participant's account is ever reduced by some amount m , then that must have occurred as a result of a call to the `transfer` method with amount m by the participant, or the `transferFrom` method with the amount m by some other participant.

```

1 ERC20Spec1  $\triangleq$  from e : ERC20  $\wedge$  e.balance(p) = m + m'  $\wedge$  m > 0
2     next e.balance(p) = m'
3     onlyIf  $\exists$  p' p''. [ $\langle$ p' calls e.transfer(p, m) $\rangle \vee$ 
4         e.allowed(p, p'')  $\geq$  m  $\wedge$   $\langle$ p'' calls e.transferFrom(p', m) $\rangle$ ]

```

Secondly, `ERC20Spec2` specifies under what circumstances some participant p' is authorized to spend m tokens on behalf of p : either p approved p' , p' was previously authorized, or p' was authorized for some amount $m + m'$, and spent m' .

```

1 ERC20Spec2  $\triangleq$  from e : ERC20  $\wedge$  p : Object  $\wedge$  p' : Object  $\wedge$  m : Nat
2     next e.allowed(p, p') = m
3     onlyIf  $\langle$ p calls e.approve(p', m) $\rangle \vee$ 
4         (e.allowed(p, p') = m  $\wedge$ 
5              $\neg$  ( $\langle$ p' calls e.transferFrom(p, _) $\rangle \vee$ 
6                  $\langle$ p calls e.allowed(p, _) $\rangle$ ))  $\vee$ 
7          $\exists$  p''. [e.allowed(p, p') = m + m'  $\wedge$   $\langle$ p' calls e.transferFrom(p'', m') $\rangle$ ]

```

C.2 DAO

The Decentralized Autonomous Organization (DAO) [Christoph Jentsch 2016] is a well-known Ethereum contract allowing participants to invest funds. The DAO famously was exploited with a re-entrancy bug in 2016, and lost \$50M. Here we provide specifications that would have secured the DAO against such a bug. `DAOSpec1` says that no participant's balance may ever exceed the ether remaining in DAO.

```

1 DAOSpec1  $\triangleq$  from d : DAO  $\wedge$  p : Object
2     to d.balance(p) > d.ether
3     onlyIf false

```

Note that `DAOSpec1` enforces a class invariant of DAO, something that could be enforced by traditional specifications using class invariants. The second specification `DAOSpec2` states that if after some single step of execution, a participant's balance is m , then either

- (a) this occurred as a result of joining the DAO with an initial investment of m ,
- (b) the balance is 0 and they've just withdrawn their funds, or
- (c) the balance was m to begin with

```

1 DAOSpec2  $\triangleq$  from d : DAO  $\wedge$  p : Object
2     next d.balance(p) = m
3     onlyIf  $\langle$ p calls d.repay( $\_$ ) $\rangle \wedge m = 0 \vee \langle$ p calls d.join(m) $\rangle \vee d.balance(p) = m$ 

```

small changes over Julian's Using *Necessity*, we express *SafeSpec*, that requires that the treasure cannot be removed from the safe without knowledge of the secret.

```

1 SafeSpec  $\triangleq$  from s : Safe  $\wedge$  s.treasure != null
2   to s.treasure == null
3   onlyIf  $\neg$  inside(s.secret)

```

The module *SafeModule* described below satisfies *SafeSpec*.

```

1 module SafeModule
2   class Secret{}
3   class Treasure{}
4   class Safe{
5     field treasure : Treasure
6     field secret : Secret
7     method take(scr : Secret){
8       if (this.secret==scr) then {
9         t=treasure
10        this.treasure = null
11        return t }
12     }
13 }

```

C.3 Crowdsale

Necessity is able to encode the motivating example of [Permenev et al. \[2020a\]](#): an escrow smart contract that ensures that the contract may not be coerced to pay out or refund more money than has been raised. The motivating Crowdsale example consists of a Crowdsale contract for crowd sourcing funding. A Crowdsale object consists of an Escrow object, an amount raised, a funding goal, and a closing time in which the goal must be met for the fund to be successful. An Escrow consists of a ledger of investors and how much they have invested. There are several properties that [Permenev et al. \[2020a\]](#) sought to encode, and we have provided the encoding of those specifications in Fig. 16. R0 states that if an investor claims a refund from an escrow, then the balance of the escrow decreases by the amount the investor had deposited in the escrow. R1 states that if at anytime the escrow has not yet succeeded, then the deposits must be less than the balance of the escrow. R2_1 and R2_2 combine to express a single property: no one may ever withdraw and then subsequently claim a refund or visa versa. R3 states that if the funding goal is ever met, then no one may subsequently claim a refund.

```
1  class Crowdsale {
2    Escrow escrow;
3    closeTime, raised, goal : int;
4    method init() {
5      if escrow == null
6        escrow := new Escrow(new Object);
7        closeTime := now + 30 days;
8        raised := 0;
9        goal := 10000 * 10**18;
10   }
11   method invest(investor : Object, value : int) {
12     if raised < goal
13       escrow.deposit(investor, value);
14       raised += value;
15   }
16   method close() {
17     if now > closeTime || raised >= goal
18       if raised >= goal
19         escrow.close();
20       else
21         escrow.refund();
22   }
23 }
```

Fig. 14. Crowdsale Contract


```

1  confined class Escrow {
2    owner, beneficiary : Object;
3    mapping(Object => uint256) deposits;
4    OPEN, SUCCESS, REFUND : Object;
5    state : Object;
6    method init(o : Object, b : Object) {
7      if owner == null || beneficiary == null
8        owner := o;
9        beneficiary := b;
10       OPEN := new Object; SUCCESS := new Object; REFUND := new Object;
11       state := OPEN;
12
13     method close() {state = SUCCESS;}
14     method refund() {state = REFUND;}
15     method deposit(value : int, p : Object) {
16       deposits[p] := deposits[p] + value;
17     }
18     method withdraw() {
19       if state == SUCCESS
20         return this.balance;
21     }
22     method claimRefund(p : Object) {
23       if state == REFUND
24         int amount := deposits[p];
25         deposits[p] := 0;
26         return amount;
27     }
28 }

```

Fig. 15. Escrow Contract

```

1  (R0)  $\triangleq e : \text{Escrow} \wedge \langle \_ \text{ calls } e.\text{claimRefund}(p) \rangle$ 
2      next  $e.\text{balance} = \text{nextBal}$  onlyIf  $\text{nextBal} = e.\text{balance} - e.\text{deposits}(p)$ 
3  (R1)  $\triangleq e : \text{Escrow} \wedge e.\text{state} \neq e.\text{SUCCESS} \rightarrow \text{sum}(\text{deposits}) \leq e.\text{balance}$ 
4  (R2_1)  $\triangleq e : \text{Escrow} \wedge \langle \_ \text{ calls } e.\text{withdraw}(\_) \rangle$ 
5      to  $\langle \_ \text{ calls } e.\text{claimRefund}(\_) \rangle$  onlyIf false
6  (R2_2)  $\triangleq e : \text{Escrow} \wedge \langle \_ \text{ calls } e.\text{claimRefund}(\_) \rangle$ 
7      to  $\langle \_ \text{ calls } e.\text{withdraw}(\_) \rangle$  onlyIf false
8  (R3)  $\triangleq c : \text{Crowdsale} \wedge \text{sum}(\text{deposits}) \geq c.\text{escrow}.\text{goal}$ 
9      to  $\langle \_ \text{ calls } c.\text{escrow}.\text{claimRefund}(\_) \rangle$  onlyIf false

```

Fig. 16. Encoding VerX Crowdsale Example in Necessity

D MORE NECESSITY LOGIC RULES

Here we give the complete version of the rules in Fig. 6, Fig. 7, and Fig. 8.

$$\begin{array}{c}
 \text{for all } C \in \text{dom}(M) \text{ and } m \in M(C).\text{mths}, \quad M \vdash \text{from } A_1 \wedge x : C \wedge \langle _ \text{ calls } x.m(\bar{z}) \rangle \text{ next } A_2 \text{ onlyIf } A_3 \\
 \hline
 M \vdash A_1 \longrightarrow \neg A_2 \quad M \vdash A_1 \Rightarrow \text{Enc}(A_2) \\
 \hline
 M \vdash \text{from } A_1 \text{ next } A_2 \text{ onlyIf } A_3 \quad (\text{If1-INTERNAL})
 \end{array}$$

$$\begin{array}{c}
 M \vdash \text{from } A_1 \text{ to } A_2 \text{ onlyIf } A \\
 \hline
 M \vdash \text{from } A_1 \text{ next } A_2 \text{ onlyIf } A \quad (\text{If1-If})
 \end{array}$$

$$\begin{array}{c}
 M \vdash A_1 \longrightarrow A'_1 \quad M \vdash A_2 \longrightarrow A'_2 \quad M \vdash A'_3 \longrightarrow A_3 \quad M \vdash \text{from } A'_1 \text{ next } A'_2 \text{ onlyIf } A'_3 \\
 \hline
 M \vdash \text{from } A_1 \text{ next } A_2 \text{ onlyIf } A_3 \quad (\text{If1-}\longrightarrow)
 \end{array}$$

$$\begin{array}{c}
 M \vdash \text{from } A_1 \text{ next } A_2 \text{ onlyIf } A \quad M \vdash \text{from } A'_1 \text{ next } A_2 \text{ onlyIf } A' \\
 \hline
 M \vdash \text{from } A_1 \vee A'_1 \text{ next } A_2 \text{ onlyIf } A \vee A' \quad (\text{If1-}\vee\text{I}_1)
 \end{array}$$

$$\begin{array}{c}
 M \vdash \text{from } A_1 \text{ next } A_2 \text{ onlyIf } A \quad M \vdash \text{from } A_1 \text{ next } A'_2 \text{ onlyIf } A' \\
 \hline
 M \vdash \text{from } A_1 \text{ next } A_2 \vee A'_2 \text{ onlyIf } A \vee A' \quad (\text{If1-}\vee\text{I}_2)
 \end{array}$$

$$\begin{array}{c}
 M \vdash \text{from } A_1 \text{ next } A_2 \text{ onlyIf } A \vee A' \quad M \vdash \text{from } A' \text{ to } A_2 \text{ onlyThrough false} \\
 \hline
 M \vdash \text{from } A_1 \text{ next } A_2 \text{ onlyIf } A \quad (\text{If1-}\vee\text{E})
 \end{array}$$

$$\begin{array}{c}
 M \vdash \text{from } A_1 \text{ next } A_2 \text{ onlyIf } A \\
 M \vdash \text{from } A_1 \text{ next } A_2 \text{ onlyIf } A' \\
 \hline
 M \vdash \text{from } A_1 \text{ to } A_2 \text{ onlyIf } A \wedge A' \quad (\text{If1-}\wedge\text{I})
 \end{array}$$

$$\begin{array}{c}
 \forall y, M \vdash \text{from } ([y/x]A_1) \text{ next } A_2 \text{ onlyIf } A \\
 \hline
 M \vdash \text{from } \exists x.[A_1] \text{ next } A_2 \text{ onlyIf } A \quad (\text{If1-}\exists_1)
 \end{array}$$

$$\begin{array}{c}
 \forall y, M \vdash \text{from } A_1 \text{ next } ([y/x]A_2) \text{ onlyIf } A \\
 \hline
 M \vdash \text{from } A_1 \text{ next } \exists x.[A_2] \text{ onlyIf } A \quad (\text{If1-}\exists_2)
 \end{array}$$

Fig. 17. Single-Step Necessity Specifications

$$\begin{array}{c}
\frac{M \vdash \text{from } A \text{ next } \neg A \text{ onlyIf } A'}{M \vdash \text{from } A \text{ to } \neg A \text{ onlyThrough } A'} \quad (\text{CHANGES}) \\
\\
\frac{M \vdash A_1 \longrightarrow A'_1 \quad M \vdash A_2 \longrightarrow A'_2 \quad M \vdash A'_3 \longrightarrow A_3 \quad M \vdash \text{from } A'_1 \text{ to } A'_2 \text{ onlyThrough } A'_3}{M \vdash \text{from } A_1 \text{ to } A_2 \text{ onlyThrough } A_3} \quad (\longrightarrow) \\
\\
\frac{M \vdash \text{from } A_1 \text{ to } A_2 \text{ onlyThrough } A \quad M \vdash \text{from } A'_1 \text{ to } A_2 \text{ onlyThrough } A'}{M \vdash \text{from } A_1 \vee A'_1 \text{ to } A_2 \text{ onlyThrough } A \vee A'} \quad (\vee I_1) \\
\\
\frac{M \vdash \text{from } A_1 \text{ to } A_2 \text{ onlyThrough } A \quad M \vdash \text{from } A_1 \text{ to } A'_2 \text{ onlyThrough } A'}{M \vdash \text{from } A_1 \text{ to } A_2 \vee A'_2 \text{ onlyThrough } A \vee A'} \quad (\vee I_2) \\
\\
\frac{M \vdash \text{from } A_1 \text{ to } A' \text{ onlyThrough false} \quad M \vdash \text{from } A_1 \text{ to } A_2 \text{ onlyThrough } A \vee A'}{M \vdash \text{from } A_1 \text{ to } A_2 \text{ onlyThrough } A} \quad (\vee E_1) \qquad \frac{M \vdash \text{from } A' \text{ to } A_2 \text{ onlyThrough false} \quad M \vdash \text{from } A_1 \text{ to } A_2 \text{ onlyThrough } A \vee A'}{M \vdash \text{from } A_1 \text{ to } A_2 \text{ onlyThrough } A} \quad (\vee E_2) \\
\\
\frac{M \vdash \text{from } A_1 \text{ to } A_2 \text{ onlyThrough } A_3 \quad M \vdash \text{from } A_1 \text{ to } A_3 \text{ onlyThrough } A}{M \vdash \text{from } A_1 \text{ to } A_2 \text{ onlyThrough } A} \quad (\text{TRANS}_1) \qquad \frac{M \vdash \text{from } A_1 \text{ to } A_2 \text{ onlyThrough } A_3 \quad M \vdash \text{from } A_3 \text{ to } A_2 \text{ onlyThrough } A}{M \vdash \text{from } A_1 \text{ to } A_2 \text{ onlyThrough } A} \quad (\text{TRANS}_2) \\
\\
\frac{M \vdash \text{from } A_1 \text{ to } A_2 \text{ onlyIf } A}{M \vdash \text{from } A_1 \text{ to } A_2 \text{ onlyThrough } A} \quad (\text{If}) \qquad M \vdash \text{from } A_1 \text{ to } A_2 \text{ onlyThrough } A_2 \quad (\text{END}) \\
\\
\frac{\forall y, M \vdash \text{from } ([y/x]A_1) \text{ to } A_2 \text{ onlyThrough } A}{M \vdash \text{from } \exists x. [A_1] \text{ to } A_2 \text{ onlyThrough } A} \quad (\exists_1) \\
\\
\frac{\forall y, M \vdash \text{from } A_1 \text{ to } ([y/x]A_2) \text{ onlyThrough } A}{M \vdash \text{from } A_1 \text{ to } A_2 \text{ onlyThrough } A} \quad (\exists_2)
\end{array}$$

Fig. 18. *Only Through*

$$\begin{array}{c}
\frac{M \vdash A_1 \longrightarrow A'_1 \quad M \vdash A_2 \longrightarrow A'_2 \quad M \vdash A'_3 \longrightarrow A_3 \quad M \vdash \text{from } A'_1 \text{ to } A'_2 \text{ onlyIf } A'_3}{M \vdash \text{from } A_1 \text{ to } A_2 \text{ onlyIf } A_3} \quad (\text{IF-}\longrightarrow) \\
\\
\frac{\frac{M \vdash \text{from } A_1 \text{ to } A_2 \text{ onlyIf } A \quad M \vdash \text{from } A'_1 \text{ to } A_2 \text{ onlyIf } A'}{M \vdash \text{from } A_1 \vee A'_1 \text{ to } A_2 \text{ onlyIf } A \vee A'}}{M \vdash \text{from } A_1 \vee A'_1 \text{ to } A_2 \text{ onlyIf } A \vee A'} \quad (\text{IF-}\vee\text{I}_1) \\
\\
\frac{M \vdash \text{from } A_1 \text{ to } A_2 \text{ onlyIf } A \quad M \vdash \text{from } A_1 \text{ to } A'_2 \text{ onlyIf } A'}{M \vdash \text{from } A_1 \text{ to } A_2 \vee A'_2 \text{ onlyIf } A \vee A'} \quad (\text{IF-}\vee\text{I}_2) \quad \frac{M \vdash \text{from } A_1 \text{ to } A_2 \text{ onlyIf } A \vee A' \quad M \vdash \text{from } A' \text{ to } A_2 \text{ onlyThrough false}}{M \vdash \text{from } A_1 \text{ to } A_2 \text{ onlyIf } A} \quad (\text{IF-}\vee\text{E}) \\
\\
\frac{M \vdash \text{from } A_1 \text{ to } A_2 \text{ onlyIf } A \quad M \vdash \text{from } A_1 \text{ to } A_2 \text{ onlyIf } A'}{M \vdash \text{from } A_1 \text{ to } A_2 \text{ onlyIf } A \wedge A'} \quad (\text{IF-}\wedge\text{I}) \quad \frac{M \vdash \text{from } A_1 \text{ to } A_2 \text{ onlyThrough } A_3 \quad M \vdash \text{from } A_1 \text{ to } A_3 \text{ onlyIf } A}{M \vdash \text{from } A_1 \text{ to } A_2 \text{ onlyIf } A} \quad (\text{IF-TRANS}) \\
\\
M \vdash \text{from } x : C \text{ to } \neg x : C \text{ onlyIf false} \quad (\text{IF-CLASS}) \quad M \vdash \text{from } A_1 \text{ to } A_2 \text{ onlyIf } A_1 \quad (\text{IF-START}) \\
\\
\frac{\forall y, M \vdash \text{from } ([y/x]A_1) \text{ to } A_2 \text{ onlyIf } A}{M \vdash \text{from } \exists x. [A_1] \text{ to } A_2 \text{ onlyIf } A} \quad (\text{IF-}\exists_1) \quad \frac{\forall y, M \vdash \text{from } A_1 \text{ to } ([y/x]A_2) \text{ onlyIf } A}{M \vdash \text{from } A_1 \text{ to } A_2 \text{ onlyIf } A} \quad (\text{IF-}\exists_2)
\end{array}$$

Fig. 19. *Only If*

E ASSERT LOGIC

Fig. 20 presents some rules the *Assert* proof system relies upon, of the form $M \vdash A$. These rules are relatively simple, with none presenting any surprising results, and would be straightforward, but rather time-consuming, to prove sound in the Coq mechanisation. CALLER-EXT, CALLER-RECV, CALLER-ARGS, and CLASS-INT are simple properties that arise from the semantics of *Assert*. FLD-CLASS and INSIDE-INT are directly drawn from the simple type system of Tool. ABSURD and EXCLUDED MIDDLE are common logical properties.

$$\begin{array}{c}
 M \vdash \langle x \text{ calls } y.m(\bar{z}) \rangle \longrightarrow \langle x \text{ external} \rangle \quad (\text{CALLER-EXT}) \\
 \\
 M \vdash \langle x \text{ calls } y.m(\bar{z}) \rangle \longrightarrow \langle x \text{ access } y \rangle \quad (\text{CALLER-RECV}) \\
 \\
 M \vdash \langle x \text{ calls } y.m(\dots, z_i, \dots) \rangle \longrightarrow \langle x \text{ access } z_i \rangle \quad (\text{CALLER-ARGS}) \\
 \\
 \frac{C \in M}{M \vdash x : C \longrightarrow \langle x \text{ internal} \rangle} \quad (\text{CLASS-INT}) \qquad \frac{(\text{field_f} : D) \in M(C).(\text{flds})}{M \vdash e : C \longrightarrow e.f : D} \quad (\text{FLD-CLASS}) \\
 \\
 \frac{(\text{class confined } C\{_;_ \}) \in M}{M \vdash x : C \longrightarrow \text{inside}(x)} \quad (\text{INSIDE-INT}) \qquad M \vdash \text{false} \longrightarrow A \quad (\text{ABSURD}) \\
 \\
 M \vdash A \vee \neg A \quad (\text{EXCLUDED MIDDLE})
 \end{array}$$

Fig. 20. Properties of the *Assert* proof system.

F Mod_{best} – A MORE INTERESTING BANK ACCOUNT MODULE

We now revisit the bank account example, and present Mod_{best} in Figure 21. Mod_{best} is more interesting than $\text{Mod}_{\text{better}}$, as it allows us to demonstrate how *Necessity* logic deals with challenges that come with more complex data structures and specifications. These challenges are

- (1) Specifications defined using ghost fields – in this case `b.balance(a)` returns the balance of account `a` in Bank `b`.
- (2) Modules with several classes and methods; they all must be considered when constructing proofs about emergent behaviour.
- (3) The construction of a proof of assertion encapsulation. Such a proof is necessary here because the ghost field `balance` reads several fields. We use our simple confinement system, captured by `confined` classes in Tool.

```

1 module Modbest
2   class Account
3     field password:Object
4     method authenticate(pwd:Object):bool
5       {return pwd == this.password}
6     method changePass(pwd:Object, newPwd:Object):void
7       {if pwd == this.password
8         this.password := newPwd}
9   confined class Ledger
10    field acc1:Account
11    field bal1:int
12    field acc2:Account
13    field bal2:int
14    ghost intrnl balance(acc):int=
15      if acc == acc1
16        bal1
17      else if acc == acc2
18        bal2
19      else -1
20    method transfer(amt:int, from:Account, to:Account):void
21      {if from == acc1 && to == acc2
22        bal1 := bal1 - amt
23        bal2 := bal2 + amt
24      else if from == acc2 && to == acc1
25        bal1 := bal1 + amt
26        bal2 := bal2 - amt}
27  class Bank
28    field book:Ledger
29    ghost intrnl balance(acc):int=book.balance(acc)
30    method transfer(pwd:Object, amt:int, from:Account, to:Account):void
31      {if (from.authenticate(pwd))
32        book.transfer(amt, from, to)}

```

Fig. 21. Mod_{best} – a more interesting bank account implementation

In Mod_{best} , the balance of an account is kept in a ledger rather than in the account itself. Mod_{best} consists of three classes: (1) `Account` that maintains a password, (2) `Bank`, a public interface for transferring money from one account to another, and (3) `Ledger`, a private class, annotated as `confined`, used to map `Account` objects to their balances.

A Bank has a Ledger field, a method for transferring funds between accounts (`transfer`), and a ghost field, for looking up the balance of an account at a bank (`balance`). A Ledger is a mapping from Accounts to their balances. For brevity our implementation only includes two accounts (`acc1` and `acc2`), but it is easy to see how this could extend to a Ledger of arbitrary size. Ledger is annotated as `confined`, so Tool's Confined Types will ensure the necessary encapsulation. Finally, an Account has some password object, and methods to authenticate a provided password (`authenticate`), and to change the password (`changePass`).

Figures 22, 23, and 24 give pre- and postcondition specifications for `Modbest`. Informally, these functional specifications state that

- (1) no method returns the password,
- (2) the `transfer` method in Ledger results in a decreased balance to the `from` Account,
- (3) and the `transfer` method in Bank results in a decreased balance to the `from` Account *only if* the correct password is supplied, and
- (4) every other method in `Modbest` never modifies any balance in any Bank.

```

1  module Modbest
2    class Account
3      field password : Object
4      method authenticate(pwd : Object) : bool
5        (PRE: a : Account  $\wedge$  b : Bank
6         POST: b.balance(a)old == b.balance(a)new)
7        (PRE: a : Account
8         POST: res != a.password)
9        (PRE: a : Account
10         POST: a.passwordold == a.passwordnew)
11        {return pwd == this.password}
12      method changePassword(pwd : Object, newPwd : Object) : void
13        (PRE: a : Account
14         POST: res != a.password)
15        (PRE: a : Account  $\wedge$  b : Bank
16         POST: b.balance(a)old == b.balance(a)new)
17        (PRE: a : Account  $\wedge$  pwd != this.password
18         POST: a.passwordold = a.passwordnew)
19        {if pwd == this.password
20         this.password := newPwd}
21
22    confined class Ledger
23      continued in Fig.23
24
25
26    class Bank
27      continued in Fig.24
28      ...

```

Fig. 22. `Modbest` functional specifications, 1st part

```

1  confined class Ledger
2      field acc1 : Account
3      field bal1 : int
4      field acc2 : Account
5      field bal2 : int
6      ghost intrnl balance(acc) : int =
7          if acc == acc1
8              bal1
9          else if acc == acc2
10             bal2
11         else -1
12  method transfer(amt : int, from : Account, to : Account) : void
13      (PRE: a : Account  $\wedge$  b : Bank  $\wedge$  (a != acc1  $\wedge$  a != acc2))
14      POST: b.balance(a)old == b.balance(a)new)
15      (PRE: a : Account
16      POST: res != a.password)
17      (PRE: a : Account
18      POST: a.passwordold == a.passwordnew)
19      {if from == acc1 && to == acc2
20          bal1 := bal1 - amt
21          bal2 := bal2 + amt
22      else if from == acc2 && to == acc1
23          bal1 := bal1 + amt
24          bal2 := bal2 - amt}

```

Fig. 23. Mod_{best} functional specifications, 2nd part

```

1  class Bank
2      field book : Ledger
3      ghost intrnl balance(acc) : int = book.balance(acc)
4      method transfer(pwd : Object, amt : int, from : Account, to : Account) : void
5          (PRE: a : Account  $\wedge$  b : Bank  $\wedge$   $\neg$  (a == acc1  $\wedge$  a == acc2))
6          POST: b.balance(a)old = b.balance(a)new)
7          (PRE: a : Account
8          POST: res != a.password)
9          (PRE: a : Account
10         POST: a.passwordold == a.passwordnew)
11         {if (from.authenticate(pwd))
12             book.transfer(amt, from, to)}

```

Fig. 24. Mod_{best} functional specifications, 3rd part

G PROOF OF Mod_{best} 'S ADHERENCE TO $S_{\text{robust_2}}$

We now describe the poof that Mod_{best} 's adheres to $S_{\text{robust_2}}$; the accompanying Coq formalism includes a mechanized version.

Even though both the implementation and the specification being proven differ from those in §2, the structure of the proofs do retain broad similarities. In particular the proof in this section follows the outline of our reasoning given in Sec. 2.5. Namely, we prove:

- (1) encapsulation of the account's balance and password;
- (2) *per-method Necessity* specifications on all Mod_{best} methods,
- (3) *per-step Necessity* specifications for changing the balance and password, and finally
- (4) the *emergent Necessity* specification $S_{\text{robust_2}}$.

Mechanised versions of the proofs found in this Appendix can be found in the associated Coq artifact in `bank_account.v` [Mackay et al. 2022].

We now discuss each of these four parts of the proof.

G.1 Part 1: Assertion Encapsulation

Using the rules for proving $\text{Enc}_e()$ and $\text{Enc}()$ from Appendix B we prove encapsulation of $b.\text{balance}(a)$ as below

BalanceEncaps:		
aEnc:	$\text{Mod}_{\text{best}} \vdash b, b':\text{Bank} \wedge a:\text{Account} \wedge b.\text{balance}(a)=\text{bal} \Rightarrow \text{Enc}_e(a)$	by $\text{ENC}_e\text{-Obj}$
bEnc:	$\text{Mod}_{\text{best}} \vdash b, b':\text{Bank} \wedge a:\text{Account} \wedge b.\text{balance}(a)=\text{bal} \Rightarrow \text{Enc}_e(b)$	by $\text{ENC}_e\text{-Obj}$
getBalEnc:	$\text{Mod}_{\text{best}} \vdash b, b':\text{Bank} \wedge a:\text{Account} \wedge b.\text{balance}(a)=\text{bal} \Rightarrow \text{Enc}_e(b.\text{balance}(a))$	by aEnc, bEnc, and $\text{ENC}_e\text{-GHOST}$
balEnc:	$\text{Mod}_{\text{best}} \vdash b, b':\text{Bank} \wedge a:\text{Account} \wedge b.\text{balance}(a)=\text{bal} \Rightarrow \text{Enc}_e(\text{bal})$	by $\text{ENC}_e\text{-INT}$
$\text{Mod}_{\text{best}} \vdash b, b':\text{Bank} \wedge a:\text{Account} \wedge b.\text{balance}(a)=\text{bal} \Rightarrow \text{Enc}(b.\text{balance}(a)=\text{bal})$		by getBalEnc, balEnc, $\text{ENC}_e\text{-EXP}$

We omit the proof of $\text{Enc}(a.\text{password}=\text{pwd})$, as its construction is very similar to that of $\text{Enc}(b.\text{balance}(a)=\text{bal})$.

G.2 Part 2: Per-Method Necessity Specifications

We now provide proofs for per-method specifications, working from method pre- and postconditions. functional specifications. It said "These proof steps are quite verbose" ... – please do not say that, put it in a positive way Here we focus on proofs of `authenticate` from the `Account` class.

There are two *per-method Necessity* specifications that we need to prove of `authenticate`:

AuthBalChange: any change to the balance of an account may only occur if call to `transfer` on the `Bank` with the correct password is made. This may seem counter-intuitive as it is not possible to make two method calls (`authenticate` and `transfer`) at the same time, however we are able to prove this by first proving the absurdity that `authenticate` is able to modify any balance.

AuthPwdLeak: any call to `authenticate` may only invalidate `inside(a.password)` (for any account `a`) if `false` is first satisfied – clearly an absurdity.

AuthBalChange. First we use the functional specification of the `authenticate` method in `Account` to prove that a call to `authenticate` can only result in a decrease in balance in a single step if there were in fact a call to `transfer` to the Bank. This may seem odd at first, and impossible to prove, however we leverage the fact that we are first able to prove that `false` is a necessary condition to decreasing the balance, or in other words, it is not possible to decrease the balance by a call to `authenticate`. We then use the proof rule **ABSD** to prove our desired necessary condition. This proof is presented as `AuthBalChange` below.

AuthBalChange:	
$\{a, a': \text{Account} \wedge b: \text{Bank} \wedge b.\text{balance}(a') = \text{bal}\}$ <code>a.authenticate(pwd)</code> $\{b.\text{balance}(a') == \text{bal}\}$	by functional specifications
$\{a, a': \text{Account} \wedge b: \text{Bank} \wedge b.\text{balance}(a') = \text{bal} \wedge \neg \text{false}\}$ <code>a.authenticate(pwd)</code> $\{\neg b.\text{balance}(a') < \text{bal}\}$	by Hoare logic
from $a, a': \text{Account} \wedge b: \text{Bank} \wedge b.\text{balance}(a') = \text{bal} \wedge \langle _ \text{ calls } a.\text{authenticate}(pwd) \rangle$ next $b.\text{balance}(a') < \text{bal} \quad \text{onlyIf } \text{false}$	by If1-CLASSICAL
from $a: \text{Account} \wedge a': \text{Account} \wedge b: \text{Bank} \wedge b.\text{balance}(a') = \text{bal} \wedge \langle _ \text{ calls } a.\text{authenticate}(pwd) \rangle$ next $b.\text{balance}(a') < \text{bal} \quad \text{onlyIf } \langle _ \text{ calls } b.\text{transfer}(a'.\text{password}, \text{amt}, a', \text{to}) \rangle$	by ABSURD and If1- \rightarrow

AuthPwdLeak. The proof of `AuthPwdLeak` is given below, and is proven by application of Hoare logic rules and **If1-INSIDE**.

Do we want to show the other proofs? Or at least list what else is proven?

AuthPwdLeak:	
$\{a: \text{Account} \wedge a': \text{Account} \wedge a.\text{password} == \text{pwd}\}$ <code>res = a'.authenticate(_)</code> $\{\text{res} != \text{pwd}\}$	by functional specification
$\{a: \text{Account} \wedge a': \text{Account} \wedge a.\text{password} == \text{pwd} \wedge \neg \text{false}\}$ <code>res = a'.authenticate(_)</code> $\{\text{res} != \text{pwd}\}$	by Hoare logic
from <code>inside(pwd) ∧ a, a': Account ∧ a.password = pwd ∧ ⟨ _ calls a'.authenticate(_) ⟩</code> next $\neg \text{inside}(_) \quad \text{onlyIf } \text{false}$	by If1-INSIDE

Per-method Specifications on Methods confined Classes. It is notable that proofs of per-method specifications are trivial since the type system prevents external access and thus external method calls objects of `confined` classes. While this does not arise in the example detailed in §5, we use it in this example to prove necessary pre-conditions on methods in `Ledger`. We don't detail these here, however proofs of these Lemmas can be found in `bank_account.v` in the associated Coq artifact.

G.3 Part 3: Per-Step Necessity Specifications

The next step is to construct proofs of necessary conditions for *any* possible step in our external state semantics. In order to prove the final result in the next section, we need to prove three per-step *Necessity* specifications: `BalanceChange`, `PasswordChange`, and `PasswordLeak`.

```

1 BalanceChange  $\triangleq$  from  $a: \text{Account} \wedge b: \text{Bank} \wedge b.\text{balance}(a) = \text{bal}$ 
2                   next  $b.\text{balance}(a) < \text{bal} \quad \text{onlyIf } \langle \_ \text{ calls } b.\text{transfer}(a.\text{password}, \_, a) \rangle$ 
3
4 PasswordChange  $\triangleq$  from  $a: \text{Account} \wedge a.\text{password} = p$ 
5                   next  $\neg a.\text{password} != p \quad \text{onlyIf } \langle \_ \text{ calls } a.\text{changePass}(a.\text{password}, \_) \rangle$ 
6
7 PasswordLeak  $\triangleq$  from  $a: \text{Account} \wedge a.\text{password} = p \wedge \text{inside}\langle p \rangle$ 
8                   next  $\neg \text{inside}\langle p \rangle \quad \text{onlyIf } \text{false}$ 

```

We provide the proofs of these in Appendix F, but describe the construction of the proof of `BalanceChange` here: by application of the rules/results `AuthBalChange`, `changePassBalChange`, `Ledger :: TransferBalChange`, `Bank :: TransferBalChange`, `BalanceEncaps`, and `If1-INTERNAL`.

G.4 Part 4: Emergent *Necessity* Specifications

Finally, we combine our module-wide single-step *Necessity* specifications to prove emergent behaviour of the entire system. Informally the reasoning used in the construction of the proof of $S_{\text{robust_2}}$ can be stated as

- (1) If the balance of an account decreases, then by `BalanceChange` there must have been a call to `transfer` in `Bank` with the correct password.
- (2) If there was a call where the `Account`'s password was used, then there must have been an intermediate program state when some external object had access to the password.
- (3) Either that password was the same password as in the starting program state, or it was different:
 - (Case A) If it is the same as the initial password, then since by `PasswordLeak` it is impossible to leak the password, it follows that some external object must have had access to the password initially.
 - (Case B) If the password is different from the initial password, then there must have been an intermediate program state when it changed. By `PasswordChange` we know that this must have occurred by a call to `changePassword` with the correct password. Thus, there must be a some intermediate program state where the initial password is known. From here we proceed by the same reasoning as (Case A).

S_{robust_2}:

from a:Account \wedge b:Bank \wedge b.balance(a)=bal
to b.balance(a) < bal **onlyThrough** ($_$ calls b.transfer(a.password,_,a,_))

by CHANGES and
BalanceChange

from a:Account \wedge b:Bank \wedge b.balance(a)=bal
to b.balance(a) < bal **onlyThrough** \exists o. [\langle external $\rangle \wedge \langle$ access a.password \rangle]

by \longrightarrow , CALLER-EXT, and
CALLS-ARGS

from a:Account \wedge b:Bank \wedge b.balance(a)=bal \wedge a.password=pwd
to b.balance(a) < bal **onlyThrough** \neg inside(a.password)

by \longrightarrow

from a:Account \wedge b:Bank \wedge b.balance(a)=bal \wedge a.password=pwd
to b.balance(a) < bal **onlyThrough** inside(a.password) \wedge (a.password=pwd \vee a.password != pwd)

by \longrightarrow and EXCLUDED MID-
DLE

from a:Account \wedge b:Bank \wedge b.balance(a)=bal \wedge a.password=pwd
to b.balance(a) < bal **onlyThrough** (\neg inside(a.password) \wedge a.password=pwd) \vee
(\neg inside(a.password) \wedge a.password != pwd)

by \longrightarrow

from a:Account \wedge b:Bank \wedge b.balance(a)=bal \wedge a.password=pwd
to b.balance(a) < bal **onlyThrough** \neg inside(pwd) \vee a.password != pwd

by \longrightarrow

Case A (\neg inside(pwd)):

from a:Account \wedge b:Bank \wedge b.balance(a)=bal \wedge a.password=pwd
to \neg inside(pwd) **onlyIf** inside(pwd) \vee \neg inside(pwd)

by If- \longrightarrow and EXCLUDED
MIDDLE

from a:Account \wedge b:Bank \wedge b.balance(a)=bal \wedge a.password=pwd
to \neg inside(pwd) **onlyIf** \neg inside(pwd)

by \vee E and
PasswordLeak

Case B (a.password != pwd):

from a:Account \wedge b:Bank \wedge b.balance(a)=bal \wedge a.password=pwd
to a.password != pwd **onlyThrough** ($_$ calls a.changePass(pwd,_))

by CHANGES and PASS-
WORDCHANGE

from a:Account \wedge b:Bank \wedge b.balance(a)=bal \wedge a.password=pwd
to a.password != pwd **onlyThrough** \neg inside(pwd)

by \vee E and
PasswordLeak

from a:Account \wedge b:Bank \wedge b.balance(a)=bal \wedge a.password=pwd
to a.password != pwd **onlyIf** \neg inside(pwd)

by Case A and TRANS

from a:Account \wedge b:Bank \wedge b.balance(a)=bal \wedge a.password=pwd
to b.balance(a) < bal **onlyIf** \neg inside(pwd)

by Case A, Case B, If- \vee I₂,
and If- \longrightarrow

H PROOF OF GUARANTEE OF SAFETY IN §2.3.1

In this section we provide a proof sketch that $S_{\text{robust_2}}$ ensures our balance does not decrease in contexts with no access to our password. This property is expressed in §2.3.1, and the example is repeated below.

```

1 module Mod1
2   ...
3   method cautious(untrusted:Object)
4     a = new Account
5     p = new Password
6     a.set(null,p)
7     ...
8     untrusted.make_payment(a)
9     ...

```

The guarantee for the above code snippet is that as long as `untrusted` does not have external access (whether transitive or direct) to `a.pwd` before the call on line 7, then `a.balance` will not decrease during the execution of line 8. This property is expressed and proven in Theorem H.1.

THEOREM H.1 ($S_{\text{robust_2}}$ GUARANTEES ACCOUNT SAFETY). *Let BankMdl be some module that satisfies $S_{\text{robust_2}}$, let M be any external module, and $\sigma_1 = (\chi_1, \phi_1 : \psi_1)$ be some Arising program state, $\text{Arising}(M, \text{BankMdl}, \sigma_1)$.*

If

- (1) *the continuation of ϕ_1 is*

```

a = new Account;
p = new Password;
a.set(null,p);
s;
untrusted.make_payment(a, z1, ..., zn); ...

```

- (2) $\sigma_2 = (\chi_2, \phi_2 : \psi_2)$ *is the program state immediately preceding the execution of s*
- (3) $\sigma_3 = (\chi_3, \phi_3 : \psi_3)$ *is the program state immediately following the execution of s*
- (4) $\sigma_4 = (\chi_4, \phi_4 : \psi_4)$ *is the program state immediately following the execution of*
`untrusted.make_payment(a, z1, ..., zn)`
- (5) *for all objects $o \in \chi_3$ which are transitively accessible (i.e. the transitive closure of $\langle_ \text{access}_ \rangle$) from `untrusted` or from $z1, \dots, zn$:*
 $\text{BankMdl}; \sigma_3 \models \langle o \text{ access } a.\text{pwd} \rangle$, *implies* $\text{BankMdl}; \sigma_3 \models \langle o \text{ internal} \rangle$,
- (6) $\text{BankMdl}; \sigma_3 \models a.\text{balance} = b$

then

- $\text{BankMdl}; \sigma_4 \models a.\text{balance} \geq b$.

Proof Idea

We would like to apply $S_{\text{robust_2}}$ in state σ_3 , and argue that since by (5) no external object transitively accessible from `a`, `untrusted`, `z1`, ... `zn` has access to the password, the balance in σ_4 will not decrease over what it was in σ_3 . However, the challenge is that the premise of $S_{\text{robust_2}}$ is stronger than what we have in (5). Namely the premise of $S_{\text{robust_2}}$ requires that no external object has (direct) access to the password, but this requirement might not hold in σ_3 : depending on the contents of the code in `s`, there may exist external objects that have access to `a.password`. For example, if `s` is the empty code, then $\sigma_1(\text{this})$ has access to `a`.

To address this challenge, we will create a program state, say σ'_3 . In the new program state σ'_3 there will be no external access to `a.password`. Also, σ'_3 must be similar enough to σ_3 so that

the execution of `untrusted.make_payment(a, z1, ..., zn)` starting from state σ_3 is effectively equivalent to the execution of `untrusted.make_payment(a, z1, ..., zn)` when starting from σ'_3 . Moreover, σ'_3 must also be *Arising* for us to apply the *Necessity* specification $S_{\text{robust_2}}$ to it.

This throws up a new challenge: σ'_3 is not necessarily *Arising* in `BankMdl` and M . We address the latter challenge by creating a new module, M' , such that $\text{Arising}(M', \text{BankMdl}, \sigma'_3)$.

Proof Sketch

We construct M' from M by 1) modifying all methods in all classes in M so that all methods are duplicated: a) the original version, and b) a version almost identical to that in M with the addition that it keeps track of all the objects which contain fields pointing to any objects of the `Password` class, 2) We add to all classes in M a method called `nullify` that compares the contents of each of its fields with the method's argument, and if they are equal overwrites the field with `null`, 3) all method calls are replaced by those in part 1a, except of the body of `make_payment`, 4) we modify the code in `s` (and any methods called from it) so that it also keeps track of the current value of `a.pwd`, 5) after `s` and before the call `untrusted.make_payment(a, z1, ..., zn)` we insert code which runs through the list created in part 1, and calls `nullify` with the current value of `a.pwd` by `null` as its argument.

By starting with the same initial configuration which reached σ_3 , but now using M' as the external module, we reach σ'_3 , that is, $\text{Arising}(M', \text{BankMdl}, \sigma'_3)$. Moreover, σ'_3 satisfies the premise of $S_{\text{robust_2}}$. We execute `untrusted.make_payment(a, z1, ..., zn)` in the context of σ'_3 and reach σ'_4 . We apply $S_{\text{robust_2}}$, and obtain that $\text{BankMdl}; \sigma'_4 \models a.\text{balance} \geq b$.

We use the latter fact, to conclude that $\text{BankMdl}; \sigma_4 \models a.\text{balance} \geq b$. Namely, σ_3 and σ'_3 are equivalent – up to renaming of addresses – for all all the objects which are reachable from `o`, `z1`, ... `zn`, and for all objects from `BankMdl`. Therefore, the execution of `make_payment` in $M; \text{BankMdl}$ and σ_3 will be "equivalent" to that in $M'; \text{BankMdl}$ and σ'_3 . Therefore, σ_4 and σ'_4 are equivalent – up to renaming of addresses – for all all the objects which are reachable from `o`, `z1`, ... `zn` and for all objects from `BankMdl`. This gives us that $\text{BankMdl}; \sigma_4 \models a.\text{balance} \geq b$.