

ScreenQA: Large-Scale Question-Answer Pairs Over Mobile App Screenshots

Yu-Chung Hsiao, Fedir Zubach, Maria Wang, Jindong (JD) Chen

Google Research

{yuchhsiao, fedir, mariawang, jdchen}@google.com

Abstract

We present a new task and dataset, ScreenQA, for screen content understanding via question answering. The existing screen datasets are focused either on structure and component-level understanding, or on a much higher-level composite task such as navigation and task completion. We attempt to bridge the gap between these two by annotating 80,000+ question-answer pairs over the RICO dataset in hope to benchmark the screen reading comprehension capacity.

1 Introduction

Mobile app screenshots have been analyzed using machine learning from multiple aspects. These analyses range from pixel level understanding, e.g., layout structural analyses, UI issue detection and correction (Li et al., 2022), to UI element semantics, e.g., icon recognition, button action prediction (Sunkara et al., 2022), to even higher-level functional analyses such as accessibility support (Li et al., 2020c), screen description (Wang et al., 2021), and screen type classification (Deka et al., 2017). Comparatively, the content understanding aspect is relatively understudied. By content, we mean the information displayed on the screen to convey and satisfy the purpose of using the app. Examples include star ratings from restaurant reviews, messages from chat apps, cuisine ingredients from recipe apps, flight status and in-flight amenities from travel planner apps, etc. Having this capacity of understanding is important for two reasons: First, the sole reason for many apps and app categories to exist is to satisfy users’ information need, e.g., weather, map navigation, and news apps. Second, for task completion¹, which requires the eyes-free agent capacity, the two types of screen understandings — content and action understanding — are inseparable in order to carry

out a task successfully. Without knowing a screen state properly, a machine learning agent is unable to self-assess if the action is performed as expected, or unable to provide sufficient feedback to the user to achieve true eyes-free user experience. More intrinsically, from a pure research perspective, we are interested in knowing the limit of machine screen content understanding² and what constitutes the challenges, given that app screenshots are entirely human artifacts made for convenient comprehension.

Accordingly, we annotated the RICO dataset (Deka et al., 2017) with more than 80,000 question-answer pairs, referred to as Screen Question Answering, or, in short, **ScreenQA** annotations later in this work, and we will release the dataset in the public domain.³ The ScreenQA task requires an agent to answer a user’s question by selecting one or multiple UI elements from the given screenshot, as will be formulated in Section 2. Question answering is employed as a touchstone to sparsely⁴ verify the quality of screen content understanding. To the best of our knowledge, this is the first large-scale questions answering dataset over mobile app screenshots, and the first one to be publicly available. Much inspired by the SQuAD dataset (Rajpurkar et al., 2016), we hope, by releasing this set of annotations, to encourage the community to advance technologies toward better screen content understanding. We anticipate that the advance of such technologies will benefit beyond just the screen UI and the human computer interaction (HCI) domains. As we will discuss in Section 3, other vision-language related multimodal domains share similar challenges with different emphases on respective modalities and

¹Also referred to as automation or app control.

²This term is analogous to machine reading comprehension from natural language processing.

³URL will be released in a subsequent update of this manuscript.

⁴Because questions are not exhaustively asked against a given screenshot.

contexts. Comparatively, ScreenQA is language and layout heavy, but it also includes visual ingredients such as icons and symbols as concise representations in place of texts, to declutter the UI. It may also include images or art designs that pose challenges to language centric machine learning agents.

The remaining paper is organized in the following way: Section 2 formulates the problem, including the problem description and the evaluation metrics. We discuss relevant prior datasets and annotations in Section 3 to put this work into perspective. Section 4 describes our annotation method. The annotations are then analyzed in Section 5 to provide readers both the qualitative and quantitative views. The paper is concluded in Section 6 with a summary and a remark on future works.

2 Problem Setting

We state the problem and define the evaluation metrics in this section.

2.1 Problem statement

The ScreenQA task requires an agent to answer a user’s question by selecting relevant UI elements from a given single screenshot. When it comes with multiple relevant UI elements, a list of such UI elements whose contents *minimally* satisfy the question should be selected and ranked in descending order of relevance to the question, if applicable, or following the common reading order by semantic groups, as will be described in Section 2.2. This assumes that answers are directly selectable from the screen and logical reasoning and calculation are not needed. If the screenshot does not contain the answers to the question, the agent should respond with “no answer.” This is summarized in Task 1.

Task 1 ScreenQA

Input: a question Q and a screenshot S

Output: an answer list A of UI elements selected from S such that their contents minimally satisfy Q . The order of A is further required to be

- Ranked in descending order of relevance to Q , if applicable.
- Otherwise, following the common reading order by semantic groups.

If no contents in S can satisfies Q , then returns an empty list A .

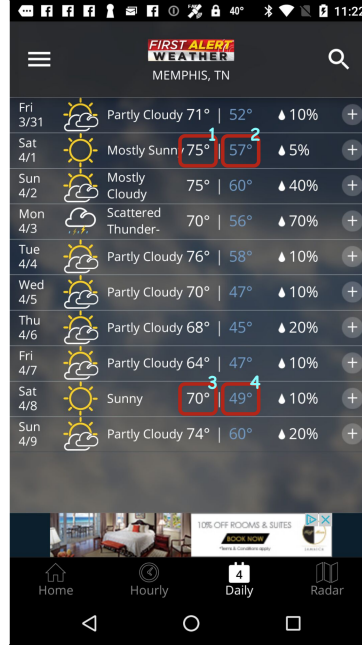
2.2 Properties and terminologies

The mobile app UI comes with some nuances. It is worth mentioning a few properties below.

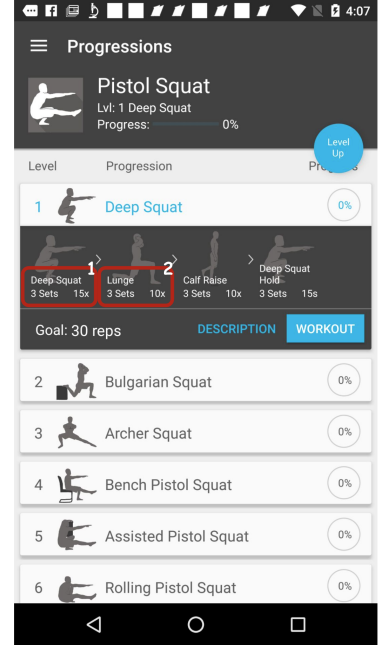
- View hierarchy, or the structural representation used to render the screen, is not required in Task 1, to be consistent with the human annotation process in Section 4. View hierarchy usually provides useful UI element candidates, but it may not always be reliable, for example, when using WebView or screen overlays. In such cases, a human annotator can still answer screen questions entirely from pixels without an issue, so we want to benchmark similarly. We leave the choice of dependency on view hierarchies to the modelers and, hence, do not require it. However, this comes with an ambiguity for UI element boundaries. See an example in Figure 1a. We devise a more flexible answer matching process to mitigate such an impact, as will be discussed in Section 2.3.3.
- Avoid question answering over long paragraphs. Although it is permissive by Task 1, we discourage annotators from asking such questions during the annotation process. For ScreenQA, we want to focus on learning the relationships between text segments arranged two-dimensionally on the screen, and leave the long paragraph question answering, which investigates the relationships between words, to the traditional NLP domain.
- Avoid logical reasoning. This task assumes answers can directly be extracted from the screenshot without reasoning, entailment, counting and comparing numbers. This further exclude yes/no and why questions if not explicitly displayed on the screen. The reason is that we want to separate “able to read” and “able to reason” and focus on the former first without generating an over challenging dataset. A few such excluded examples are: counting items, asking about the weather a few days from now, what are the items cheaper than X dollars, etc.
- Ordered by relevance. The task is designed to enable the eyes-free user experience. That is, a user may not be fully aware of how many relevant answers are displayed on the screen. For example, in Figure 1b, when a user asks “What’s the temperature on Saturday?”, there



(a) Ambiguous UI element boundaries. Three possibilities are annotated.



(b) Answers to “What’s the temperature on Saturday?”



(c) Semantic groups are the basic unit for ordering, not element coordinates.

Figure 1: ScreenQA examples. (a) Determining UI elements can be sometimes ambiguous. Yet, a human can still answer screen questions without the aid of its view hierarchy. Hence, we do not require the view hierarchy as the input to the task, instead, employing a more flexible evaluation metric to mitigate the impact of this ambiguity, introduced in Section 2.3. (b) When asking a question, a user is assumed not knowing how many answers are relevant on the screen. All relevant information should be included and ordered by relevance and the common reading order. (c) Sometimes answers come as groups. In this case, “Deep Squat, 3 sets, 15x” should be grouped together and, by the reading order, followed by “Lunge, 3 sets, 10x” when being asked about the first two movement of deep squat. Simply following UI element coordinates would render the answer incomprehensible, e.g., “Deep Squat, Lunge, 3 sets, 15x, 3 sets, 10x”. Use semantic groups as the ordering unit instead.

are actually two temperatures, high and low, for each day and two Saturdays on the screen. In this case, the two temperatures should just follow the reading order, and the two Saturdays follow the relevance order as a user usually refers to the upcoming Saturday. For a well-designed mobile app, these two usually overlap well and we do not expect a large ambiguity here.

- Reading order by semantic groups. Sometimes some UI elements are designed as semantic groups and should be referred to together to keep their semantic meaning. For example, in Figure 1c, when a user asks “What are the first two movements of deep squat?”, then the answer should be “Deep Squat, 3 sets, 15x”, followed by “Lunge, 3 sets, 10x”. In other words, the common reading order should be based on semantic groups as the unit, rather than simply sorted by the coordinates of UI elements.

Note that we set up the problem this way strategically in order to prioritize its solvability considering the progress of current technologies. However, practically, long vs. short texts and retrieval vs. reasoning are naturally mixed together in the daily usage of mobile apps. We will leave this type of composite problems to the future work.

2.3 Evaluation metrics

We consider two types of metrics: 1) Average normalized Discounted Cumulative Gain (Average nDCG) (Järvelin and Kekäläinen, 2002), which is commonly used in information retrieval and ranking systems, and 2) Average F1 score, which has been employed in closed-domain question answering problems, such as the SQuAD dataset (Rajpurkar et al., 2016).

One major difference between our metrics described below and the commonly used definitions is the unit of predictions. We use the element in the answer list A , described in Task 1, as the unit to determine a hit or a miss for both metrics. Be-

sides, as UI elements can be ambiguous as mentioned in Section 2.2, we will describe an answer matching algorithm that mitigate such an impact in Section 2.3.3.

2.3.1 Average nDCG

We use a variant of nDCG that allows varying positions (number of returns) as opposed to a typical fixed position. This is because, unlike the search problem, which is fair to evaluate, say, top-10 retrieved documents across queries, ScreenQA can have different needs of answer lengths across different questions. For example, a question like “what is the address of the store” expects a single returned result. A question like “what are the login options?” expects an enumeration of options on the screen that easily go beyond five. Accordingly, we allow varying positions as follows: Given a 1-indexed list A , which is the predicted answer for the screen-question pair (S, Q) , and a ground truth answer list A_g for (S, Q) , the Discounted Cumulative Gain at varying positions (DCG_v) is computed by:

$$DCG_v = \sum_{i=1}^{\|A\|} \frac{r_i}{\log_2(i+1)}, \quad (1)$$

where $\|\cdot\|$ is the size of the list argument, r_i is the relevance score for the i -th item of A . We assign the relevance score 1 for a hit and 0 for a miss compared with the ground truth A^g . The corresponding Ideal Discounted Cumulative Gain ($IDCG_v$) is computed by:

$$IDCG_v = \sum_{i=1}^{\|A^g\|} \frac{1}{\log_2(i+1)}. \quad (2)$$

The $nDCG_v$ is then

$$nDCG_v = \frac{DCG_v}{IDCG_v}. \quad (3)$$

Note that $nDCG_v$ is still between 0 and 1, hence, convenient for comparing scores and computing the average.

For a dataset of N examples, each of which is indexed by i and has a predicted answer A_i and K ground truth annotations $A_{i,j=1\dots K}^g$, the average $nDCG_v$ can be computed by

$$\text{avg}(nDCG_v) = \frac{1}{N} \sum_{i=1}^N \max_j [nDCG_v(A_i, A_{i,j}^g)]. \quad (4)$$

We choose a variant nDCG as the metric because 1) we want to measure the quality of the ranking. For example, if one incorrectly predicts the result from the first to the third position, the discount factor brings down the score from 1.0 to only 0.5. 2) nDCG has an orthogonal design, which is easier to tweak toward a specific need than the mean average precision (mAP) metric. For example, one can choose to discount faster or slower by changing the base of the denominator $\log_2(i+1)$ and can choose to penalize irrelevant predictions by assigning negative scores. Mean reciprocal rank (MRR) and mAP are much less controllable in these two aspects.

One known drawback of nDCG is that it does not naturally penalize excessive predictions after the last relevant item. We therefore use the average F_1 score as a complementary view of the agent performance.

2.3.2 Average F_1

Similar to the definition in SQuAD, the average F_1 score is computed as below, following the same notation as in (4):

$$\text{avg}(F_1) = \frac{1}{N} \sum_{i=1}^N \max_j [F_1(A_i, A_{i,j}^g)]. \quad (5)$$

Note that F_1 does not concern ranking. For some cases, such as enumeration questions, this is desirable, as the ranking order is merely the reading order, even if the item order is permuted, the answer quality is in general not compromised, hence, reasonable to be assigned the same evaluation score. On the contrary, if relevance ranking is important, such as in Figure 1b, then nDCG provides a better view. Since both types of questions exist in the ScreenQA annotations, it is more complete to evaluate against both metrics. Also note that the unit of precision and recall computation is based on items in A , unlike SQuAD, which uses words as the unit instead. We describe how to compare items in an answer A with the ground truth A^g in the next section.

2.3.3 Answer matching

As mentioned in Section 2.2, the segmentation of UI elements provided in the predicted answer list A may not coincide with the UI elements in the ground truth list A^g . Yet, if the overall answers are the same, the segmentation difference should not affect the evaluation score. Therefore, we use the

following empirical procedure to mitigate such an impact, using an illustrated example (each capitalized character is a word token):

$$A = ["AB", "B", "BB", "CBA"] \quad (6)$$

$$A^g = ["AB", "BC", "AB"], \quad (7)$$

1. Concatenate items in A into a single item list $A^c = ["ABBBBCBA"]$.
2. Iterate through each $g \in A^g$ and check if g is contained in any item in A^c . If so, mark the g as HIT (✓) and mark the corresponding matched word token in the original A and remove the matched part and split the remaining parts in A^c . Otherwise, mark the g as MISS (✗). In this example, when $g = "AB"$, it is a HIT:

$$\begin{aligned} A &= ["A\checkmark B\checkmark", "B", "BB", "CBA"] \\ A^c &= ["BBBCBA"] \\ A^g &= ["AB"\checkmark, "BC", "AB"]. \end{aligned}$$

Then when $g = "BC"$, it is a HIT. Note that the item in A^c is split into two because of matching in the middle:

$$\begin{aligned} A &= ["A\checkmark B\checkmark", "B", "BB\checkmark", "C\checkmark BA"] \\ A^c &= ["BB", "BA"] \\ A^g &= ["AB"\checkmark, "BC"\checkmark, "AB"]. \end{aligned}$$

Last, when $g = "AB"$ again, it is a MISS, A and A^c unchanged, hence, omitted:

$$A^g = ["AB"\checkmark, "BC"\checkmark, "AB"\text{✗}].$$

3. Finally, iterate through each $a \in A$. If any a has at least one word token marked as HIT, then the whole a is a HIT, otherwise, a MISS.

$$A = ["AB"\checkmark, "B"\text{✗}, "BB"\checkmark, "CBA"\checkmark].$$

This procedure converts A and A^g into lists of HITs and MISSes. Then the evaluation metrics in (4) and (5) can be applied. Note that this procedure is not order invariant. This in turn makes the F_1 score not entirely order independent if any UI element ambiguity happens. This choice is to avoid the permutation complexity in evaluation. In practice, this is rarely an issue because when the ambiguity happens, the UI elements involved are almost always tightly close to each other, making their order practically fixed. See Case 3 in Figure 1a as an example.

3 Related Datasets and Annotations

ScreenQA has two aspects: multimodality and question answering. We discuss related problems and datasets from these two aspects and focus our survey on datasets that are 1) human annotated and 2) released to the public domain.

3.1 Multimodality

Mobile app screenshots contain nearly all possible representation of information through pixels. Most commonly, the information is majorly by text, blended with icons, symbols, and images.⁵ We discuss three related multimodal domains.

3.1.1 Screen UI for mobile apps

For data released in the public domain, the RICO dataset (Deka et al., 2017) is, to the best of our knowledge, still the largest collection of mobile app screenshots (Deka et al., 2021). It contains 66k unique screenshots and their corresponding view hierarchies from 9.7k Android apps spanning 27 app categories. Its overall approach extended ERICA (Deka et al., 2016), which is an interactive trace recording tool and also released 3k traces for 18k unique screenshots from 1k Android apps for the search intent. LabelDroid (Chen et al., 2020b) and (Chen et al., 2020a) by the same authors released a dataset of 55k UI screenshots from 25 categories of 7.7k top-downloaded Android apps.

Annotations and the corresponding problems can be roughly categorized by the scope of the contexts. At the UI element level, (Sunkara et al., 2022) annotated 77 icon types by shape, 15 out of which are additionally annotated with 38 semantic types, reaching about total 500k unique annotations. This work is further concerned with how UI elements are associated with companion labels such that the screen understanding between UI elements can be established. CLAY (Li et al., 2022) attempted to resolve the layout and view hierarchy denoising problem, annotating 60k RICO screenshots, a total of 1.4M UI elements with bounding boxes and types. (Li et al., 2020c) annotated 163k free-from descriptions for 61k UI elements from 22k RICO screenshots. At the single-screen level, (Wang et al., 2021) collected text summarizations for screens, consisting of 112k screen descriptions across 22k RICO screenshots.

⁵Also videos, if we consider consecutive screenshots. We leave out the video modality here in the context of annotating the underlying RICO screenshots.

At the multi-screen level, one challenging direction is screen navigation, which requires the understanding of screen states, feasible action spaces of the current screen, and overall task goals. Since multiple types of understandings are involved, this problem is not strictly focused on screen content understanding. PixelHelp (Li et al., 2020a) contains 187 multi-step instructions over 780 screenshots for four task categories. MoTIF (Burns et al., 2022) contains 6k fine-grained instructions mixed with infeasible ones, over for 125 apps spanning 15 app categories. From the data perspective, annotating this type of problem is labor intensive and usually does not scale well.

In comparison, the ScreenQA dataset is single-screen, focused on screen contents, and based on the RICO screenshots.

3.1.2 Document image understanding

Document image understanding⁶ concerns understanding documents represented in pixels or scanned, photographed formats. This domain is similar to mobile app screens for its text-heavy and non-sequential nature. The most noticeable dataset is RVL-CDIP (Harley et al., 2015), a 400k-image subset from IIT-CDIP (Lewis et al., 2006), a collection of low-resolution noisy documents, with balanced 16 document-level classes. FUNSD (Jaume et al., 2019) extracted a 199 scanned form images from RVL-CDIP and annotated them with bounding boxes and 4 text-segment-level classes. SROIE (Huang et al., 2019) has 1k scanned receipt images for text localization, OCR, and key information extraction of 4 entity types. CORD (Park et al., 2019) contains 11k scanned receipt images, annotated with 9 classes and 54 subclasses for text segments in OCR boxes. These earlier works are more about classification for text segments or for the whole document image.

A more recent work, DocVQA (Mathew et al., 2021), uses a question answering format for span/segment extraction, with an annotation of 50k questions over 12k rectified, higher resolution document images. DocVQA is highly related to ScreenQA for its 2D arrangement of texts and for its extractive question answering format. We believe that the techniques developed for screens and document images are cross applicable.

⁶Also referred to as document analysis and recognition (DAR) or simply document understanding.

3.1.3 Visual question answering

Visual question answering (VQA) (Antol et al., 2015) and screen UI are oftentimes mentioned together, especially in the latter community, because of their vision-language multimodal nature. However, VQA is distinctively different from screen understanding for two reasons: 1) The visual context for VQA is usually light in, or even free from, any text, while screen UI is the opposite, and 2) The images for VQA are typically photos of natural or daily scenes with objects, while screen UIs are information oriented and arranged in a certain visual structure. There are some VQA variants comparatively closer to screen UI, to mention a few: VQA for texts on objects in photos, e.g., VizWiz (Gurari et al., 2018) and TextVQA (Singh et al., 2019), and VQA for figures and charts, e.g., DVQA (Kafle et al., 2018), FigureQA (Kahou et al., 2018), and LEAF-QA (Chaudhry et al., 2020). These VQA tasks may appear as part of screens but in general are different problems.

3.2 Question answering

Question answering tasks can be categorized by 1) open- or closed-domain, 2) answer formats and 3) main capacities to evaluate.⁷ The common answer formats include span (Rajpurkar et al., 2016), entity (Talmor and Berant, 2018), multiple choice (Mihaylov et al., 2018), and generation (Xiong et al., 2019). The capacities to evaluate range from reading comprehension (Yang et al., 2015), multi-hop reasoning (Yang et al., 2018), (Chen et al., 2021), logic reasoning (Yu et al., 2020), and commonsense reasoning (Talmor et al., 2019).

From this question answering perspective, ScreenQA is a closed-domain question answering task that expects answers by span (or UI element phrase) selection for screen reading comprehension. As described in Section 2, we instructed the data annotators to avoid multi-hop, mathematical counting, and logic reasoning, in order to focus on the fundamental screen comprehension capacity.

4 Annotation Method

We perform several steps to collect the ScreenQA annotations, as depicted in Figure 2. Each step is described below.

⁷Here we only include one or two examples per format and per capacity. This is by no means to be comprehensive.

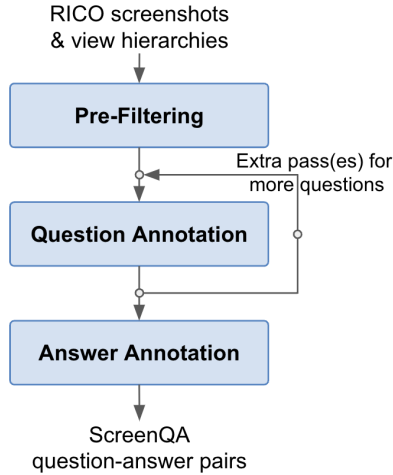


Figure 2: ScreenQA annotation process.

4.1 Pre-filtering

The pre-filtering stage filters out 1) screenshots from non-English apps⁸, and 2) screenshots whose view hierarchies (VHs) are out of sync with the main contents. It is a known issue that in the RICO dataset, some screenshots and their corresponding view hierarchies are not perfectly in sync: there exists certain time difference between view hierarchy extraction and screenshot capturing. We want to remove those screenshots to ensure that all ScreenQA annotations are not subject to such data noises.

Classifying the sync quality is tricky, even for human readers. One may not be able to differentiate between occlusion, ghosting, and the actual out-of-sync. See Figure 3 for examples. Accordingly, we instructed the annotators to focus on the main content area of the screen and make sure the bounding boxes in that area are not corrupted, as this is where most contents of interest and questions come from.

We use 27 annotators to perform this step. Among RICO’s 66k unique screenshots, about 11k screenshots are from non-English apps, and about 13k screenshots have out-of-sync view hierarchies.⁹ With the union of these two filtered out, there remains about 51k screenshots from English apps with in-sync VHs.

4.2 Question annotations

For question annotation, we asked the annotators to frame questions given a screenshot as the context. The annotators were expected to compose 1)

natural, daily-life questions as if using the app. 2) The composed questions should inquire information that can directly read off from the screen and 3) should not require logical reasoning, counting and calculation, mathematical comparison, etc. We further required the annotators 4) not to ask questions about any advertisement on the screen.

The annotation UI is depicted in Figure 4a. We asked the annotators to compose up to five questions given a screenshot in the first pass. In the second pass, we asked for up to three questions given a screenshot and the questions previously composed. Each pass involved one annotator for each screenshot and whoever annotated the screenshot before is excluded from being assigned to the same screenshot. This ensures that every screenshot is assigned precisely two annotators to compose questions. We chose this sequential process 1) to avoid tricky deduplication of similar questions, and 2) to encourage annotators to diversify their questions. Note that the same set of annotators were involved in the both passes such that each annotator had an opportunity to develop its own question style in the first pass before seeing others’ in the second pass. This makes sure that we still have certain numbers of question styles in the dataset before they converge to each other in repeated passes.

We again involved the 27 annotators. The first pass of question annotation generated 46k questions. The second pass added additional 36k questions. These amount to a total of 82k questions, leaving about 15k screenshots with no questions annotated, due to lack of interesting contents.

4.3 Answer annotations

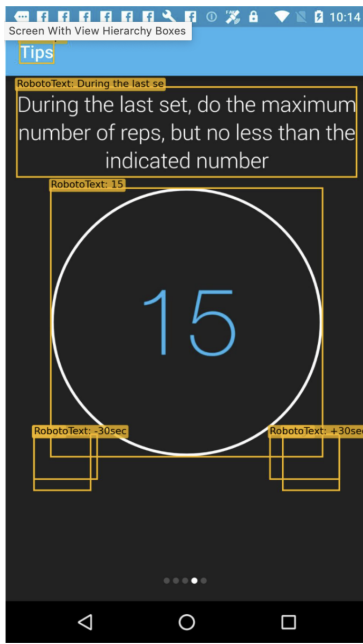
We used the total 82k questions of 35k screenshots from the previous two-pass question annotation step to further annotate the corresponding answers. The annotator who composed the question is excluded from annotating its own answer to avoid potential biases. The answer annotation UI is shown in Figure 4b.

Given an example, which contains a screenshot and a question, the annotators are tasked to


1. Fix any grammatical errors or typos of the given question without altering its intention.
2. Answer the question, based on the context of the given screenshot, by 1) selecting bounding boxes from the underlying view hierarchy leaf

⁸This is different from “non-English screenshots”, as translation and dictionary apps could pose confusion.

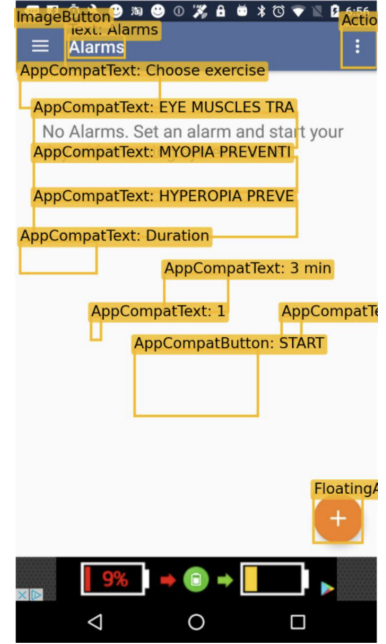
⁹This out-of-sync number is different from (Li et al., 2020b) because we focus on the main content area.



(a) In-sync VH with occluded UI elements.



(b) In-sync VH for main content, with ghosting VH from hamburger menu.



(c) Out-of-sync VH for main content, though top bar VH is in-sync.

Figure 3: View hierarchies (VHs) are overlaid on the screenshots with class names and the first few characters printed to assist annotators to determine whether the VHs for the main contents are in sync. a) The VH of some UI elements may be occluded. b) The VH of the hamburger menu is ghosting. Since the VH for the main content stays intact, data annotators are instructed to mark this as in-sync. c) Although the app bar and the orange plus button are in sync, the bounding boxes in the main content area are all out of sync. This is instructed to mark as out-of-sync and are excluded from further annotations for questions and answers.

nodes that contain the relevant answers, or drawing bounding boxes if no suitable leaf nodes can be used, and 2) ranking the answers in descending order of relevance if applicable, or by the common reading order.

3. Consider two exceptions: 1) The question may be incomprehensible or 2) the screenshot does not contain the answer to the question, due to the questioner’s lack of understanding of the app. Then the example should be marked as “invalid questions” and “not answerable from the screenshot”, respectively.

As this step of annotation is more subjective and requires better understanding of the presented apps, we used a selected pool of annotators to perform this step of annotations. We then filtered out the questions marked as “invalid question” to produce the overall ScreenQA annotations.

5 Annotation Analysis

We analyze the annotations of questions and answers in this section.

5.1 Question analysis

We collected overall 82k questions over 36k unique screenshots from RICO. Among the 82k questions, there are 46k unique questions.¹⁰ Some screenshots receive more questions because they usually contain more information to be asked about. Yet, the histogram still exhibits a reasonable exponential decay with a mild slope, as depicted in Figure 5a.

To further understand what questions have been asked, we categorize the questions using regular expressions based on a list of empirically determined question categories. The categories are meant to provide a rough overview of the question annotations and by no means to provide a precise categorization. The distribution and examples by these categories are tabulated in Table 1. Note that the questions were not composed at the annotators’ full discretion: They are conditioned on the given screenshots. That is to say, the distribution is implicitly influenced by the RICO crawling process.

¹⁰Note that it is natural and valid to ask the same common questions over various screenshots, for example, “Which option is selected on the screen?” and “What is the email address?”

Category	%	Examples	
UI selection & config	18.1	Which option is selected?	What is the selected ringtone?
Quantity number	11.2	How many unread messages?	How many pictures are there in Western Europe?
App name	11.0	What is the name of the application?	What is the app name?
Date time	10.4	When was "Heal the Living" released?	When is happy hour?
Name of item	3.4	What is the name of the drug?	What is the name of chef?
Price	3.3	How much is the gift bonus in 3rd place?	What is the price?
User name	2.8	What is the name of the user?	What is the username on telegram?
Address and direction	2.5	What is the current location?	What is the service zip code?
Enum. of avail. options	2.3	Which social media options are given there?	What are the options available for logging in?
Email address	2.3	What is an email address?	What is customer service email?
Signup/login	1.7	Which application can be used to sign up / login?	
Person's name	1.7	Who sang the song?	What is the last name?
Weather	1.6	What is the range of temperature shown on Sunday?	What is the weather forecast for Sunday?
Duration	1.5	What is the duration of video?	How long is the song?
Version information	1.5	What is the version number?	What is the new feature in version v3.1.3?
Score & value	1.3	What is height/weight of the person?	What is the score?
Quantity amount	1.1	How much fat is there?	What is the amount?
Yes/No	1.0	Is there any travel plans?	Is there any favorite?
Phone number	1.0	What is the phone number?	What is the prefix for the international mobile number?
Share/sharing	0.9	Which application can be used to share?	Where can I share this application?
# of Stars	0.8	What is the star rating?	How many stars are given to the product?
Percentage	0.8	What is the percentage of ... ?	What is the brightness percentage for foreground?
Age	0.7	How old is ...?	What is the age?
Settings	0.7	What is the setting of ... ?	Which settings are switched on?
Country	0.5	What is the name of the country?	Which country has the +54 code?
Distance	0.5	What is the visibility distance?	How far is it from ... ?
# of Likes	0.4	How many likes for ... ?	How many likes does ... get?
Permission	0.4	Which application is asking for permissions?	
# of Reviews	0.4	What is the number of comments on ... ?	How many comments?
Gender	0.3	What is the gender?	Which gender is displayed on the screen?
Website	0.3	What is the url?	What's the website address?
Currency	0.3	What is the currency?	What is the currency for the price?
How to	0.3	How to start on boot?	How to pronounce his name?
Unit of measurement	0.1	What is the unit of temperature?	What is the unit of weight and length?
Color	0.1	What is the UI color?	What is the amount of green color?
Language	0.1	Which language is used in the setting?	Which language is being translated into which language?
Others	12.7	What's the average speed? What is the spending limit?	What is the user's middle initial Which team has 41 points?
Total	100.0		

Table 1: Question category distribution and examples.

For example, as RICO crawled screen traces from freshly installed apps and did not login an account, a noticeable number of the screen traces end at a login page. This in turn translates to a higher percentage of questions asked about app names, email addresses, permissions to login, etc.

5.2 Answer analysis

We analyze the answer annotations in two aspects: 1) How often do we need more than one bounding box and its text to answer the question, and 2) How often do human annotators find the view hierarchy useful to provide a minimal answer to the question.

Figure 5b illustrates the histogram of number of bounding boxes used in each answer. About 92% of questions can be answered fully using a single bounding box. Among these single-bounding-box answers, 52% uses a VH leaf node directly, while 48% uses a manually drawn bounding box. If we consider all questions together, still 52% uses VH leaf nodes entirely, while 47% uses manually drawn bounding boxes. That is, for about half of

the total number of screenshots, human annotators preferred to manually draw the bounding boxes in order to provide answers that minimally satisfy the question. This observation reflects the necessity not to require the view hierarchy input for ScreenQA as described in Task 1.

Interestingly, there exist some cases, about 0.5% of the questions, that the human annotators used a mixture of VH leaf nodes and manually drawn bounding boxes as their full answer. By inspecting those cases, we found that these usually happen 1) when the answer is an enumeration of "inhomogeneous" options that are organized differently on the screen, such as using email vs. other APIs to login, and 2) when an answer needs multiple parts to be complete, such as a date consisting of year, month, and day scattered on the calendar UI, and a temperature or a measurement requiring a number followed by the corresponding unit. These parts may not be displayed in the same way, resulting in lack of useful VH leaf nodes for some of the parts.

6 Conclusion

In this work, we proposed the ScreenQA task. We annotated a large-scale ScreenQA dataset, which contains more than 80,000 question-answer pairs. Compared to other vision-language multimodal problems, such as document image understanding and visual question answering, ScreenQA poses its unique challenges: rich in text, diverse in apps, and blended with icons and symbols. We hope to use the ScreenQA task and the dataset to encourage the community to look into this screen content understanding problem, as it enables new technologies and new user experiences.

7 Acknowledgements

The authors would like to thank Srinivas Sunkara for his valuable discussions and comments on this manuscript.

References

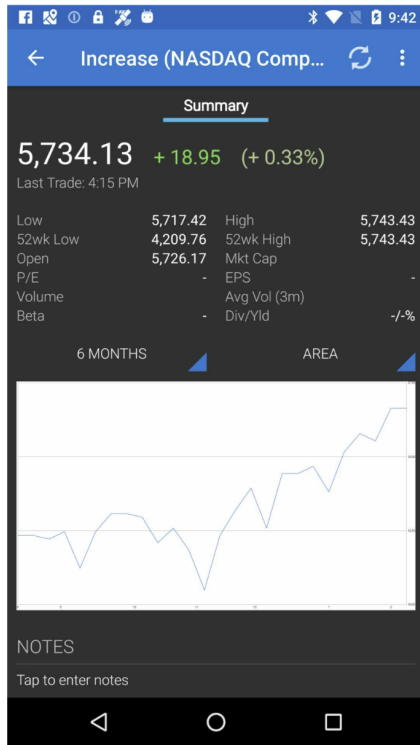
- Stanislaw Antol, Aishwarya Agrawal, Jiasen Lu, Margaret Mitchell, Dhruv Batra, C. Lawrence Zitnick, and Devi Parikh. 2015. [VQA: Visual Question Answering](#). In *2015 IEEE International Conference on Computer Vision (ICCV)*, pages 2425–2433, Santiago, Chile. IEEE.
- Andrea Burns, Deniz Arsan, Sanjna Agrawal, Ranjitha Kumar, Kate Saenko, and Bryan A. Plummer. 2022. [A Dataset for Interactive Vision-Language Navigation with Unknown Command Feasibility](#).
- Ritwick Chaudhry, Sumit Shekhar, Utkarsh Gupta, Pranav Maneriker, Prann Bansal, and Ajay Joshi. 2020. [LEAF-QA: Locate, Encode & Attend for Figure Question Answering](#). In *2020 IEEE Winter Conference on Applications of Computer Vision (WACV)*, pages 3501–3510, Snowmass Village, CO, USA. IEEE.
- Jieshan Chen, Chunyang Chen, Zhenchang Xing, Xin Xia, Liming Zhu, John Grundy, and Jinshui Wang. 2020a. [Wireframe-based UI Design Search through Image Autoencoder](#). *ACM Transactions on Software Engineering and Methodology*, 29(3):19:1–19:31.
- Jieshan Chen, Chunyang Chen, Zhenchang Xing, Xiwei Xu, Liming Zhu, Guoqiang Li, and Jinshui Wang. 2020b. [Unblind your apps: Predicting natural-language labels for mobile GUI components by deep learning](#). In *Proceedings of the ACM/IEEE 42nd International Conference on Software Engineering, ICSE '20*, pages 322–334, New York, NY, USA. Association for Computing Machinery.
- Zhiyu Chen, Wenhui Chen, Charese Smiley, Sameena Shah, Iana Borova, Dylan Langdon, Reema Moussa, Matt Beane, Ting-Hao Huang, Bryan Routledge, and William Yang Wang. 2021. [FinQA: A Dataset of Numerical Reasoning over Financial Data](#). In *Proceedings of the 2021 Conference on Empirical Methods in Natural Language Processing*, pages 3697–3711, Online and Punta Cana, Dominican Republic. Association for Computational Linguistics.
- Biplab Deka, Bardia Doosti, Forrest Huang, Chad Franzen, Joshua Hibsman, Daniel Afegan, Yang Li, Ranjitha Kumar, Tao Dong, and Jeffrey Nichols. 2021. [An Early Rico Retrospective: Three Years of Uses for a Mobile App Dataset](#). In Yang Li and Omar Hilliges, editors, *Artificial Intelligence for Human Computer Interaction: A Modern Approach*, pages 229–256. Springer International Publishing, Cham.
- Biplab Deka, Zifeng Huang, Chad Franzen, Joshua Hibsman, Daniel Afegan, Yang Li, Jeffrey Nichols, and Ranjitha Kumar. 2017. [Rico: A Mobile App Dataset for Building Data-Driven Design Applications](#). In *Proceedings of the 30th Annual ACM Symposium on User Interface Software and Technology, UIST '17*, pages 845–854, New York, NY, USA. Association for Computing Machinery.
- Biplab Deka, Zifeng Huang, and Ranjitha Kumar. 2016. [ERICA: Interaction Mining Mobile Apps](#). In *Proceedings of the 29th Annual Symposium on User Interface Software and Technology, UIST '16*, pages 767–776, New York, NY, USA. Association for Computing Machinery.
- Danna Gurari, Qing Li, Abigale J. Stangl, Anhong Guo, Chi Lin, Kristen Grauman, Jiebo Luo, and Jeffrey P. Bigham. 2018. [VizWiz Grand Challenge: Answering Visual Questions from Blind People](#). In *2018 IEEE/CVF Conference on Computer Vision and Pattern Recognition*, pages 3608–3617, Salt Lake City, UT, USA. IEEE.
- Adam W. Harley, Alex Ufkes, and Konstantinos G. Derpanis. 2015. [Evaluation of deep convolutional nets for document image classification and retrieval](#). In *2015 13th International Conference on Document Analysis and Recognition (ICDAR)*, pages 991–995. IEEE Computer Society.
- Zheng Huang, Kai Chen, Jianhua He, Xiang Bai, Dimosthenis Karatzas, Shjian Lu, and C. V. Jawahar. 2019. [ICDAR2019 Competition on Scanned Receipt OCR and Information Extraction](#). In *2019 International Conference on Document Analysis and Recognition (ICDAR)*, pages 1516–1520.
- Kalervo Järvelin and Jaana Kekäläinen. 2002. [Cumulated gain-based evaluation of IR techniques](#). *ACM Transactions on Information Systems*, 20(4):422–446.
- Guillaume Jaume, Hazim Kemal Ekenel, and Jean-Philippe Thiran. 2019. [FUNSD: A Dataset for Form Understanding in Noisy Scanned Documents](#). *arXiv:1905.13538 [cs, stat]*.

- Kushal Kafle, Brian Price, Scott Cohen, and Christopher Kanan. 2018. [DVQA: Understanding Data Visualizations via Question Answering](#). In *2018 IEEE/CVF Conference on Computer Vision and Pattern Recognition*, pages 5648–5656, Salt Lake City, UT. IEEE.
- Samira Ebrahimi Kahou, Vincent Michalski, Adam Atkinson, Ákos Kádár, Adam Trischler, and Yoshua Bengio. 2018. FigureQA: An Annotated Figure Dataset For Visual Reasoning. In *International Conference on Learning Representations (ICLR)*, page 20.
- D. Lewis, G. Agam, S. Argamon, O. Frieder, D. Grossman, and J. Heard. 2006. [Building a test collection for complex document information processing](#). In *Proceedings of the 29th Annual International ACM SIGIR Conference on Research and Development in Information Retrieval, SIGIR '06*, pages 665–666, New York, NY, USA. Association for Computing Machinery.
- Gang Li, Gilles Baechler, Manuel Tragut, and Yang Li. 2022. [Learning to Denoise Raw Mobile UI Layouts for Improving Datasets at Scale](#). In *CHI Conference on Human Factors in Computing Systems*, pages 1–13, New Orleans LA USA. ACM.
- Yang Li, Jiacong He, Xin Zhou, Yuan Zhang, and Jason Baldridge. 2020a. [Mapping Natural Language Instructions to Mobile UI Action Sequences](#). In *Proceedings of the 58th Annual Meeting of the Association for Computational Linguistics*, pages 8198–8210, Online. Association for Computational Linguistics.
- Yang Li, Jiacong He, Xin Zhou, Yuan Zhang, and Jason Baldridge. 2020b. [Mapping Natural Language Instructions to Mobile UI Action Sequences](#). In *Proceedings of the 58th Annual Meeting of the Association for Computational Linguistics*, pages 8198–8210, Online. Association for Computational Linguistics.
- Yang Li, Gang Li, Luheng He, Jingjie Zheng, Hong Li, and Zhiwei Guan. 2020c. [Widget Captioning: Generating Natural Language Description for Mobile User Interface Elements](#). In *Proceedings of the 2020 Conference on Empirical Methods in Natural Language Processing (EMNLP)*, pages 5495–5510, Online. Association for Computational Linguistics.
- Minesh Mathew, Dimosthenis Karatzas, and C. V. Jawahar. 2021. [DocVQA: A Dataset for VQA on Document Images](#). In *2021 IEEE Winter Conference on Applications of Computer Vision (WACV)*, pages 2199–2208, Waikoloa, HI, USA. IEEE.
- Todor Mihaylov, Peter Clark, Tushar Khot, and Ashish Sabharwal. 2018. [Can a Suit of Armor Conduct Electricity? A New Dataset for Open Book Question Answering](#). In *Proceedings of the 2018 Conference on Empirical Methods in Natural Language Processing*, pages 2381–2391, Brussels, Belgium. Association for Computational Linguistics.
- Seunghyun Park, Seung Shin, Bado Lee, Junyeop Lee, Jaeheung Surh, Minjoon Seo, and Hwalsuk Lee. 2019. CORD: A Consolidated Receipt Dataset for Post-OCR Parsing. In *Workshop on Document Intelligence at NeurIPS 2019*.
- Pranav Rajpurkar, Jian Zhang, Konstantin Lopyrev, and Percy Liang. 2016. [SQuAD: 100,000+ Questions for Machine Comprehension of Text](#). In *Proceedings of the 2016 Conference on Empirical Methods in Natural Language Processing*, pages 2383–2392, Austin, Texas. Association for Computational Linguistics.
- Amanpreet Singh, Vivek Natarajan, Meet Shah, Yu Jiang, Xinlei Chen, Dhruv Batra, Devi Parikh, and Marcus Rohrbach. 2019. [Towards VQA Models That Can Read](#). In *2019 IEEE/CVF Conference on Computer Vision and Pattern Recognition (CVPR)*, pages 8309–8318, Long Beach, CA, USA. IEEE.
- Srinivas K. Sunkara, Maria Wang, Lijuan Liu, Gilles Baechler, Yu-Chung Hsiao, Jindong Chen, Abhan-shu Sharma, and James W. Stout. 2022. Towards Better Semantic Understanding of Mobile Interfaces. In *Proceedings of the 30th International Conference on Computational Linguistics*, Gyeongju, Republic of Korea. International Committee on Computational Linguistics.
- Alon Talmor and Jonathan Berant. 2018. [The Web as a Knowledge-Base for Answering Complex Questions](#). In *Proceedings of the 2018 Conference of the North American Chapter of the Association for Computational Linguistics: Human Language Technologies, Volume 1 (Long Papers)*, pages 641–651, New Orleans, Louisiana. Association for Computational Linguistics.
- Alon Talmor, Jonathan Herzig, Nicholas Lourie, and Jonathan Berant. 2019. [CommonsenseQA: A Question Answering Challenge Targeting Commonsense Knowledge](#). In *Proceedings of the 2019 Conference of the North American Chapter of the Association for Computational Linguistics: Human Language Technologies, Volume 1 (Long and Short Papers)*, pages 4149–4158, Minneapolis, Minnesota. Association for Computational Linguistics.
- Bryan Wang, Gang Li, Xin Zhou, Zhourong Chen, Tovi Grossman, and Yang Li. 2021. [Screen2Words: Automatic Mobile UI Summarization with Multimodal Learning](#). In *The 34th Annual ACM Symposium on User Interface Software and Technology, UIST '21*, pages 498–510, New York, NY, USA. Association for Computing Machinery.
- Wenhan Xiong, Jiawei Wu, Hong Wang, Vivek Kulka-rni, Mo Yu, Shiyu Chang, Xiaoxiao Guo, and William Yang Wang. 2019. [TWEETQA: A Social Media Focused Question Answering Dataset](#). In *Proceedings of the 57th Annual Meeting of the Association for Computational Linguistics*, pages 5020–5031, Florence, Italy. Association for Computational Linguistics.

Yi Yang, Wen-tau Yih, and Christopher Meek. 2015. [WikiQA: A Challenge Dataset for Open-Domain Question Answering](#). In *Proceedings of the 2015 Conference on Empirical Methods in Natural Language Processing*, pages 2013–2018, Lisbon, Portugal. Association for Computational Linguistics.

Zhilin Yang, Peng Qi, Saizheng Zhang, Yoshua Bengio, William Cohen, Ruslan Salakhutdinov, and Christopher D. Manning. 2018. [HotpotQA: A Dataset for Diverse, Explainable Multi-hop Question Answering](#). In *Proceedings of the 2018 Conference on Empirical Methods in Natural Language Processing*, pages 2369–2380, Brussels, Belgium. Association for Computational Linguistics.

Weihao Yu, Zihang Jiang, Yanfei Dong, and Jiashi Feng. 2020. ReClor: A Reading Comprehension Dataset Requiring Logical Reasoning. In *International Conference on Learning Representations*.



Previously composed questions:

- What time was the last trade?
- How much is NASDAQ up by?
- At what value it opened?
- What is the value of 52 wk low?

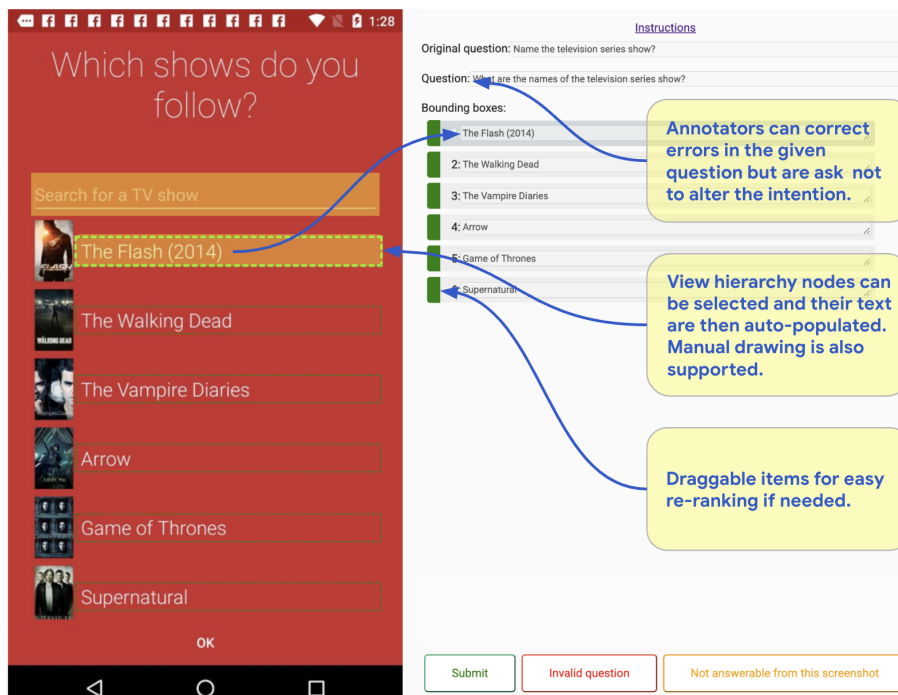
Please compose **new** additional questions:

* Try your best to ask **different** questions from above. [Guideline](#).

Submit

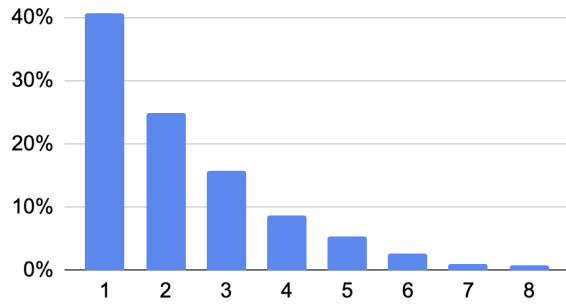
* If unable to compose more questions, please submit empty.

(a) Question annotation interface

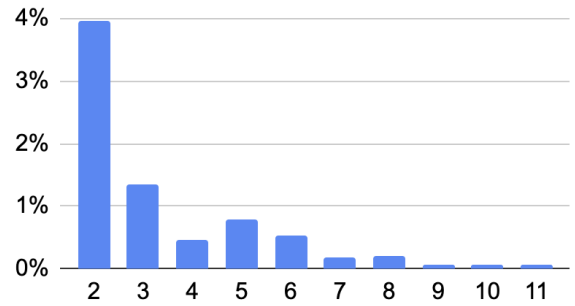


(b) Answer annotation interface.

Figure 4: Data annotation interfaces for question and answer collection. a) Question annotation was performed in a sequential manner, the later and non-overlapping annotators can see all previous questions to diversify question framing and avoid duplication. We also used the sequential process to provide more feedback and training to the annotators for quality improvement. b) The answer annotators were tasked to determine if the question is valid and if the question is answerable from the screen context. If both are positive, the annotators need to answer the questions by 1) selecting or drawing the bounding boxes of UI elements, 2) Fill the text for each selected/drawn bounding box on right right, and 3) ranking them appropriately. The annotators were also tasked to review and make necessary corrections if the question has grammatical errors or typos.



(a) Number of composed questions per screenshot.



(b) Number of bounding boxes used to answer the question.

Figure 5: Histograms for number of composed questions and number of bounding boxes in answers. a) The two question annotation passes were capped at five and three questions, respectively, resulting in the maximum eight questions in total. b) The cases when a single bounding box forms a sufficient answer amount to 92% of the questions, hence removed from the chart for the clarity of the long tail. Anything beyond 11 bounding boxes is less than 0.05%, accumulatively less than 0.1%.