

Reweighted Anderson-Darling Tests of Goodness-of-Fit

Chuanhai Liu

Department of Statistics, Purdue University

September 19, 2022

Abstract

Assessing goodness-of-fit is challenging because theoretically there is no uniformly powerful test, whereas in practice the question ‘*what would be a preferable default test?*’ is important to applied statisticians. To take a look at this so-called omnibus testing problem, this paper considers the class of reweighted Anderson-Darling tests and makes two fold contributions. The first contribution is to provide a geometric understanding of the problem via establishing an explicit one-to-one correspondence between the weights and their focal directions of deviations of the distributions under alternative hypothesis from those under the null. It is argued that the weights that produce the test statistic with minimum variance can serve as a general-purpose test. In addition, this default or optimal weights-based test is found to be practically equivalent to the Zhang test, which has been commonly perceived powerful. The second contribution is to establish new large-sample results. It is shown that like Anderson-Darling, the minimum variance test statistic under the null has the same distribution as that of a weighted sum of an infinite number of independent squared normal random variables. These theoretical results are shown to be useful for large sample-based approximations. Finally, the paper concludes with a few remarks, including how the present approach can be extended to create new multinomial goodness-of-fit tests.

Key Words: Brownian bridge; Cramér-von Mises; Gaussian processes; Sturm-Liouville equation.

1 Introduction

The problem of determining whether a sample of n observations X_1, \dots, X_n can be considered as a sample from a given continuous distribution $F(x)$, known as goodness-of-fit, is theoretically fundamental. It is also practically important, especially for contemporary big-data analysis, for model building and checking in particular and non-parametric inference in general. The methodology development for assessing goodness-of-fit has been a good part of statistical research in the past century. It can be traced back to Pearson’s chi-square test (Pearson, 1900) and has made available many influential methods, including Kolmogorov-Smirnov test (Kolmogorov, 1933; Smirnov, 1939), Cramér-von Mises criterion (Cramér, 1928; von Mises, 1928), Anderson-Darling test (Anderson and Darling, 1952, 1954), Shapiro-Wilk test (Shapiro and Wilk, 1965), and Zhang test (Zhang, 2002); See (Lehmann and Romano, 2005, p. 629-630) for a comprehensive list of references. Among these classical tests, Anderson-Darling and Zhang have been perceived as powerful (see, *e.g.*, Sinclair and Spurr, 1988; Zhang, 2010).

Anderson-Darling test (Anderson and Darling, 1952) is defined as a weighted empirical distribution statistic

$$A_n^2(w) = n \int_{-\infty}^{\infty} [F_n(x) - F(x)]^2 w(x) dx \quad (1.1)$$

with the null distribution $F(\cdot)$ and the weight function $w(x) = \frac{1}{F(x)(1-F(x))}$, where $F_n(\cdot)$ denotes the usual empirical distribution function:

$$F_n(x) = \frac{k}{n} \quad \text{if } k \text{ observations are } \leq x.$$

In comparing Anderson-Darling and Cramér-von Mises, Anderson and Darling (1952) wrote:

A statistician may prefer to use this weight function [$\psi(x) = 1/[F(x)(1-F(x))]$] when he feels that $\psi(x) = 1$ does not give enough weight to the tails of the distribution $[F(x)]$.

While this is true, the comparison is only relative. The most important to an applied statistician is perhaps that the question ‘*what would be a default or all-purpose test that could be considered relatively neutral regarding the location of deviations from the hypothesized distribution?*’ remains, however, to be answered.

The goal of this paper is to develop geometric intuitions and corresponding mathematical theory toward an answer to the above question by considering a class of reweighted Anderson-Darling tests. The geometric understanding of the problem is to establish an explicit one-to-one correspondence between the weights and their focal directions of distributional deviations of $F^*(\cdot)$ from $F(\cdot)$. It is found that the weights that produce the test statistic with minimal variance put equal focuses on all the standardized deviations. As a result, we take the corresponding test as a general-purpose test. This arguably optimal weights-based test is found to be practically equivalent to the Zhang test, which has been commonly perceived powerful. It should be noted that while the existing simulation-based empirical results are helpful, our conclusions about the performance is based on our geometric arguments and the corresponding theoretical results.

In this investigation, we also establish new large-sample results. Like Anderson-Darling, the test statistic under the null has the same distribution as that of a weighted sum of an infinite number of independent squared normal random variables. Due to the use of more weights on the tails of $F(x)$, a technical difficulty has to be taken care of and is handled accordingly. This is discussed in detail in Section 4.

The rest of the paper is arranged as follows. Section 2 introduces basic notations and the class of reweighted Anderson-Darling test statistics. Section 3 develops statistical intuitions for understanding reweighted Anderson-Darling tests. The default or optimal weights are then defined accordingly, followed by an investigation on finite-sample cases and a large sample theory-based solution. Section 4 discusses the limiting distribution of R_n^2 . Section 5 concludes with a few remarks, including power comparison, a potential extension to develop new multinomial goodness-of-fit tests, and composite null hypotheses where $F(\cdot)$ contains unknown parameters.

2 Reweighted Anderson-Darling Tests

The basic setting for the theoretical investigation is that the independent and identically distributed random variables X_1, \dots, X_n have a specified continuous distribution $F(x)$, $x \in \mathbb{R}$. Denote by $X_{(1)} \leq \dots \leq X_{(n)}$ the corresponding order statistics. This set of order statistics or the corresponding order statistics $U_{(1)} = F(X_{(1)}) \leq \dots \leq U_{(n)} = F(X_{(n)})$ are sufficient for inference about $F(\cdot)$, especially when inference about unknown $F(\cdot)$ is of interest. It is well-known and easy-to-prove that the sampling distribution of $U_{(1)}, \dots, U_{(n)}$ is that of a sorted uniform sample of size of n . In the context of hypothesis testing, we write the null hypothesis as

$$H_0 : F^*(x) = F(x) \quad \text{for all } x \in \mathbb{R}$$

and the alternative as

$$H_1 : F^*(x) \neq F(x) \quad \text{for some } x \in \mathbb{R}$$

where $F^*(.)$ stands for the true distribution of the observed sample X_1, \dots, X_n . So it should be noted that when relevant, the distribution of the sorted $U_{(i)}$ is that under the null hypothesis H_0 .

Let $U_{(i)} = F(X_{(i)})$ and $\tilde{a}_i = \frac{i-\frac{1}{2}}{n}$ for $i = 1, \dots, n$. The Anderson-Darling statistic can be written simply and equivalently as

$$\tilde{W}_n^2 = -2 \sum_{i=1}^n \left[\tilde{a}_i \ln \frac{U_{(i)}}{\tilde{a}_i} + (1 - \tilde{a}_i) \ln \frac{1 - U_{(i)}}{1 - \tilde{a}_i} \right], \quad (2.1)$$

making it statistically more intuitive in terms of the finite number of sufficient statistics $U_{(1)}, \dots, U_{(n)}$. In this paper, for theoretical convenience for $\mu_i = E(U_{(i)}) = \frac{i}{n+1}$, we replace \tilde{a}_i in (2.1) with μ_i and consider the slightly modified version:

$$W_n^2 = -2 \sum_{i=1}^n \left[\mu_i \ln \frac{U_{(i)}}{\mu_i} + (1 - \mu_i) \ln \frac{1 - U_{(i)}}{1 - \mu_i} \right]. \quad (2.2)$$

That is, this is done in an analogy with methods using the alternative definition of empirical distribution

$$F_n(x) = \frac{|\{i : X_i \leq x\}|}{n+1}, \quad (x \in (-\infty, \infty)).$$

where $|\{i : X_i \leq x\}|$ is the number of X_i s that are less than or equal to x .

The modified version (2.2) has a very simple intuitive interpretation. Note that the marginal probability density function (pdf) of $U_{(i)}$ is $\text{Beta}(i, n+1-i)$, the Beta distribution with the two shape parameters i and $n+1-i$ (see, *e.g.*, David and Nagaraja, 2004, p.14). Let $Z_i = \ln \frac{U_{(i)}}{1-U_{(i)}}$, the logit transformation of $U_{(i)}$. The i -th summand of W_n^2 is proportional to the negative log probability density function (pdf). This implies that Anderson-Darling test statistic is approximately the average of squares of standardized Z_i 's, which is stochastically small under the null hypothesis and large under the alternative. This can be seen more easily with the following approximation to the i -th summand of W_n^2 via the Taylor expansion in terms of $U_{(i)}$ at $U_{(i)} = \mu_i$:

$$Y_i \equiv -2 \left[\mu_i \ln \frac{U_{(i)}}{\mu_i} + (1 - \mu_i) \ln \frac{1 - U_{(i)}}{1 - \mu_i} \right] \approx \frac{1}{(n+2)} \frac{(U_{(i)} - \mu_i)^2}{\text{Var}(U_{(i)})} \quad (2.3)$$

where $\text{Var}(U_{(i)}) = \frac{\mu_i(1-\mu_i)}{n+2}$, under the null and going to zero as $n \rightarrow \infty$. Recall that Cramér-von Mises test statistic is basically the straight average of the squared deviations $(U_{(i)} - \mu_i)^2$,

$$\frac{1}{12n} + \sum_{i=1}^n (U_{(i)} - \tilde{a}_i)^2 \approx \frac{1}{12n} + \sum_{i=1}^n (U_{(i)} - \mu_i)^2. \quad (2.4)$$

So compared to Cramér-von Mises, Anderson-Darling is the weighted average of the squared deviations $(U_{(i)} - \mu_i)^2$ with the weights inversely proportional to the variance of the deviations $U_{(i)} - \mu_i$.

Notice that the deviations $U_{(i)} - \mu_i$ and, thereby, their squared versions $(U_{(i)} - \mu_i)^2$ near the central area of $F(x)$ are more correlated than those in the tails. It is worth considering to weight the tail areas even more than Anderson-Darling. This motivates us to consider the following class of reweighted Anderson-Darling test statistics:

$$R_n^2(w) = -2 \sum_{i=1}^n w_i \left[\mu_i \ln \frac{U_{(i)}}{\mu_i} + (1 - \mu_i) \ln \frac{1 - U_{(i)}}{1 - \mu_i} \right] \quad (2.5)$$

where $w_i \geq 0$ for $i = 1, \dots, n$. The special equal-weight case of $w_i = 1$ corresponds to the slightly modified Anderson-Darling test statistic (2.2).

The default or optimal weights, defined for terminology convenience and studied in detail in Section 3, are found to be

$$w_i \propto \frac{1}{\mu_i(1 - \mu_i)} \quad (i = 1, \dots, n) \quad (2.6)$$

for large n and weight tails slightly more for small n . This leads to the following test

$$R_n^2 = -2C_n \sum_{i=1}^n \frac{1}{\mu_i(1 - \mu_i)} \left[\mu_i \ln \frac{U_{(i)}}{\mu_i} + (1 - \mu_i) \ln \frac{1 - U_{(i)}}{1 - \mu_i} \right] \quad (2.7)$$

where the rescaling constant $C_n = \frac{1}{2 \sum_{k=1}^n \frac{1}{k}}$ is taken for the preference of $E(R_n^2) \approx 1$ (see Section 4).

Clearly, this test is practically equivalent to the test of Zhang (2002):

$$Z_A = - \sum_{i=1}^n \left[\frac{\ln(U_{(i)})}{n - i + \frac{1}{2}} + \frac{\ln(1 - U_{(i)})}{i - \frac{1}{2}} \right], \quad (2.8)$$

which is obtained via weighting likelihood ratios for individual $F(t)$ instead of $[F_n(x) - F(x)]^2$ in (1.1) with the choice of the weight function $1/[F(x)(1 - F(x))]$. It should be noted that the Zhang test has been commonly perceived as powerful (see, *e.g.*, Carmen Pardo et al., 2022; Zhang, 2002, 2010). The good performance R_n^2 relative to W_n^2 is also demonstrated from a different perspective in the subsequent paper (Liu, 2022). This helps to see the performance of R_n^2 , in addition to the geometric interpretation provided in Section 3. Likewise, our new asymptotic results established in Section 4 can be applied to the Zhang test Z_A . In addition to these theoretical contributions, the geometric intuitions and the corresponding theoretical investigation in the next section shed light on why R_n is chosen to be a default test and when it has the best performance.

3 Optimal Weights for Minimum Variance

3.1 Intuitions and definition

The discussion so far has been mainly focused on understanding of $U_{(i)}$ as a pivotal quantity, that is, its distribution under the null hypothesis. To help see what evidence against the null hypothesis the Y_i s capture, denote by $x_{(i)}$ the μ_i -th quantile of $F^*(x)$, that is, $F^*(x_{(i)}) = \mu_i$. Then

$$E(Y_i) - 1 \approx \frac{[F(x_{(i)}) - F^*(x_{(i)})]^2}{\mu_i(1 - \mu_i)}, \quad (3.1)$$

a type of signal-to-noise ratio. This implies that the weighted Anderson-Darling $R_n^2(w)$ deals with the n pieces of unknown quantities $[F(x_{(i)}) - F^*(x_{(i)})]^2 / [\mu_i(1 - \mu_i)]$ by capturing the weighted sum of signal-to-noise ratios:

$$E[R_n^2(w)] - \sum_{i=1}^n w_i \approx \sum_{i=1}^n w_i \frac{[F(x_{(i)}) - F^*(x_{(i)})]^2}{\mu_i(1 - \mu_i)}. \quad (3.2)$$

For a geometric interpretation, consider the signal-to-noise ratio

$$\delta_i = \frac{[F(x_{(i)}) - F^*(x_{(i)})]^2}{\mu_i(1 - \mu_i)} \quad (3.3)$$

for $i = 1, \dots, n$. Suppose that we use a prespecified n -vector $\delta = (\delta_1, \dots, \delta_n)'$ to represent an alternative of interest in the context of the hypothesis. Then we can consider to use weights w that maximize the signal-to-noise ratio for the reweighted Anderson-Darling. This solution exists and is summarized into the following lemma.

Lemma 1. *Let $\delta = (\delta_1, \dots, \delta_n)'$, where δ_i is defined in (3.3). Denote by Σ the covariance matrix of $Y = (Y_1, \dots, Y_n)'$, where Y_i is defined in (2.3). If $\delta \neq 0$, then for all $w \neq 0$*

$$\frac{(w'\delta)^2}{w'\Sigma w} \leq \delta'\Sigma^{-1}\delta$$

with the equality holds if and only if $w \propto \Sigma^{-1}\delta$.

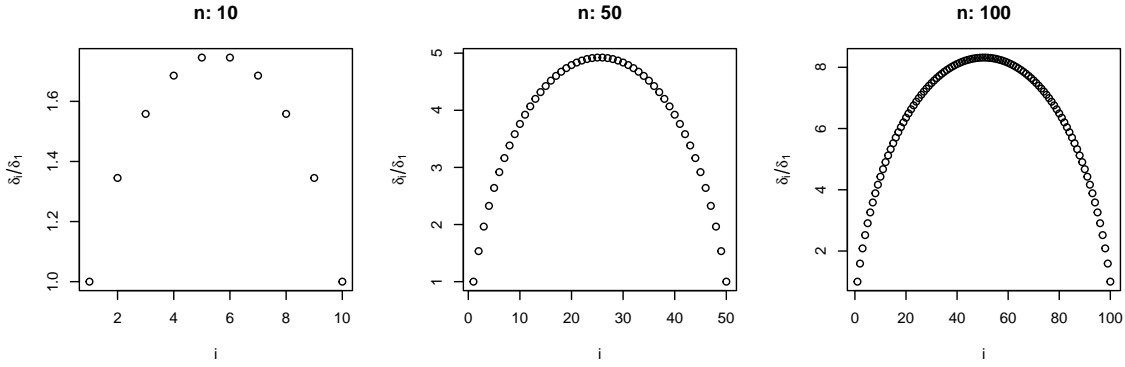


Figure 1: Focal directions of Anderson-Darling, defined as $\Sigma \mathbf{1}$ in Subsection 3.1, for $n = 10, 50$, and 100.

This is a familiar mathematical result, which can be proved straightforwardly by applying Cauchy-Schwartz inequality theorem to the two vectors $\Sigma^{\frac{1}{2}}w$ and $\Sigma^{-\frac{1}{2}}\delta$. The covariance matrix of $Y = (Y_1, \dots, Y_n)'$ is given in Theorem 1 below in Subsection 3.2. This allows for a geometric interpretation regarding the performance of the test statistic $R_n^2(w)$: for any given weights w , the test statistic is the most powerful when the direction δ is proportional to Σw . We call Σw the focal direction of the weighted test $R_n^2(w)$. For example, the focal direction of Anderson-Darling is $\delta \propto \Sigma \mathbf{1}$, which is shown in Figure 1 for the three cases of $n = 10, 50$, and 100. Clearly, due to the strong correlations among $U_{(i)}$'s, Anderson-Darling effectively focuses on the central area more than the tail areas, from the above geometric interpretation.

It is seen thus far that the challenge of goodness-of-fit is due to the fact that it essentially involves simultaneous inference on multiple parameters $F^*(X_{(i)})$, $i = 1, \dots, n$. So there are no uniformly optimal weights in general. Consequently, we can only consider optimal weights by considering a certain type of performance, such as typical or average performance. Consider the case where δ_i are exchangeable and summarized as $\delta \propto \mathbf{1}$, interpreted in practice as a type of average from experiment to experiment. It follows from Lemma 1 that the optimal weights w in this case are the optimal weights that minimize the variance of $R_n^2(w)$. Formally, for terminology convenience, we define optimal weights for minimum variance as follows.

Definition 3.1. *The weights $w^{(optim)}$ satisfying $\sum_{i=1}^n w_i = c$ for some positive c are called optimal for minimum variance if*

$$w^{(optim)} = \arg \min_{\sum_{i=1}^n w_i = 1} \text{Var}(R_n^2(w)).$$

Remark 3.1. The above argument leading to Definition 3.1 could also be explained loosely as follows. Suppose that from experiment to experiment, δ appears like a random variable with the mean vector $\tau \mathbf{1}$ and covariance matrix $\epsilon^{-1} \Sigma$ for some $\tau > 0$ and $\epsilon > 0$, written as $\delta \sim (\tau \mathbf{1}, \epsilon^{-1} \Sigma)$, and that similarly $Y \sim (\delta, \Sigma)$. Then $w'Y \sim (\tau w' \mathbf{1}, [\epsilon^{-1} + 1] w' \Sigma w)$. From the argument above and Lemma 1, we see that the particular weights are defined in Definition 3.1 maximize $(\tau w' \mathbf{1})^2 / [(\epsilon^{-1} + 1) w' \Sigma w]$.

We discuss below in Subsections 3.2 and 3.3 the optimal weights.

3.2 Finite sample cases

The optimal weights w_{opt} depend on the evaluation of the variance of $R_n^2(w)$. Since $R_n^2(w)$ is linear in $\ln(U_{(i)})$'s and $\ln(1 - U_{(i)})$'s, the variance of $R_n^2(w)$ can be obtained exactly by making use of the following results.

Theorem 1. Let $U_{(1)} < \dots < U_{(n)}$ be the sorted uniforms of size n . Denote by $\psi(x)$ and $\psi_1(x)$ the digamma and trigamma functions respectively. Then

- (a) $E[\ln(U_{(i)})] = \psi(i) - \psi(n+1)$, $E[\ln(1 - U_{(i)})] = \psi(n+1-i) - \psi(n+1)$, $\text{Var}[\ln(U_{(i)})] = \psi_i(i) - \psi_i(n+1)$, and $\text{Var}[\ln(1 - U_{(i)})] = \psi_1(n+1-i) - \psi_1(n+1)$ for $i = 1, \dots, n$;
- (b) $\text{Cov}[\ln(U_{(i)}), \ln(U_{(j)})] = \psi_1(j) - \psi_1(n+1)$ and $\text{Cov}[\ln(1 - U_{(i)}), \ln(1 - U_{(j)})] = \psi_1(n+1-i) - \psi_1(n+1)$ for all $1 \leq i < j \leq n$; and
- (c) $\text{Cov}[\ln(U_{(i)}), \ln(1 - U_{(j)})] = -\psi_1(n+1)$ and

$$\begin{aligned} \text{Cov}[\ln(1 - U_{(i)}), \ln(U_{(j)})] &= \frac{\Gamma(n+1)}{\Gamma(i)} \sum_{k=1}^{\infty} \frac{\Gamma(i+k)}{k\Gamma(n+1+k)} [\psi(n+1+k) - \psi(j+k)] \\ &\quad - [\psi(n+1-i) - \psi(n+1)] [\psi(j) - \psi(n+1)] \end{aligned}$$

for all $1 \leq i < j \leq n$.

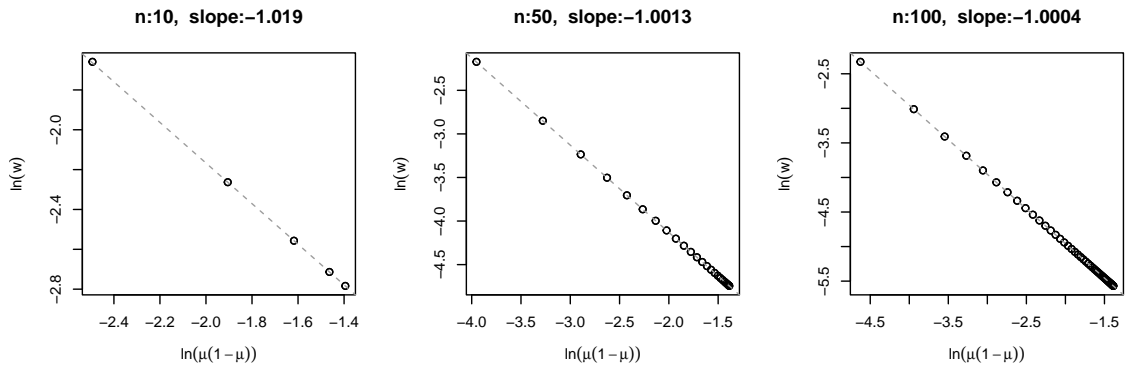


Figure 2: Finite-sample exact results on optimal weights for three cases $n = 10, 50$, and 100 . The slope is regression coefficient of the least-squares fit of the optimal weights on the variance of $U_{(i)}$, both in log scale.

The proof of Theorem 1 is provided in Appendix A.1. The optimal weights for $n = 10, 50$, and 100 are shown in Figure 2. These numerical results clearly suggest that the optimal weights are

almost inversely proportional to the variances of $U_{(i)}$, that is,

$$w_i \propto \frac{1}{\mu_i(1 - \mu_i)} = \frac{(n+1)^2}{i(n+1-i)} \quad (3.4)$$

for $i = 1, \dots, n$. These optimal results are asymptotically exact, which is discussed in the next subsection. The numerical results in Figure 2 show that for small n , the optimal weights weight slightly more on the tails of $F(x)$, but they appear to converge very quickly to (3.4).

3.3 Large sample results

Since $\text{Var}(U_{(i)}) = \frac{1}{n+2}\mu_i(1 - \mu_i)$ converges to zero as $n \rightarrow \infty$, we use the delta method to approximate $R_n^2(w)$ in terms of $U_{(i)}$'s. This allows us to work conveniently with $U_{(i)}$'s for investigating the large-sample behavior of R_n^2 . Since the coefficient of the corresponding Taylor expansion for the first-order $U_{(i)} - \mu_i$ is zero, we have

$$R_n^2(w) \approx \frac{1}{n+2} \sum_{i=1}^n \frac{w_i}{\text{Var}(U_{(i)})} (U_{(i)} - \mu_i)^2 = \sum_{i=1}^n \frac{w_i}{\mu_i(1 - \mu_i)} (U_{(i)} - \mu_i)^2.$$

It is seen that in this case, to find the optimal weights we need to work with the covariance matrix of the vector of squared $(U_{(i)} - \mu_i)^2$'s. The results on this covariance matrix are summarized into the following theorem, with the proof given in Appendix A.2.

Theorem 2. *Let $U_{(1)} < \dots < U_{(n)}$ be the sorted uniforms of size n . Then*

$$\begin{aligned} & \text{Cov}[(U_{(i)} - \mu_i)^2, (U_{(j)} - \mu_j)^2] \\ &= \frac{2\mu_i^2(1 - \mu_j)^2}{(n+2)(n+3)} + \frac{\mu_i(1 - \mu_j)}{(n+2)(n+3)} \left\{ \frac{3(1 - 3\mu_i)(2 - 3\mu_j)}{n+4} - \frac{(1 - \mu_i)\mu_j}{(n+2)} \right\} \end{aligned}$$

hold for all $1 \leq i \leq j \leq n$.

It is not hard to see that as $n \rightarrow \infty$, the scaled covariance $n^2 \text{Cov}[(U_{(i)} - \mu_i)^2, (U_{(j)} - \mu_j)^2]$ converges to $2\mu_i^2(1 - \mu_j)^2$. This is closely related to the mathematical treatment of Anderson and Darling (1952) using the limiting process of $\mathcal{B}(i/(n+1)) = \sqrt{n+2}[U_{(i)} - E(U_{(i)})]$, $i = 1, \dots, n$, which is a Gaussian process or, more exactly, the Brownian bridge. In this case, we can obtain the corresponding results for the covariance structure of the limiting process, which is characterized in the following theorem.

Theorem 3. *The limiting process of $\mathcal{B}(i/(n+1)) = \sqrt{n+2}[U_{(i)} - E(U_{(i)})]$ is the Brownian bridge. For the Brownian bridge,*

$$\text{Cov}[\mathcal{B}(s), \mathcal{B}(t)] = s(1 - t)$$

and

$$\text{Cov}[\mathcal{B}^2(s), \mathcal{B}^2(t)] = 2s^2(1 - t)^2$$

holds for all $0 \leq s \leq t \leq 1$.

The proof is given in Appendix A.3. From this result, we can obtain the asymptotic optimal weights or, more exactly, the optimal weight function. The result is summarized into the following theorem, with the proof given in Appendix A.4.

Theorem 4. *In the limit as $n \rightarrow \infty$, the optimal weight function is given by*

$$w(t) \propto \frac{1}{t(1-t)} \quad (t \in [\varepsilon, 1 - \varepsilon]), \quad (3.5)$$

for all $\varepsilon \in (0, \frac{1}{2}]$.

This result provides the theoretical support to the use of the weights defined in (2.6) as the optimal weights in practice for all sample size n .

4 The Limiting Distribution of R_n^2

In this section, we investigate the asymptotic distribution of R_n^2 by taking the approach of Anderson and Darling (1952) and the extended result of their Theorem 4.1. In the present case, the kernel function is

$$\sqrt{w(s)}\sqrt{w(t)}[\min(s, t) - st] = \frac{1}{s(1-s)} \frac{1}{t(1-t)} [\min(s, t) - st] \quad (s, t \in [\varepsilon, 1 - \varepsilon])$$

where ε is a small positive number, say $\varepsilon = 1/[2(n+1)]$ in the context of a given sample. We use a small ε to rule out index values near the two end points of the interval $(0, 1)$ because the kernel function is unintegrable. This does not mean we cannot consider the limiting distribution of R_n^2 for understanding the large-sample behavior of R_n^2 and for large-sample approximation to the distribution of R_n^2 . Theoretically, since ε can be arbitrarily small, there is no problem to use the corresponding results for understanding of the large-sample behavior of R_n^2 . Indeed, the results discovered below show that the limiting distribution of R_n^2 is a weighted sum of an infinite number of independently squared standard normal random variables with weights $1/\lambda_k$ decaying in a fashion proportional to $1/k^2$. Practically, for any finite sample of size of n , the large-sample approximation to the distribution of R_n^2 is valid as long as it can provide satisfactory numerical approximations. The use of $\varepsilon = 1/[2(n+1)]$ is suggested based on the fact that when mapped into the interval $(0, 1)$ as done in Section 3, the corresponding finite-sample extreme indices are $1/(n+1)$ and $n/(n+1) = 1 - 1/(n+1)$; See also Remark 4.1. Alternative values can be used and are discussed below.

The next critical step is to solve the eigensystem defined by the integral equation:

$$f(t) = \lambda \int_{\varepsilon}^{1-\varepsilon} \sqrt{w(s)}\sqrt{w(t)}[\min(s, t) - st]f(s)ds. \quad (4.1)$$

It is easy to find that the solution satisfies the Sturm-Liouville equation (see, *e.g.*, Anderson and Darling, 1952):

$$h''(t) + \lambda\psi(t)h(t) = 0 \quad (4.2)$$

where $h(t) = f(t)\psi^{-\frac{1}{2}}(t)$. This is known as an eigenvalue problem. The solution can be found analytically and is summarized into the following theorem.

Theorem 5. *The solution to the integral equation (4.1) is given by a sequence of $\lambda_k = \omega_k^2 + \frac{1}{4}$ with the corresponding eigenfunctions of two types. The first type is given by ω_k s satisfying*

$$\tan\left(\omega_k \ln \frac{1-\varepsilon}{\varepsilon}\right) = \frac{1}{2\omega_k} \quad (4.3)$$

and the corresponding eigenfunction

$$f_k(x) \propto \frac{1}{\sqrt{t(1-t)}} \cos\left(\omega_k \ln \frac{t}{1-t}\right) \quad (t \in (\varepsilon, 1-\varepsilon)).$$

The second type is given by ω_k s satisfying

$$\tan\left(\omega_k \ln \frac{1-\varepsilon}{\varepsilon}\right) = -2\omega_k \quad (4.4)$$

and the corresponding eigenfunction

$$f_k(x) \propto \frac{1}{\sqrt{t(1-t)}} \sin\left(\omega_k \ln \frac{t}{1-t}\right) \quad (t \in (\varepsilon, 1-\varepsilon)).$$

Moreover, this solution corresponds to the Sturm-Liouville problem with the Sturm-Liouville equation (4.2) and the Robin boundary conditions

$$f(\varepsilon) - 2(1-\varepsilon)f'(\varepsilon) = 0 \quad \text{and} \quad f(1-\varepsilon) + 2(1-\varepsilon)f'(1-\varepsilon) = 0$$

and, thereby, all the eigenfunctions are orthogonal to each other.

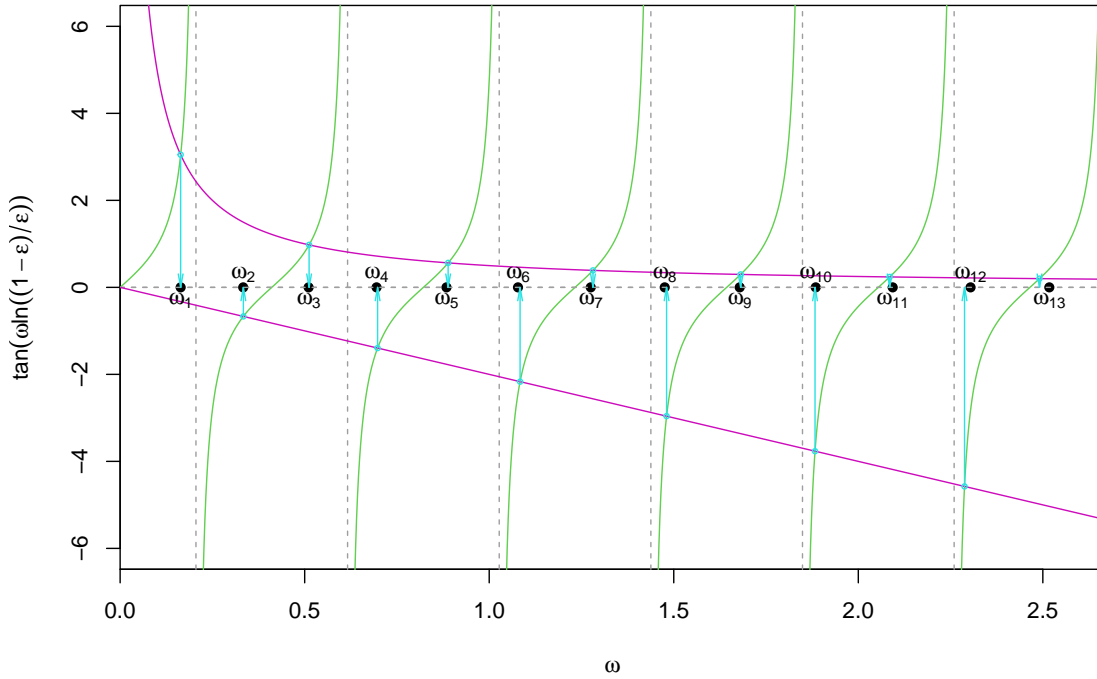


Figure 3: An illustration of asymptotic approximation. The arrows indicate the asymptotic locations, where the $z = \tan(\omega \ln \frac{1-\varepsilon}{\varepsilon})$ curves intersect the curve $z = \frac{1}{2\omega}$ and the line $z = -2\omega$. The solid dot locations are locations of ω 's computed via eigen-decomposition.

The proof of Theorem 5 is given in Appendix A.5. As depicted in Figure 3, the ω_k 's satisfying (4.3) are in the intervals $[k\pi, k\pi + \frac{1}{2}\pi)$, one in each interval, for $k = 0, 1, 2, \dots$, whereas the ω_k 's satisfying (4.4) are in the intervals $[k\pi - \frac{1}{2}\pi, k\pi)$, one in each interval, for $k = 1, 2, \dots$

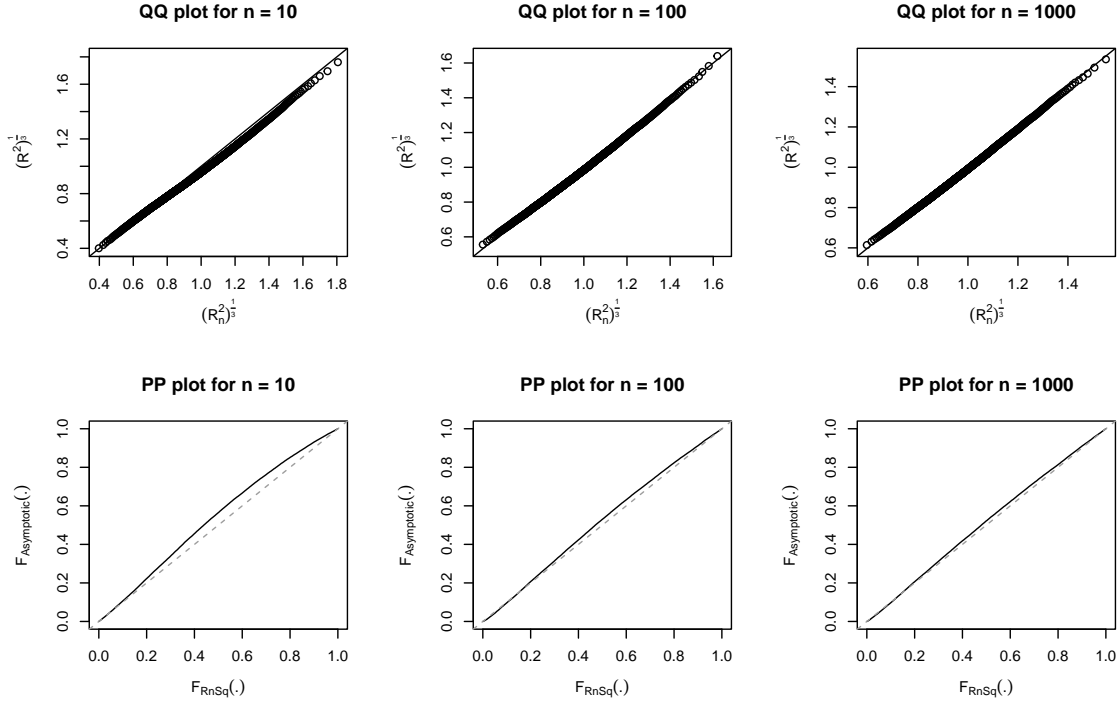


Figure 4: Performance of asymptotic approximation to the distribution of R_n^2 for $n = 10, 100$, and 1000 obtained via a Monte Carlo approximation with $100,000$ replicates. The three plots in the upper panel are the quantile-quantile plot in cubic-root scale with quantiles corresponding to the probabilities $i/1001$ for $i = 1, \dots, 1000$, whereas the three plots in the lower panel are the corresponding probability-probability plot.

Remark 4.1. The normalizing constant C_n defined in (2.7) can be reset, if desirable, by making use of the following bounds for $\sum_{i=1}^n \frac{1}{\lambda_i}$:

$$\sum_{k=1}^n \frac{1}{\lambda_i} \approx \sum_{k=1}^n \frac{1}{\frac{1}{4} + \left[\frac{k\pi}{2 \ln \frac{1-\varepsilon}{\varepsilon}} \right]^2} > \frac{4}{\pi} \ln \frac{1-\varepsilon}{\varepsilon} \int_{\ln \frac{\pi}{1-\varepsilon}}^{\frac{(n+1)\pi}{\ln \frac{1-\varepsilon}{\varepsilon}}} \frac{1}{1+t^2} dt \approx 2 \ln \frac{1-\varepsilon}{\varepsilon}$$

and

$$\sum_{k=1}^n \frac{1}{\lambda_i} \approx \sum_{k=1}^n \frac{1}{\frac{1}{4} + \left[\frac{k\pi}{2 \ln \frac{1-\varepsilon}{\varepsilon}} \right]^2} < \frac{4}{\pi} \ln \frac{1-\varepsilon}{\varepsilon} \int_0^{\frac{n\pi}{\ln \frac{1-\varepsilon}{\varepsilon}}} \frac{1}{1+t^2} dt \approx 2 \ln \frac{1-\varepsilon}{\varepsilon}.$$

These approximations suggest in turn the use of $\varepsilon \approx \frac{1}{2(n+1)}$.

Sort all eigenvalues obtained from the ω_k s in (4.3) both (4.4) into $\lambda_1 < \lambda_2 < \dots$. Then, according to Equation (4.5) of Anderson and Darling (1952), the asymptotic distribution of R_n^2 is that of

$$\sum_{i=1}^{\infty} \frac{X_i^2}{\lambda_i} \quad (4.5)$$

where X_i^2 s are independently and identically distributed χ_1^2 random variables. A simple Monte Carlo simulation-based study of evaluating this asymptotic distribution as an approximation to that of R_n^2 is summarized into Figure 4 using both quantile-quantile plots and probability-probability plots for $n = 10, 100$, and $1,000$. The Monte Carlo sample size used is 100,000; See Davies (1980) and Duchesne and De Micheaux (2010) for alternative computational methods. The truncated series $\sum_{i=1}^n \frac{X_i^2}{\lambda_i}$ was used, with ε determined to match the λ_1 . Such ε values in all the three cases are close to $1/[2(n+1)]$. It is seen from these numerical results that the asymptotic approximation is satisfactory, even for small sample size.

5 Conclusion

Assessing goodness-of-fit is a fundamental problem in both applied and theoretical statistics in general, and in data-driven (or auto-)modeling in contemporary big data analysis in particular. The Anderson-Darling test and the Zhang test have been perceived as two of the most powerful and important tests of goodness-of-fit (see, *e.g.*, Sinclair and Spurr, 1988; Zhang, 2010). Anderson and Darling (1952) basically suggested that a statistician may prefer to use Anderson-Darling when he or she feels that alternative tests such as Kolmogorov–Smirnov and Cram er-von Mises do not give enough weight to the tails of the distribution $F(x)$. The theoretically interesting and practically relevant question ‘*what would be a default or all-purpose test?*’ remains, however, to be answered. With intuitive arguments and theoretical investigations, this paper strove to make efforts toward a satisfactory answer to the question, within the class of reweighted Anderson-Darling tests.

It showed that weights significantly more than Anderson-Darling should be given to the tails of the distribution. The intuitive arguments given in this paper is that uniforms in the central area are more correlated than those in the tail areas. The intuitive explanation is that the weights in Anderson-Darling that only concern unequal variances need to be modified to address the issue of the uneven correlations among the uniforms. Theoretically, with the optimal weights defined to be that giving minimal variance of the corresponding test statistic, this paper provided the R_n^2 test statistics as a solution. This test is practically the same as the Zhang test. So empirical results for Zhang also applies to R_n^2 . For this reason, we didn’t provide additional new simulation to evaluate the performance of R_n^2 . The paper was intended to make it clear, via the geometric intuition and the corresponding theory, about how R_n can be interpreted as a default test and when it has the best performance. So, it would be worth investigating potential extensions of the approach of this paper to create new multinomial goodness-of-fit tests, which have been an active research area (Cressie and Read, 1984; Read and Cressie, 2012).

Performance of the proposed methods can also be investigated for $F(x)$ containing unknown parameters. This can be done with either the traditional approach, which relies on point estimations of the unknown parameter, or the inferential models approach of Martin and Liu (2015), which can be viewed as a generalized theory of the familiar method of pivotal quantity for constructing confidence intervals and hypothesis testing. Furthermore, it would be interesting to go beyond the class of reweighted Anderson-Darling tests to seek alternative answers to the above question. We are conducting our investigations in these directions and shall report the results elsewhere. The subsequent work (Liu, 2022) provides as such an example.

A Proofs of Theorems

A.1 Proof of Theorem 1

Using the popular technique for deriving the expectation of $\ln(X)$ when X is a Beta random variable, we have

$$E[\ln(U_{(i)})] = \frac{1}{\text{Beta}(\alpha, \beta)} \frac{\partial}{\partial \alpha} \int_0^1 u^{\alpha-1} (1-u)^{\beta-1} du \Big|_{\alpha=i, \beta=n+1-i} = \psi(i) - \psi(n+1)$$

and, similarly,

$$\begin{aligned} \text{Var}[\ln(U_{(i)})] &= \frac{1}{\text{Beta}(\alpha, \beta)} \frac{\partial^2}{\partial \alpha^2} \int_0^1 x^{\alpha-1} (1-x)^{\beta-1} dx \Big|_{\alpha=i, \beta=n+1-i} - E^2[\ln(U_{(i)})] \\ &= [\psi(i) - \psi(n+1)]^2 + [\psi_1(i) - \psi_1(n+1)] - [\psi(i) - \psi(n+1)]^2 \\ &= \psi_1(i) - \psi_1(n+1). \end{aligned}$$

The results on the expectation and variance of $\ln(1 - U_{(i)})$ follow by a symmetry argument, *i.e.*, making use of the fact that $1 - U_{(i)} \sim \text{Beta}(n+1-i, i)$. This completes the proof of Part (a) of the theorem.

The results in part (b) can be established similarly. For this, we need the joint distribution of $U_{(i)}$ and $U_{(j)}$: $U_{(i)}$ and $U_{(j)}$ have the joint *pdf* (cf. David and Nagaraja, 2004)

$$f_{U_{(i)}, U_{(j)}}(u, v) = n! \frac{u^{i-1} (v-u)^{j-i-1} (1-v)^{n-j}}{(i-1)!(j-i-1)!(n-j)!} \quad (0 < u < v < 1). \quad (\text{A.1})$$

for $i < j$. From this result, we proceed as follows:

$$\begin{aligned} &\text{Cov} [\ln(U_{(i)}), \ln(U_{(j)})] \\ &= E [\ln(U_{(i)}) \ln(U_{(j)})] - E [\ln(U_{(i)})] E [\ln(U_{(j)})] \\ &= \frac{\Gamma(n+1)}{\Gamma(i)\Gamma(j-i)\Gamma(n+1-j)} \int_0^1 \int_0^v \ln(u) \ln(v) u^{i-1} (v-u)^{j-i-1} (1-v)^{n-j} du dv \\ &\stackrel{u=vt}{=} \frac{\Gamma(n+1)}{\Gamma(i)\Gamma(j-i)\Gamma(n+1-j)} \int_0^1 \int_0^1 [\ln(v) + \ln(t)] \ln(v) t^{i-1} (1-t)^{j-i-1} v^{j-1} (1-v)^{n+1-j-1} dt dv \\ &= \frac{\Gamma(n+1)}{\Gamma(i)\Gamma(j-i)\Gamma(n+1-j)} \int_0^1 t^{i-1} (1-t)^{j-i-1} dt \int_0^1 \ln^2(v) v^{j-1} (1-v)^{n+1-j-1} dv \\ &\quad + \frac{\Gamma(n+1)}{\Gamma(i)\Gamma(j-i)\Gamma(n+1-j)} \int_0^1 \ln(t) t^{i-1} (1-t)^{j-i-1} dt \int_0^1 \ln(v) v^{j-1} (1-v)^{n+1-j-1} dv \\ &= [\psi(j) - \psi(n+1)]^2 + [\psi_1(j) - \psi_1(n+1)] + [\psi(i) - \psi(j)] [\psi(j) - \psi(n+1)] \\ &= [\psi(i) - \psi(n+1)] [\psi(j) - \psi(n+1)] + \psi_1(j) - \psi_1(n+1) \end{aligned}$$

and

$$\text{Cov} [\ln(U_{(i)}), \ln(U_{(j)})] = E [\ln(U_{(i)}) \ln(U_{(j)})] - E [\ln(U_{(i)})] E [\ln(U_{(j)})] = \psi_1(j) - \psi_1(n+1).$$

Using same the symmetry argument in the proof of Part (a), we obtain

$$\text{Cov} [\ln(1 - U_{(i)}), \ln(1 - U_{(j)})] = \psi_1(n+1-i) - \psi_1(n+1).$$

This completes the proof of Part (b).

To prove Part (c), we have for $i = 1, \dots, n$,

$$\begin{aligned}
& E [\ln(U_{(i)}) \ln(1 - U_{(i)})] \\
&= \frac{1}{\text{Beta}(\alpha, \beta)} \frac{\partial^2}{\partial \alpha \partial \beta} \int_0^1 x^{\alpha-1} (1-x)^{\beta-1} dx \Big|_{\alpha=i, \beta=n+1-i} \\
&= [\psi(i) - \psi(n+1)] [\psi(n+1-i) - \psi(n+1)] - \psi_1(n+1)
\end{aligned}$$

and

$$\text{Cov} [\ln(U_{(i)}), \ln(1 - U_{(i)})] = -\psi_1(n+1).$$

Making use of the following integral with positive continuous counterparts of i and j , denoted by α and β :

$$\begin{aligned}
& \int_0^1 \int_0^v \ln(u) \ln(1-v) u^{i-1} (v-u)^{j-i-1} (1-v)^{n-i} du dv \\
& \stackrel{u=vt}{=} \int_0^1 \int_0^1 t^{i-1} [\ln(v) + \ln(t)] \ln(1-v) (1-t)^{j-i-1} v^{j-1} (1-v)^{n-j} dt dv \\
&= \int_0^1 t^{i-1} (1-t)^{j-i-1} dt \int_0^1 \ln(v) \ln(1-v) v^{j-1} (1-v)^{n-j} dv \\
& \quad + \int_0^1 \ln(t) t^{\alpha-1} (1-t)^{j-i-1} dt \int_0^1 \ln(1-v) v^{\alpha+j-i-1} (1-v)^{\beta-1} dv \\
&= \text{Beta}(i, j-i) \text{Beta}(j, n+1-j) ([\psi(j) - \psi(n+1)] [\psi(n+1-j) - \psi(n+1)] - \psi_1(n+1)) \\
& \quad + \text{Beta}(i, j-i) \text{Beta}(j, n+1-j) [\psi(i) - \psi(j)] [\psi(n+1-j) - \psi(n+1)],
\end{aligned}$$

we have

$$\begin{aligned}
& E [\ln(U_{(i)}) \ln(1 - U_{(j)})] \\
&= \frac{\Gamma(n+1)}{\Gamma(i) \Gamma(j-i) \Gamma(n+1-j)} \int_0^1 \int_0^v \ln(u) \ln(1-v) u^{i-1} (v-u)^{j-i-1} (1-v)^{n-j} du dv \\
&= [\psi(j) - \psi(n+1)] [\psi(n+1-j) - \psi(n+1)] - \psi_1(n+1) \\
& \quad + [\psi(i) - \psi(j)] [\psi(n+1-j) - \psi(n+1)]
\end{aligned}$$

and

$$\text{Cov} [\ln(U_{(i)}), \ln(1 - U_{(j)})] = -\psi_1(n+1).$$

Similarly, from

$$\begin{aligned}
& E [\ln(1 - U_{(i)}) \ln(U_{(j)})] \\
&= \frac{\Gamma(n+1)}{\Gamma(i) \Gamma(j-i) \Gamma(n+1-j)} \int_0^1 \int_0^v \ln(1-u) \ln(v) u^{i-1} (v-u)^{j-i-1} (1-v)^{n-j} du dv \\
& \stackrel{u=vt}{=} \frac{\Gamma(n+1)}{\Gamma(i) \Gamma(j-i) \Gamma(n+1-j)} \int_0^1 \int_0^1 \ln(1-vt) \ln(v) t^{i-1} (1-t)^{j-i-1} v^{j-1} (1-v)^{n+1-j-1} dt dv \\
& \stackrel{\text{TE}}{=} -\frac{\Gamma(n+1)}{\Gamma(i) \Gamma(j-i) \Gamma(n+1-j)} \sum_{k=1}^{\infty} \frac{1}{k} \int_0^1 \int_0^1 \ln(v) t^{k+i-1} (1-t)^{j-i-1} v^{k+j-1} (1-v)^{n+1-j-1} dt dv
\end{aligned}$$

$$\begin{aligned}
&= -\frac{\Gamma(n+1)}{\Gamma(i)\Gamma(j-i)\Gamma(n+1-j)} \sum_{k=1}^{\infty} \frac{1}{k} \int_0^1 t^{k+i-1}(1-t)^{j-i-1} dt \int_0^1 \ln(v) v^{k+j-1}(1-v)^{n+1-j-1} dv \\
&= \frac{\Gamma(n+1)}{\Gamma(i)} \sum_{k=1}^{\infty} \frac{\Gamma(i+k)}{k\Gamma(n+1+k)} [\psi(n+1+k) - \psi(j+k)].
\end{aligned}$$

we obtain

$$\begin{aligned}
\text{Cov} [\ln(1 - U_{(i)}), \ln(U_{(j)})] &= \frac{\Gamma(n+1)}{\Gamma(i)} \sum_{k=1}^{\infty} \frac{\Gamma(i+k)}{k\Gamma(n+1+k)} [\psi(n+1+k) - \psi(j+k)] \\
&\quad - [\psi(n+1-i) - \psi(n+1)] [\psi(j) - \psi(n+1)].
\end{aligned}$$

This completes the proof of Part (c).

A.2 Proof of Theorem 2

From A.1, the pdf of the joint distribution $U_{(i)}$ and $U_{(j)}$, we have for all k and l ,

$$\begin{aligned}
&E \left\{ U_{(i)}^k [1 - U_{(j)}]^\ell \right\} \\
&= \frac{n!}{(i-1)!(j-i-1)!(n-j)!} \int \int u^{i+k-1} (v-u)^{j-i-1} (1-v)^{n-j+\ell} du dv \\
&= \frac{n!}{(i-1)!(j-i-1)!(n-j)!} \text{Beta}(i+k, j-i) \text{Beta}(j+k, n-j+\ell+1) \\
&= \frac{(i+k-1)! (n-j+\ell)!}{(i-1)! (n-j)!} \frac{n!}{(n+k+\ell)!}.
\end{aligned}$$

Let $\mu_i = i/(n+1)$. Since the algebraic operations for the following result is tedious, we only present an outline of the key steps:

$$\begin{aligned}
&E \left\{ (U_{(i)} - \mu_i)^2 (U_{(j)} - \mu_j)^2 \right\} = E \left\{ (U_{(i)} - \mu_i)^2 [(1 - U_{(j)}) - (1 - \mu_j)]^2 \right\} \\
&= E \left\{ (U_{(i)}^2 - 2U_{(i)}\mu_i + \mu_i^2) [(1 - U_{(j)})^2 - 2(1 - U_{(j)})(1 - \mu_j) + (1 - \mu_j)^2] \right\} \\
&= \mu_i \frac{(i+1)(n+1-j)}{(n+2)(n+3)} \left[\frac{n+2-j}{n+4} - \frac{n+1-j}{n+1} \right] + \mu_i(1-\mu_j) \frac{(i+1)(n+1-j)}{n+2} \left[\frac{1}{n+1} - \frac{1}{n+3} \right] \\
&\quad + \mu_i^2 \frac{n+1-j}{n+2} \left[\frac{n+1-j}{n+1} - \frac{n+2-j}{n+3} \right] + \mu_i^2 \frac{(n+1-j)(n+2-j)}{n+2} \left[\frac{1}{n+1} - \frac{1}{n+3} \right] \\
&\quad + 3\mu_i(1-\mu_j)^2 \left[\frac{i}{n+2} - \frac{i}{n+1} \right] \\
&= \frac{\mu_i(1-\mu_j)}{(n+2)(n+3)} \left\{ \frac{6(i+1)(1-\mu_j)}{n+4} + \frac{(i+1)j}{n+4} \right. \\
&\quad \left. + \mu_i[(n+1)-2j] + 2\mu_i(n+2-j) - 3\mu_i(1-\mu_j)(n+3) \right\} \\
&= \frac{\mu_i(1-\mu_j)}{(n+2)(n+3)} \left\{ \mu_j + 2\mu_i - 3\mu_i\mu_j + \frac{3(1-3\mu_i)(2-3\mu_j)}{n+4} \right\}
\end{aligned}$$

and

$$\begin{aligned}
& \text{Cov} \{ (U_{(i)} - \mu_i)^2, (U_{(j)} - \mu_j)^2 \} \\
&= \frac{\mu_i(1 - \mu_j)}{(n+2)(n+3)} \left\{ \mu_j + 2\mu_i - 3\mu_i\mu_j + \frac{3(1 - 3\mu_i)(2 - 3\mu_j)}{n+4} - \mu_j + \mu_i\mu_j - \frac{(1 - \mu_i)\mu_j}{(n+2)} \right\} \\
&= \frac{\mu_i(1 - \mu_j)}{(n+2)(n+3)} \left\{ 2\mu_i - 2\mu_i\mu_j + \frac{3(1 - 3\mu_i)(2 - 3\mu_j)}{n+4} - \frac{(1 - \mu_i)\mu_j}{(n+2)} \right\} \\
&= \frac{2\mu_i^2(1 - \mu_j)^2}{(n+2)(n+3)} + \frac{\mu_i(1 - \mu_j)}{(n+2)(n+3)} \left\{ \frac{3(1 - 3\mu_i)(2 - 3\mu_j)}{n+4} - \frac{(1 - \mu_i)\mu_j}{(n+2)} \right\}.
\end{aligned}$$

Similarly, again with tedious routine algebraic operations, we have

$$\begin{aligned}
& E \{ (U_{(i)} - \mu_i)^4 \} \\
&= \frac{i(i+1)(i+2)(i+3)}{(n+1)(n+2)(n+3)(n+4)} - 4 \frac{i(i+1)(i+2)}{(n+1)(n+2)(n+3)} \frac{i}{(n+1)} \\
&\quad + 6 \frac{i(i+1)}{(n+1)(n+2)} \frac{i^2}{(n+1)^2} - 4 \frac{i}{n+1} \frac{i^3}{(n+1)^3} + \frac{i^4}{(n+1)^4} \\
&= \mu_i \frac{(i+1)(i+2)}{(n+2)(n+3)} \left[\frac{i+3}{n+4} - \frac{i}{n+1} \right] + 3\mu_i^2 \frac{i+1}{n+2} \left[\frac{i}{n+1} - \frac{i+2}{n+3} \right] \\
&\quad + 3\mu_i^3 \left[\frac{i+1}{n+2} - \frac{i}{n+1} \right] \\
&= \frac{3\mu_i(1 - \mu_i)}{(n+2)(n+3)} \left[\mu_i(1 - \mu_i) + \frac{(2 - 3\mu_i)(1 - 3\mu_i)}{n+4} \right]
\end{aligned}$$

and, thereby,

$$\begin{aligned}
& \text{Var} \{ (U_{(i)} - \mu_i)^2 \} \\
&= \frac{3\mu_i(1 - \mu_i)}{(n+2)(n+3)} \left[\mu_i(1 - \mu_i) + \frac{(2 - 3\mu_i)(1 - 3\mu_i)}{n+4} \right] - \frac{\mu_i^2(1 - \mu_i)^2}{(n+2)^2} \\
&= \frac{2\mu_i^2(1 - \mu_i)^2}{(n+2)(n+3)} + \frac{\mu_i(1 - \mu_i)}{(n+2)(n+3)} \left[\frac{3(2 - 3\mu_i)(1 - 3\mu_i)}{n+4} - \frac{\mu_i(1 - \mu_i)}{n+2} \right].
\end{aligned}$$

A.3 Proof of Theorem 3

Let $\mathcal{B}(i/(n+1)) = \sqrt{n+2}(U_{(i)} - E(U_{(i)}))$ for $i = 1, \dots, n$. As $n \rightarrow \infty$, $\mathcal{B}(i)$ converges in distribution to a Brownian bridge. The results on the covariance structure of the Brownian bridge are well-known and easy-to-prove. So, our proof here will focus on the results on $\text{Cov}(\mathcal{B}^2(s), \mathcal{B}^2(t))$.

Write the Brownian bridge using the Brownian motion $W(t)$, $t \in [0, 1]$ as follows

$$\mathcal{B}(t) = W(t) - tW(1)$$

$$E(\mathcal{B}^2(t)) = E([(1-t)W(t) - t(W(1) - W(t))]^2) = t(1-t)$$

For $0 < s < t < 1$, it is easy to see that

$$\begin{aligned}
E[W^2(s)W^2(t)] &= E[W^2(s)(W^2(s) - 2W(s)(W(t) - W(s)) + (W(t) - W(s))^2)] \\
&= 3s^2 + s(t-s).
\end{aligned}$$

and

$$\begin{aligned}
E [\mathcal{B}^2(s)\mathcal{B}^2(t)] &= E \{ [W(s) - sW(1)]^2 [W(t) - tW(1)]^2 \} \\
&= E \{ [W^2(s) - 2sW(s)W(1) + s^2W^2(1)] [W^2(t) - 2tW(t)W(1) + t^2W^2(1)] \} \\
&= E [W^2(s)W^2(t) - 2tW^2(s)W(t)W(1) + t^2W^2(s)W^2(1)] \\
&\quad - 2sE [W(s)W^2(t)W(1) - 2tW(s)W(t)W^2(1) + t^2W(s)W^3(1)] \\
&\quad + s^2E [W^2(t)W^2(1) - 2tW(t)W^3(1) + t^2W^4(1)] \\
&= (1-2t)[3s^2 + s(t-s)] + t^2[3s^2 + s(1-s)] \\
&\quad - 2s \{ [3st] - 2t[3s^2 + s(1-s) + 2s(t-s)] + t^2[3s] \} \\
&\quad + s^2 \{ [3t^2 + t(1-t)] - 6t^2 + [3t^2] \} \\
&= 2s^2 + st - 5s^2t - st^2 + 3s^2t^2.
\end{aligned}$$

Thus, it follows that

$$\begin{aligned}
\text{Cov}(\mathcal{B}^2(s), \mathcal{B}^2(t)) &= E [\mathcal{B}^2(s)\mathcal{B}^2(t)] - E [\mathcal{B}^2(s)] E [\mathcal{B}^2(t)] \\
&= 2s^2 + st - 5s^2t - st^2 + 3s^2t^2 - s(1-s)t(1-t) \\
&= 2s^2(1-t)^2.
\end{aligned}$$

A.4 Proof of Theorem 4

The continuum limit of the Lagrange auxiliary equation is obtained from

$$2(1-s)^2 \int_0^s t^2 \psi(t) dt + 2s^2 \int_s^1 (1-t)^2 \psi(t) dt \propto 1,$$

a constant for all $s \in [\varepsilon, 1-\varepsilon]$ and $\varepsilon \in (0, 1/2)$, and is given by

$$-4(1-s) \int_0^s t^2 \psi(t) dt + 4s \int_s^1 (1-t)^2 \psi(t) dt = 0 \quad (\text{A.2})$$

because $2(1-s)^2 s^2 \psi(s) - 2s^2(1-s)^2 \psi(s) = 0$ for all $s \in [\varepsilon, 1-\varepsilon]$. Equation (A.2) is an integral equation, known as the Fredholm equation, which does not have a general solution. Here, we solve it by converting it into a differential equation.

Differentiate the both sides of Equation (A.2) to obtain

$$\int_0^s t^2 \psi(t) dt + \int_s^1 (1-t)^2 \psi(t) dt - s(1-s)\psi(s) = 0 \quad (\text{A.3})$$

Differentiating the both sides of Equation (A.3), we obtain

$$\psi'(s) - 2 \left[\frac{1}{1-s} - \frac{1}{s} \right] \psi(s) = 0 \quad (\text{A.4})$$

Applying the method of separation of variables, we get the solution to Equation (A.4):

$$\psi(t) = \frac{c_0}{t^2(1-t)^2} \quad (t \in [\varepsilon, 1-\varepsilon]), \quad (\text{A.5})$$

for some positive constant c_0 .

Note that $\psi(\cdot)$ on $(0, \varepsilon)$ and $(1 - \varepsilon, 1)$ must satisfy the condition (A.2):

$$-4(1-s) \int_0^\varepsilon t^2 \psi(t) dt + 4s \int_{1-\varepsilon}^1 (1-t)^2 \psi(t) dt - 4(1-s) \int_\varepsilon^s \frac{c_0}{(1-t)^2} dt + 4s \int_s^{1-\varepsilon} \frac{c_0}{t^2} dt = 0 \quad (\text{A.6})$$

for all $s \in [\varepsilon, 1 - \varepsilon]$. We need to show that such a $\psi(\cdot)$ exists. Taking $\psi(t) = \frac{c_0 h(\varepsilon)}{t^2(1-t)^2}$ with $h(\varepsilon) = 1/\varepsilon$, for example, we have for the left hand side of (A.6):

$$\begin{aligned} & 4[s - (1-s)] \int_0^\varepsilon \frac{c_0 h(\varepsilon)}{(1-t)^2} dt - 4(1-s) \left[\frac{c_0}{1-t} \Big|_\varepsilon^s \right] + 4s \left[-\frac{c_0}{t} \Big|_s^{1-\varepsilon} \right] \\ &= 4(2s-1)c_0 h(\varepsilon) \frac{\varepsilon}{1-\varepsilon} + 4(1-2s)c_0 \frac{1}{1-\varepsilon} \\ &= 0. \end{aligned}$$

Now, letting $\varepsilon \rightarrow 0$, we obtain from (A.5) that

$$\psi(t) = \frac{c_0}{t^2(1-t)^2} \quad (t \in (0, 1)), \quad (\text{A.7})$$

completing the proof.

A.5 Proof of Theorem 5

Let $h(t) = f(t)\psi^{-1/2}(t)$. Recall from Anderson and Darling (1952) that

$$h''(t) + \lambda \psi(t) h(t) = 0.$$

In the proof, we work with the following transformation

$$x = 2t - 1 \quad \text{and, thereby,} \quad t = (1+x)/2, \quad (x \in [-1+2\varepsilon, 1-2\varepsilon]).$$

So have $\psi(t = (1+x)/2) = 16/(1-x^2)^2$ and $g(x) = f(t = (1+x)/2)\psi^{-1/2}(t = (1+x)/2) = \frac{1}{4}(1-x^2)f(t = (1+x)/2) = \frac{1}{4}(1-x^2)\tilde{f}(x)$. Thus,

$$g'(x) = \frac{1}{4} \left[(1-x^2)\tilde{f}'(x) - 2x\tilde{f}(x) \right]$$

and

$$g''(x) = \frac{1}{4} \left[(1-x^2)\tilde{f}''(x) - 4x\tilde{f}'(x) - 2\tilde{f}(x) \right].$$

It follows from

$$g''(x) + \frac{4\lambda}{(1-x^2)^2} g(x) = 0 \quad (\text{A.8})$$

that

$$(1-x^2)\tilde{f}''(x) - 4x\tilde{f}'(x) + \left[\frac{4\lambda}{1-x^2} - 2 \right] \tilde{f}(x) = 0 \quad (\text{A.9})$$

The second-order differential equation (A.9) can be solved with Mathematica (Wolfram Research Inc., 2022) or the trial solution method with

$$y(x) = c(1-x^2)^{-\tau} e^{\xi \arctanh(x)}$$

where c , τ , and ξ are constant, $\text{arctanh}(\cdot)$ is the inverse of the hyperbolic function \tanh :

$$\text{arctanh}(x) = \frac{1}{2} \ln \frac{1+x}{1-x} \quad (x \in (-1, 1)).$$

The general solution is given by

$$y(x) = c_1(1-x^2)^{-\frac{1}{2}} e^{\xi_1 \text{arctanh}(x)} + c_2(1-x^2)^{-\frac{1}{2}} e^{\xi_2 \text{arctanh}(x)} \quad (\text{A.10})$$

where ξ_1 and ξ_2 are the two roots of the quadratic function

$$\xi^2 + 4\lambda - 1 = 0.$$

Incidentally, it is easy to see that the finite-sample counterpart covariance matrix is *doubly symmetric*, *i.e.*, symmetric about both the main diagonal and the secondary diagonal; See Makhoul (1981), Cantoni and Butler (1976b), and Cantoni and Butler (1976a) for more details.

If $\lambda \leq 1/4$, then the general solution $y(x)$ is given as

$$y(x) = (1-x^2)^{-\frac{1}{2}} \left[c_1 e^{-\theta \text{arctanh}(x)} + c_2 e^{\theta \text{arctanh}(x)} \right]$$

where $\theta = \sqrt{1-4\lambda}$. Making use of the following basic calculus results

$$\int (1-x^2)^{-\frac{3}{2}} e^{\theta \text{arctanh}(x)} dx = -\frac{(\theta-x)(1-x^2)^{-\frac{1}{2}} e^{\theta \text{arctanh}(x)}}{1-\theta^2} + C,$$

$$\int x(1-x^2)^{-\frac{3}{2}} e^{\theta \text{arctanh}(x)} dx = -\frac{(\theta x-1)(1-x^2)^{-\frac{1}{2}} e^{\theta \text{arctanh}(x)}}{1-\theta^2} + C,$$

$$\int (1-x^2)^{-\frac{3}{2}} e^{-\theta \text{arctanh}(x)} dx = \frac{(\theta+x)(1-x^2)^{-\frac{1}{2}} e^{-\theta \text{arctanh}(x)}}{1-\theta^2} + C,$$

and

$$\int x(1-x^2)^{-\frac{3}{2}} e^{-\theta \text{arctanh}(x)} dx = \frac{(\theta x+1)(1-x^2)^{-\frac{1}{2}} e^{-\theta \text{arctanh}(x)}}{1-\theta^2} + C,$$

where C is a constant, we can see that non-trivial solutions require that the integral equation, *i.e.*,

$$\begin{aligned} & (1-x^2)^{-\frac{1}{2}} \left[c_1 e^{\theta \text{arctanh}(x)} + c_2 e^{-\theta \text{arctanh}(x)} \right] \\ = & -\frac{c_1(\theta-1)(1+y)(1-y^2)^{-\frac{1}{2}} e^{\theta \text{arctanh}(x)}}{1-\theta^2} \Bigg|_{-1+2\varepsilon}^x \frac{2\lambda}{1+x} \\ & + \frac{c_2(\theta+1)(1+y)(1-y^2)^{-\frac{1}{2}} e^{-\theta \text{arctanh}(x)}}{1-\theta^2} \Bigg|_{-1+2\varepsilon}^x \frac{2\lambda}{1+x} \\ & - \frac{c_1(\theta+1)(1-y)(1-y^2)^{-\frac{1}{2}} e^{\theta \text{arctanh}(x)}}{1-\theta^2} \Bigg|_x^{1-2\varepsilon} \frac{2\lambda}{1-x} \\ & + \frac{c_2(\theta-1)(1-y)(1-y^2)^{-\frac{1}{2}} e^{-\theta \text{arctanh}(x)}}{1-\theta^2} \Bigg|_x^{1-2\varepsilon} \frac{2\lambda}{1-x} \end{aligned}$$

holds for all $x \in [-1 + 2\varepsilon, 1 - 2\varepsilon]$ and with some c_1 and c_2 with $c_1^2 + c_2^2 \neq 0$. This condition is easy to be simplified to be

$$2\varepsilon(1 + \theta)e^{\theta \operatorname{arctanh}(1-2\varepsilon)} + 2\varepsilon(1 - \theta)e^{-\theta \operatorname{arctanh}(1-2\varepsilon)} = 0.$$

Since $0 \leq \theta \leq 1$, there are no non-trivial solution if $\lambda \leq 1/4$.

If $\lambda > 1/4$, then routine algebraic operations on complex numbers lead to the general solution $y(x)$ given as

$$y(x) = \frac{1}{(1 - x^2)^{\frac{1}{2}}} [c_1 \cos(\theta \operatorname{arctanh}(x)) + c_2 \sin(\theta \operatorname{arctanh}(x))], \quad (\text{A.11})$$

where $\theta = 2\omega = \sqrt{4\lambda - 1}$. To find solutions satisfying the integral equation (4.1), we shall make use of the following indefinite integrals

$$\int (1 - x^2)^{-3/2} \sin(\theta \operatorname{arctanh}(x)) dx = \frac{-\theta \cos(\theta \operatorname{arctanh}(x)) + x \sin(\theta \operatorname{arctanh}(x))}{(1 + \theta^2)\sqrt{1 - x^2}} + C,$$

$$\int (1 - x^2)^{-3/2} \cos(\theta \operatorname{arctanh}(x)) dx = \frac{x \cos(\theta \operatorname{arctanh}(x)) + \theta \sin(\theta \operatorname{arctanh}(x))}{(1 + \theta^2)\sqrt{1 - x^2}} + C,$$

$$\int x(1 - x^2)^{-3/2} \sin(\theta \operatorname{arctanh}(x)) dx = \frac{-\theta x \cos(\theta \operatorname{arctanh}(x)) + \sin(\theta \operatorname{arctanh}(x))}{(1 + \theta^2)\sqrt{1 - x^2}} + C,$$

and

$$\int x(1 - x^2)^{-3/2} \cos(\theta \operatorname{arctanh}(x)) dx = \frac{\cos(\theta \operatorname{arctanh}(x)) + \theta x \sin(\theta \operatorname{arctanh}(x))}{(1 + \theta^2)\sqrt{1 - x^2}} + C,$$

where C is a constant. The left hand side of (4.1) is given by

$$\begin{aligned} & \lambda \int_{\varepsilon}^{1-\varepsilon} (\min(t, s) - ts) \sqrt{\psi(t)} \sqrt{\psi(s)} f(s) ds \\ = & \lambda \sqrt{\psi(t)} (1 - t) \int_{\varepsilon}^t s \sqrt{\psi(s)} f(s) ds + \lambda \sqrt{\psi(t)} t \int_t^{1-\varepsilon} (1 - s) \sqrt{\psi(s)} f(s) ds \end{aligned}$$

with

$$\begin{aligned} & \int_{\varepsilon}^t s \sqrt{\psi(s)} f(s) ds \\ \stackrel{y=2s-1}{=} & \int_{-1+2\varepsilon}^x (1 + y)(1 - y^2)^{-\frac{3}{2}} [c_1 \cos(\theta \operatorname{arctanh}(y)) + c_2 \sin(\theta \operatorname{arctanh}(y))] dy \\ = & c_1 \frac{(1 + y) \cos(\theta \operatorname{arctanh}(y)) + \theta(1 + y) \sin(\theta \operatorname{arctanh}(y))}{(1 + \theta^2)\sqrt{1 - y^2}} \Big|_{-1+2\varepsilon}^x \\ & + c_2 \frac{-\theta(1 + y) \cos(\theta \operatorname{arctanh}(y)) + (1 + y) \sin(\theta \operatorname{arctanh}(y))}{(1 + \theta^2)\sqrt{1 - y^2}} \Big|_{-1+2\varepsilon}^x \end{aligned}$$

and

$$\begin{aligned}
& \int_t^{1-\varepsilon} (1-s)\sqrt{\psi(s)}f(s)ds \\
\stackrel{y=2s-1}{=} & \int_{-1+2\varepsilon}^x (1-y)(1-y^2)^{-\frac{3}{2}} [c_1 \cos(\theta \operatorname{arctanh}(y)) + c_2 \sin(\theta \operatorname{arctanh}(y))] dy \\
= & c_1 \frac{(y-1)\cos(\theta \operatorname{arctanh}(y)) + \theta(1-y)\sin(\theta \operatorname{arctanh}(y))}{(1+\theta^2)\sqrt{1-y^2}} \Big|_x^{1-2\varepsilon} \\
& + c_2 \frac{\theta(y-1)\cos(\theta \operatorname{arctanh}(y)) + (y-1)\sin(\theta \operatorname{arctanh}(y))}{(1+\theta^2)\sqrt{1-y^2}} \Big|_x^{1-2\varepsilon}.
\end{aligned}$$

Equating $f(t)$ and $\lambda \int_0^1 (\min(t, s) - ts) \sqrt{\psi(t)} \sqrt{\psi(s)} f(s) ds$, with standard calculus operations, we can obtain

$$c_1 A(x) + c_2 B(x) = 0,$$

where, omitting tedious details of derivation,

$$\begin{aligned}
A(x) &= \frac{(1+y)\cos(\theta \operatorname{arctanh}(y)) + \theta(1+y)\sin(\theta \operatorname{arctanh}(y))}{2\sqrt{1-y^2}} \Big|_{-1+2\varepsilon}^x \frac{1}{1+x} \\
&+ \frac{(y-1)\cos(\theta \operatorname{arctanh}(y)) + \theta(1-y)\sin(\theta \operatorname{arctanh}(y))}{2\sqrt{1-y^2}} \Big|_x^{1-2\varepsilon} \frac{1}{1-x} \\
&- \frac{\cos(\theta \operatorname{arctanh}(x))}{(1-x^2)^{\frac{1}{2}}} \\
= & \frac{-\varepsilon \cos(\theta \operatorname{arctanh}(1-2\varepsilon)) + \varepsilon \theta \sin(\theta \operatorname{arctanh}(1-2\varepsilon))}{\sqrt{\varepsilon(1-\varepsilon)}} \frac{1}{1-x^2}
\end{aligned}$$

and

$$\begin{aligned}
B(x) &= \frac{-\theta(1+y)\cos(\theta \operatorname{arctanh}(y)) + (1+y)\sin(\theta \operatorname{arctanh}(y))}{2\sqrt{1-y^2}} \Big|_{-1+2\varepsilon}^x \frac{1}{1+x} \\
&+ \frac{\theta(y-1)\cos(\theta \operatorname{arctanh}(y)) + (y-1)\sin(\theta \operatorname{arctanh}(y))}{2\sqrt{1-y^2}} \Big|_x^{1-2\varepsilon} \frac{1}{1-x} \\
&- \frac{\sin(\theta \operatorname{arctanh}(x))}{(1-x^2)^{\frac{1}{2}}} \\
= & - \frac{\varepsilon \theta \cos(\theta \operatorname{arctanh}(1-2\varepsilon)) + \varepsilon \sin(\theta \operatorname{arctanh}(1-2\varepsilon))}{\sqrt{\varepsilon(1-\varepsilon)}} \frac{x}{1-x^2}.
\end{aligned}$$

The non-trivial solutions require that with $c_1^2 + c_2^2 \neq 0$, $c_1 A(x) + c_2 B(x) = 0$ for all $x \in [-1+2\varepsilon, 1-2\varepsilon]$. This amounts to requiring

$$\cos(\theta \operatorname{arctanh}(1-2\varepsilon)) - \theta \sin(\theta \operatorname{arctanh}(1-2\varepsilon)) = 0 \quad (\text{A.12})$$

for $A(x) = 0$, that is,

$$\tan\left(\omega \ln \frac{1-\varepsilon}{\varepsilon}\right) = \frac{1}{2\omega}, \quad (\text{A.13})$$

and

$$\theta \cos(\theta \operatorname{arctanh}(1 - 2\varepsilon)) + \sin(\theta \operatorname{arctanh}(1 - 2\varepsilon)) = 0 \quad (\text{A.14})$$

for $B(x) = 0$, that is,

$$\tan\left(\omega \ln \frac{1 - \varepsilon}{\varepsilon}\right) = -2\omega. \quad (\text{A.15})$$

It is easy to see that the claimed results follow (A.13) and (A.15).

Regarding the claim on the presentation of the eigenvalue problem as a Sturm-Liouville problem, we prove it by establishing Robin boundary conditions for the fundamental initial conditions (A.12) and (A.14). For notational convenience, here we take $a = -1 + 2\varepsilon$ and $b = 1 - 2\varepsilon$. Differentiate (A.11) to obtain

$$\begin{aligned} y'(x) &= c_1(1 - x^2)^{-\frac{3}{2}} [x \cos(\theta \operatorname{arctanh}(x)) - \theta \sin(\theta \operatorname{arctanh}(x))] \\ &\quad + c_2(1 - x^2)^{-\frac{3}{2}} [x \sin(\theta \operatorname{arctanh}(x)) + \theta \cos(\theta \operatorname{arctanh}(x))], \end{aligned}$$

which implies that

$$\begin{aligned} [4\varepsilon(1 - \varepsilon)]^{\frac{3}{2}} y'(a) &= c_1 [(-1 + 2\varepsilon) \cos(\theta \operatorname{arctanh}(-1 + 2\varepsilon)) - \theta \sin(\theta \operatorname{arctanh}(-1 + 2\varepsilon))] \\ &\quad + c_2 [(-1 + 2\varepsilon) \sin(\theta \operatorname{arctanh}(-1 + 2\varepsilon)) + \theta \cos(\theta \operatorname{arctanh}(-1 + 2\varepsilon))] \end{aligned}$$

and

$$\begin{aligned} [4\varepsilon(1 - \varepsilon)]^{\frac{3}{2}} y'(b) &= c_1 [(1 - 2\varepsilon) \cos(\theta \operatorname{arctanh}(1 - 2\varepsilon)) - \theta \sin(\theta \operatorname{arctanh}(1 - 2\varepsilon))] \\ &\quad + c_2 [(1 - 2\varepsilon) \sin(\theta \operatorname{arctanh}(1 - 2\varepsilon)) + \theta \cos(\theta \operatorname{arctanh}(1 - 2\varepsilon))] \end{aligned}$$

Also, the values of $y(x)$ at the two end points are obtained from (A.11) as

$$[4\varepsilon(1 - \varepsilon)]^{\frac{1}{2}} y(a) = c_1 \cos(\theta \operatorname{arctanh}(-1 + 2\varepsilon)) + c_2 \sin(\theta \operatorname{arctanh}(-1 + 2\varepsilon))$$

and

$$[4\varepsilon(1 - \varepsilon)]^{\frac{1}{2}} y(b) = c_1 \cos(\theta \operatorname{arctanh}(1 - 2\varepsilon)) + c_2 \sin(\theta \operatorname{arctanh}(1 - 2\varepsilon))$$

Consider the following equivalent Robin boundary conditions

$$\begin{aligned} \alpha_1 [4\varepsilon(1 - \varepsilon)]^{\frac{1}{2}} y(a) + [4\varepsilon(1 - \varepsilon)]^{\frac{3}{2}} y'(a) &= 0 \\ \alpha_2 [4\varepsilon(1 - \varepsilon)]^{\frac{1}{2}} y(b) + [4\varepsilon(1 - \varepsilon)]^{\frac{3}{2}} y'(b) &= 0, \end{aligned}$$

that is,

$$\begin{aligned} 0 &= c_1 [(\alpha_1 - 1 + 2\varepsilon) \cos(\theta \operatorname{arctanh}(1 - 2\varepsilon)) + \theta \sin(\theta \operatorname{arctanh}(1 - 2\varepsilon))] \\ &\quad + c_2 [-(\alpha_1 - 1 + 2\varepsilon) \sin(\theta \operatorname{arctanh}(1 - 2\varepsilon)) + \theta \cos(\theta \operatorname{arctanh}(1 - 2\varepsilon))] \\ 0 &= c_1 [(\alpha_2 + 1 - 2\varepsilon) \cos(\theta \operatorname{arctanh}(1 - 2\varepsilon)) - \theta \sin(\theta \operatorname{arctanh}(1 - 2\varepsilon))] \\ &\quad + c_2 [(\alpha_2 + 1 - 2\varepsilon) \sin(\theta \operatorname{arctanh}(1 - 2\varepsilon)) + \theta \cos(\theta \operatorname{arctanh}(1 - 2\varepsilon))] \end{aligned}$$

For non-trivial solutions of $y(x)$, the determinant of the matrix of the coefficients in the above system of two linear equations must be zero. With routine algebraic operations, it is easy to see that this is satisfied if and only if $\alpha_1 = -2\varepsilon$ and $\alpha_2 = 2\varepsilon$. This leads to the Robin boundary conditions:

$$y(a) - 2(1 - \varepsilon)y'(a) = 0 \text{ and } y(b) + 2(1 - \varepsilon)y'(b) = 0.$$

From the Sturm-Liouville theory on the orthogonality of the solutions to (A.8) that satisfy Robin boundary conditions, it is known that

$$\int_{-1+2\varepsilon}^{1-2\varepsilon} \frac{1}{(1-x^2)^2} g_1(x)g_2(x)dx = 0 \quad (\text{A.16})$$

holds for any two different solutions $g_1(x)$ and $g_2(x)$. Note that $g(x) = f(t)\psi^{-\frac{1}{2}}(t)$ with $t = (1+x)/2$. Equation (A.17) can be written as

$$\frac{1}{2} \int_{-1+2\varepsilon}^{1-2\varepsilon} \frac{1}{4[t(1-t)]^2} \psi^{-1}(t)dt = \frac{1}{8} \int_{-1+2\varepsilon}^{1-2\varepsilon} f_1(t)f_2(t)dt = 0 \quad (\text{A.17})$$

This completes the proof.

References

- Anderson, T. W. and D. A. Darling (1952). Asymptotic theory of certain "goodness of fit" criteria based on stochastic processes. The annals of mathematical statistics, 193–212.
- Anderson, T. W. and D. A. Darling (1954). A test of goodness of fit. Journal of the American statistical association 49(268), 765–769.
- Cantoni, A. and P. Butler (1976a). Eigenvalues and eigenvectors of symmetric centrosymmetric matrices. Linear Algebra and its Applications 13(3), 275–288.
- Cantoni, A. and P. Butler (1976b). Properties of the eigenvectors of persymmetric matrices with applications to communication theory. IEEE Transactions on Communications 24(8), 804–809.
- Carmen Pardo, M., Y. Lu, and A. M. Franco-Pereira (2022). Extensions of empirical likelihood and chi-squared-based tests for ordered alternatives. Journal of Applied Statistics 49(1), 24–43.
- Cramér, H. (1928). On the composition of elementary errors. Scandinavian Actuarial Journal 1, 13–74.
- Cressie, N. and T. R. Read (1984). Multinomial goodness-of-fit tests. Journal of the Royal Statistical Society: Series B (Methodological) 46(3), 440–464.
- David, H. A. and H. N. Nagaraja (2004). Order statistics. John Wiley & Sons.
- Davies, R. B. (1980). Algorithm as 155: The distribution of a linear combination of χ^2 random variables. Applied Statistics, 323–333.
- Duchesne, P. and P. L. De Micheaux (2010). Computing the distribution of quadratic forms: Further comparisons between the liu–tang–zhang approximation and exact methods. Computational Statistics & Data Analysis 54(4), 858–862.
- Kolmogorov, A. (1933). Sulla determinazione empirica di una legge di distribuzione. G. Ist. Ital. Attuari 4, 83–91.
- Lehmann, E. L. and J. P. Romano (2005). Testing statistical hypotheses, Volume 3. Springer.
- Liu, C. (2022). Circularly symmetric tests of goodness-of-fit. Technical Report, Purdue University.

- Makhoul, J. (1981). On the eigenvectors of symmetric toeplitz matrices. IEEE Transactions on Acoustics, Speech, and Signal Processing 29(4), 868–872.
- Martin, R. and C. Liu (2015). Inferential models: reasoning with uncertainty, Volume 145. CRC Press.
- Pearson, K. (1900). On the criterion that a given system of deviations from the probable in the case of a correlated system of variables is such that it can be reasonably supposed to have arisen from random sampling. The London, Edinburgh, and Dublin Philosophical Magazine and Journal of Science 50(302), 157–175.
- Read, T. R. and N. A. Cressie (2012). Goodness-of-fit statistics for discrete multivariate data. Springer Science & Business Media.
- Shapiro, S. S. and M. B. Wilk (1965). An analysis of variance test for normality (complete samples). Biometrika 52(3/4), 591–611.
- Sinclair, C. and B. Spurr (1988). Approximations to the distribution function of the anderson—darling test statistic. Journal of the American Statistical Association 83(404), 1190–1191.
- Smirnov, N. V. (1939). On the deviation of the empirical distribution function. Rec. Math.[Mathematicheskii Sbornik] NS 6, 3–26.
- von Mises, R. E. (1928). Wahrscheinlichkeit. Statistik und Wahrheit.
- Wolfram Research Inc., M. (2022). Mathematica, Version 13.1. Champaign, IL, 2022.
- Zhang, J. (2002). Powerful goodness-of-fit tests based on the likelihood ratio. Journal of the Royal Statistical Society: Series B (Statistical Methodology) 64(2), 281–294.
- Zhang, J. (2010). Statistical inference with weak beliefs. Ph.D. thesis, Purdue University, West Lafayette, IN.