

Fine-tuning or top-tuning?

Transfer learning with pretrained features and fast kernel methods

Paolo Didier Alfano `paolodidier.alfano@edu.unige.it`
MaLgA - DIBRIS, University of Genova, Italy

Francesca Odone `francesca.odone@unige.it`
MaLgA - DIBRIS, University of Genova, Italy

Lorenzo Rosasco `lorenzo.rosasco@unige.it`
MaLgA - DIBRIS, University of Genova, Italy
Istituto Italiano di Tecnologia, Genova, Italy
CBMM - MIT, Cambridge, MA, USA

Vito Paolo Pastore `vito.paolo.pastore@unige.it`
MaLgA - DIBRIS, University of Genova, Italy

September 19, 2022

Abstract

The impressive performances of deep learning architectures is associated to massive increase of models complexity. Millions of parameters need be tuned, with training and inference time scaling accordingly. But is massive fine-tuning necessary? In this paper, focusing on image classification, we consider a simple transfer learning approach exploiting pretrained convolutional features as input for a fast kernel method. We refer to this approach as top-tuning, since only the kernel classifier is trained. By performing more than 2500 training processes we show that this top-tuning approach provides comparable accuracy w.r.t. fine-tuning, with a training time that is between one and two orders of magnitude smaller. These results suggest that top-tuning provides a useful alternative to fine-tuning in small/medium datasets, especially when training efficiency is crucial.

1 Introduction

In the last decade deep learning has led to unprecedented successes in computer vision, at par with human performances in several tasks[42, 95, 66]. In particular, Convolutional Neural Networks (CNNs)[65, 22, 74] proved successful in a wide range of domains[50], from medical images[3, 98, 90, 49]

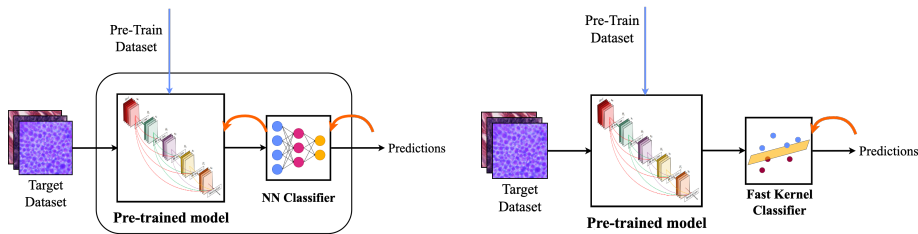


Figure 1: The two pipelines: orange arrows represents model weights update. (Left) The *Fine-Tuning* pipeline. All the model weights are updated. (Right) The *Top-tuning* pipeline. Only the fast kernel weights are updated.

to robotics [5, 2, 61, 44] and cyber-security[103, 51], to name a few examples. These advances have been associated to a frenetic increase in model complexity[89, 46, 102, 24, 94], demand for data[22, 56] and corresponding growth of computations[6]. Several solutions have been proposed to alleviate the need for labeled data, from few-shot learning[83, 96] to self supervision techniques[14, 100, 20], and also to reduce the inference time, e.g. via pruning techniques [75, 48, 54]. When resources are budgeted, training models from scratch can be prohibitive [47, 86]. Transfer learning[67, 104, 97] is an approach that can tackle both the issues of data scarcity[33] and long training times, by leveraging pre-trained models to solve new problems. In particular an approach very common in image classification[32, 79, 80] is the so called *fine-tuning*[101, 50], where the networks weights are initialized with pre-trained models and only (fine) tuned rather than being trained from scratch. We show such approach in Figure 1(Left),

In this paper, we consider a simple approach that uses convolutional features [81] produced by a state-of-the-art model pre-trained on ImageNet [13], with no further tuning. These features are used as input to train a fast and scalable kernel classifier [77, 58] trained anew. We refer to such approach as *top-tuning* and we show it in Figure 1(Right). This is a simple idea [34, 18, 23, 1], that we re-examine in the light of common practices for transfer learning using deep nets. In particular, we have in mind scenarios where computational resources are budgeted and fast training is relevant. This may be typical in applications like robotics, where multiple training needs to be done on the fly [52, 69].

Our study shows that top-tuning is a promising alternative to fine-tuning for small-medium sized datasets. Indeed top-tuning provides comparable accuracy w.r.t. fine-tuning (sometimes slightly worse, and sometimes slightly better), with training times between one and two orders of magnitude smaller. In our analysis we focus on three different aspects: (a) Target dataset: to ensure the generality of our empirical observations, we consider 32 target datasets (b) Pre-trained model: to evaluate the influence of a specific model, we consider six different pre-trained models (c) Pre-training dataset: to assess dependency on the source dataset, we consider four distinct datasets for pre-training. Accuracy and training times results are confirmed across the different considered

scenarios.

In summary, the main contributions of this work are: (1) A systematic empirical study, comparing top-tuning and fine-tuning approaches on a large ensemble from small to medium size datasets, with different pre-trained models. (2) We show the effectiveness of a quality pre-training, which prioritizes the number of classes to the number of samples.

2 Related works

In this section, we describe and compare recent papers relevant to our study. In [39] the authors evaluate the relationship between specific neural network architectures and transfer-learning, assessing whether models that achieve better performances on ImageNet show the same trend also on other vision tasks. They find that a model accuracy on the ImageNet pre-training task predicts fine-tuning performance on the target ones, with little or no benefit when fine-tuning on fine-grained dataset (i.e., stanford cars and FGVC aircraft). In [31] the authors perform an empirical investigation on ImageNet to identify the properties responsible for the outstanding performances when transfer knowledge from such dataset to various vision tasks. They pre-train AlexNet [43] on different subsets of ImageNet, varying the number of samples, classes, and the granularity. In [26] the authors focus on the impact of a Convolutional Neural Network’s (CNN) complexity on the training time, evaluating the accuracy with constrained time cost, considering the influence of different factors including depth, number of filters and filters size. In [38] the authors investigate on the paradigm of pre-training on large supervised datasets in a transfer-learning scenario for different vision tasks. They introduce a heuristic hyperparameters search procedure for transfer-learning, evaluating pre-training on different scales. In [55], different strategies to modify convolutional filters are proposed to speed-up the training and inference time for a CNN.

These works focus on transferability between different deep models or implementations, without specific references on training time comparison. In this paper, instead, we show that convolution features pre-trained on rich datasets such as ImageNet, provide general purpose pre-trained features which can be transferred to a new a task simply by training an external classifier, with a potential training time speed-up.

3 Methodology

The fine-tuning and top-tuning approaches are briefly described next, and illustrated in Figure 1. Given a state-of-the-art deep learning model pre-trained on a source dataset (e.g. ImageNet), and a target dataset of input-output pairs $\{(x_i, y_i)\}_{i=1}^n$ on which we solve a classification problem, we can perform two different transfer approaches:

1. *Fine-tuning*: in a typical architecture for image classification, convolu-

tional layers are followed by fully connected layers:

$$\Phi = \underbrace{\Phi_L \circ \Phi_{L-1} \circ \dots \circ \Phi_{C+1}}_{\text{Fully connected layers}} \circ \underbrace{\Phi_C \circ \dots \circ \Phi_1}_{\text{Convolutional layers}} . \quad (1)$$

In the basic idea of transfer learning by *fine-tuning*, fully connected layers are updated on the top of the pre-trained architecture. Then the model is fine tuned the model to the new task. Notice that this procedure may update both the parameters of the fully connected and of the pre-trained part in an end-to-end fashion minimizing an empirical error via back-propagation.

2. *Top-tuning*: in the top-tuning approach we consider the representation Φ given by:

$$\Phi = \underbrace{\Psi}_{\text{Kernel feature map}} \circ \underbrace{\Phi_C \circ \dots \circ \Phi_1}_{\text{Convolutional layers}} . \quad (2)$$

where Ψ is a typically infinite dimensional feature map corresponding to a kernel $k(z, z')$ on the pre-trained features. In our experiments, we consider the Gaussian kernel $k(z, z') = e^{-\frac{\|z-z'\|^2}{2\gamma^2}}$, where γ is the kernel width. Unlike before, here the convolutional features Φ_C, \dots, Φ_1 are assumed to be pre-trained but then fixed. The only free parameters W are computed by a ridge regression procedure minimizing:

$$\sum_{i=1}^n \|W\Phi(x_i) - \mathbf{y}_i\|^2 + \lambda \|W\|_F^2 \quad (3)$$

where $\|\cdot\|_F$ if the Frobenious norm, λ is a regularization parameter. To make ridge classifier massively faster we can rely on the representer theorem[78] and Nystrom approximation[63]. All the details about this procedure can be found in[77, 58]. The resulting model can then be seen as an external classifier running on top of the pre-trained features.

3.1 Hyper-parameters tuning

In this section we provide details about how we tune hyper-parameters for our analysis. For both fine-tuning and top-tuning approaches we use a five-fold cross validation approach.

Fine-tuning:

- Training steps: inspired by previous studies on a similar context[39] we limited this quantity to 20.000 training steps, coupled with an early stopping criterion.
- Early stopping: we monitor the validation loss with patience parameter equal to 10.
- Batch size: taking into account previous studies about batch size[82, 25, 57,

99, 4, 39] we compute it as: $b = \lfloor 2^{2 \cdot \log_{10}(n)-1} \rfloor$ where n is the number of points in the dataset.

- Optimizer: we use default Stochastic Gradient Descent (SGD). As suggested by [21], we use two different learning rates: $l = \{0.1, 0.01\}$

All the hyper-parameters for our neural network model are fixed but the learning rate. Hence we run one training instance per each considered learning rate value, taking the best performing one for the results. The training time reported in the results is the sum of the computational time requested for both the training instances.

Top-tuning:

- Kernel width: as shown in Equation 2, we use a kernel feature map Ψ corresponding to a Gaussian kernel. We use two different kernel width: $\gamma = \{10^2, 10^3\}$.

- Regularization: we consider two values for the regularization term: $\lambda = \{10^{-5}, 10^{-6}\}$

With two possible values for both kernel width and regularization, we run four different training instances, taking the best performing one for the results. The training time reported in the results is the sum of the computational time requested for the four training instances.

4 Empirical analysis

We now describe the details of the empirical analysis. We include 32 image classification datasets¹ in our experiments, including popular benchmarks, as well as more challenging small dimensional datasets. More details are available in the supplementary material.

We first compare fine-tuning and top-tuning in terms of accuracy and training time. Then, we consider six different pre-trained neural networks, to weight the results dependency w.r.t. the architecture. Next, we evaluate the importance of pre-training. Finally we provide preliminar results by using transformers as features extractor. All the experiments have been carried out on a single Quadro RTX 6000 GPU, 24Gb VRAM.

Fine-tuning vs Top-tuning on different target datasets. To compare fine-tuning and top-tuning approaches, we first fix the neural network model and the pre-training dataset, considering an ImageNet pre-trained DenseNet201 [30]

¹AFHQ (AF) [9], Beans (BE) [45], Best artworks (BA) [7], Boat types (BT) [12], Caltech-101 (C101) [17], Cassava (CSV) [60], Cats vs Dogs (CVSD) [16], Chest xray (CXRAY) [36], CIFAR10 (CIF10) [41], CIFAR100 (CIF100) [41], Citrus leaves (CLV) [73], Colorectal hist (COL) [35], Deep weeds (DW) [64], DTD (DTD) [11], EuroSAT (ES) [28], FGVC Aircraft (AIR) [53], Footb vs Rugby (FVSR) [19], Gemstones (GEM) [8], Hors or Hum (HVSH) [59], iCubWorld subset (ICUB) [69], Indian Food (IF) [71], Make No Make (MVSNN) [87], Malaria (MAL) [72], Meat quality (MQA) [93], Oxford Flowers (OF) [62], Oxford-IIIT Pets (OP) [68], Plankton (PL) [70], Sars Covid (SCOV) [84], Stanford Cars (SC) [40], Stanford Dogs (SD) [37], Tensorflow Fl(TFF) [92], Weather (MW) [85]

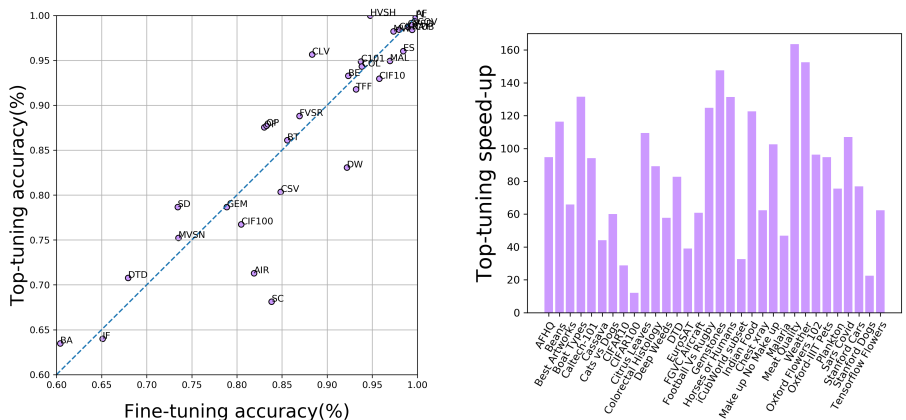


Figure 2: Overall results on different target datasets. (Left) Accuracies obtained over different target datasets. Each point represents a dataset. Accuracy obtained by the best fine-tuning model on the x-axis, and by the best top-tuning model on the y-axis. (Right) Speed-up obtained by the top-tuning model w.r.t. the fine-tuning one. Each column represents a dataset.

architecture. This model represents a good compromise between predictive power and size in terms of number of parameters. We consider the 6 different configurations defined in subsection 3.1 averaging the results of a 5-folded procedure over the 32 datasets, resulting in $6 \cdot 5 \cdot 32 = 960$ distinct training processes.

In Figure 2(Left) we show the overall accuracy results. Each point represents a different dataset. Its position is given by the accuracy obtained by the best fine-tuning configuration on the x-axis, and by the best top-tuning configuration on the y-axis. The diagonal is marked for readability purposes. Intuitively, when a point is lying below the diagonal, the fine-tuning model is performing better w.r.t the top-tuning one, and viceversa.

Most of the datasets lie around the diagonal, showing similar accuracy between fine-tuning and top-tuning methods. Indeed, $\Delta Acc = Acc_{top-tuning} - Acc_{fine-tuning} \in [-2.5\%, +2.5\%]$ in 60% of our experiments. Only on few datasets, e.g. FGVC aircraft and Stanford Cars(SC), fine-tuning provides a benefit. This behaviour could be related to two factors. (i) Representation in ImageNet: as pointed out by [39], in ImageNet cars and planes are represented at a coarse-grained level. For instance, ImageNet contains only two planes classes; (ii) Dataset hardness in terms of number of classes, granularity and number of images per class.

In Figure 2 (Right) we show the overall results in terms of training time. Each column refers to a different dataset, reporting the speed-up obtained when avoiding fine-tuning. The top-tuning models are always highly faster to train than the fine-tuning ones. The speed-up is in range $[10,150]$ with mean 84.64 ± 38.97 across the datasets. On larger datasets, e.g. CIFAR100, the training time

Dataset	ΔAcc	SpUp	Dataset	ΔAcc	SpUp
AFHQ	+0.10%	94.70 \times	Football vs Rugby	+1.90%	124.8 \times
Beans	+0.90%	116.3 \times	Gemstones	-0.20%	147.6 \times
Best artworks	+3.10%	65.90 \times	Horses or Humans	+5.20%	131.3 \times
Boat types	+0.50%	131.5 \times	iCub World subset	-1.00%	32.60 \times
Caltech-101	+1.10%	94.00 \times	Indian Food	-1.10%	122.6 \times
Cassava	-4.50%	44.00 \times	Make up	+1.70%	102.5 \times
Cats vs Dogs	-0.20%	60.00 \times	Malaria	-2.00%	46.80 \times
Chest xray	+0.50%	62.40 \times	Meat Quality	+0.00%	163.6 \times
CIFAR10	-2.80%	28.90 \times	Oxford Flowers102	+4.50%	96.30 \times
CIFAR100	-3.70%	12.10 \times	Oxford-IIIT Pets	+4.50%	94.60 \times
Citrus leaves	+7.30%	109.5 \times	Plankton	+0.00%	75.50 \times
Colorect. histology	+0.50%	89.20 \times	Sars Covid	-0.40%	107.0 \times
Deep weeds	-9.10%	57.70 \times	Stanford Cars	-15.7%	76.90 \times
DTD	+2.90%	82.80 \times	Stanford Dogs	+5.20%	22.50 \times
EuroSAT	-2.40%	39.10 \times	Tensorflow flowers	-1.40%	62.40 \times
FGVC Aircraft	-10.6%	60.90 \times	Weather	+0.90%	152.4 \times

Table 1: Quantitative results about the analysis on different datasets. The second column reports the $\Delta Acc = Acc_{top-tuning} - Acc_{fine-tuning}$. The third one refers to the corresponding speed-up obtained when using the top-tuning procedure.

was reduced from ~ 2 hours to ~ 10 minutes; computed as the training time sum of the two fine-tuning and four top-tuning configurations, respectively.

We can relate the faster training time to: (i) number of parameters: top-tuning model have a number of parameters on average two order of magnitude lower than the fine-tuning ones; (ii) impact of backpropagation: every layer needs to wait the subsequent layer computation.

Table 1 summarizes the quantitative results obtained with our experiments both in terms of accuracy and training time speed-up.

Lastly, although in this work we do not focus on inference time, we report for completeness that the two pipelines needed similar time for prediction.

Results with different pre-trained neural networks. We extend the results obtained with DenseNet201 on five state-of-the art pre-trained models: (i) EfficientNetB0 [91]; (ii) InceptionResNetV2 [88]; (iii) MobileNetV2[29]; (iv) ResNet152[27]; (v) Xception[10].

We test these models on four different datasets where: fine-tuning has only marginal benefits (Caltech-101, CIFAR100), top-tuning approach provides better results w.r.t. fine-tuning (DTD), and fine-tuning outperforms top-tuning approach (Stanford Cars).

The training procedure is analogous to the one performed for DenseNet201 with 5 additional models and the subset of 4 datasets, performing 600 additional training processes.

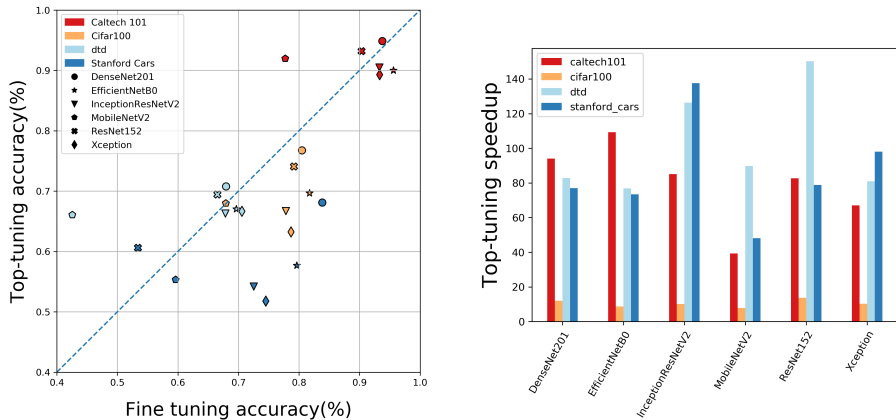


Figure 3: Overall results on different pre-trained models. (Left) Accuracies obtained over different target datasets with different pre-trained models. (Right) Speed-up obtained by the top-tuning model w.r.t the fine-tuning one for each dataset and for each pre-trained model.

	Caltech-101		CIFAR100		DTD		Stanford Cars	
	ΔAcc	SpUp	ΔAcc	SpUp	ΔAcc	SpUp	ΔAcc	SpUp
DenseN201	+1.10%	94.00	-3.70%	12.1	+2.90%	82.80	-15.7%	76.90
Eff.NB0	-5.60%	109.3	-12.1%	8.70	-2.60%	76.80	-21.9%	73.40
Inc.R.NV2	-2.80%	85.10	-11.1%	10.2	-1.50%	126.3	-18.3%	137.6
MobileNV2	+14.3%	39.40	+0.10%	7.90	+23.5%	89.80	-4.3%	48.10
ResN152	+2.90%	82.60	-5.10%	13.7	+2.90%	150.2	+7.2%	78.90
Xception	-4.00%	67.10	-15.4%	10.3	-3.90%	81.00	-22.7%	98.10

Table 2: Analysis on different pre-trained models: variation in accuracy (ΔAcc) and speedup (SpUp), between fine-tuning and top-tuning.

Figure 3 shows the overall results. Each color refers to a different target dataset, each symbol corresponds to a different pre-trained neural network. The additional neural networks show a similar trend to the one obtained by DenseNet201. Table 2 summarizes the quantitative results obtained both in terms of accuracy and training time speed-up. Such results suggest that our findings are low-dependent from the pre-trained neural network adopted.

The importance of the pre-training dataset. We now explore the results dependency on the pre-training dataset. To this purpose we consider three alternative pre-training datasets:

- **CIFAR100:** we consider CIFAR100 as a simplified version of ImageNet. With this dataset, we test the impact of reduced number of images, classes and image size.

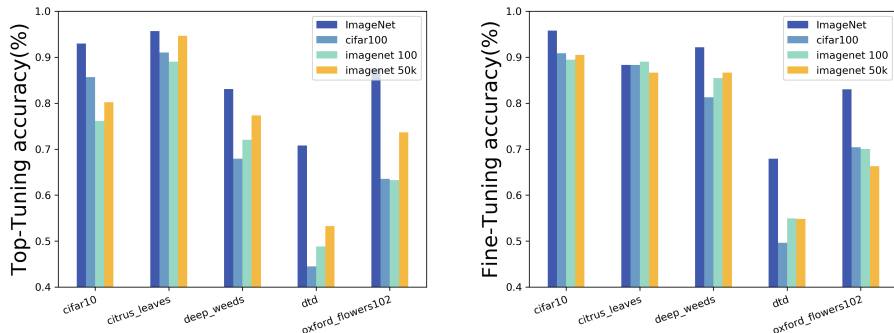


Figure 4: Overall results on different pretrains. For each target dataset, each color represents one of the four different pre-trains datasets. (Left) Accuracies obtained by top-tuning approach (Right) Accuracies obtained by fine-tuning approach.

- **ImageNet100:** we extract an ImageNet subset with the same number of images and classes of CIFAR100. To make this dataset as more similar as possible to CIFAR100 in terms of label semantic: 75% of labels selected from ImageNet is the same in CIFAR100, 15% of them are similar and 10% are different. With this dataset, we test the impact of image quality on the obtained results.
- **ImageNet 50k:** we extract an ImageNet subset that contains all the classes in ImageNet with the same number of data points contained in CIFAR100, that is 50k. The obtained dataset has 1000 classes with only 50 points per class. With this dataset, we test how the total number of classes affects the obtained results.

First, we train a DenseNet201 model from scratch on each of the three pre-training datasets. Then, we apply the two investigated pipelines on five target datasets: one of the most difficult and one of the easiest datasets for both approaches (DTD and CIFAR10, respectively), one where top-tuning approach outperforms fine-tuning (Citrus Leaves) and the opposite case (Deep Weeds). Lastly, we consider the fine grained Oxford Flowers 102. With five target datasets, three different pre-training, we perform 450 additional training instances.

Figure 4(Left) refers to top-tuning accuracy for each pre-train. ImageNet pre-training brings to the best results on the target datasets. ImageNet 50k is the best alternative, suggesting that the number of classes for the pre-training dataset has a great impact on the top-tuning approach. The only exception corresponds to CIFAR10, where CIFAR100 corresponds to the best pre-train. This behavior depends on CIFAR10 being de facto a CIFAR100 subset.

Figure 4(Right) refers to fine-tuning accuracy for each pre-train. ImageNet pre-training corresponds to the best accuracy. The difference between the other

		CIFAR10	Citrus Leaves	Deep Weeds	DTD	Oxf Flow
Top-Tn.	CIFAR100	7.30%	4.7%	15.2%	26.3%	24.0%
	ImageNet100	16.8%	6.7%	11.1%	22.0%	24.3%
	ImageNet 50k	12.7%	1.0%	5.70%	17.5%	13.9%
Fine-Tn.	CIFAR100	4.9%	0.0%	10.9%	18.3%	12.6%
	ImageNet100	6.3%	-0.6%	6.7%	13.0%	13.0%
	ImageNet 50k	5.3%	1.7%	5.5%	13.1%	16.7%

Table 3: Accuracy drops for pre-training alternative to ImageNet. Each column represents a different target dataset, each row a different pre-train source. The reported value corresponds to the accuracy drop w.r.t. the original ImageNet pre-training. The lower the value, the better.

pre-training configurations is marginal. This is probably due to the fine-tuning training procedure, which mitigates the weight of different pre-training. Table 3 summarizes the quantitative results in terms of accuracy drop w.r.t. the original ImageNet pre-training.

Preliminary results with transformers. In the last few years a new generation of models, called *transformers*, has been introduced. Such models are usually composed by hundreds of million of parameters, obtaining state-of-the-art performances. Commonly, they are pre-trained on an extended version of ImageNet called ImageNet21k[76]. In the following experiments we replace the first convolutional part of the pipeline with a Vision Transformer(ViT-L/16) as presented in [15]. With 32 target datasets for the top-tuning approach and 2 target datasets for the fine-tuning one, we perform 650 additional training processes.

For the top-tuning pipeline, we were able to replicate our analysis on all the 32 target datasets. We report the results in Table 4, where $\Delta Acc = Acc_{\text{Transform}} - Acc_{\text{Conv}}$ is the accuracy gain of transformer w.r.t. the usual DenseNet201. On average $\Delta Acc = 4.58\% \pm 5.36\%$ showing good improvements by using the pre-trained transformer as features extractor.

For the fine-tuning approach, due to long training times, we could not replicate the analysis on all the datasets. We carried out the whole analysis on two small datasets (Citrus Leaves and Oxford Flowers) where we reached an absolute accuracy of 97.5% and 99.1%, respectively. If we compare these values with the ones obtained by the top-tuning pipeline (98.3% and 99.5%, respectively) the results confirm the marginal accuracy benefits of fine-tuning a transformer model. On the training time, we obtain an even more remarkable speedup the speedup ($226.19\times$ and $185.05\times$, respectively).

Dataset	ΔAcc	Dataset	ΔAcc	Dataset	ΔAcc	Dataset	ΔAcc
AFHQ	-0.03%	CIF10	5.92%	Foot Ru	8.98%	Oxf Flo	12.0%
Beans	3.91%	CIF100	14.56%	Gemst	6.08%	Oxf Pet	5.75%
Best art	10.1%	Citr lea	2.67%	Hor Hu	0.00%	Plankt	0.00%
Boat	7.89%	Col hist	0.72%	iCub	0.12%	Sa Cov	-0.96%
Cal101	1.78%	Deep w	11.1%	Ind Fd	13.0%	St Cars	4.72%
Cassav	8.07%	DTD	9.98%	MkNoM	7.02%	St Dog	13.7%
Cat Do	1.14%	EuSAT	0.87%	Malaria	1.84%	Ten Fl	6.98%
Ch xra	-0.65%	FG Air	-9.40%	Meat qu	-0.63%	Weath	-0.53%

Table 4: Analysis on the transformer model for the top-tuning pipeline. $\Delta Acc = Acc_{\text{Transform}} - Acc_{\text{Conv}}$ is the accuracy gain of transformer model w.r.t. convolutional model

5 Conclusions

A popular solution to deal with scarcity of training data is fine-tuning a pre-trained model. However, fine-tuning may require significant computational resources, in terms of data need, training time, GPU-CPU involvement and memory usage. This is due to backpropagation and the potentially huge amount of parameters involved.

An alternative consists in adopting a pre-trained model as-it-is as features extractor, coupling it with a classifier. In this work, we discuss benefits and costs of this alternative, when a fast kernel classifier is adopted, reporting a wide experimental analysis involving 32 target datasets, 99 different settings, through 2660 distinct training processes.

Most of our experiments, confirm that fine-tuning has only marginal benefits, w.r.t. top-tuning approach. In 60% of our experiments, in fact, ΔAcc between fine-tuning and top-tuning is in range $[-2.5\%, +2.5\%]$. Furthermore, using a pre-trained model just as a feature extractor corresponds to a huge reduction in terms of training time, even from hours to few minutes in different scenarios. Finally, our results show that the marginal benefit of fine-tuning is low dependent from the neural network architecture used as pre-trained model. On the other hand, the choice of an appropriate pre-training dataset has a significant impact on the accuracy, especially in the case of top-tuning.

References

- [1] Alessandro Achille, Michael Lam, Rahul Tewari, Avinash Ravichandran, Subhansu Maji, Charless C. Fowlkes, Stefano Soatto, and Pietro Perona. Task2vec: Task embedding for meta-learning. *CoRR*, abs/1902.03545, 2019.
- [2] Ulysse Côté Allard, François Nougarou, Cheikh Latyr Fall, Philippe Giguère, Clément Gosselin, François Laviolette, and Benoit Gosselin. A

- convolutional neural network for robotic arm guidance using semg based frequency-features. In *2016 IEEE/RSJ International Conference on Intelligent Robots and Systems (IROS)*, pages 2464–2470. IEEE, 2016.
- [3] Syed Muhammad Anwar, Muhammad Majid, Adnan Qayyum, Muhammad Awais, Majdi Alnowami, and Muhammad Khurram Khan. Medical image analysis using convolutional neural networks: a review. *Journal of medical systems*, 42(11):1–13, 2018.
- [4] Yoshua Bengio. Practical recommendations for gradient-based training of deep architectures. In *Neural networks: Tricks of the trade*, pages 437–478. Springer, 2012.
- [5] Matthew Browne and Saeed Shiry Ghidary. Convolutional neural networks for image processing: an application in robot vision. In *Australasian Joint Conference on Artificial Intelligence*, pages 641–652. Springer, 2003.
- [6] Alfredo Canziani, Adam Paszke, and Eugenio Culurciello. An analysis of deep neural network models for practical applications. *arXiv preprint arXiv:1605.07678*, 2016.
- [7] Art challenge team. Best artworks of all time, feb 2019.
- [8] Daria Chemkaeva. Football vs rugby, mar 2020.
- [9] Yunjey Choi, Youngjung Uh, Jaejun Yoo, and Jung-Woo Ha. Stargan v2: Diverse image synthesis for multiple domains. In *Proceedings of the IEEE/CVF Conference on Computer Vision and Pattern Recognition (CVPR)*, June 2020.
- [10] François Chollet. Xception: Deep learning with depthwise separable convolutions. *CoRR*, abs/1610.02357, 2016.
- [11] M. Cimpoi, S. Maji, I. Kokkinos, S. Mohamed, , and A. Vedaldi. Describing textures in the wild. In *Proceedings of the IEEE Conf. on Computer Vision and Pattern Recognition (CVPR)*, 2014.
- [12] Pierre-Alexandre Clorichel. Boat types recognition, nov 2018.
- [13] Jia Deng, Wei Dong, Richard Socher, Li-Jia Li, Kai Li, and Li Fei-Fei. Imagenet: A large-scale hierarchical image database. In *2009 IEEE conference on computer vision and pattern recognition*, pages 248–255. Ieee, 2009.
- [14] Carl Doersch and Andrew Zisserman. Multi-task self-supervised visual learning. In *Proceedings of the IEEE International Conference on Computer Vision*, pages 2051–2060, 2017.

- [15] Alexey Dosovitskiy, Lucas Beyer, Alexander Kolesnikov, Dirk Weissenborn, Xiaohua Zhai, Thomas Unterthiner, Mostafa Dehghani, Matthias Minderer, Georg Heigold, Sylvain Gelly, Jakob Uszkoreit, and Neil Houlsby. An image is worth 16x16 words: Transformers for image recognition at scale, 2020.
- [16] Jeremy Elson, John (JD) Douceur, Jon Howell, and Jared Saul. Asirra: A captcha that exploits interest-aligned manual image categorization. In *Proceedings of 14th ACM Conference on Computer and Communications Security (CCS)*. Association for Computing Machinery, Inc., October 2007.
- [17] Li Fei-Fei, Rob Fergus, and Pietro Perona. Learning generative visual models from few training examples: An incremental bayesian approach tested on 101 object categories. *Computer Vision and Image Understanding*, 106(1):59–70, April 2007.
- [18] Dario Garcia-Gasulla, Ferran Parés, Armand Vilalta, Jonathan Moreno, Eduard Ayguadé, Jesús Labarta, Ulises Cortés, and Toyotaro Suzumura. On the behavior of convolutional nets for feature extraction. *CoRR*, abs/1703.01127, 2017.
- [19] Tanishq Gautam. Football vs rugby, mar 2021.
- [20] Spyros Gidaris, Andrei Bursuc, Nikos Komodakis, Patrick Pérez, and Matthieu Cord. Boosting few-shot visual learning with self-supervision. In *Proceedings of the IEEE/CVF International Conference on Computer Vision*, pages 8059–8068, 2019.
- [21] Ian Goodfellow, Yoshua Bengio, and Aaron Courville. *Deep Learning*. MIT Press, 2016.
- [22] Jiuxiang Gu, Zhenhua Wang, Jason Kuen, Lianyang Ma, Amir Shahroudy, Bing Shuai, Ting Liu, Xingxing Wang, Gang Wang, Jianfei Cai, et al. Recent advances in convolutional neural networks. *Pattern Recognition*, 77:354–377, 2018.
- [23] Joris Guérin, Olivier Gibaru, Stéphane Thiery, and Eric Nyiri. CNN features are also great at unsupervised classification. *CoRR*, abs/1707.01700, 2017.
- [24] Dongyoon Han, Jiwhan Kim, and Junmo Kim. Deep pyramidal residual networks. In *Proceedings of the IEEE conference on computer vision and pattern recognition*, pages 5927–5935, 2017.
- [25] Fengxiang He, Tongliang Liu, and Dacheng Tao. Control batch size and learning rate to generalize well: Theoretical and empirical evidence. *Advances in Neural Information Processing Systems*, 32:1143–1152, 2019.

- [26] Kaiming He and Jian Sun. Convolutional neural networks at constrained time cost. In *Proceedings of the IEEE Conference on Computer Vision and Pattern Recognition (CVPR)*, June 2015.
- [27] Kaiming He, Xiangyu Zhang, Shaoqing Ren, and Jian Sun. Deep residual learning for image recognition. *CoRR*, abs/1512.03385, 2015.
- [28] Patrick Helber, Benjamin Bischke, Andreas Dengel, and Damian Borth. Eurosat: A novel dataset and deep learning benchmark for land use and land cover classification. *IEEE Journal of Selected Topics in Applied Earth Observations and Remote Sensing*, 2019.
- [29] Andrew G. Howard, Menglong Zhu, Bo Chen, Dmitry Kalenichenko, Weijun Wang, Tobias Weyand, Marco Andreetto, and Hartwig Adam. Mobilenets: Efficient convolutional neural networks for mobile vision applications. *CoRR*, abs/1704.04861, 2017.
- [30] Gao Huang, Zhuang Liu, and Kilian Q. Weinberger. Densely connected convolutional networks. *CoRR*, abs/1608.06993, 2016.
- [31] Mi-Young Huh, Pulkit Agrawal, and Alexei A. Efros. What makes imagenet good for transfer learning? *CoRR*, abs/1608.08614, 2016.
- [32] Mahbub Hussain, Jordan J Bird, and Diego R Faria. A study on cnn transfer learning for image classification. In *UK Workshop on computational Intelligence*, pages 191–202. Springer, 2018.
- [33] Maxwell L. Hutchinson, Erin Antono, Brenna M. Gibbons, Sean Paradiso, Julia Ling, and Bryce Meredig. Overcoming data scarcity with transfer learning. *CoRR*, abs/1711.05099, 2017.
- [34] Manjunath Jogin, Mohana, M S Madhulika, G D Divya, R K Meghana, and S Apoorva. Feature extraction using convolution neural networks (cnn) and deep learning. In *2018 3rd IEEE International Conference on Recent Trends in Electronics, Information Communication Technology (RTEICT)*, pages 2319–2323, 2018.
- [35] Jakob Nikolas Kather, Frank Gerrit Zöllner, Francesco Bianconi, Susanne M Melchers, Lothar R Schad, Timo Gaiser, Alexander Marx, and Cleo-Aron Weis. Collection of textures in colorectal cancer histology, 05 2016.
- [36] Daniel S Kermany, Michael Goldbaum, Wenjia Cai, Carolina CS Valentim, Huiying Liang, Sally L Baxter, Alex McKeown, Ge Yang, Xiaokang Wu, Fangbing Yan, et al. Identifying medical diagnoses and treatable diseases by image-based deep learning. *Cell*, 172(5):1122–1131, 2018.
- [37] A. Khosla, Nityananda Jayadevaprakash, B. Yao, and L. Fei-Fei. Novel dataset for fine-grained image categorization : Stanford dogs. 2012.

- [38] Alexander Kolesnikov, Lucas Beyer, Xiaohua Zhai, Joan Puigcerver, Jessica Yung, Sylvain Gelly, and Neil Houlsby. Big transfer (bit): General visual representation learning, 2019.
- [39] Simon Kornblith, Jon Shlens, and Quoc V. Le. Do better imagenet models transfer better? 2019.
- [40] Jonathan Krause, Michael Stark, Jia Deng, and Li Fei-Fei. 3d object representations for fine-grained categorization. In *4th International IEEE Workshop on 3D Representation and Recognition (3dRR-13)*, Sydney, Australia, 2013.
- [41] Alex Krizhevsky. Learning multiple layers of features from tiny images. Technical report, 2009.
- [42] Alex Krizhevsky, Ilya Sutskever, and Geoffrey E Hinton. Imagenet classification with deep convolutional neural networks. In F. Pereira, C. J. C. Burges, L. Bottou, and K. Q. Weinberger, editors, *Advances in Neural Information Processing Systems 25*, pages 1097–1105. Curran Associates, Inc., 2012.
- [43] Alex Krizhevsky, Ilya Sutskever, and Geoffrey E Hinton. Imagenet classification with deep convolutional neural networks. In F. Pereira, C.J. Burges, L. Bottou, and K.Q. Weinberger, editors, *Advances in Neural Information Processing Systems*, volume 25. Curran Associates, Inc., 2012.
- [44] Sulabh Kumra and Christopher Kanan. Robotic grasp detection using deep convolutional neural networks. In *2017 IEEE/RSJ International Conference on Intelligent Robots and Systems (IROS)*, pages 769–776. IEEE, 2017.
- [45] Makerere AI Lab. Bean disease dataset, January 2020.
- [46] Gustav Larsson, Michael Maire, and Gregory Shakhnarovich. Fractalnet: Ultra-deep neural networks without residuals. *arXiv preprint arXiv:1605.07648*, 2016.
- [47] Da Li, Xinbo Chen, Michela Becchi, and Ziliang Zong. Evaluating the energy efficiency of deep convolutional neural networks on cpus and gpus. In *2016 IEEE International Conferences on Big Data and Cloud Computing (BDCloud), Social Computing and Networking (SocialCom), Sustainable Computing and Communications (SustainCom) (BDCloud-SocialCom-SustainCom)*, pages 477–484, 2016.
- [48] Hao Li, Asim Kadav, Igor Durdanovic, Hanan Samet, and Hans Peter Graf. Pruning filters for efficient convnets. *CoRR*, abs/1608.08710, 2016.
- [49] Qing Li, Weidong Cai, Xiaogang Wang, Yun Zhou, David Dagan Feng, and Mei Chen. Medical image classification with convolutional neural network. In *2014 13th international conference on control automation robotics & vision (ICARCV)*, pages 844–848. IEEE, 2014.

- [50] Zewen Li, Fan Liu, Wenjie Yang, Shouheng Peng, and Jun Zhou. A survey of convolutional neural networks: analysis, applications, and prospects. *IEEE Transactions on Neural Networks and Learning Systems*, 2021.
- [51] Zhipeng Li, Zheng Qin, Kai Huang, Xiao Yang, and Shuxiong Ye. Intrusion detection using convolutional neural networks for representation learning. In *International conference on neural information processing*, pages 858–866. Springer, 2017.
- [52] Elisa Maiettini, Giulia Pasquale, Lorenzo Rosasco, and Lorenzo Natale. Speeding-up object detection training for robotics with falkon. In *2018 IEEE/RSJ international conference on intelligent robots and systems (IROS)*, pages 5770–5776. IEEE, 2018.
- [53] S. Maji, J. Kannala, E. Rahtu, M. Blaschko, and A. Vedaldi. Fine-grained visual classification of aircraft. Technical report, 2013.
- [54] Eran Malach, Gilad Yehudai, Shai Shalev-Shwartz, and Ohad Shamir. Proving the lottery ticket hypothesis: Pruning is all you need, 2020.
- [55] Franck Mamalet and Christophe Garcia. Simplifying convnets for fast learning. In Alessandro E. P. Villa, Włodzisław Duch, Péter Érdi, Francesco Masulli, and Günther Palm, editors, *Artificial Neural Networks and Machine Learning – ICANN 2012*, pages 58–65, Berlin, Heidelberg, 2012. Springer Berlin Heidelberg.
- [56] Gary Marcus. Deep learning: A critical appraisal. *arXiv preprint arXiv:1801.00631*, 2018.
- [57] Dominic Masters and Carlo Luschi. Revisiting small batch training for deep neural networks. *arXiv preprint arXiv:1804.07612*, 2018.
- [58] Giacomo Meanti, Luigi Carratino, Lorenzo Rosasco, and Alessandro Rudi. Kernel methods through the roof: handling billions of points efficiently, 2020.
- [59] Laurence Moroney. Horses or humans dataset, feb 2019.
- [60] Ernest Mwebaze, Timnit Gebru, Andrea Frome, Solomon Nsumba, and Jeremy Tusubira. icassava 2019 fine-grained visual categorization challenge, 2019.
- [61] Jawad Nagi, Frederick Ducatelle, Gianni A Di Caro, Dan Cireşan, Ueli Meier, Alessandro Giusti, Farrukh Nagi, Jürgen Schmidhuber, and Luca Maria Gambardella. Max-pooling convolutional neural networks for vision-based hand gesture recognition. In *2011 IEEE international conference on signal and image processing applications (ICSIPA)*, pages 342–347. IEEE, 2011.

- [62] M-E. Nilsback and A. Zisserman. Automated flower classification over a large number of classes. In *Proceedings of the Indian Conference on Computer Vision, Graphics and Image Processing*, Dec 2008.
- [63] E. J. Nyström. Über Die Praktische Auflösung von Integralgleichungen mit Anwendungen auf Randwertaufgaben. *Acta Mathematica*, 54(none):185 – 204, 1930.
- [64] Alex Olsen, Dmitry A. Kononov, Bronson Philippa, Peter Ridd, Jake C. Wood, Jamie Johns, Wesley Banks, Benjamin Girgenti, Owen Kenny, James Whinney, Brendan Calvert, Mostafa Rahimi Azghadi, and Ronald D. White. DeepWeeds: A Multiclass Weed Species Image Dataset for Deep Learning. *Scientific Reports*, 9(2058), 2 2019.
- [65] Keiron O’Shea and Ryan Nash. An introduction to convolutional neural networks. *arXiv preprint arXiv:1511.08458*, 2015.
- [66] Niall O’Mahony, Sean Campbell, Anderson Carvalho, Suman Harapanahalli, Gustavo Velasco Hernandez, Lenka Krpalkova, Daniel Riordan, and Joseph Walsh. Deep learning vs. traditional computer vision. In *Science and information conference*, pages 128–144. Springer, 2019.
- [67] Sinno Jialin Pan and Qiang Yang. A survey on transfer learning. *IEEE Transactions on knowledge and data engineering*, 22(10):1345–1359, 2009.
- [68] Omkar M. Parkhi, Andrea Vedaldi, Andrew Zisserman, and C. V. Jawahar. Cats and dogs. In *IEEE Conference on Computer Vision and Pattern Recognition*, 2012.
- [69] Giulia Pasquale, Carlo Ciliberto, Francesca Odone, Lorenzo Rosasco, and Lorenzo Natale. Are we done with object recognition? the icub robot’s perspective. *CoRR*, abs/1709.09882, 2017.
- [70] Vito P. Pastore, Thomas G. Zimmerman, Sujoy Biswas, and Simone Bianco. Annotation-free learning of plankton for classification and anomaly detection. *bioRxiv*, 2019.
- [71] Neha Prabhavalkar. Indian food, oct 2020.
- [72] Sivaramkrishnan Rajaraman, Sameer K Antani, Mahdih Poostchi, Kamolrat Silamut, Md A Hossain, Richard J Maude, Stefan Jaeger, and George R Thoma. Pre-trained convolutional neural networks as feature extractors toward improved malaria parasite detection in thin blood smear images. *PeerJ*, 6:e4568, 2018.
- [73] Hafiz Tayyab Rauf, Basharat Ali Saleem, M Ikram Ullah Lali, Muhammad Attique Khan, Muhammad Sharif, and Syed Ahmad Chan Bukhari. A citrus fruits and leaves dataset for detection and classification of citrus diseases through machine learning. *Data in brief*, 26:104340, 2019.

- [74] Waseem Rawat and Zenghui Wang. Deep convolutional neural networks for image classification: A comprehensive review. *Neural computation*, 29(9):2352–2449, 2017.
- [75] R. Reed. Pruning algorithms—a survey. *IEEE Transactions on Neural Networks*, 4(5):740–747, 1993.
- [76] Tal Ridnik, Emanuel Ben Baruch, Asaf Noy, and Lihi Zelnik-Manor. Imagenet-21k pretraining for the masses. *CoRR*, abs/2104.10972, 2021.
- [77] Alessandro Rudi, Luigi Carratino, and Lorenzo Rosasco. Falkon: An optimal large scale kernel method, 2018.
- [78] Bernhard Schölkopf, Ralf Herbrich, and Alex J Smola. A generalized representer theorem. In *International conference on computational learning theory*, pages 416–426. Springer, 2001.
- [79] Manali Shaha and Meenakshi Pawar. Transfer learning for image classification. In *2018 second international conference on electronics, communication and aerospace technology (ICECA)*, pages 656–660. IEEE, 2018.
- [80] Ling Shao, Fan Zhu, and Xuelong Li. Transfer learning for visual categorization: A survey. *IEEE transactions on neural networks and learning systems*, 26(5):1019–1034, 2014.
- [81] Ali Sharif Razavian, Hossein Azizpour, Josephine Sullivan, and Stefan Carlsson. Cnn features off-the-shelf: an astounding baseline for recognition. In *Proceedings of the IEEE conference on computer vision and pattern recognition workshops*, pages 806–813, 2014.
- [82] Leslie N. Smith. A disciplined approach to neural network hyperparameters: Part 1 - learning rate, batch size, momentum, and weight decay. *CoRR*, abs/1803.09820, 2018.
- [83] Jake Snell, Kevin Swersky, and Richard Zemel. Prototypical networks for few-shot learning. *Advances in neural information processing systems*, 30, 2017.
- [84] Eduardo Soares and Plamen Angelov. A large dataset of real patients ct scans for covid-19 identification, 2020.
- [85] Prateek Srivastava. Multi-class weather, jul 2020.
- [86] Emma Strubell, Ananya Ganesh, and Andrew McCallum. Energy and policy considerations for deep learning in nlp. *arXiv preprint arXiv:1906.02243*, 2019.
- [87] Peter Sunga. Make up vs no make up, dec 2018.

- [88] Christian Szegedy, Sergey Ioffe, and Vincent Vanhoucke. Inception-v4, inception-resnet and the impact of residual connections on learning. *CoRR*, abs/1602.07261, 2016.
- [89] Christian Szegedy, Wei Liu, Yangqing Jia, Pierre Sermanet, Scott Reed, Dragomir Anguelov, Dumitru Erhan, Vincent Vanhoucke, and Andrew Rabinovich. Going deeper with convolutions. In *Proceedings of the IEEE conference on computer vision and pattern recognition*, pages 1–9, 2015.
- [90] Nima Tajbakhsh, Jae Y Shin, Suryakanth R Gurudu, R Todd Hurst, Christopher B Kendall, Michael B Gotway, and Jianming Liang. Convolutional neural networks for medical image analysis: Full training or fine tuning? *IEEE transactions on medical imaging*, 35(5):1299–1312, 2016.
- [91] Mingxing Tan and Quoc V. Le. Efficientnet: Rethinking model scaling for convolutional neural networks. *CoRR*, abs/1905.11946, 2019.
- [92] The TensorFlow Team. Flowers, Jan 2019.
- [93] Oguzhan Ulucan, Diclehan Karakaya, and Mehmet Turkan. Meat quality assessment based on deep learning. In *2019 Innovations in Intelligent Systems and Applications Conference (ASYU)*, pages 1–5, 2019.
- [94] Ashish Vaswani, Noam Shazeer, Niki Parmar, Jakob Uszkoreit, Llion Jones, Aidan N Gomez, Lukasz Kaiser, and Illia Polosukhin. Attention is all you need. *Advances in neural information processing systems*, 30, 2017.
- [95] Athanasios Voulodimos, Nikolaos Doulamis, Anastasios Doulamis, and Eftychios Protopapadakis. Deep learning for computer vision: A brief review. *Computational intelligence and neuroscience*, 2018, 2018.
- [96] Yaqing Wang, Quanming Yao, James T Kwok, and Lionel M Ni. Generalizing from a few examples: A survey on few-shot learning. *ACM computing surveys (csur)*, 53(3):1–34, 2020.
- [97] Karl Weiss, Taghi M Khoshgoftaar, and DingDing Wang. A survey of transfer learning. *Journal of Big data*, 3(1):1–40, 2016.
- [98] Rikiya Yamashita, Mizuho Nishio, Richard Kinh Gian Do, and Kaori Togashi. Convolutional neural networks: an overview and application in radiology. *Insights into imaging*, 9(4):611–629, 2018.
- [99] Yang You, Igor Gitman, and Boris Ginsburg. Scaling sgd batch size to 32k for imagenet training. *arXiv preprint arXiv:1708.03888*, 6:12, 2017.
- [100] Xiaohua Zhai, Avital Oliver, Alexander Kolesnikov, and Lucas Beyer. S4I: Self-supervised semi-supervised learning. In *Proceedings of the IEEE/CVF International Conference on Computer Vision*, pages 1476–1485, 2019.

- [101] Qingchen Zhang, Laurence T. Yang, Zhikui Chen, and Peng Li. A survey on deep learning for big data. *Information Fusion*, 42:146–157, 2018.
- [102] Xingcheng Zhang, Zhizhong Li, Chen Change Loy, and Dahua Lin. Polynet: A pursuit of structural diversity in very deep networks. In *Proceedings of the IEEE Conference on Computer Vision and Pattern Recognition*, pages 718–726, 2017.
- [103] Zibin Zheng, Yatao Yang, Xiangdong Niu, Hong-Ning Dai, and Yuren Zhou. Wide and deep convolutional neural networks for electricity-theft detection to secure smart grids. *IEEE Transactions on Industrial Informatics*, 14(4):1606–1615, 2017.
- [104] Fuzhen Zhuang, Zhiyuan Qi, Keyu Duan, Dongbo Xi, Yongchun Zhu, Hengshu Zhu, Hui Xiong, and Qing He. A comprehensive survey on transfer learning, 2020.

Supplementary Materials

A Datasets details

We include 32 datasets in our experiments, from a wide range of contexts and scenarios (see Table 5).

Our collection includes popular datasets in the computer vision community, like CIFAR10/100 and Caltech101, as well as more challenging datasets where

Dataset name	#images (Train/Test)	Size mean	#classes
AFHQ (AF)[9]	13.167/1.463	512×512	3
Beans (BE)[45]	1.167/128	500×500	3
Best artworks (BA)[7]	7.896/878	980×921	50
Boat types (BT)[12]	1.315/147	905×1234	9
Caltech-101 (C101)[17]	3.060/6.084	251×282	102
Cassava (CSV)[60]	7.545/1.885	573×611	5
Cats vs Dogs (CVSD) [16]	20.935/2.327	365×410	2
Chest xray (CXRAY) [36]	4.708/524	968×1321	2
CIFAR10 (CIF10) [41]	50.000/10.000	32×32	10
CIFAR100 (CIF100) [41]	50.000/10.000	32×32	100
Citrus leaves (CLV) [73]	534/60	256×256	4
Colorectal hist (COL) [35]	4.500/500	150×150	8
Deep weeds (DW) [64]	15.758/1.751	256×256	9
DTD (DTD)[11]	3.760/1.880	453×500	47
EuroSAT (ES) [28]	24.300/2.700	64×64	10
FGVC Aircraft (AIR)[53]	6.667/3.333	353×1056	100
Footb vs Rugby (FVSR) [19]	2.203/245	618×788	2
Gemstones (GEM) [8]	2.571/286	330×335	87
Hors or Hum (HVSH) [59]	1.027/256	300×300	2
iCubWorld (ICUB)[69]	86.400/9.600	256×256	10
Indian Food (IF) [71]	3.600/400	550×610	80
Make No Make(MVSN)[87]	1.355/151	211×246	2
Malaria (MAL) [72]	24.802/2.756	133×132	2
Meat quality (MQA) [93]	1.706/190	720×1280	2
Oxford Flowers (OF) [62]	2.040/6.149	538×624	102
Oxford-IIIT Pets (OP) [68]	3.680/3.669	383×431	37
Plankton (PL) [70]	4.500/500	106×120	10
Sars Covid (SCOV) [84]	2.232/249	260×350	2
Stanford Cars (SC) [40]	8.144/8.041	308×573	196
Stanford Dogs (SD) [37]	12.000/8.580	386×443	120
Tensorflow Flowers(TFF) [92]	3.303/367	272×365	5
Weather (MW) [85]	1.012/113	335×506	4

Table 5: The datasets adopted in our analysis.

the amount of data is limited with respect to the number of classes and complexity of the task (e.g., Stanford Cars and FGVC aircraft). Finally, we include datasets with a significant limited amount of images, to consider practical cases where transfer learning procedures may be fundamental (e.g., Beans and Citrus leaves). From Table 5 we can notice that both number of images and classes can vary deeply from one task to another. This can influence the task hardness. On average each dataset has 11746.46 ± 18237.7 images and 35.21 ± 48.32 classes. The average number of images per classes is 1780.24 ± 3077.48 . It is worth noticing the very high standard deviation. The dataset with with most images per class is the Malaria dataset with 12401 images per class. The dataset with few images per class is Oxford Flowers with 20 images per class. As we were mentioning in section 4 (main paper) the most problematic datasets for the top-tuning approach (FGVC Aircraft and Stanford Cars) are fine grained with a high intra-class similarity and a low number of images per class: 66.67 and 41.55, respectively.

B Complete empirical analysis results

In this section we report not only the ΔAcc as we do in the paper. We report instead all the results to provide a complete overview about our experiments.

Fine-tuning vs Top-tuning on different target datasets. In Table 6 we report for each dataset, the absolute accuracy obtained both by top-tuning and fine-tuning approaches. From these accuracies we computed the values obtained in Table 1 (main paper).

Results with different pre-trained neural networks. In a similar way, in Table 7 we report for each pre-trained model and target dataset, the absolute accuracy obtained both by top-tuning and fine-tuning approaches. From these accuracies we computed the values obtained in Table 2 (main paper).

The importance of the pre-training dataset. In a similar way, in Table 8 we report for each pre-train source dataset and target dataset, the absolute accuracy obtained both by top-tuning and fine-tuning approaches. From these accuracies we computed the values obtained in Table 3 (main paper).

Dataset	Top-tun	Fine-tun	Dataset	Top-tun	Fine-tun
AFHQ	99.9%	99.8%	Footb vs Rugby	88.8%	86.9%
Beans	93.3%	92.3%	Gemstones	78.7%	78.9%
Best artworks	63.5%	60.4%	Hors or Hum	100.0%	94.8%
Boat types	86.1%	85.6%	iCub subset	98.4%	99.4%
Caltech-101	94.9%	93.7%	Indian Food	64.0%	65.1%
Cassava	80.4%	84.8%	Make up	75.2%	73.5%
Cats vs Dogs	98.8%	98.9%	Malaria	94.9%	97.0%
Chest xray	98.4%	98.0%	Meat Quality	100.0%	100.0%
CIFAR10	93.0%	95.8%	Oxf Flowers102	87.5%	83.0%
CIFAR100	76.7%	80.5%	Oxf-IIIT Pets	87.7%	83.3%
Citrus Leaves	95.7%	88.3%	Plankton	99.8%	99.8%
Colorect. hist	94.3%	93.8%	Sars Covid	99.0%	99.4%
Deep weeds	83.1%	92.2%	Stanford Cars	68.1%	83.8%
DTD	70.8%	67.9%	Stanford Dogs	78.7%	73.4%
EuroSAT	96.0%	98.4%	Tensorflow flowers	91.8%	93.2%
FGVC Aircraft	71.3%	81.9%	Weather	98.2%	97.3%

Table 6: Accuracies obtained over the 32 datasets by the top-tuning and fine-tuning pipelines. These results are visually represented in Figure 2, left(main paper)

	Caltech-101		CIFAR100		DTD		Stanford Cars	
	Top-tn	Fi-tn	Top-tn	Fi-tn	Top-tn	Fi-tn	Top-tn	Fi-tn
DenseN201	94.9%	93.7%	76.7%	80.5%	70.8%	67.9%	68.1%	83.8%
Eff.NB0	90.0%	95.6%	69.7%	81.7%	67.0%	69.6%	57.7%	79.6%
Inc.R.NV2	90.5%	93.3%	66.7%	77.8%	66.3%	67.8%	54.2%	72.5%
MobileNV2	92.0%	77.7%	68.0%	67.9%	66.1%	42.5%	55.3%	59.6%
ResN152	93.2%	90.3%	74.1%	79.1%	69.4%	66.5%	60.6%	53.4%
Xception	89.3%	93.3%	63.3%	78.7%	66.7%	70.6%	51.8%	74.5%

Table 7: Accuracies obtained by embedding in our pipeline different pre-trained models(rows) applied on different target datasets (columns)

C Analysis with different external classifiers

To test the generality of our approach we decided to replace the fast kernel classifier on top of the pre-trained network with two external classifiers: a shallow net and a ridge regression classifier. We show the overall architecture of these two models in Figure 5. The training procedure is similar to the one presented in Subsection 3.1 (main paper).

For the shallow net we consider just two configurations with default Stochastic Gradient Descent (SGD) and two different learning rates: $l = \{0.1, 0.01\}$. The training time reported in the results is the sum of the computational time required for the two training instances. Notice that this model is identical in

		CIFAR10	Citrus Leaves	Deep Weeds	DTD	Oxf Flow
Top-Tuning	ImageNet	93.0%	95.7%	83.1%	70.8%	87.5%
	CIFAR100	85.7%	91.0%	67.9%	44.5%	63.6%
	ImageNet100	76.2%	89.0%	72.0%	48.8%	63.2%
	ImageNet 50k	80.2%	94.7%	77.4%	53.3%	73.6%
Fine-Tuning	ImageNet	95.8%	88.3%	92.2%	67.9%	83.0%
	CIFAR100	90.9%	88.3%	81.3%	49.6%	70.4%
	ImageNet100	89.4%	89.0%	85.4%	54.9%	70.1%
	ImageNet 50k	90.5%	86.7%	86.7%	54.8%	66.3%

Table 8: Accuracies for pre-training alternative to ImageNet. Each column represents a different target dataset, each row a different pre-train source.

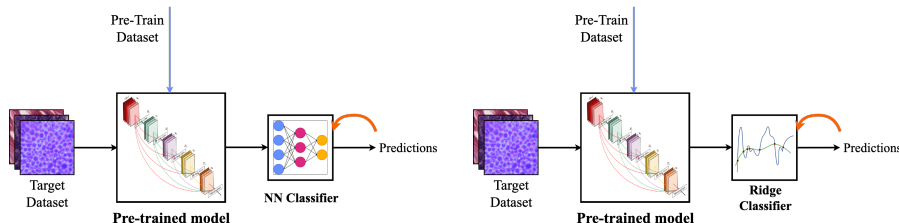


Figure 5: (Left) The *top-tuning* pipeline with a shallow net as external classifier. (Right) The *top-tuning* pipeline with a ridge regression classifier as external classifier.

its architecture to the fine-tuning one. The main difference lies in which part of the model is tuned. The shallow nets update only the parameters of the last three fully connected layers while the fine-tuning one update all the weights of the model.

For the Ridge regressor we use the default scikit-learn implementation with three different configurations corresponding to three different values of the regularization term $\alpha = \{10^1, 10^{-1}, 10^{-3}\}$. The training time reported in the results is the sum of the computational time required for the three training instances.

Overall we consider 5 different configurations averaging the results of a 5-folded procedure over the 32 datasets, resulting in $5 \cdot 5 \cdot 32 = 800$ distinct training processes.

In Figure 6 we compare, in terms of accuracy, the fine-tuning model with both the shallow net(left) and the ridge regressor(right) as external classifier. The obtained results are similar to the ones showed in Figure 2 (main paper). Most of the datasets lie around the diagonal for both shallow net and ridge as external classifier, showing similar accuracy between fine-tuning and top-tuning methods. In Figure 7 we compare, in terms of training time, the fine-tuning model with both the shallow net(left) and the ridge regressor(right) as external classifier. With the fast kernel classifier as external classifier the average speed-up is 84.64 ± 38.97 . Instead, by using a shallow net as external classifier we obtain

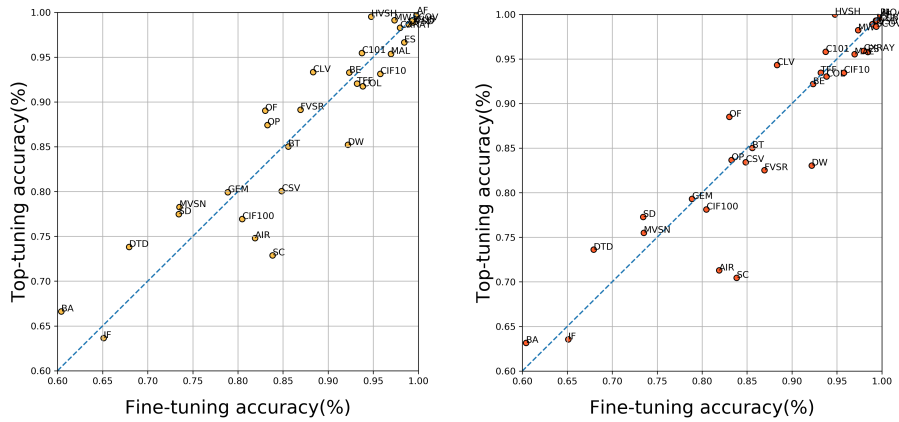


Figure 6: Overall accuracy results on different target datasets with shallow net and ridge as external classifiers w.r.t the fine-tuning model. (Left) Accuracies obtained over different target datasets by using a shallow net as external classifier. (Right) Accuracies obtained over different target datasets by using ridge regressor as external classifier.

an average speedup of 40.74 ± 12.43 . The speed-up is instead 16.37 ± 9.57 if we use the ridge regressor as external classifier. Nevertheless these results show that across different external classifiers trained with pre-trained features we are able to speed-up the training process by at least one order of magnitude w.r.t. the fine-tuning pipeline.

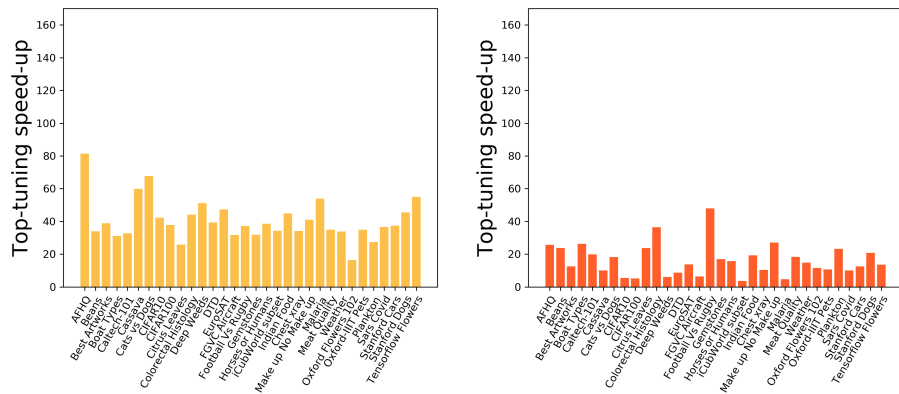


Figure 7: Overall speed-up results on different target datasets with shallow net and ridge as external classifiers w.r.t the fine-tuning model. (Left) Speed-up obtained over different target datasets by using a shallow net as external classifier. (Right) Speed-up obtained over different target datasets by using ridge regressor as external classifier.