

Reinforcement Learning Based Cooperative P2P Energy Trading between DC Nanogrid Clusters with Wind and PV Energy Resources

Sangkeum Lee^a, Hojun Jin^b, Sarvar Hussain Nengroo^b, Taewook Heo^a, Yoonmee Doh^a,
Chungho Lee^a, Dongsoo Har^b

^aEnvironment ICT Research Section, Electronics and Telecommunications Research Institute (ETRI), Daejeon, South Korea (email: sangkeum@etri.re.kr)

^bCho Chun Shik Graduate School of Mobility, Korea Advanced Institute of Science and Technology (KAIST), Daejeon, South Korea (email: hjjin1995@kaist.ac.kr, sarvar@kaist.ac.kr, dshar@kaist.ac.kr)

Abstract— In order to replace fossil fuels with the use of renewable energy resources, unbalanced resource production of intermittent wind and photovoltaic (PV) power is a critical issue for peer-to-peer (P2P) power trading. To resolve this problem, a reinforcement learning (RL) technique is introduced in this paper. For RL, graph convolutional network (GCN) and bi-directional long short-term memory (Bi-LSTM) network are jointly applied to P2P power trading between nanogrid clusters based on cooperative game theory. The flexible and reliable DC nanogrid is suitable to integrate renewable energy for distribution system. Each local nanogrid cluster takes the position of prosumer, focusing on power production and consumption simultaneously. For the power management of nanogrid clusters, multi-objective optimization is applied to each local nanogrid cluster with the Internet of Things (IoT) technology. Charging/discharging of electric vehicle (EV) is performed considering the intermittent characteristics of wind and PV power production. RL algorithms, such as deep Q-learning network (DQN), deep recurrent Q-learning network (DRQN), Bi-DRQN, proximal policy optimization (PPO), GCN-DQN, GCN-DRQN, GCN-Bi-DRQN, and GCN-PPO, are used for simulations. Consequently, the cooperative P2P power trading system maximizes the profit utilizing the time of use (ToU) tariff-based electricity cost and system marginal price (SMP), and minimizes the amount of grid power consumption. Power management of nanogrid clusters with P2P power trading is simulated on the distribution test feeder in real-time and proposed GCN-PPO technique reduces the electricity cost of nanogrid clusters by 36.7%.

Keywords: Deep reinforcement learning, P2P power trading, Nanogrid, Power management, Renewable energy

I. INTRODUCTION

Peer-to-peer (P2P) power trading is a novel paradigm of distribution systems with the utility grid (UT) and renewable energy generation [1]. DC nanogrid is integrated by using photovoltaic (PV) systems, energy storage systems (ESSs), and electric vehicles (EVs) in combination with distributed energy resource (DER) systems [2]. This study investigates several existing or emerging standards for DC plug voltages viz. USB Type C:45–

48V/240W, PoE: 48–56V/100W, EMerge Alliance Data/Telecom Center Standard: 380V [3]. Three intelligent contracts for implementing P2P power trading with the hybrid electricity trading market are proposed for the massive penetration of renewable energy sources (RESs) to mitigate the intermittency of the power grid [4]. In [5], an electricity pricing model is applied to P2P power trading to improve the community and reliability of the distribution network. Energy market design is investigated to implement P2P power trading for the integration of intermittent RES and battery flexibility [6]. A study in [7] presents a P2P market framework to gradually increase the number of renewable energy exchanges and settlements in microgrids.

The energy production from RESs like PV and wind turbine is sporadic in nature [8]. The diversity pattern of local wind power generation does not guarantee a stable supply in the electricity network [9]. Wind power producer provides energy to demand response aggregator through P2P power trading and the attractive supplier gets the maximum profit. A P2P local electricity market model is presented considering joint energy trading and uncertainty in [10]. To balance the uncertainty of PV power production locally in the market, using predicted power with time-flexible demand is preferred than propagating to the upper layer system. The test results show that PV forecast error is balanced locally with the proposed joint market. Demand-side response (DSR) [11], time of use (ToU) tariff, and direct load control (DLC) are applied for the network reinforcement that needs large investment and lot of lead time [5]. In the nanogrid clusters, the charging/discharging of EV plays a role of both prosumer/consumer improving the reliability and stability of the power system. The vehicle-to-grid (V2G) technology is utilized to stabilize the electricity network with the charging/discharging scheduling of EVs [12]. In [13], decentralized power system is established through P2P power trading/blockchain technology and CO₂ emission is significantly reduced by combining PV system and EV penetration. A study in [14] presents an operational framework of P2P power trading for EVs in a charging station and a business association with PV system to improve the benefits of all parties compared with an association with the sole agreement.

Hybrid renewable systems are reliable and energy-efficient, which can be used for a P2P power trading. Hybrid wind-PV power system is considered as a secondary source of power supply in the grid-connected environment. In the P2P power trading system, the hybrid wind-PV-battery system performs better reducing the cost, and improving reliability and quality in comparison with the single resources [15]. Also, hybrid wind-PV-PEV systems are considered as eco-friendly economic resources in the distributed power system. In [16], the non-smooth and non-convex operation costs, and emissions of power units in a complex system are minimized through the approach for power management subjected to prohibited operating zones and multi-fuel options.

Several types of P2P power trading architecture with DER systems, such as local, centralized, decentralized, distributed, or hierarchical, are utilized for a more schedulable and reliable power system [17]. In local P2P power trading, each peer determines which peers to carry out the P2P power trading depending on trading objectives [18]. Decentralized P2P power trading is proposed to prevent network problems such as overvoltage, and it is robust and scalable for power transactions. In centralized P2P power trading, single controller is used for an overall power network composed of communication links. The energy allocation algorithm is applied to a centralized P2P power trading market to achieve market equilibrium, and it maximizes global welfare [19]. In [20], the authors proposed a P2P energy financial space to encourage prosumers to establish merged power plants. The advancement of RESs has paved the way for distributed P2P energy trading in different places like homes and buildings [21]. P2P energy

trading research has focused on the stability of the distribution system as the best bidding technique for energy trading. Authors in [22] devised an energy exchanging framework that takes into account the economic benefits while improving the reliability and security of the power system. Some of the studies deal with P2P energy transaction involving prosumers [23, 24]. In distributed P2P power trading, peers communicate with local peers and implement bidding through distributed management system using integrated communication network and advanced control strategies [25]. Hierarchical P2P architecture was presented for a tree-shaped feedback control system in [26].

The architecture of the P2P power trading system is composed of a power network, information network, and business network. Distributed energy storage (DES), dispatchable load (DL), EV, and general loads are integrated to joint points in the power network, which is made up of multiple networked microgrids located in various geographical areas. Each microgrid's internal architecture is unique, and these microgrids can work alone or in tandem. Information network is established with communication instruments, protocols, and data transfer. Thanks to smart meters deployed in each microgrid, the real-time energy consumption is recorded in the distribution network database. The business network is a P2P network with a blockchain that allows for the development of multiple business models that decide the energy transaction matching with peers and the grid.

Microgrid operators are permitted to get involved in P2P energy trading in the local distribution network under the distribution network operator's energy market law. In [27], a parallel bidding framework was created to facilitate multi-initial-condition energy trade across microgrids based on a three-layer distribution network architecture and the decentralized properties of a blockchain. A new blockchain platform framework of P2P energy trading to connect producers' resources and consumers' needs was examined in [28]. In order to increase the vitality of the market and complete the process, the framework of the proposed blockchain platform divided into a three-dimensional platform provided a visual interface for users as well as an equipment inspection system. With the advent of blockchains, it is now possible to safely automate the process of P2P energy trading. A blockchain is a decentralized and open ledger that maintains affairs in an efficient, permanent, and verifiable manner [29]. An amalgamated energy blockchain was proposed for safe P2P energy trade, and a credit-based payment mechanism was created to manage energy traffic system while allowing for quick payment [30, 31]. A recent study in [32] suggested that validated key management methods in smart grids were investigated for security risks, and a safe and substantiated keyless scheme based on blockchain was presented. Moreover, without the involvement of a third party, service providers and end-user devices can receive safe validation [33]. A game-theoretic method for the demand-side management model was devised in [34], including storage components and blockchain technology used for regulation and reliable operation.

The Internet of Things (IoT) for power management is applied to monitor and obtain sensor data in real-time through internet [35]. It is used to connect physical platforms and information platforms of power distribution systems processing the data obtained from electric devices through the interface between users and devices. IoT sensors collect physical data such as voltage and current in the cloud or cluster of power systems, and the collected data is sent to the server to be saved or used for system management [36]. Also, it extends the advantages of continuous internet connection for interconnected systems to implement data sharing, data acquisition, and remote control of connected electric appliances, EVs, and heating, ventilation, and air-conditioning (HVAC). The high-

quality data of loads is essential for reliable monitoring and acquisition systems, such as smart cities and grid architectures. In IoT applications, two processes, which obtain process control and monitoring of data, are often used. To monitor data, hypertext transfer protocol (HTTP) and message queuing telemetry transport (MQTT) protocol can be used as communication protocol.

The basis of distributed P2P energy trading has developed as a next generation energy management tool for the smart grid, which empowers each prosumer of the organization to take interest in energy exchanging with other prosumers and the UT. P2P energy exchanging is being considered as a likely apparatus to advance the utilization of DERs inside the energy grid, and the fundamental goal of P2P energy sharing is to break the unified foundation of the power grid by permitting the transmission and supply of energy between different prosumers with DERs inside the energy framework [37]. This allows interested customers to purchase eco-friendly power at a lower cost from a peer who has extra renewable energy, decreasing their reliance on the grid or a central provider. In [38], a day-ahead optimization procedure managed by an independent principal unit has been proposed and the expense of energy exchanging has decreased within the domain of grid.

Reinforcement learning (RL) is a subset of machine learning techniques making a sequence of decisions, which enables an agent to learn how to achieve a goal in an uncertain and complex environment [39]. In recent years, RL finds its application to solve the decision-making problems about the smart grids with the increasing interests of artificial intelligence. RL is described as a machine intelligence approach utilized in many areas such as the robot control, transportation, power management, and operational research [40]. Unlike other commonly used approaches such as model predictive control and optimal methods, RL approaches are able to achieve real-time and robust performance. To minimize electricity costs of a microgrid satisfying the power balance and the limit of generation units, dynamic hierarchical RL is presented to implement optimal policy exploration [41]. In [42], a fully-automated algorithm based on RL is used for energy management system, which makes optimal decisions for consumers. A model-free batch RL algorithm is applied to schedule a cluster of domestic electric water heaters using thermal storage of the water tanks [43]. In [44], RL-based energy trading framework is described to maximize individual average revenue in each microgrid by individually and randomly choosing a trading method. RL for energy sharing systems is proposed to maximize the energy exchange while considering user modeling by formulated and shown to be NP-Hard [45]. A deep Q-learning for local energy trading algorithm is proposed with prosumers' energy trading behavior model [46]. A multiagent RL algorithm with blockchain platform on cloud computing service is conceived to perform the Stackelberg game [47]. In [48], RL algorithm was used to determine the action to do at a specific moment to maximize the profit. Prosumers were modeled to optimize their trading by employing a wind turbine and ESS, and they were given the option of charging or discharging the ESS, as well as buying or selling energy in the local energy market. The investigation in [49] built up an improvement model to assess the P2P multi-energy exchanging among private and business prosumers considering joint demand-side management. Both power and heat were exchanged, and the trade costs were advanced by the Nash-type method with ensured advantage allotment between two prosumers.

In this study, P2P power trading using RL is proposed. In the P2P power trading system, DR of UT and SMP of RESs are considered at a near-maximum profit. The nanogrid cluster is integrated with secondary sources (wind, PV power generation) providing or consuming power from other nanogrid clusters through the distribution system.

P2P power trading and hybrid wind PV system improve the inherent intermittency of renewable energy generation. RL algorithm is utilized to determine sell/buy operation to/from UT/RESs in each nanogrid cluster to achieve the energy efficient and economical P2P power trading system. In each nanogrid cluster, maximum load is minimized to maintain a reliable electricity network and the dependence of RESs is maximized to decrease grid power consumption through multi-objective optimization. To maximize the benefit of DC nanogrid operator and establish a plan for optimal operation of the building nanogrid, the EV is charged by using RES surplus power during high renewable power generation periods, and the EV is discharged during low renewable power generation periods. It shows that the P2P power trading of energy prosumer model is integrated with the V2G system. The building operator is a demanding customer who receives electricity from Korea Electric Power Corporation (KEPCO), and at the same time, it is possible to trade discharging power of EV by signing an agreement with the user for charging equipment. The main contribution and novelty of this study on P2P power trading method of nanogrid clusters are as follows.

- P2P power trading method using RL with cooperative game theory is proposed in DC nanogrid cluster. It is a way to increase the flexibility of connecting with RESs and the reliability for specific real-time power management with communication between each nanogrid clusters in unbalanced environment having different resource production.
- In nanogrid clusters, RL algorithms, such as DQN, DRQN, Bi-DRQN, and PPO have been proposed for prosumer model in P2P power trading system. For enhanced performance of P2P power trading, graph convolutional network (GCN) and bi-directional long short-term memory (Bi-LSTM) network are also integrated with RL algorithms. The simulations of P2P power trading methods are examined in two cases. In first case, the selling/buying operation of each cluster is determined in consideration of SMP only, and in second case, the selling/buying operation of each cluster is determined depending on real-time fluctuations of DR and SMP achieving more flexible power management.
- The hybrid wind-PV system for P2P power trading is concerned with yearly power of UT depending on seasonal patterns (spring/summer/autumn/winter). For maximizing the profit from P2P power trading, not only RESs, but also UT is considered in RL based cooperative P2P power trading.
- For real-time P2P power trading between nanogrid clusters, the specific procedure of P2P power trading is proposed, which is composed of six stages of information collection, registration, routing, scheduling, transmission, and settlement. Nanogrid cluster system consists of two domains (cyber and physical domains) and in more detail, it is divided into three layers (application, router, and power layers).
- The proposed EV charging/discharging strategy in conjunction with P2P power trading provides the impact of electricity cost reduction depending on the trend of wind and PV power generation in real-time.

The rest of this paper is organized as follows. In Section II, the nanogrid cluster architecture is explained. Section III provides details of RL used for the cooperative P2P power trading scheme. Section IV presents the experimental results for proposed P2P power trading with the effect of reliability and flexibility. In Section V, this paper is summarized.

II. MODELING OF NANOGRID OPERATION

A. Nanogrid energy cloud system

Each nanogrid consists of four rooms, including the UT, RESs like wind turbines and rooftop PV system, and loads that can be scheduled and unscheduled. List of schedulable and non-schedulable loads, along with power ratings and room indices, are shown in Table 1 [50]. In the nanogrid, utilization of schedulable loads can be delayed to next time interval to reduce peak power consumption. However, the power should be provided immediately to non-schedulable loads when required. According to transition probabilities, markov chain (MC) model is used to characterize the resident's random movement between rooms. It is assumed that one user is located in one nanogrid and the user moves to another room periodically or stays in the same place depending on the transition probabilities. Occupant behavior of using electric appliances in rooms is determined by the probability of MC based on the Korean Time Use Survey (KTUS) data [51]. The probabilistic usage of electric loads, as established by the data from KTUS, governs how residents use electric appliances in their rooms. In Table 1, HVAC stands for a heater, ventilation fan, and air conditioner, which determines the resident's quality of life.

TABLE 1. Occupant behavior of using electric appliances in rooms of nanogrid.

CATEGORY	ELECTRIC APPLIANCES (ROOM LOCATION)	POWER	CATEGORY	ELECTRIC APPLIANCES (ROOM LOCATION)	POWER
NON-SCHEDULABLE	AIR- CONDITIONER IN HVAC (1,2,3,4)	1.21kW	SCHEDULABLE	WASHING MACHINE (3)	242W
NON- SCHEDULABLE	ELECTRIC FAN IN HVAC (1,2,3,4)	60W	SCHEDULABLE	VACUUM CLEANER (2)	1.07kW
NON- SCHEDULABLE	HEATER IN HVAC (1,2,3,4)	1.16kW	SCHEDULABLE	IRON (2)	1.23kW
NON- SCHEDULABLE	COMPUTER (4)	255W	SCHEDULABLE	MICROWAVE OVEN (3)	1.04kW
NON- SCHEDULABLE	TV (2)	130W	SCHEDULABLE	RICE COOKER (3)	1.03kW
SCHEDULABLE	AUDIO (1)	50W	SCHEDULABLE	HAIR DRYER (4)	1kW

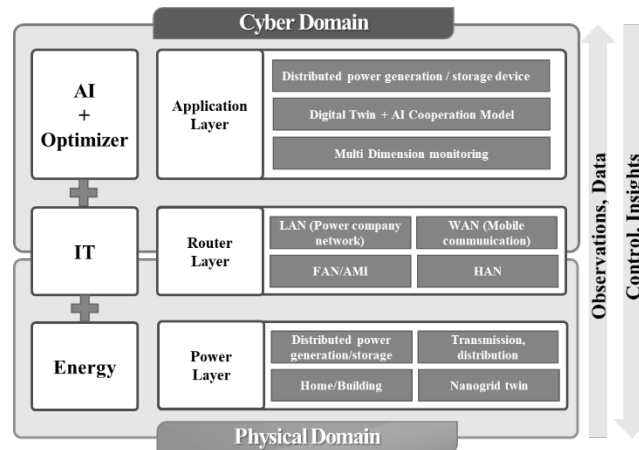


Fig. 1. P2P power trading system architecture of nanogrid cluster.

The P2P power trading of nanogrid cluster regulates the power distribution system in real-time and has high reliability and low power loss, which is advantageous from the viewpoint of constituent DC nanogrid. The overall

system architecture is composed of six nanogrid clusters, and each one has three nanogrids. All clusters are electrically and physically connected to each other for P2P power trading. The wind turbine and rooftop PV system, represented by wind generators and rooftop PV panels of three nanogrids, are operated as a cluster with their associated electric devices. Each nanogrid cluster has a smart meter installed to track, record, and send data to load demand and renewable energy generation. It also uses a smart contract protocol for P2P power trading to connect with other clusters, and P2P power trading can make advantage of data collected by the smart meters.

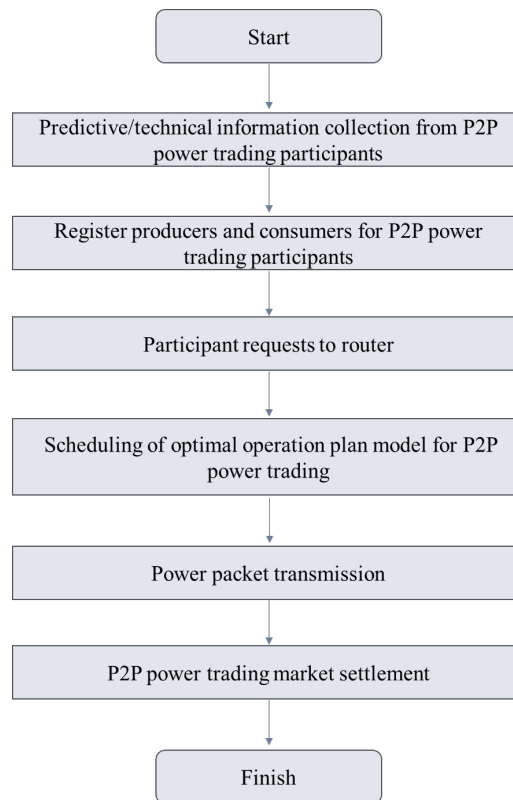


Fig. 2. P2P power trading procedure for nanogrid cluster.

The nanogrid cluster architecture shown in Fig. 1 is primarily separated into two domains (cyber and physical domains), and has three layers (application, router, and power layer). In the router layer, each nanogrid cluster shares data by using HTTP and MQTT, such as renewable power generation and load demand, with each other. P2P power trading is established between clusters by an application layer based on the data collected by the smart meter of the router layer. In the power layer, the power is generated by distributed power generation system, imported from the UT system, and purchased from other clusters through a P2P power trading system. Consequently, it is possible to implement a P2P power trading system with a three-layer system composed of the application layers, the router layers, and the power layers. Each cluster can be consumer and producer in the inter-cluster power trading, depending on the load demand associated with wind and PV power generation.

The cost of electricity is determined by DR programs, such as ToU tariff and system marginal price (SMP) from the UT and RESs, respectively. Customers who use less electricity during peak demand are given incentives through the DR program. Consequently, the DR program makes it possible to significantly lower the cost of electricity and increase the dependability of power systems. KEPCO sets the electricity pricing in accordance with the DR program

in the Republic of Korea. As shown in Fig. 2, the rate of electricity is \$0.05/kWh over the time interval 23:00-09:00, \$0.1/kWh over the time intervals 09:00-10:00, 12:00-13:00, and 17:00-23:00, and \$0.18/kWh over the time intervals 10:00-12:00 and 13:00-17:00. The power produced by RESs can be exported to other nanogrid clusters in the P2P power trading system at the SMP. The SMP is utilized as the buying and selling price of the electricity produced by RESs, and relates to the cost of the most expensive producing unit in the price setting schedule. In the Republic of Korea, prosumers are referred as those who install renewable power generation systems with a capacity of less than 1MW. In addition, P2P power trading with electricity vendors is allowed, with no requirement for centralized communication.

B. P2P power trading procedure for nanogrid cluster

The P2P power trading system is operated with the power packet transfer architecture. The hybrid RES with wind and PV power utilization for P2P power trading is optimized by cooperative game theory between nanogrid clusters which can be assigned to producer or consumer. The procedure by which a nanogrid cluster is determined to be a producer or consumer consists of six steps: information collection, registration, routing, scheduling, transmission, and settlement as shown in Fig. 2. In the information collection stage, participants in P2P power trading provide predictive and technical information. In the registration step of P2P power trading, each nanogrid cluster is registered as a producer or a consumer depending on the information gathered by a smart meter. Through the routing step, the producer's power packets are requested to/from consumers connected to neighboring routers. In the scheduling step, the optimal P2P power trading plan model is established and the intermediate router transmits the power packet of the consumer in the transmission step. With a P2P power trading controller, the P2P power exchange is implemented in the settlement step.

Game theory is adopted to the proposed P2P power trading system, which uses mathematical models analyzing strategic interactions by rational decision-makers. It can be mainly applied to non-cooperative/cooperative game applications [52-54]. The non-cooperative game theory investigates the crucial choices made by competing players as a result of their interactions, in which each player chooses its strategy for improving its performance or minimizing its losses (costs). Non-cooperative games can be solved using a variety of methods, including the well-known Nash equilibrium [53]. Bargaining procedures are also focused on the distribution of payoffs for each coalition. Authors in [55] present a non-cooperative game that implements P2P power trading with a set of energy storage units maximizing profit considering the trading price. However, the cooperative game is analyzed with the framework of cooperative game theory predicting which coalitions will be formed, the actions to take, and the overall benefits. It is implemented in a high-level approach as it only describes the architecture, strategies, and advantages of formed coalitions. In [56], a cooperative power dispatching algorithm is presented for microgrids to manage power networks economically, and to satisfy stochastic load demand within the UT. For long-term power management, the cooperative game framework for all clusters is more significant to increase energy efficiency and to facilitate the power consumption of DERs.

P2P power trading system integrates renewable energy generation system with EV considering the intermittent issues. The role of peers is assigned to the participants of the P2P power trading system (e.g., producers or consumers). It focuses on the interaction between power supply and load demand, taking into account the various aspects of the community. If the power supplied by RESs is insufficient for P2P power trading, the supplied

renewable power source is set as the amount of power for P2P power trading. The power each producer provides for P2P power trading is proportional to the amount of power generated by each producer. In addition, the power each consumer demands through P2P power trading is proportional to the amount of power required by each consumer.

C. Reinforcement learning

RL is the job of knowledge acquisition how agents should figure out sequences of actions in a given environment in order to maximize cumulative rewards. To identify the best policy for a given goal, RL algorithms use a variety of ways to optimize a policy. SARSA [57], policy gradient, and Q-learning are examples of RL algorithms, and these techniques update the principle utilizing a function approximator to track down the ideal arrangement [58]. Consequently, it is feasible to successfully gain optimal policy from a vast measure of information, and this enjoys the benefit of further developing the learning execution by applying different DL strategies.

Convolution in GCNs is basically used to multiply the input neurons with a set of weights that are commonly known as filters or kernels. Within the same layer, the same filter to the entire image will be used, and is referred as weight sharing. Similar actions are carried out by GCNs; however, the model learns the features by looking at the nearby nodes. The primary distinction between convolutional neural networks (CNNs) and GCNs is that the former was developed specifically to function on regular (Euclidean) organized data, whilst the latter were generalized CNNs with varying numbers of connections and unordered nodes. Spatial and spectral GCNs are generally used for time series image data [59].

1) Deep Q-learning algorithm

RL has grown popularity in recent years due to its efficacy in addressing difficult sequential decision-making situations, and some of these accomplishments can be attributed to the use of RL in conjunction with deep learning approaches [60]. The DQN algorithm, introduced in [60], combines the traditional Q-Learning with neural networks [61, 62]. Using the identical architecture, method and hyperparameters for each game, the authors demonstrated that their algorithm can play Atari 2600 games at a professional human level [60, 61]. DQN has a strong function approximation ability that allows action value functions to converge faster and with fewer training iterations [63]. DQN, which is a derivative of conventional Q-Learning, approaches the ideal action-value function given below:

$$Q(s, a) = \gamma \max(Q(s', a')) + r(s, a) \quad (1)$$

where $Q(s, a)$ is the Q function of taking action a' in state s' , γ is the discount factor having real value $\in [0,1)$ which cares for the reward agent achieved in the past, present, and future, $r(s, a)$ is the reward function of taking action a in state s . $\max(Q(s', a'))$ is the maximum possible Q value of the next state s' given the best action a' . DQN performs a Q-Learning update at every time step that uses the loss function defined as follows:

$$L(\theta) = [(r(s, a) + \gamma \max(Q(s', a'; \theta))) - Q(s, a; \theta)]^2 \quad (2)$$

where $L(\theta)$ is loss function of taking parameters θ , $(r(s, a) + \gamma \max(Q(s', a'; \theta)))$ is target Q function, $Q(s, a; \theta)$ is predicted Q function. The network of RL is trained by minimizing the $L(\theta)$ compared with target and predicted Q function, and finally $Q(s, a; \theta)$ of RL is estimated.

2) *Deep Recurrent Q-learning algorithm*

Deep recurrent Q-network (DRQN), a combination of deep Q-network and a recurrent LSTM layer, is introduced to integrate time sensitive and sequential information into the predictions [64]. By replacing the first post-convolutional layer with the LSTM layer in the DQN model, DQN is modified to DRQN. The LSTM layer of the DRQN provides memory function, which allows new input data to affect the Q-values with the previous data. Generally, LSTM cells have been employed for the various recurrent neural network (RNN) applications such as video classification [65] and language translation [66]. In deep RL models with the recurrent structure, the DRQN-based agents can learn the enhanced policy with a robust sense under the partially observable environment. Unlike DQN, a Q-function of the DRQN is approximated as $Q(o, a)$ which obtains an observation o and an action a by RNN. The LSTM cell consists of input gate, forget gate, and output gate. The data, which is maintained throughout the entire sequence being input to the RNN, is included to the cell. Also, the cell that serves as a memory for the RNN, is controlled by the different gates in the LSTM node to contain significant information or lose unimportant information. The input gate updates the cell with fresh data, and the forget gate removes inconsistent data from the cell vector. The output gate selects the aspect of the fresh data that is sent into the RNN and changed by the cell.

3) *Bi-directional Deep Recurrent Q-learning algorithm*

Authors in [67, 68], presented the LSTM neural network with the internal self-looped cell as one of the most prominent RNNs, which promoted the ability to memorize the static and recurrent term dynamic properties of time series. In the LSTM network, the information is handled in the temporal method and the data considering the future characteristics are neglected [69]. To overcome the challenges of the LSTM network and achieve more effective prediction of engineered systems under complicated operational settings, a bi-directional LSTM (BiLSTM) network is utilized, which is described as a sequence processing model. Two principal hidden layers make up overall structure of the BiLSTM network. A bidirectional memory is added to the network by stacking identical LSTM networks in each layer, with one serving as a backward hidden layer and the other as a forward hidden layer. They provide bi-directional memory function for the network. Distinct from the LSTM, the BiLSTM obtains the future information while implementing in the backward direction which stores the past and future information by adopting the two LSTM cells in opposite directions. [70]. In fact, BiLSTM has a robust memory to accurately preserve all of the useful past and future features [69]. The BiLSTM has higher precision to predict the phenomena having high stochastic and irregular behavior as it does not follow the recursive process which causes error accumulation by reflecting the past information in an iterative way. In addition, the BiLSTM improves the performance of the algorithm by increasing the amount of information used in the network.

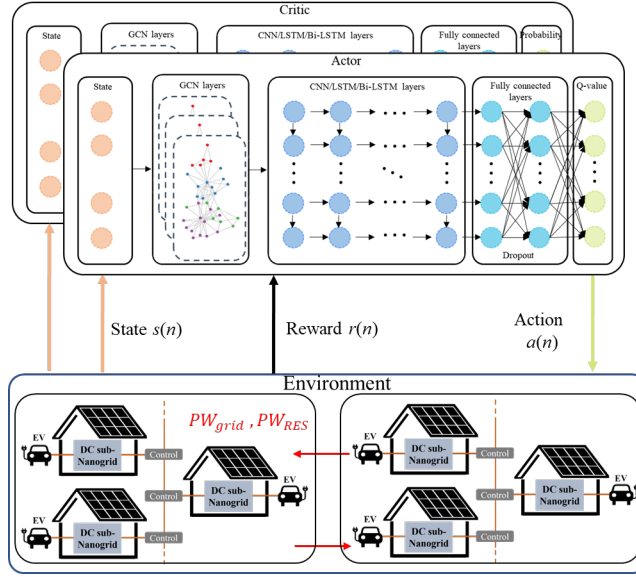


Fig. 3. Architecture of GCN-DQN, GCN-DRQN, GCN-Bi-DRQN applied in P2P power trading system.

4) Proximal policy optimization (PPO)

Trust region policy optimization (TRPO) is a prevalent approach in this class [71]. The following issue results from the TRPO's restriction of the KL divergence between succeeding policies on the optimization trajectory:

$$\text{maximize } \mathbb{E}[r_t(\theta)\hat{A}_t] = \mathbb{E}\left[\frac{\pi_\theta(a_t|s_t)}{\pi_{\theta_{old}}(a_t|s_t)}\hat{A}_t\right] \quad (3)$$

$$\text{subject to } \mathbb{E}[D_{KL}(\pi_\theta(\cdot|s_t)||\pi_{\theta_{old}}(\cdot|s_t))] \leq \delta, \forall s \quad (4)$$

PPO is a well-known deep RL algorithm with an actor-critic architecture that has demonstrated success on challenging tasks like playing video games and manipulating dexterous robots [72, 73]. PPO is an actor-critic algorithm retrieving a policy (the actor) and a value-function (the critic), which calculates the value of the discounted reward that the agent would receive at the conclusion of the process starting from any state. The policy loss function used for PPO is given below:

$$\begin{aligned} L^C(t) &= \mathbb{E}\left[\min(r_t(\theta)\hat{A}_t, \underbrace{\text{clip}(r_t(\theta), 1 - \epsilon, 1 + \epsilon)\hat{A}_t}_{\text{surrogate objective}})\right] \\ &= \mathbb{E}\left[\min\left(\frac{\pi_\theta(a_t|s_t)}{\pi_{\theta_{old}}(a_t|s_t)}\hat{A}_t, \underbrace{\text{clip}\left(\frac{\pi_\theta(a_t|s_t)}{\pi_{\theta_{old}}(a_t|s_t)}, 1 - \epsilon, 1 + \epsilon\right)\hat{A}_t}_{\text{surrogate objective}}\right)\right] \end{aligned} \quad (5)$$

where $L^C(t)$ is loss function with clipped surrogate objective function, $r_t(\theta)$ is reward, \hat{A}_t is advantage, ϵ is hyperparameter, a_t is action, s_t is state, π_θ and $\pi_{\theta_{old}}$ are policies. Since we initialize π_θ as $\pi_{\theta_{old}}$ (and thus the ratios start all equal to one), the first step we take is identical to a maximization step over the unclipped surrogate reward. Therefore, the size of the surrogate landscape alone determines how big a step we take, and we can end up traveling arbitrarily far from the trust area.

III. P2P POWER TRADING

A. RL based P2P power trading

1) P2P power trading strategy

A cooperative game model for P2P power trading is applied to the power management of nanogrid cluster in real-time. The cooperative game model is used so that independent clusters work together as a single entity to minimize electricity costs through P2P power trading. In P2P power trading, buying and selling rules between clusters are set according to two cases. Case 1 corresponds to a situation where the amount of RESs power supplied by producer is greater than the amount of demand power required by consumer, and case 2 refers to a situation where the amount of RESs power supplied by producer is less than the amount of demand power required by the consumer. P2P power trading between nanogrid clusters is implemented individually by using UT and RESs at local prices, which can take advantage of other households with energy surplus by buying their excess at a relatively cheaper local price with respect to grid buy price. Each cluster have 3, 5 modes in (6), (7) for economical operating cost and peak demand benefits.

2) Model of action space

The P2P power trading process is established as a Markov decision process (MDP) with multiple variables, using RL technology to achieve the economical operation of nanogrid clusters with cooperative P2P power trading. In MDP, an action can be selected among the set of all actions by the agent in a given state. In P2P power trading, the set of actions that a prosumer can select in a given state represents the actions for participating in the trading, such as buying, selling, and holding in connection with UT and RESs. $A_{P2P}(n)$ and $PW_{P2P}(n)$ are switching functions of action and the amount of traded power in P2P power trading at n -th time interval, respectively. This can be calculated according to the allowable power consumption constraint (PW^{\max}) given below

$$A_{P2P}(n), PW_{P2P}(n) = \begin{cases} +1(\text{Buy from RES}), & \max\{0, (PW_{cluster}(n) - PW_{RES}(n)) - PW^{\max}\} \\ -1(\text{Sell to RES}), & \max\{0, PW^{\max} - (PW_{cluster}(n) + PW_{RES}(n))\} \\ 0(\text{idle}), & 0 \end{cases} \quad (6)$$

$$A_{N_P2P}(n), PW_{N_P2P}(n) = \begin{cases} +2(\text{Buy from UT}), & \max\{0, (PW_{cluster}(n) - PW_{RES}(n)) - PW^{\max}\} \\ +1(\text{Buy from RES}), & \max\{0, (PW_{cluster}(n) - PW_{RES}(n)) - PW^{\max}\} \\ -2(\text{Sell to UT}), & \max\{0, PW^{\max} - (PW_{cluster}(n) + PW_{RES}(n))\} \\ -1(\text{Sell to RES}), & \max\{0, PW^{\max} - (PW_{cluster}(n) + PW_{RES}(n))\} \\ 0(\text{idle}), & 0 \end{cases} \quad (7)$$

where PW^{\max} is the allowable power consumption, $PW_{cluster}(n)$ is the required power demand of nanogrid cluster, and $PW_{RES}(n)$ is the produced power from RESs located in nanogrid cluster. The prosumer can choose to buy or sell energy considering the energy deficit or surplus conditions in cooperative P2P power trading. Two types of RL based P2P power trading methods are presented; P2P power trading considering RESs only equation (8) and the proposed P2P power trading reflecting UT and RESs equation (9).

In equation (10), we define the P2P power trading actions and traded power by RES with three possible options: +1 (buy from RES, $\max\{0, (PW_{cluster}(n) - PW_{RES}(n)) - PW^{\max}\}$), -1 (sell to RES, $\max\{0, PW^{\max} - (PW_{cluster}(n) + PW_{RES}(n))\}$), and 0 (idle, 0). In equation (11), we define the proposed power trading actions by UT and RES with five possible options: +2 (buy from UT, $\max\{0, (PW_{cluster}(n) - PW_{RES}(n)) - PW^{\max}\}$), +1 (buy from RES, $\max\{0, (PW_{cluster}(n) - PW_{RES}(n)) - PW^{\max}\}$), -2 (sell to UT, $\max\{0, PW^{\max} - (PW_{cluster}(n) + PW_{RES}(n))\}$), -1 (sell to

RES, $\max\{0, PW^{max} - (PW_{cluster}(n) + PW_{RES}(n))\}$, and 0 (idle, 0). To maximize profit of nanogrid clusters through P2P power trading, the UT and RESs are considered in the proposed method.

3) Model of state space

The set of states $S_{P2P}(n)$ of the agent, which is the decision maker in a trading environment, is described in equation (12), where $D_i(n)$ is demand of each cluster, $S_i(n)$ is supply of renewable power generation, and $DR(n)$ and $SMP(n)$ are the electricity cost represented by DR and SMP, respectively. In the P2P power trading system, $S_{P2P}(n)$ represents the state of the prosumer considering the environmental information such as distributed energy production, consumption, and reserves.

$$S_{P2P}(n) = [D_1(n), \dots, D_{10}(n), S_1(n), \dots, S_{10}(n), DR(n), SMP(n)]^T \quad (13)$$

4) Model of reward function

The reward $R_{P2P}(n)$ that the agent obtains from each action in a given state is presented in equation (14). Reward is typically a scalar, and depending on how the condition is set in each state, the reward obtained by the agent varies. There are two types of rewards: immediate reward, which is rewarded for the outcome of the next state, and delayed reward, which is rewarded for future results that are affected by the current behavior [27]. In the proposed P2P power trading system, immediate different reward is given by comparing the electricity cost of local nanogrid cluster using baseline method of P2P power trading and that using proposed method of P2P power trading with RL technology. A positive reward is provided when the electricity cost of the proposed method is lower than that of baseline method, and a negative reward is provided when the electricity cost of the proposed method is higher than that of baseline method.

$$R_{P2P}(n) = \begin{cases} +1 & \text{If } (C_{baseline}(n) > C_{proposed}(n)) \\ -1 & \text{If } (C_{baseline}(n) \leq C_{proposed}(n)) \end{cases} \quad (15)$$

$$C_{baseline}(n), C_{proposed}(n) = \left(\begin{array}{l} PW_{grid,load}(n) * O_{grid,load}(n) * DR(n) + PW_{RES,load}(n) * O_{RES,load}(n) * SMP(n) \\ + PW_{grid,P2P}(n) * A_{grid,P2P}(n) * DR(n) + PW_{RES,P2P}(n) * A_{RES,P2P}(n) * SMP(n) \end{array} \right) \quad (16)$$

where $C_{baseline}(n)$, $C_{proposed}(n)$ are the electricity cost of baseline and proposed method of P2P power trading, $PW_{grid,load}(n)$ is load by UT, $PW_{RES,load}(n)$ is load by RESs, $PW_{grid,P2P}(n)$ is load for P2P power trading by UT, $PW_{RES,P2P}(n)$ is load for P2P power trading by RESs, $A_{grid,P2P}(n)$ is action state of P2P power trading by UT, $A_{RES,P2P}(n)$ is action state of P2P power trading by RESs, $O_{grid,load}(n)$ is switching function of load by UT, $O_{RES,load}(n)$ is switching function of load by RESs.

B. Multi objective optimization for local nanogrid

Multi objective optimization suggests the tradeoff solution for power management in nanogrid clusters. It is assumed that a smart meter in a nanogrid cluster could control the operation of all loads, such as electric devices, EV, and HVAC. Also, smart meters can monitor voltage and current signal of individual nanogrid, and can calculate the power consumption of nanogrid cluster based on individual nanogrids. For the optimal operation planning of nanogrid clusters, multi objective optimization can be performed in real-time. The objective functions with constraints in multi objective optimization are used in various combinations depending on complex problems. The

ability to switch schedulable loads is achieved through multi objective optimization, which allows simultaneous attempts at minimizing peak loads and grid dependencies.

1) *Objective function #1: minimize the cluster's maximum load*

Minimizing the electricity cost by schedulable load is the first objective function for power management of nanogrid cluster. This peak load shifting is performed by schedulable loads without considering non-schedulable loads. For occupants' convenience, the non-schedulable loads are used directly before using the schedulable loads. To provide electricity to load demand of nanogrid cluster, the power sources are used by the UT, RESs, and the P2P power trading system. Through schedulable load scheduling which control the switching function of schedulable loads, electricity cost of nanogrid cluster is minimized

$$\min_{(O_{flex,1}, \dots, O_{flex,I}, O_{EV,k})} \left[\begin{array}{l} \sum_{i=1}^I PW_{flex,i}(n) * O_{flex,i}(n) \\ + \sum_{j=1}^J PW_{non-flex,j}(n) * O_{non-flex,j}(n) \\ + \sum_{k=1}^K PW_{EV,k}(n) * O_{EV,k}(n) \end{array} \right] \quad (17)$$

where $PW_{flex,i}(n)$, $PW_{non-flex,j}(n)$, $PW_{EV,k}(n)$ are power consumption of flexible load, non-flexible load, and EV charging/discharging load at the n -th time interval, respectively. $O_{flex,i}(n)$, $O_{non-flex,j}(n)$, $O_{EV,k}(n)$ are switch functions of flexible load, non-flexible load, and EV charging/discharging in the nanogrid cluster at the n -th time interval, respectively. The increment of n by 1 at n -th time interval corresponds to an additional 10 min time interval.

2) *Objective function #2: maximize the cluster's RESs' dependence*

For the eco-friendly operation of nanogrid clusters, the ability to supply power from RESs is becoming more critical. Although it is more economical to consume power from the UT at a lower rate depending on the DR program over time, prioritizing the use of PV power is promoted for environmental operation management. As more energy is consumed locally instead of passing through long transmission lines without power loss, RESs have a significant impact on fossil energy reduction and energy efficiency improvement.

$$\min_{\left(\begin{array}{l} PW_{grid,load}, O_{grid,load} \\ , PW_{RES,load}, O_{RES,load} \\ , PW_{EV,load}, O_{EV,load} \end{array} \right)} \left[\begin{array}{l} PW_{grid,load}(n) * O_{grid,load}(n) - PW_{grid,P2P}(n) * A_{grid,P2P}(n) \\ - PW_{RES,load}(n) * O_{RES,load}(n) - PW_{RES,P2P}(n) * A_{RES,P2P}(n) \\ - PW_{EV,load}(n) * O_{EV,load}(n) - PW_{EV,P2P}(n) * A_{EV,P2P}(n) \end{array} \right] \quad (18)$$

Self-supplied power from RESs is preferentially used to reduce reliance on the UT, so that the RESs can provide part of the power consumption for load demand and the rest can be supplied from the UT.

IV. CASE STUDY

A. Experiment setup

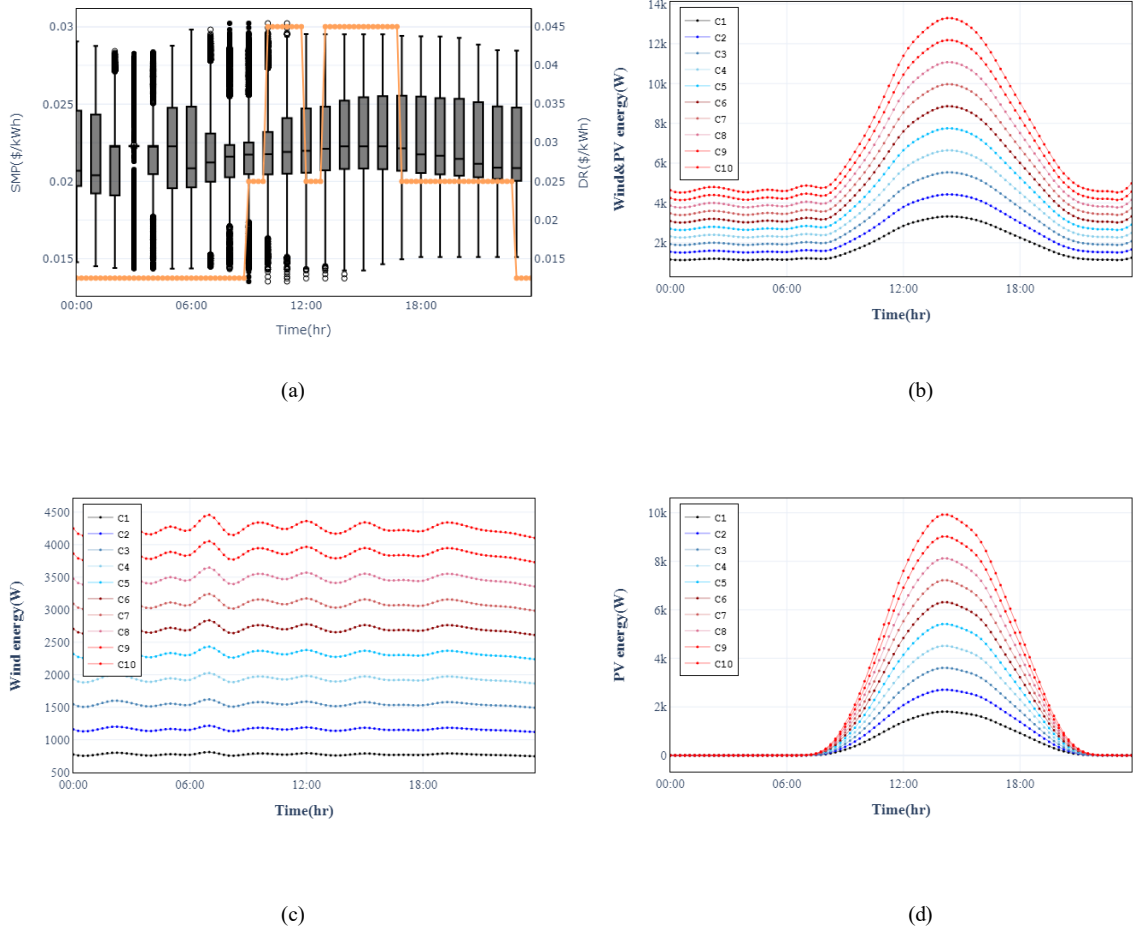


Fig. 4. Variations of electricity rate and renewable energy production by each clusters: (a) Electricity rate of DR program (ToU tariff) and average monthly SMP; (b) Wind & PV energy production by each cluster; (c) Wind energy production by each cluster; (d) PV energy production by each cluster.

DR programs composed of three types of electricity rates, namely, ToU based electricity rate, progressive-based electricity rate, and climate change & environmental charge rate are defined as:

$$DR = (R_{TOU}, R_{PROG}, R_{CCEC}) \quad (19)$$

$$R_{TOU} = \begin{cases} 0.06\$/kWh (off - peak) & \text{If } (23:00 < t \leq 09:00) \\ 0.12\$/kWh (mid - peak) & \text{If } \left(\begin{array}{l} 09:00 < t \leq 10:00 \\ \text{or } 12:00 < t \leq 13:00 \\ \text{or } 17:00 < t \leq 23:00 \end{array} \right) \\ 0.18\$/kWh (on - peak) & \text{If } \left(\begin{array}{l} 10:00 < t \leq 12:00 \\ \text{or } 13:00 < t \leq 17:00 \end{array} \right) \end{cases} \quad (20)$$

$$R_{PROG} = \begin{cases} 0.008\$/kWh & \text{If } (PW_{total} \leq 300kWh) \\ 0.018\$/kWh & \text{If } (301kWh < PW_{total} \leq 450kWh) \\ 0.027\$/kWh & \text{If } (450kWh < PW_{total}) \end{cases} \quad (21)$$

$$R_{CCEC} = R_{RPS} + R_{ETS} + R_{CGR} \quad (22)$$

where R_{TOU} is ToU based electricity rate, R_{PROG} is progressive-based electricity rate, R_{CCEC} is climate change & environmental charge rate, R_{RPS} is renewable portfolio standards (RPS) electricity rate, R_{ETS} is emission trading system (ETS) electricity rate, and R_{CGR} is coal generation reduction (CGR) electricity rate. PW_{total} is total power consumption in a month, which is calculated by the sum of the power consumption for schedulable, non-schedulable, and interruptible loads. R_{TOU} varies depending on off-peak, mid-peak, and on-peak time intervals mentioned in equation (23). R_{PROG} is determined depending on the amount of PW_{total} defined in equation (24) and R_{CCEC} is calculated by the sum of R_{RPS} , R_{ETS} , and R_{CGR} shown in equation (25).

In [50], the setup of each nanogrid for simulation is presented. The operation control of HVAC and electric appliances is determined by occupant location and behavior pattern set by the hidden Markov model and the probability model of electric appliances use. HVACs and electric appliances with a power range of 30 to 1000W are placed in the room. P2P power trading system of nanogrid cluster is described in Section II [2].

Simulations are implemented with renewable energy production by each cluster shown in Fig. 4(b), 4(c), and 4(d). The electricity cost is calculated with the DR program used by KEPCO and the SMP by KPX in Fig. 4(a) [74]. The electricity cost of the cluster increases according to the intermittency of renewable energy. In the hybrid wind PV system, it confirms that the effect of P2P power trading is huge as it is well distributed in the situation of insufficient power. Cluster 10 produces a more significant amount of renewable energy than cluster 1 as presented in Fig. 4(b).

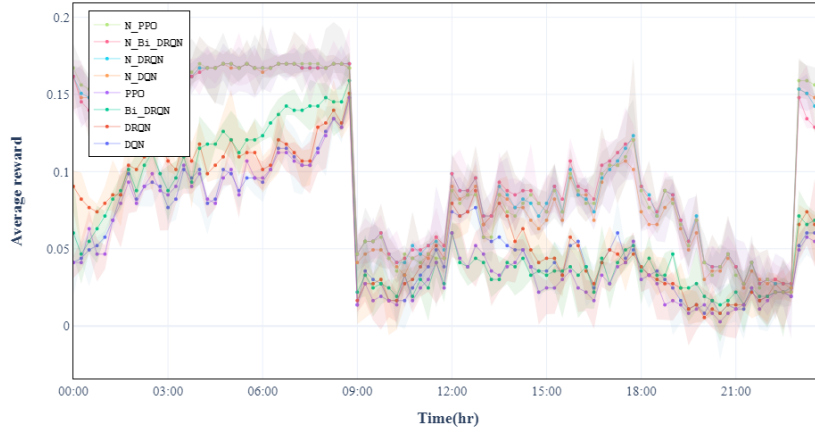


Fig. 5. Average rewards for training epoch with DQN, DRQN, Bi_DRQN, PPO, N_DQN, N_DRQN, N_Bi_DRQN and, N_PPO.

Each layer for RL is based on GCN&CNN layer (DQN , N_DQN), GCN&LSTM layer ($DRQN$, N_DRQN) and GCN&bi-directional LSTM layer (Bi_DRQN , N_Bi_DRQN , PPO , N_PPO) as shown in Fig. 4. The hyperparameters used for experiments are adopted from [46, 73, 75] describing environment of the DQN , N_DQN , $DRQN$, N_DRQN , Bi_DRQN , N_Bi_DRQN , PPO and N_PPO . Hyperparameters for DQN , N_DQN , $DRQN$, N_DRQN , Bi_DRQN , and N_Bi_DRQN are: optimizer=Adam, batch size $B=128$, $N_T=22$, $\gamma=0.95$, $\epsilon=0.1$, $\epsilon_{decay}=0.995$, $\epsilon_{min}=0.01$, learning rate=0.005. Hyperparameters for PPO , N_PPO setup are: $\gamma=0.99$, update

interval=128, actor learning rate=0.0005, critic learning rate=0.001, clip ratio=0.1, $\lambda = 0.95$, epochs=3. To prove effectiveness of the proposed P2P trading, we present the comparison of training performance between the proposed P2P trading and the typical P2P trading methods. From the comparisons, it is apparent that the N_DQN , N_DRQN , N_Bi_DRQN and, N_PPO methods outperform the DQN , $DRQN$, Bi_DRQN , and PPO methods making more rewards (accumulated trading profits) as shown in Fig. 5.

B. Case study of experimental results

The experiments are simulated with P2P power trading for *Baseline* (rule-based model), DQN , N_DQN , $DRQN$, N_DRQN , Bi_DRQN , N_Bi_DRQN , PPO and N_PPO . The efficiency of our proposed technique is shown by comparing it to the following techniques:

1) *Baseline* (rule-based model): The clusters exclusively sell renewable energy with external networks and do not employ RL for P2P power trading. The rule-based operating policy calculates the difference between the estimated energy demand and generation for the trading time slot, and a cluster sells the surplus electricity or buys the needed energy to/from other clusters according to the situation.

2) DQN , $DRQN$, Bi_DRQN , PPO : The DQN , $DRQN$, Bi_DRQN , PPO methods are configured similarly to rule-based one, with the exception that it uses ten independent cluster agents to track each cluster's trading activity on external networks. As a result, the agents train their critic networks using their own observations, actions, rewards, and subsequent observations.

3) N_DQN , N_DRQN , N_Bi_DRQN , N_PPO : The N_DQN , N_DRQN , N_Bi_DRQN , N_PPO methods will use our system model for P2P energy trading by using UT and RESs. In the P2P power trading, consumers and prosumers can make up for the reduction of electricity costs and the intermittency of self-supplied power generation by strategically using the UT and RESs. The electricity rate of the UT and self-distributed power generation varies over time, and the electricity cost becomes cheaper as more electricity is used appropriately every hour. Hybrid renewable energy system consisting of wind and PV system can increase the efficiency of P2P trading, and bring more profits to consumers and prosumers from electricity costs that change over time.

Figure 6 shows the total cluster electricity cost of schedulable/non-schedulable electric appliances in a nanogrid cluster corresponding to clusters 1, 5, and 10, respectively. The proposed approach can reduce the electricity cost and outperform other methods with DR and SMP. The N_PPO approach achieves electricity cost of \$ 641.5, \$ 602.5 and \$ 193.2 in cluster 1, 5, and 10, respectively. In relative terms, N_PPO reduces the cost by 5.99%, 27.00%, and 74.78% compared to those of *Baseline* for the cluster 1, 5, and 10 as shown in Table. 2, respectively. Compared to the case where the amount of renewable energy generation in cluster 1 is small, the proposed algorithm shows better performance when the ratio of renewable energy generation is large in cluster 10.

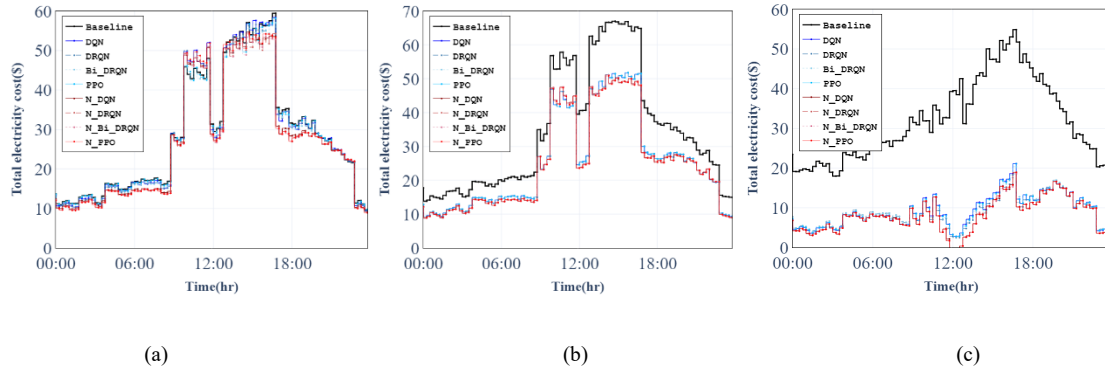


Fig. 6. The total cluster electricity cost of schedulable/non-schedulable electric appliances in nanogrid cluster: (a) cluster 1; (b) cluster 5; (c) cluster 10.

The total cluster power consumption for schedulable/non-schedulable electric appliances of the nanogrid clusters is depicted in Fig. 7. Unlike electricity costs, the total cluster power consumption of the N_DQN , N_DRQN , N_Bi_DRQN , N_PPO shows higher value compared to that of Baseline, DQN , $DRQN$, Bi_DRQN , PPO in cluster 1, 5, and 10. By reducing scheduling delay and effectively using additional renewable energy with the P2P power trading system, the total cluster electricity cost can be decreased although the total cluster power consumption increases.

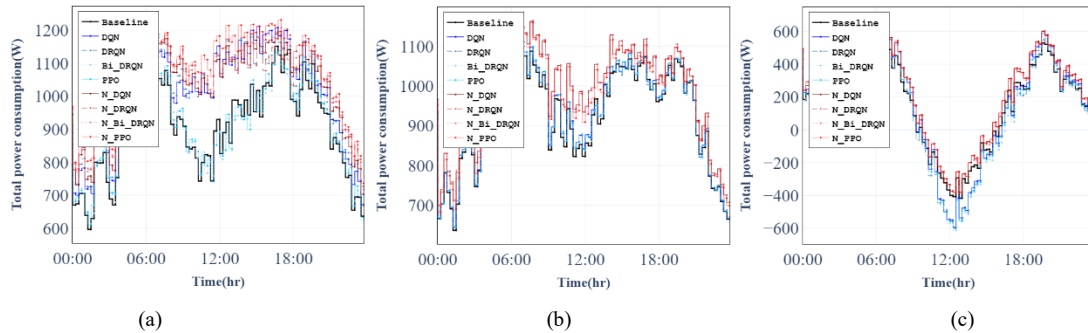


Fig. 7. The total cluster power consumption of schedulable/non-schedulable electric appliances in nanogrid cluster: (a) cluster 1; (b) cluster 5; (c) cluster 10.

Figure 8 shows traded power of nanogrid cluster by EV discharging and renewable power system for the cluster 1, 5, and 10. As shown in Fig. 8, traded power of the DQN , $DRQN$, Bi_DRQN , PPO , N_DQN , N_DRQN , N_Bi_DRQN , and N_PPO to minimize scheduling delay by securing smooth resources through P2P power trading is higher than that of rule-based methods. In Fig. 8(a), renewable energy production of cluster 1 is small, so it is used for power consumption of N_PPO without P2P power trading. The reason for the high electricity cost even with a large traded power is that DR&SMP is not well considered in cluster 1. Since cluster 5 and 10 have higher capacity of wind and PV system, more P2P power trading is performed in cluster 5 and 10 compared with cluster 1. The flexibility of each cluster is improved, and the intermittent part of the renewable energy is resolved. Also, it can be confirmed that the power from EV discharging and renewable power system is well distributed to each nanogrid cluster where energy is insufficient through P2P power trading.

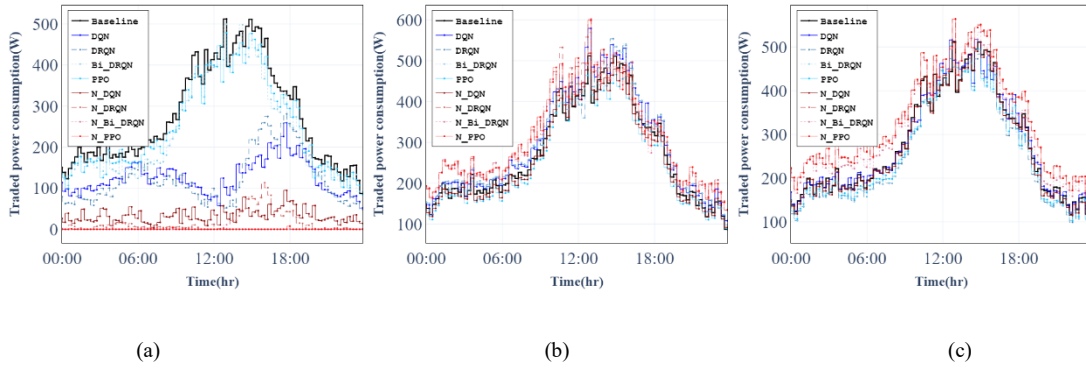


Fig. 8. Traded power of nanogrid cluster by EV discharging and renewable power system: (a) cluster 1 ; (b) cluster 5; (c) cluster 10.

In 9 types of experiments, total cluster electricity costs are shown in TABLE 2. In the proposed method, N_PPO , the total electricity costs reduction of the nanogrid cluster are 5.99%, 27.00%, and 74.78% in cluster 1, 5, and 10, respectively, and renewable energy usage increases through power distribution of renewable energy via P2P power trading. As a result of these simulations, we can see that RL based cooperative P2P power trading enables the connection of EV prosumers and renewable power generation prosumers, reduces electricity costs, and is efficient in P2P power trading. The combination of intermittent wind and PV power generation and P2P power trading shows better results and is recommended as a future power system.

TABLE 2. The simulation results summary.

	CLUSTER	BASELINE	DQN	DRQN	BI_DRQN	PPO	N_DQN	N_DRQN	N_BI_DRQN	N_PPO
CLUSTER 1	ELECTRICITY COST(\$)	\$ 682.4	\$ 682.0	\$ 676.4	\$ 669.6	\$ 676.4	\$ 648.5	\$ 648.2	\$ 642.2	\$ 641.5
	SAVING(%)	-	0.05%	0.87%	1.87%	0.87%	4.96%	5.01%	5.89%	5.99%
CLUSTER 5	Electricity cost(\$)	\$ 825.4	\$ 603.3	\$ 617.1	\$ 617.1	\$ 617.2	\$ 603.7	\$ 603.5	\$ 603.7	\$ 602.5
	Saving(%)	-	26.90%	25.23%	25.23%	25.22%	26.85%	26.88%	26.85%	27.00%
CLUSTER 10	Electricity cost(\$)	\$ 766.3	\$ 221.5	\$ 215.8	\$ 222.0	\$ 220.6	\$ 193.7	\$ 193.8	\$ 193.6	\$ 193.2
	Saving(%)	-	71.09%	71.83%	71.02%	71.21%	74.72%	74.70%	74.73%	74.78%

V. CONCLUSION

In this study, a novel cooperative P2P power trading architecture and method are presented. This technique is applied to a nanogrid cluster for power management through the P2P power trading method with cooperative game theory. The flexible and reliable DC-nanogrid is suitable to be interconnected with RESs, and it has the hybrid wind-PV system to utilize it as the secondary energy source. For maximizing the profit of P2P power trading, not only RESs, but also UT is used in RL based cooperative P2P power trading. For power management of nanogrid clusters, multi objective optimization is applied to minimize the clusters' maximum load and to maximize the clusters' dependencies on RESs. Simulations are implemented in 9 types of P2P power trading method, having different capacities of RESs. As the P2P power trading method is applied to each environment in simulation, total electricity cost has decreased further in the aspect of public welfare for buyers and sellers. Also, the results show the flexibility and reliability of the nanogrid cluster system with P2P power trading. P2P power trading and power management in the nanogrid cluster are simulated on the distribution test feeder in real-time and nanogrid cluster could reduce electricity cost by 36.7%.

ACKNOWLEDGMENT

This work was supported by the Korea Institute of Energy Technology Evaluation and Planning (KETEP) and the Ministry of Trade, Industry & Energy (MOTIE) of the Republic of Korea (No. 20192010107290).

REFERENCES

- [1] C. Zhang, J. Wu, C. Long, and M. Cheng, "Review of existing peer-to-peer energy trading projects," *Energy Procedia*, vol. 105, pp. 2563-2568, 2017.
- [2] S. Lee *et al.*, "Cooperative decentralized peer-to-peer electricity trading of nanogrid clusters based on predictions of load demand and PV power generation using a gated recurrent unit model," *IET Renewable Power Generation*, vol. 15, no. 15, pp. 3505-3523, 2021.
- [3] D. L. Gerber, R. Liou, and R. Brown, "Energy-saving opportunities of direct-DC loads in buildings," *Applied Energy*, vol. 248, pp. 274-287, 2019.
- [4] R. Khalid, N. Javaid, A. Almogren, M. U. Javed, S. Javaid, and M. Zuair, "A blockchain-based load balancing in decentralized hybrid P2P energy trading market in smart grid," *IEEE Access*, vol. 8, pp. 47047-47062, 2020.
- [5] S. Zhou, F. Zou, Z. Wu, W. Gu, Q. Hong, and C. Booth, "A smart community energy management scheme considering user dominated demand side response and P2P trading," *International Journal of Electrical Power & Energy Systems*, vol. 114, p. 105378, 2020.
- [6] A. Lüth, J. M. Zepter, P. C. del Granado, and R. Egging, "Local electricity market designs for peer-to-peer trading: The role of battery flexibility," *Applied energy*, vol. 229, pp. 1233-1243, 2018.
- [7] P. Baez-Gonzalez, E. Rodriguez-Diaz, M. A. R. Carlini, and C. Bordons, "A power P2P market framework to boost renewable energy exchanges in local microgrids," in *2019 International Conference on Smart Energy Systems and Technologies (SEST)*, 2019: IEEE, pp. 1-6.
- [8] S. Hussain Nengroo *et al.*, "An optimized methodology for a hybrid photo-voltaic and energy storage system connected to a low-voltage grid," *Electronics*, vol. 8, no. 2, p. 176, 2019.
- [9] M. Vahedipour-Dahraie, H. Rashidzadeh-Kermani, M. Shafie-Khah, and P. Siano, "Peer-to-peer energy trading between wind power producer and demand response aggregators for scheduling joint energy and reserve," *IEEE Systems Journal*, 2020.
- [10] Z. Zhang, R. Li, and F. Li, "A novel peer-to-peer local electricity market for joint trading of energy and uncertainty," *IEEE Transactions on Smart Grid*, vol. 11, no. 2, pp. 1205-1215, 2019.
- [11] Y. Park and S. Kim, "Bargaining-Based Smart Grid Pricing Model for Demand Side Management Scheduling," *Etri Journal*, vol. 37, no. 1, pp. 197-202, 2015.
- [12] H. Jin, S. Lee, S. H. Nengroo, and D. Har, "Development of Charging/Discharging Scheduling Algorithm for Economical and Energy-Efficient Operation of Multi-EV Charging Station," *Applied Sciences*, vol. 12, no. 9, p. 4786, 2022.
- [13] T. Kobashi *et al.*, "On the potential of "Photovoltaics+ Electric vehicles" for deep decarbonization of Kyoto's power systems: Techno-economic-social considerations," *Applied Energy*, vol. 275, p. 115419, 2020.
- [14] S. Aznavi, P. Fajri, M. B. Shadmand, and A. Khoshkbar-Sadigh, "Peer-to-peer operation strategy of PV equipped office buildings and charging stations considering electric vehicle energy pricing," *IEEE Transactions on Industry Applications*, vol. 56, no. 5, pp. 5848-5857, 2020.
- [15] N. Ghorbani, A. Kasaeian, A. Toopshekan, L. Bahrami, and A. Maghami, "Optimizing a hybrid wind-PV-battery system using GA-PSO and MOPSO for reducing cost and increasing reliability," *Energy*, vol. 154, pp. 581-591, 2018.
- [16] M. J. Morshed, J. B. Hmida, and A. Fekih, "A probabilistic multi-objective approach for power flow optimization in hybrid wind-PV-PEV systems," *Applied energy*, vol. 211, pp. 1136-1149, 2018.
- [17] A. Shrestha *et al.*, "Peer-to-peer energy trading in micro/mini-grids for local energy communities: A review and case study of Nepal," *IEEE access*, vol. 7, pp. 131911-131928, 2019.
- [18] C. Zhang, J. Wu, Y. Zhou, M. Cheng, and C. Long, "Peer-to-Peer energy trading in a Microgrid," *Applied Energy*, vol. 220, pp. 1-12, 2018.
- [19] J. Guerrero, A. Chapman, and G. Verbic, "A study of energy trading in a low-voltage network: Centralised and distributed approaches," in *2017 Australasian Universities Power Engineering Conference (AUPEC)*, 2017: IEEE, pp. 1-6.
- [20] T. Morstyn, N. Farrell, S. J. Darby, and M. D. McCulloch, "Using peer-to-peer energy-trading platforms to incentivize prosumers to form federated power plants," *Nature Energy*, vol. 3, no. 2, pp. 94-101, 2018.
- [21] Z. Li, S. Bahramirad, A. Paaso, M. Yan, and M. Shahidehpour, "Blockchain for decentralized transactive energy management system in networked microgrids," *The Electricity Journal*, vol. 32, no. 4, pp. 58-72, 2019.
- [22] J. Li, C. Zhang, Z. Xu, J. Wang, J. Zhao, and Y.-J. A. Zhang, "Distributed transactive energy trading framework in distribution networks," *IEEE Transactions on Power Systems*, vol. 33, no. 6, pp. 7215-7227, 2018.
- [23] T. Morstyn and M. D. McCulloch, "Multiclass energy management for peer-to-peer energy trading driven by prosumer preferences," *IEEE Transactions on Power Systems*, vol. 34, no. 5, pp. 4005-4014, 2018.
- [24] W. Tushar, T. K. Saha, C. Yuen, P. Liddell, R. Bean, and H. V. Poor, "Peer-to-peer energy trading with sustainable user participation: A game theoretic approach," *IEEE Access*, vol. 6, pp. 62932-62943, 2018.
- [25] M. Yazdani and A. Mehrizi-Sani, "Distributed control techniques in microgrids," *IEEE Transactions on Smart Grid*, vol. 5, no. 6, pp. 2901-2909, 2014.
- [26] A. Bidram and A. Davoudi, "Hierarchical structure of microgrids control system," *IEEE Transactions on Smart Grid*, vol. 3, no. 4, pp. 1963-1976, 2012.
- [27] N. Wang, W. Xu, Z. Xu, and W. Shao, "Peer-to-peer energy trading among microgrids with multidimensional willingness," *Energies*, vol. 11, no. 12, p. 3312, 2018.
- [28] D. Han, C. Zhang, J. Ping, and Z. Yan, "Smart contract architecture for decentralized energy trading and management based on blockchains," *Energy*, vol. 199, p. 117417, 2020.
- [29] T. T. A. Dinh, R. Liu, M. Zhang, G. Chen, B. C. Ooi, and J. Wang, "Untangling blockchain: A data processing view of blockchain systems," *IEEE transactions on knowledge and data engineering*, vol. 30, no. 7, pp. 1366-1385, 2018.
- [30] Z. Li, J. Kang, R. Yu, D. Ye, Q. Deng, and Y. Zhang, "Consortium blockchain for secure energy trading in industrial internet of things," *IEEE transactions on industrial informatics*, vol. 14, no. 8, pp. 3690-3700, 2017.

- [31] S. Thakur and J. G. Breslin, "Peer to peer energy trade among microgrids using blockchain based distributed coalition formation method," *Technology and Economics of Smart Grids and Sustainable Energy*, vol. 3, no. 1, pp. 1-17, 2018.
- [32] H. Zhang, J. Wang, and Y. Ding, "Blockchain-based decentralized and secure keyless signature scheme for smart grid," *Energy*, vol. 180, pp. 955-967, 2019.
- [33] J. Li, N. Li, J. Peng, H. Cui, and Z. Wu, "Energy consumption of cryptocurrency mining: A study of electricity consumption in mining cryptocurrencies," *Energy*, vol. 168, pp. 160-168, 2019.
- [34] S. Noor, W. Yang, M. Guo, K. H. van Dam, and X. Wang, "Energy Demand Side Management within micro-grid networks enhanced by blockchain," *Applied energy*, vol. 228, pp. 1385-1398, 2018.
- [35] A. Zanello, N. Bui, A. Castellani, L. Vangelista, and M. Zorzi, "Internet of things for smart cities," *IEEE Internet of Things journal*, vol. 1, no. 1, pp. 22-32, 2014.
- [36] P. Suresh, J. V. Daniel, V. Parthasarathy, and R. Aswathy, "A state of the art review on the Internet of Things (IoT) history, technology and fields of deployment," in *2014 International conference on science engineering and management research (ICSEMR)*, 2014: IEEE, pp. 1-8.
- [37] E. Mengelkamp, J. Gärtner, K. Rock, S. Kessler, L. Orsini, and C. Weinhardt, "Designing microgrid energy markets: A case study: The Brooklyn Microgrid," *Applied Energy*, vol. 210, pp. 870-880, 2018.
- [38] I. Atzeni, L. G. Ordóñez, G. Scutari, D. P. Palomar, and J. R. Fonollosa, "Demand-side management via distributed energy generation and storage optimization," *IEEE Transactions on Smart Grid*, vol. 4, no. 2, pp. 866-876, 2012.
- [39] M. Seo, L. F. Vecchietti, S. Lee, and D. Har, "Rewards prediction-based credit assignment for reinforcement learning with sparse binary rewards," *IEEE Access*, vol. 7, pp. 118776-118791, 2019.
- [40] T. Kim, L. F. Vecchietti, K. Choi, S. Lee, and D. Har, "Machine Learning for Advanced Wireless Sensor Networks: A Review," *IEEE Sensors Journal*, 2020.
- [41] F.-D. Li, M. Wu, Y. He, and X. Chen, "Optimal control in microgrid using multi-agent reinforcement learning," *ISA transactions*, vol. 51, no. 6, pp. 743-751, 2012.
- [42] D. O'Neill, M. Levorato, A. Goldsmith, and U. Mitra, "Residential demand response using reinforcement learning," in *2010 First IEEE international conference on smart grid communications*, 2010: IEEE, pp. 409-414.
- [43] F. Ruelens, B. J. Claessens, S. Vandael, S. Iacovella, P. Vingerhoets, and R. Belmans, "Demand response of a heterogeneous cluster of electric water heaters using batch reinforcement learning," in *2014 Power Systems Computation Conference*, 2014: IEEE, pp. 1-7.
- [44] H. Wang, T. Huang, X. Liao, H. Abu-Rub, and G. Chen, "Reinforcement learning in energy trading game among smart microgrids," *IEEE Transactions on Industrial Electronics*, vol. 63, no. 8, pp. 5109-5119, 2016.
- [45] C. Hau, K. K. Radhakrishnan, J. Siu, and S. K. Panda, "Reinforcement learning based energy management algorithm for energy trading and contingency reserve application in a microgrid," in *2020 IEEE PES Innovative Smart Grid Technologies Europe (ISGT-Europe)*, 2020: IEEE, pp. 1005-1009.
- [46] T. Chen and W. Su, "Local energy trading behavior modeling with deep reinforcement learning," *Ieee Access*, vol. 6, pp. 62806-62814, 2018.
- [47] H. Yao, T. Mai, J. Wang, Z. Ji, C. Jiang, and Y. Qian, "Resource trading in blockchain-based industrial Internet of Things," *IEEE Transactions on Industrial Informatics*, vol. 15, no. 6, pp. 3602-3609, 2019.
- [48] T. Chen and W. Su, "Indirect customer-to-customer energy trading with reinforcement learning," *IEEE Transactions on Smart Grid*, vol. 10, no. 4, pp. 4338-4348, 2018.
- [49] R. Jing, M. N. Xie, F. X. Wang, and L. X. Chen, "Fair P2P energy trading between residential and commercial multi-energy systems enabling integrated demand-side management," *Applied Energy*, vol. 262, p. 114551, 2020.
- [50] S. Lee *et al.*, "Optimal Power Management for Nanogrids Based on Technical Information of Electric Appliances," *Energy and Buildings*, vol. 191, pp. 174-186, May 2019, doi: 10.1016/j.enbuild.2019.03.026.
- [51] K. P. Exchange, "Survey Report of Home Appliance Supply Rate and Electricity Consumption Behavior of Residential Customers", *Korea Power Exchange, Naju-si, South Korea, Tech. Rep.*, 2006.
- [52] W. Tushar *et al.*, "A motivational game-theoretic approach for peer-to-peer energy trading in the smart grid," *Applied energy*, vol. 243, pp. 10-20, 2019.
- [53] S. Kim, "An adaptive smart grid management scheme based on the cooperation game model," *ETRI journal*, vol. 36, no. 1, pp. 80-88, 2014.
- [54] A. Brandenburger, "Cooperative game theory: Characteristic functions, allocations, marginal contribution," *Stern School of Business. New York University*, vol. 1, pp. 1-6, 2007.
- [55] J. Lee, J. Guo, J. K. Choi, and M. Zukerman, "Distributed energy trading in microgrids: A game-theoretic model and its equilibrium analysis," *IEEE Transactions on Industrial Electronics*, vol. 62, no. 6, pp. 3524-3533, 2015.
- [56] M. Fathi and H. Bevrani, "Statistical cooperative power dispatching in interconnected microgrids," *IEEE Transactions on Sustainable Energy*, vol. 4, no. 3, pp. 586-593, 2013.
- [57] G. A. Rummery and M. Nanjund, *On-line Q-learning using connectionist systems*. Citeseer, 1994.
- [58] L. Busoniu, R. Babuska, B. De Schutter, and D. Ernst, *Reinforcement learning and dynamic programming using function approximators*. CRC press, 2017.
- [59] A. Qin, Z. Shang, J. Tian, Y. Wang, T. Zhang, and Y. Y. Tang, "Spectral-spatial graph convolutional networks for semisupervised hyperspectral image classification," *IEEE Geoscience and Remote Sensing Letters*, vol. 16, no. 2, pp. 241-245, 2018.
- [60] Y. LeCun, Y. Bengio, and G. Hinton, "Deep learning," *nature*, vol. 521, no. 7553, pp. 436-444, 2015.
- [61] V. Mnih *et al.*, "Human-level control through deep reinforcement learning," *nature*, vol. 518, no. 7540, pp. 529-533, 2015.
- [62] D. Silver *et al.*, "Mastering the game of Go with deep neural networks and tree search," *nature*, vol. 529, no. 7587, pp. 484-489, 2016.
- [63] X. Han, H. He, J. Wu, J. Peng, and Y. Li, "Energy management based on reinforcement learning with double deep Q-learning for a hybrid electric tracked vehicle," *Applied Energy*, vol. 254, p. 113708, 2019.
- [64] M. Hausknecht and P. Stone, "Deep recurrent q-learning for partially observable mdps," in *2015 aaai fall symposium series*, 2015.
- [65] T. Ogawa, Y. Sasaka, K. Maeda, and M. Haseyama, "Favorite video classification based on multimodal bidirectional LSTM," *IEEE Access*, vol. 6, pp. 61401-61409, 2018.
- [66] D. Guo, W. Zhou, H. Li, and M. Wang, "Hierarchical LSTM for sign language translation," in *Proceedings of the AAAI Conference on Artificial Intelligence*, 2018, vol. 32, no. 1.
- [67] S. Hochreiter and J. Schmidhuber, "Long short-term memory," *Neural computation*, vol. 9, no. 8, pp. 1735-1780, 1997.
- [68] S. Hochreiter, "The vanishing gradient problem during learning recurrent neural nets and problem solutions," *International Journal of Uncertainty, Fuzziness and Knowledge-Based Systems*, vol. 6, no. 02, pp. 107-116, 1998.

- [69] J.-F. Toubeau, J. Bottieau, F. Vallée, and Z. De Grève, "Deep learning-based multivariate probabilistic forecasting for short-term scheduling in power markets," *IEEE Transactions on Power Systems*, vol. 34, no. 2, pp. 1203-1215, 2018.
- [70] C.-G. Huang, H.-Z. Huang, and Y.-F. Li, "A bidirectional LSTM prognostics method under multiple operational conditions," *IEEE Transactions on Industrial Electronics*, vol. 66, no. 11, pp. 8792-8802, 2019.
- [71] J. Schulman, S. Levine, P. Abbeel, M. Jordan, and P. Moritz, "Trust region policy optimization," in *International conference on machine learning*, 2015: PMLR, pp. 1889-1897.
- [72] O. M. Andrychowicz *et al.*, "Learning dexterous in-hand manipulation," *The International Journal of Robotics Research*, vol. 39, no. 1, pp. 3-20, 2020.
- [73] J. Schulman, F. Wolski, P. Dhariwal, A. Radford, and O. Klimov, "Proximal policy optimization algorithms," *arXiv preprint arXiv:1707.06347*, 2017.
- [74] H. G. Lee, G.-G. Kim, B. G. Bhang, D. K. Kim, N. Park, and H.-K. Ahn, "Design algorithm for optimum capacity of ESS connected with PVs under the RPS program," *IEEE Access*, vol. 6, pp. 45899-45906, 2018.
- [75] J.-G. Kim and B. Lee, "Automatic P2P energy trading model based on reinforcement learning using long short-term delayed reward," *Energies*, vol. 13, no. 20, p. 5359, 2020.