

---

# On the Soft-Subnetwork for Few-shot Class Incremental Learning

---

Haeyong Kang, Jaehong Yoon, Sultan Rizky Hikmawan Madjid, Sung Ju Hwang, Chang D. Yoo  
Korea Advanced Institute of Science and Technology (KAIST)  
{haeyong.kang, jaehong.yoon, suulky, sjhwang82, cd\_yoo}@kaist.ac.kr

## Abstract

Inspired by *Regularized Lottery Ticket Hypothesis (RLTH)*, which hypothesizes that there exist smooth (non-binary) subnetworks within a dense network that achieve the competitive performance to the dense network, we propose a few-shot class incremental learning (FSCIL) method referred to as *Soft-SubNetworks (SoftNet)*. Our objective is to learn a sequence of sessions incrementally, where each session only includes a few training instances per class while preserving the knowledge of the previously learned ones. SoftNet jointly learns the model weights and adaptive non-binary soft masks at a base training session in which each mask consists of the major and minor subnetwork; the former aims to minimize catastrophic forgetting during training, and the latter aims to avoid overfitting to a few samples in each new training session. We provide comprehensive empirical validations demonstrating that our SoftNet effectively tackles the few-shot incremental learning problem by surpassing the performance of state-of-the-art baselines over benchmark datasets.

## 1 Introduction

Lifelong Learning, or Continual Learning, is a learning paradigm to expand knowledge and skills through sequential training of multiple tasks [44]. According to the access to task identity during the training and inference phase, the research is often categorized into specific problems, such as task-incremental [34, 8], class-incremental [4, 25, 27, 37, 23, 3, 19, 46], and task-free continual learning [1, 21, 35, 11]. While the standard scenarios for continual learning assume a sufficiently large number of instances per task, a lifelong learner for real-world applications often suffers from insufficient training instances for each problem to solve. In this paper, we aim to tackle the issue of limited training instances for practical Class-Incremental Learning (CIL), referred to as Few-Shot CIL (FSCIL) [38, 5, 43, 52, 7, 42].

However, there are two critical challenges in solving FSCIL problems: *catastrophic forgetting* and *overfitting*. Catastrophic forgetting [10, 24, 32] or Catastrophic Interference [32] is a phenomenon in which a lifelong learner loses the previously learned task knowledge by updating the weights to adapt to the current task, resulting in a significant performance drop on the previous tasks. Such undesired knowledge drift is irreversible since the scenario does not allow the model to revisit the data for previous tasks. Recent works propose to mitigate catastrophic forgetting for class-incremental learning, often categorized in multiple directions, such as *constraint-based* [37, 3, 18, 19, 46], *memory-based* [37, 5, 31, 42], and *architecture-based methods* [31, 40, 28, 49]. However, we note that catastrophic forgetting becomes further challenging to solve in FSCIL. Due to the small amount of training data for new tasks, the model tends to severely **overfit to new classes** and quickly forget old classes, deteriorating the model performance. In the meantime, several works focus on multiple overfitting issues for continual learning. NCM [19] and BiC [46] highlight the prediction bias problem during sequential training that the models are prone to predict the data to classes in recently trained tasks. OCS [50] tackles the class imbalance problems for rehearsal-based continual learning, where the number of instances at each class varies per task, so the model would perform biased training on

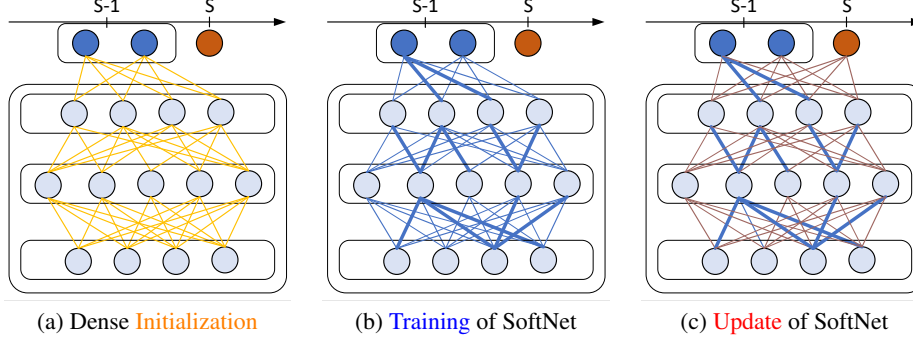


Figure 1: **Incremental Soft-Subnetwork (SoftNet)**: (a) Dense Neural Network is randomly initialized for the base session (S-1) training (b) SoftNet is trained by major subnetwork  $\mathbf{m}_{major} = 1$  (thick solid blue line) and minor  $\mathbf{m}_{minor} \sim U(0, 1)$ , and (c) SoftNet updates only a few minor weights (thin solid red line) for new sessions (S).

dominant classes. Nevertheless, these works do not consider the overfitting issues caused by training a sequence of few-shot tasks. FSL [31] selects a few specific model parameters for new sessions through multiple substeps via iterative reidentification and weight selection for the few-shot CIL problem, which is thereby computationally inefficient.

To tackle the Few-shot CIL problem, we propose a simple yet cost-efficient method named *SoftNet*, which simultaneously alleviates catastrophic forgetting and overfitting. Motivated by *Lottery Ticket Hypothesis* [9], which hypothesizes the existence of competitive subnetworks (winning tickets) within the randomly initialized dense neural network, we suggest a new paradigm for Few-shot CIL, named *Regularized Lottery Ticket Hypothesis*:

**Regularized Lottery Ticket Hypothesis (RLTH).** *A randomly-initialized, dense neural network contains a regularized subnetwork (SoftNet) that is initialized such that - when trained in isolation - it can retain the prior class knowledge of the original network and provides room to learn the new class knowledge after training for at most the same number of iterations.*

Based on RLTH, we propose a method, referred to as **Soft-SubNetworks (SoftNet)**, illustrated in Figure 1. First, SoftNet jointly learns the randomly initialized dense model (Figure 1 (a)) and soft mask  $\mathbf{m} \in [0, 1]^{|\theta|}$  pertaining to Soft-subnetwork (Figure 1 (b)) on the base session training; the soft mask consists of the major part of the model parameters  $\mathbf{m} = 1$  and the minor ones  $\mathbf{m} < 1$  where  $\mathbf{m} = 1$  is obtained by the top- $c\%$  of model parameters and  $\mathbf{m} < 1$  is obtained by the remaining ones ( $1 - \text{top-}c\%$ ) sampled from the uniform distribution. Then, we fix the major part of pre-trained subnetwork weights for maintaining prior class knowledge and update the only minor weights for the novel class knowledge (Figure 1 (c)).

We summarize our key contributions as follows:

- This paper presents a new masking-based method, *Soft-SubNetwork (SoftNet)*, that tackles two critical challenges in the few-shot class incremental learning (FSCIL) known as catastrophic forgetting and overfitting.
- Our SoftNet trains two different types of non-binary masks (subnetworks) for solving FSCIL, in which each soft subnetwork behaves to prevent the continual learner from forgetting previous sessions and model overfitting, respectively.
- We conduct a comprehensive empirical study on SoftNet with multiple class incremental learning methods. Our proposed method significantly outperforms strong baselines on benchmark tasks for FSCIL problems.

## 2 Related Work

**Catastrophic Forgetting.** Researchers have made remarkable progress in tackling the challenges of catastrophic forgetting in lifelong learning. To be specific, Architecture-based approaches [29, 41, 26] utilize an additional capacity to expand [47, 48] or isolate [39] model parameters, thereby avoiding knowledge interference during continual learning; SupSup [45] allocates model parameters dedicated to different tasks and masks them out when learning a new task in continual learning. Very recently,

LL-Tickets [6] shows the existence of a sparse subnetwork, called lifelong tickets, that performs well on all tasks during continual learning. However, many subnetwork-based approaches are incompatible with the FSCIL setting since it is challenging to perform task inference under data imbalances. FSLL [31] aims to search session-specific subnetworks while preserving weights for previous sessions for incremental few-shot learning. However, the expansion process comprises another series of retraining and pruning steps, requiring excessive training time and computational costs. On the contrary, our proposed method, SoftNet, jointly learns the model and task-adaptive smooth (i.e., non-binary) masks of the subnetwork associated with the base session while selecting an essential subset of the model weights for the upcoming session. Furthermore, the smooth masks act as a regularizer that prevents overfitting upon learning new classes.

**Soft-subnetwork.** Recent works with context-dependent gating of sub-spaces [13], parameters [28, 31], or layers [40] of a single network demonstrate its effectiveness at mitigating catastrophic forgetting. [30] combine context-dependent gating with the constraints preventing significant changes in model weights (e.g., Synaptic Intelligence (SI) [51] and Elastic Weight Consolidation (EWC) [24]) to achieve impressive performance gain compared to being used alone. Sigmoid sub-network [14] is used to gate the network parameters to make a context-dependent prediction. [42] shows that obtaining flat loss minima in the base session, which stands for the first task session with a sufficient number of training instances, is necessary to alleviate catastrophic forgetting in incremental few-shot learning. They do so by shifting the model weights on the obtained flat loss contour. Previous works have shown that a flat minimizer is more robust to random perturbations [16, 17, 20]. By selecting sub-networks [9] and optimizing the network parameters in flat regions, we propose a new method to preserve learned knowledge from a base session on a major subnetwork and learn new sessions through regularized minor subnetworks that are not important in the base training stages.

### 3 Soft-Subnetwork for Few-shot Class Incremental Learning

#### 3.1 Problem Statements

Various works have adopted several approaches to solving class incremental learning, such as knowledge distillation, revisiting a subset of prior samples, or isolating essential model parameters for retaining prior class knowledge even after the model loses accessibility to them. However, in a few-shot class incremental learning scenario, due to the small amount of training data for new tasks, the model tends to severely overfit to new classes, making it difficult to fine-tune the previously trained model on a few samples. Further, the fine-tuning process often leads to the catastrophic forgetting of base class knowledge. As a result, regularization is indispensable in the models to avoid forgetting and prevent the model from overfitting to new class samples by updating only the selected parameters for learning in the new session.

**Few-shot Class Incremental Learning (FSCIL)** aims to learn new sessions with only a few examples continually. A FSCIL model learns a sequence of  $T$  training sessions  $\{\mathcal{D}_1, \dots, \mathcal{D}_T\}$ , where  $\mathcal{D}^t = \{z_i = (\mathbf{x}_i^t, y_i^t)\}_i$  is the training data of session  $t$  and  $\mathbf{x}_i^t$  is an example of class  $y_i^t \in \mathcal{O}_t$ . In FSCIL, the base session  $\mathcal{D}_1$  usually contains a large number of classes with sufficient training data for each class, while the subsequent sessions ( $t \geq 2$ ) will only contain a small number of classes with a few training samples per class, e.g., the  $t$ th session  $\mathcal{D}_t$  is often presented as a  $N$ -way  $K$ -shot task. In each training session  $t$  in FSCIL, the model can access only the training data  $\mathcal{D}_t$  and a small number of examples stored in the previous session. When the training of session  $t$  is completed, the model is evaluated on test samples from all classes  $\mathcal{O} = \bigcup_{i=1}^t \mathcal{O}^i$ , where  $\mathcal{O}^i \cap \mathcal{O}^{j \neq i} = \emptyset, \forall i, j \leq T$ .

Consider a supervised learning setup where the  $T$  sessions arrive in a lifelong learner  $f(\cdot; \theta)$  parameterized by the model weights  $\theta$  in sequential order. A few-shot class incremental learning scenario aims to learn the classes in a sequence of sessions without catastrophic forgetting. In the training session  $t$ , the model solves the following optimization procedure:

$$\theta^* = \underset{\theta}{\text{minimize}} \frac{1}{n_t} \sum_{i=1}^{n_t} \mathcal{L}_t(f(\mathbf{x}_{i,t}; \theta), y_{i,t}), \quad (1)$$

where  $\mathcal{L}_t(\cdot, \cdot)$  is a classification objective loss such as cross-entropy loss, and  $n_t$  is the number of instances for session  $t$ .

### 3.2 Subnetwork-based Training for Few-shot Class Incremental Learning

Since updating entire weights in neural networks during few-shot learning is often not preferable since the model can suffer from the overfitting problem. Similarly, this paper focuses on building a subnetwork-based method for class incremental learning problems based on few-shot tasks. Specifically, we propose a new method *Soft-SubNetwork (SoftNet)*, with the following motivations: (1) Lottery Ticket Hypothesis [9] shows the existence of a subnetwork that performs well as the dense network, and (2) the subnetwork is a model significantly downsized from the dense network, and therefore it reduces the size of the expansion of the solver while providing extra capacity to learn new sessions or tasks.

As lifelong learners  $f(\mathcal{D}; \theta)$  often adopt over-parameterized dense neural networks to allow resource freedom for future classes or tasks, we can find the subnetworks that achieve on par or even better performance. We need to set the objective to train the dense neural networks to obtain desired subnetworks. The objective for the learner referred to as HardNet follows as: given dense neural network parameters  $\theta$ , the binary attention mask  $\mathbf{m}_t^*$  that describes the optimal subnetwork for session  $t$  such that  $|\mathbf{m}_t^*|$  is less than the dense model capacity  $|\theta|$ .

However, when the model trains on a new task, such binarized subnetworks  $\mathbf{m}_t \in \{0, 1\}^{|\theta|}$  could not expect the flexibility to fine-tune new parameters of the dense neural network even though it provides the learner with sparse solutions. In FSCIL, as new session samples trigger subnetwork updates, the test accuracy of the base session drops significantly since the subnetwork of  $m = 1$  plays a crucial role in maintaining the base class knowledge. To tackle the issue, we use a soft-subnetwork  $\mathbf{m}_t \in [0, 1]^{|\theta|}$  instead of the binarized subnetwork since it gives more flexibility to fine-tune a small part of the soft-subnetwork while fixing the rest to retain base class knowledge for FSCIL. Based on this motivation, we choose the soft-subnetwork through the following objective:

$$\begin{aligned} \mathbf{m}_t^* = \underset{\mathbf{m}_t \in [0, 1]^{|\theta|}}{\text{minimize}} & \frac{1}{n_t} \sum_{i=1}^{n_t} \mathcal{L}_t(f(\mathbf{x}_{i,t}; \theta \odot \mathbf{m}_t), y_{i,t}) - \mathcal{J} \\ & \text{subject to } |\mathbf{m}_t| \leq c. \end{aligned} \quad (2)$$

where session loss  $\mathcal{J} = \mathcal{L}(f(\mathbf{x}_{i,t}; \theta), y_{i,t})$ , the subnetwork sparsity  $c \ll |\theta|$  (used as the selected proportion % of model parameters in the following section), and  $\odot$  represents an element-wise product. In the following section, we describe how to obtain the soft-subnetwork  $\mathbf{m}_t^*$  using the magnitude-based criterion (LTH) while minimizing session loss jointly.

### 3.3 Obtaining Soft-SubNetworks via Complementary Winning Tickets

Let each weight be associated with a learnable parameter we call *weight score*  $s$  which numerically determines the importance of weight associated with it. In other words, we declare a weight with a higher weight score as a more important weight. At first, we find a sparse binarized subnetwork  $\hat{\theta}_t$  of the dense neural network and assign it as a solver of the current session  $t$ . The subnetworks associated with each session jointly learn the model weights  $\theta$  and binary mask  $\mathbf{m}_t$  for each session. Given an objective  $\mathcal{L}(\cdot)$ , we optimize  $\theta$  and  $s$  with:

$$\theta^*, \mathbf{m}_t^* = \underset{\theta, s}{\text{minimize}} \mathcal{L}(\theta \odot \mathbf{m}_t; \mathcal{D}_t). \quad (3)$$

However, the optimization procedure presents two problems for FSCIL: (1) Catastrophic forgetting: updating all  $\theta \odot \mathbf{m}_{t-1}$  when training for new sessions will cause interference to the weights allocated for previous tasks; thus, we fix all  $\theta \odot \mathbf{m}_{t-1}$  since the few weight change of the sub-networks leads to catastrophic forgetting of prior pieces of knowledge; (2) Overfitting: the subnetwork also encounters overfitting issues as deep learning models do when particularly training an incremental task on few samples, as such, we only update the remaining parts  $\theta \odot (1 - \mathbf{m}_{t-1})$  for all new sessions. Since  $\mathbf{m}_{\text{minor}} \odot \theta$  changes small where  $\mathbf{m}_{\text{minor}} < 1$ , SoftNet can be considered as a regularized subnetwork.

To realize the two strategies for FSCIL, we extend to binarized subnetwork to soft-subnetworks. However, it is not easy to identify the soft-subnetwork. To acquire the optimal soft-subnetworks, we divide the dense neural network into two parts-one is the major subnetwork  $\mathbf{m} = 1$ , and another is the minor subnetwork  $\mathbf{m} < 1$ . Once the major weights  $\mathbf{m}_{\text{major}}$  are selectively obtained by top- $c\%$  weight scores  $s$ , then the remaining weights  $\mathbf{m}_{\text{minor}}$  are acquired from all weight scores. Most of the

major weights are used to learn base session  $t = 1$  while the others are updated for an entirely novel session learning  $t \geq 2$ . In other words, keeping the major weight scores w.r.t. base session minimizes catastrophic forgetting and on the other hand, updating only minor subnetworks solves the overfitting problem. The soft-subnetwork is defined as follows:

$$\mathbf{m}_{\text{soft}} = \mathbf{m}_{\text{major}} \oplus \mathbf{m}_{\text{minor}}, \quad (4)$$

where  $\mathbf{m}_{\text{major}}$  is binary mask and  $\mathbf{m}_{\text{minor}} \sim U(0, 1)$  that explores the  $\mathbf{m}_{\text{major}} = 0$  set of major subnetworks in the process of training and  $\oplus$  represents an element-wise summation. As such,  $\mathbf{m} \in [0, 1]^{|\theta|}$ . Then, with learning rate  $\alpha$ , the  $\theta$  is updated as follows:  $\theta \leftarrow \theta - \alpha \left( \frac{\partial \mathcal{L}}{\partial \theta} \odot \mathbf{m}_{\text{soft}} \right)$  effectively regularize the weights of the subnetworks for incremental learning. The subnetworks are obtained by the indicator function that always has a gradient value of 0; therefore, updating the weight scores  $\mathbf{s}$  with its loss gradient is impossible. To update the weight scores, we use Straight-through Estimator [15, 2, 36] in the backward pass. Specifically, we ignore the derivatives of the indicator function and update the weight score  $\mathbf{s} \leftarrow \mathbf{s} - \alpha \left( \frac{\partial \mathcal{L}}{\partial \mathbf{s}} \odot \mathbf{m}_{\text{soft}} \right)$ , where  $\mathbf{m}_{\text{soft}} = 1$  for exploring the optimal subnetwork for base session training. Our Soft-subnetwork optimizing procedure is summarized in Algorithm 1. Once a single soft-subnetwork  $\mathbf{m}_{\text{soft}}$  is obtained in the base session, then we use the soft-subnetwork for the entire new sessions without updating. We use  $\mathbf{m}_{\text{minor}}$  to update few weights for new session samples.

---

**Algorithm 1** Soft-Subnetworks (SoftNet)

---

**input**  $\{\mathcal{D}^t\}_{t=1}^T$ , model weights  $\theta$ , and score weights  $\mathbf{s}$ , layer-wise capacity  $c$   
1: *// Training over base classes  $t = 1$*   
2: Randomly initialize  $\theta$  and  $\mathbf{s}$ .  
3: **for** epoch  $e = 1, 2, \dots$  **do**  
4:   Obtain softmask  $\mathbf{m}_{\text{soft}}$  of  $\mathbf{m}_{\text{major}}$  and  $\mathbf{m}_{\text{minor}} \sim U(0, 1)$  at each layer  
5:   **for** batch  $\mathbf{b}_t \sim \mathcal{D}^t$  **do**  
6:     Compute  $\mathcal{L}_{\text{base}}(\theta \odot \mathbf{m}_{\text{soft}}; \mathbf{b}_t)$  by Eq. 3  
7:      $\theta \leftarrow \theta - \alpha \left( \frac{\partial \mathcal{L}}{\partial \theta} \odot \mathbf{m}_{\text{soft}} \right)$   
8:      $\mathbf{s} \leftarrow \mathbf{s} - \alpha \left( \frac{\partial \mathcal{L}}{\partial \mathbf{s}} \odot \mathbf{m}_{\text{soft}} \right)$   
9:   **end for**  
10: **end for**  
11: *// Incremental learning  $t \geq 2$*   
12: Combine the training data  $\mathcal{D}^t$  and the exemplars saved in previous few-shot sessions  
13: **for** epoch  $e = 1, 2, \dots$  **do**  
14:   **for** batch  $\mathbf{b}_t \sim \mathcal{D}^t$  **do**  
15:     Compute  $\mathcal{L}_m(\theta \odot \mathbf{m}_{\text{soft}}; \mathbf{b}_t)$  by Eq. 5  
16:      $\theta \leftarrow \theta - \beta \left( \frac{\partial \mathcal{L}}{\partial \theta} \odot \mathbf{m}_{\text{minor}} \right)$   
17:   **end for**  
18: **end for**  
**output** model parameters  $\theta$ ,  $\mathbf{s}$ , and  $\mathbf{m}_{\text{soft}}$ .

---

## 4 Incremental Learning for Soft-SubNetwork

We now describe the overall procedure of our soft-pruning-based incremental learning/inference method, including the training phase with a normalized informative measurement in Section 4.1, as followed by the prior work [42], and the inference phase in Section 4.2.

### 4.1 Incremental Soft-Subnetwork Training

**Base Training** ( $t = 1$ ). In the base learning sessions, we optimize the soft-subnetwork parameter  $\theta$  (including a fully-connected layer as a classifier) and weight score  $\mathbf{s}$  with cross-entropy loss jointly using the training examples of  $\mathcal{D}^1$ .

**Incremental Training** ( $t \geq 2$ ). In the incremental few-shot learning sessions ( $t \geq 2$ ), leveraged by  $\theta \odot \mathbf{m}_{\text{soft}}$ , we fine-tune few minor parameters  $\theta \odot \mathbf{m}_{\text{minor}}$  of the soft-subnetwork to learn new classes. Since  $\mathbf{m}_{\text{minor}} < 1$ , the soft subnetwork alleviates the overfitting of a few samples. Furthermore, instead of Euclidean distance [42], we employ a metric-based classification algorithm with Cosine distance to finetune the few selected parameters. In some cases, Euclidean distance fails to give



Table 1: Classification accuracy of ResNet18 on CIFAR-100 for 5-way 5-shot incremental learning. Underbar denotes the comparable results with FSLL [31]. \* denotes the results reported from [42].

Method	sessions									The gap with cRT
	1	2	3	4	5	6	7	8	9	
cRT [42]	65.18	63.89	60.20	57.23	53.71	50.39	48.77	47.29	45.28	-
iCaRL [37]*	66.52	57.26	54.27	50.62	47.33	44.99	43.14	41.16	39.49	-5.79
Rebalance [19]*	66.66	61.42	57.29	53.02	48.85	45.68	43.06	40.56	38.35	-6.93
FSLL [31]*	65.18	56.24	54.55	51.61	49.11	47.27	45.35	43.95	42.22	-3.08
iCaRL [37]	64.10	53.28	41.69	34.13	27.93	25.06	20.41	15.48	13.73	-31.55
Rebalance [19]	64.10	53.05	43.96	36.97	31.61	26.73	21.23	16.78	13.54	-31.74
TOPIC [7]	64.10	55.88	47.07	45.16	40.11	36.38	33.96	31.55	29.37	-15.91
F2M [42]	64.71	62.05	59.01	55.58	52.55	49.96	48.08	46.28	44.67	-0.61
FSLL [31]	64.10	55.85	51.71	48.59	45.34	43.25	41.52	39.81	38.16	-7.12
HardNet, $c = 50\%$	<u>64.80</u>	<u>60.77</u>	<u>56.95</u>	<u>53.53</u>	<u>50.40</u>	<u>47.82</u>	<u>45.93</u>	<u>43.95</u>	<u>41.91</u>	-3.37
HardNet, $c = 70\%$	68.27	63.52	59.45	55.89	52.91	50.30	48.27	46.25	44.22	-1.06
HardNet, $c = 90\%$	70.85	65.84	61.59	57.92	54.65	51.90	49.79	47.66	45.47	+0.19
HardNet, $c = 99\%$	71.95	66.83	62.75	59.09	55.92	53.03	50.78	48.52	46.31	+1.03
SoftNet, $c = 50\%$	69.20	64.18	60.01	56.43	53.11	50.62	48.60	46.51	44.61	-0.67
SoftNet, $c = 70\%$	70.92	65.16	61.00	57.25	54.09	51.37	49.29	47.03	44.90	-0.38
SoftNet, $c = 90\%$	72.25	66.82	62.63	58.98	55.64	52.77	50.71	48.42	46.15	+0.87
SoftNet, $c = 99\%$	<b>72.62</b>	<b>67.31</b>	<b>63.05</b>	<b>59.39</b>	<b>56.00</b>	<b>53.23</b>	<b>51.06</b>	<b>48.83</b>	<b>46.63</b>	<b>+1.35</b>

the real distances between representations, especially when two points with the same distance from prototypes do not fall in the same class. In contrast, representations with a low Cosine distance are located in the same direction from the origin, providing a normalized informative measurement. We define the loss function as:

$$\mathcal{L}_m(z; \theta) = - \sum_{z \in \mathcal{D}} \sum_{o \in \mathcal{O}} \mathbb{1}(y = o) \log \left( \frac{e^{-cd(\mathbf{p}_o, f(\mathbf{x}; \theta))}}{\sum_{o_k \in \mathcal{O}} e^{-cd(\mathbf{p}_{o_k}, f(\mathbf{x}; \theta))}} \right) \quad (5)$$

where  $cd(\cdot, \cdot)$  denotes Cosine distance,  $\mathbf{p}_o$  is the prototype of class  $o$ ,  $\mathcal{O} = \bigcup_{i=1}^t \mathcal{O}^i \in \mathcal{O}^i$  refers to all encountered classes, and  $\mathcal{D} = \mathcal{D}^t \cup \mathcal{P}$  denotes the union of the current training data  $\mathcal{D}^t$  and the exemplar set  $\mathcal{P} = \{\mathbf{p}_2 \cdots, \mathbf{p}_{t-1}\}$ , where  $\mathcal{P}_{t_e}$  ( $2 \leq t_e < t$ ) is the set of saved exemplars in session  $t_e$ . Note that the prototypes of new classes are computed by  $\mathbf{p}_o = \frac{1}{N_o} \sum_i \mathbb{1}(y_i = o) f(\mathbf{x}_i; \theta)$  and those of base classes are saved in the base session and  $N_o$  denotes the number of the training images of class  $o$ . We also save the prototypes of all classes in  $\mathcal{O}^t$  for later evaluation.

## 4.2 Inference for Incremental Soft-Subnetwork

In each session, the inference is also conducted by a simple nearest class mean (NCM) classification algorithm [33, 42] for fair comparisons. Specifically, all the training and test samples are mapped to the embedding space of the feature extractor  $f$ , and Euclidean distance  $d(\cdot, \cdot)$  is used to measure the similarity between them. The classifier is given by the  $k$ th prototype index  $o_k^* = \arg \min_{o \in \mathcal{O}} d(f(\mathbf{x}; \theta), \mathbf{p}_o)$  where  $\mathcal{O}$  denotes all the encountered classes and  $\mathbf{p}_o$  refers to the prototype of class  $o$ .

## 5 Experiments

In this section, we introduce experimental setups in Section 5.1. Then, we empirically evaluate our soft-subnetworks for incremental few-shot learning and demonstrate its effectiveness through comparison with state-of-the-art methods and vanilla subnetworks in the following subsections.

### 5.1 Experimental Setup

**Datasets.** To validate the effectiveness of soft-subnetwork, we follow the standard FSCIL experimental setting. We randomly select 60 classes as the base class and the remaining 40 as new classes for CIFAR-100 and miniImageNet. In each incremental learning session, we construct 5-way 5-shot tasks by randomly picking five classes and sampling five training examples for each class.

**Baselines.** We mainly compare our SoftNet with architecture-based methods for FSCIL: FSLL [31] that selects important parameters for each session, and HardNet, representing a one-hot based

Table 2: Classification accuracy of ResNet18 on miniImageNet for 5-way 5-shot incremental learning. Underbar denotes the comparable results with FSLL [31]. \* denotes the results reported from [42].

Method	sessions									The gap with cRT
	1	2	3	4	5	6	7	8	9	
cRT [42]	67.30	64.15	60.59	57.32	54.22	51.43	48.92	46.78	44.85	-
iCaRL [37]*	67.35	59.91	55.64	52.60	49.43	46.73	44.13	42.17	40.29	-4.56
Rebalance [19]*	67.91	63.11	58.75	54.83	50.68	47.11	43.88	41.19	38.72	-6.13
FSLL [31]*	67.30	59.81	57.26	54.57	52.05	49.42	46.95	44.94	42.87	-1.11
iCaRL [37]	61.31	46.32	42.94	37.63	30.49	24.00	20.89	18.80	17.21	-27.64
Rebalance [19]	61.31	47.80	39.31	31.91	25.68	21.35	18.67	17.24	14.17	-30.68
TOPIC [7]	61.31	50.09	45.17	41.16	37.48	35.52	32.19	29.46	24.42	-20.43
IDLVQ-C [5]	64.77	59.87	55.93	52.62	49.88	47.55	44.83	43.14	41.84	-3.01
F2M [42]	67.28	63.80	60.38	57.06	54.08	51.39	48.82	46.58	44.65	-0.20
FSLL [31]	66.48	61.75	58.16	54.16	51.10	48.53	46.54	44.20	42.28	-2.57
HardNet, $c = 50\%$	<u>65.13</u>	<u>60.37</u>	<u>56.12</u>	<u>53.17</u>	<u>50.17</u>	<u>47.74</u>	<u>45.34</u>	<u>43.35</u>	<u>42.13</u>	-2.72
HardNet, $c = 70\%$	71.75	66.66	62.19	58.85	55.74	52.82	50.14	48.45	47.01	+2.16
HardNet, $c = 80\%$	69.73	64.46	60.42	57.09	54.09	51.18	48.76	46.81	45.66	+0.81
SoftNet, $c = 50\%$	72.83	67.23	62.82	59.41	56.44	53.55	50.92	48.99	47.60	+2.75
SoftNet, $c = 90\%$	77.00	<b>70.38</b>	65.94	62.45	59.32	56.25	<b>53.76</b>	<b>51.75</b>	50.39	+5.54
SoftNet, $c = 95\%$	76.22	69.64	65.22	61.91	58.84	55.75	53.07	51.18	49.84	+4.99
SoftNet, $c = 97\%$	<b>77.17</b>	70.32	<b>66.15</b>	<b>62.55</b>	59.48	56.46	53.71	51.68	50.24	+5.39

subnetwork. Furthermore, we compare other FSCIL methods such as iCaRL [37], Rebalance [19], TOPIC [43], IDLVQ-C [5], and F2M [42]. We also include a joint training method [42] that uses all previously seen data, including the base and the following few-shot tasks for training as a reference. Furthermore, we fix the classifier re-training method (cRT) [22] for long-tailed classification trained with all encountered data as the approximated upper bound.

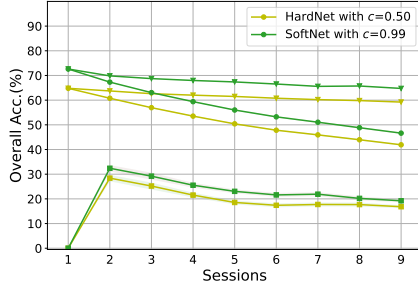
**Experimental details.** The experiments are conducted with NVIDIA GPU RTX8000 on CUDA 11.0. We also randomly split each dataset into multiple sessions. We run each algorithm ten times for each dataset with a fixed split and report their mean accuracy. We adopt ResNet18 [12] as the backbone network. For data augmentation, we use standard random crop and horizontal flip. In the base session training stage, we select top- $c\%$  weights at each layer and acquire the optimal soft-subnetworks with the best validation accuracy. In each incremental few-shot learning session, the total number of training epochs is 6, and the learning rate is 0.02. We train new class session samples using a few minor weights of the soft-subnetwork (Conv4x layer of ResNet18 and Conv3x layer of ResNet20) obtained by the base session learning. We specify further experiment details in Appendix.

## 5.2 Results and Comparisons

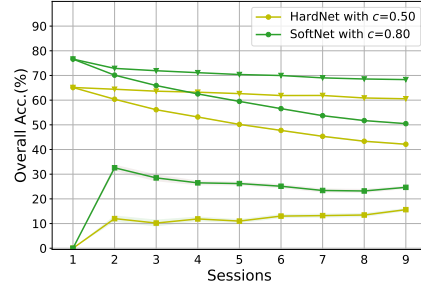
We compared SoftNet with the architecture-based methods - FSLL and HardNet. We pick FSLL as an architecture-based baseline since it selects important parameters for acquiring old/new class knowledge. The architecture-based results on CIFAR-100 and miniImageNet are presented in Table 1 and Table 2 respectively. The performances of HardNet show the effectiveness of the subnetworks that go with less model capacity compared to dense networks. To emphasize our point, We found that ResNet18, with approximately 50% parameters, achieves comparable performances with FSLL on CIFAR-100 and miniImageNet. In addition, the performances of ResNet20 with 30% parameters (HardNet) are comparable with those of FSLL on CIFAR-100, as denoted in the Appendix.

Furthermore, using more network parameters tends to boost the overall performance, as shown in Figure 2. Subnetworks-based methods - HardNet and SoftNet- tend to retain prior session knowledge, and HardNet seems to be able to classify new session class samples without continuous updates. The SoftNet improves both base/new session knowledge by updating minor subnetworks. SoftNet has a broader spectrum of performances than HardNet on miniImageNet since the 20% of minor subnet  $m_{\text{minor}}$  might provide a smoother representation than HardNet. From these results, we could expect how much knowledge the subnetworks can retain and acquire on each dataset.

Our SoftNet outperforms the state-of-the-art methods and cRT which used as the approximate upper bound of FSCIL [42] as shown in Table 1 and Table 2. Figure 3 represents the outstanding performances of SoftNet on CIFAR-100 and miniImageNet. SoftNet provides a new upper bound on each dataset, outperforming cRT, while HardNet provides new baselines.



(a) CIFAR-100



(b) miniImageNet

Figure 2: Classification accuracy of HardNet v.s SoftNet on CIFAR-100 and miniImageNet for 5-way 5-shot FSCIL: the overall performance depends on capacity  $c$  and the softness of subnetwork and  $\bigcirc$ ,  $\nabla$ , and  $\square$  denote overall, base class, and novel class performances respectively. The new session performances  $\square$  of SoftNet are better than those of HardNet while least forgetting base session knowledge  $\bigcirc$ .

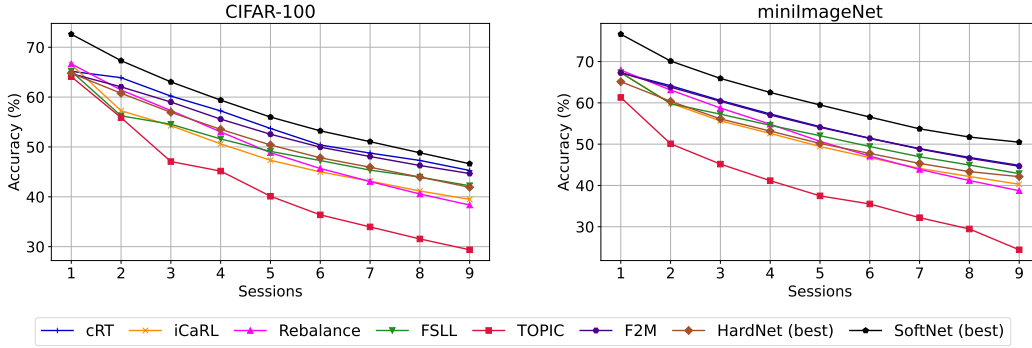


Figure 3: Comparison of subnetworks (HardNet and SoftNet) with state-of-the-art methods.

### 5.3 Layer-wise Accuracy

In incremental few-shot learning sessions, we train new class session samples using a few minor weights  $m_{\text{minor}}$  of the specific layer. At the same, we entirely fix the remaining weights to investigate the best performances as shown in Table 3. The best performances involve fine-tuning at the Conv5x layer with  $c = 0.97$ . It means that features computed by the lower layer are general and reusable in different classes. On the other hand, features from the higher layer are specific and highly dependent on the dataset.

Table 3: Classification accuracy of ResNet18 on miniImageNet for 5-way 5-shot incremental learning. The layer-wise inspection with fixed  $c = 0.97$ . *all* denotes that all minor weights  $m_{\text{minor}}$  of the entire layers were trained while only *conv*\*x trained.

Method	sessions									The gap with cRT
	1	2	3	4	5	6	7	8	9	
cRT [42]	67.30	64.15	60.59	57.32	54.22	51.43	48.92	46.78	44.85	-
SoftNet, Conv2x	77.17	70.29	66.09	62.54	59.44	56.43	53.68	51.60	50.19	+5.34
SoftNet, Conv3x	77.17	70.30	66.05	62.51	59.42	56.44	53.70	51.59	50.15	+5.30
SoftNet, Conv4x	77.17	70.30	66.08	62.54	59.45	56.46	53.70	51.59	50.17	+5.32
SoftNet, Conv5x	<b>77.17</b>	<b>70.32</b>	<b>66.15</b>	<b>62.55</b>	<b>59.48</b>	<b>56.46</b>	<b>53.71</b>	<b>51.68</b>	<b>50.24</b>	<b>+5.39</b>
SoftNet, All	77.17	65.09	55.25	45.92	38.20	33.37	29.52	27.66	25.64	-19.21

### 5.4 Architecture-wise Accuracy

Depending on architectures, the performances of subnetworks vary, and the sparsity is also one another: ResNet18 tends to use dense parameters, whereas ResNet20 tends to use sparse parameters on CIFAR-100 for 5-way 5-shot as shown in Table 4. We observed that the SoftNet with ResNet20



has a more sparse solution as  $c=0.90$  than ResNet18 on this CIFAR-100 FSCIL setting. From these observations, our SoftNet could significantly impact deep neural network architecture search - it helps to search sparse and task-specific architecture.

Table 4: Classification accuracy of **ResNet18, 20, 32, and 50** on CIFAR-100 for 5-way 5-shot FSCIL.

Method	sessions									The gap with cRT
	1	2	3	4	5	6	7	8	9	
ResNet18, cRT [42]	65.18	63.89	60.20	57.23	53.71	50.39	48.77	47.29	45.28	-
ResNet18, SoftNet, $c = 70\%$	70.92	65.16	61.00	57.25	54.09	51.37	49.29	47.03	44.90	-0.38
ResNet18, SoftNet, $c = 90\%$	72.25	66.82	62.63	58.98	55.64	52.77	50.71	48.42	46.15	+0.87
ResNet18, SoftNet, $c = 99\%$	72.62	67.31	63.05	59.39	56.00	53.23	51.06	48.83	46.63	+1.35
ResNet20, SoftNet, $c = 70\%$	70.38	66.16	62.63	58.93	55.81	53.11	51.38	49.29	47.08	+1.80
ResNet20, SoftNet, $c = 90\%$	72.63	68.60	64.96	61.25	57.98	55.32	53.48	51.46	49.20	+3.92
ResNet20, SoftNet, $c = 99\%$	71.78	67.79	63.86	60.07	57.05	54.32	52.34	50.28	48.11	+2.83
ResNet32, SoftNet, $c = 90\%$	75.47	70.84	66.84	63.01	59.69	56.86	54.75	52.70	50.36	+5.08
ResNet32, SoftNet, $c = 93\%$	75.35	71.22	67.25	63.25	60.05	57.24	55.16	53.01	50.76	+5.48
ResNet32, SoftNet, $c = 95\%$	74.67	70.32	66.31	62.61	59.29	56.54	54.52	52.30	50.05	+4.77
ResNet50, SoftNet, $c = 70\%$	76.20	71.82	67.90	64.17	60.91	57.89	55.72	53.20	50.87	+5.59
ResNet50, SoftNet, $c = 80\%$	<b>78.20</b>	<b>73.32</b>	<b>69.22</b>	<b>65.43</b>	<b>62.09</b>	<b>59.08</b>	<b>56.80</b>	<b>54.45</b>	<b>52.18</b>	<b>+6.90</b>
ResNet50, SoftNet, $c = 90\%$	77.67	72.73	68.50	64.57	61.08	58.06	55.70	53.37	51.20	+5.92

## 5.5 Discussions

Based on our thorough empirical study, we uncover the following facts: (1) Depending on architectures, the performances of subnetworks vary, and the sparsity is also one another: ResNet18 tends to use dense parameters, while ResNet20 tends to use sparse parameters on CIFAR-100 FSCIL settings. This result provides the general pruning-based model with a hidden clue. (2) In general, fine-tuning strategies are essential in retaining prior knowledge and learning new knowledge. We found that the performances vary depending on fine-tuning a Conv layer through the layer-wise inspection. Lastly, (3) from overall experimental results, the base session learning is significant for lifelong learners to acquire generalized performances in FSCIL.

## 6 Conclusion

Inspired by *Regularized Lottery Ticket Hypothesis (RLTH)*, which hypothesizes that smooth subnetworks exist within a dense network, we propose *Soft-SubNetworks (SoftNet)*; an incremental learning strategy that preserves the learned class knowledge and learns the newer ones. More specifically, *SoftNet* jointly learns the model weights and adaptive soft masks on subnetworks to minimize catastrophic forgetting and to avoid overfitting novel few samples in few-shot incremental learning. Finally, we conduct a comprehensive empirical study on *SoftNet* with multiple class incremental learning methods. Extensive experiments on benchmark tasks in FSCIL demonstrate how our method achieves superior performance over the state-of-the-art class incremental learning methodologies. We also discover how subnetworks perform differently under specified architectures and datasets in the FSCIL setting through ablation studies. In addition, we emphasize the importance of fine-tuning and base session learning in achieving optimum performance for FSCIL. We believe that our findings could bring a monumental on deep neural network architecture search, both on task-specific architectures and utilization of sparse models.

## References

- [1] Rahaf Aljundi, Klaas Kelchtermans, and Tinne Tuytelaars. Task-free continual learning. In *Proceedings of the IEEE/CVF Conference on Computer Vision and Pattern Recognition*, pages 11254–11263, 2019.
- [2] Yoshua Bengio, Nicholas Léonard, and Aaron C. Courville. Estimating or propagating gradients through stochastic neurons for conditional computation. *CoRR*, 2013.
- [3] Francisco M Castro, Manuel J Marín-Jiménez, Nicolás Guil, Cordelia Schmid, and Karteek Alahari. End-to-end incremental learning. In *Proceedings of the European conference on computer vision (ECCV)*, pages 233–248, 2018.

- [4] Arslan Chaudhry, Puneet K Dokania, Thalaiyasingam Ajanthan, and Philip HS Torr. Riemannian walk for incremental learning: Understanding forgetting and intransigence. In *Proceedings of the European Conference on Computer Vision (ECCV)*, pages 532–547, 2018.
- [5] Kuilin Chen and Chi-Guhn Lee. Incremental few-shot learning via vector quantization in deep embedded space. In *International Conference on Learning Representations*, 2020.
- [6] Tianlong Chen, Zhenyu Zhang, Sijia Liu, Shiyu Chang, and Zhangyang Wang. Long live the lottery: The existence of winning tickets in lifelong learning. In *Proceedings of the International Conference on Learning Representations (ICLR)*, 2021.
- [7] Ali Cheraghian, Shafin Rahman, Pengfei Fang, Soumava Kumar Roy, Lars Petersson, and Mehrtash Harandi. Semantic-aware knowledge distillation for few-shot class-incremental learning. In *Proceedings of the IEEE/CVF Conference on Computer Vision and Pattern Recognition*, pages 2534–2543, 2021.
- [8] Matthias Delange, Rahaf Aljundi, Marc Masana, Sarah Parisot, Xu Jia, Ales Leonardis, Greg Slabaugh, and Tinne Tuytelaars. A continual learning survey: Defying forgetting in classification tasks. *IEEE Transactions on Pattern Analysis and Machine Intelligence*, 2021.
- [9] Jonathan Frankle and Michael Carbin. The lottery ticket hypothesis: Finding sparse, trainable neural networks. In *Proceedings of the International Conference on Learning Representations (ICLR)*, 2019.
- [10] Ian J Goodfellow, Mehdi Mirza, Da Xiao, Aaron Courville, and Yoshua Bengio. An empirical investigation of catastrophic forgetting in gradient-based neural networks. *arXiv preprint arXiv:1312.6211*, 2013.
- [11] James Harrison, Apoorva Sharma, Chelsea Finn, and Marco Pavone. Continuous meta-learning without tasks. *Advances in neural information processing systems*, 33:17571–17581, 2020.
- [12] Kaiming He, Xiangyu Zhang, Shaoqing Ren, and Jian Sun. Deep residual learning for image recognition. In *Proceedings of the IEEE conference on computer vision and pattern recognition*, pages 770–778, 2016.
- [13] Xu He and Herbert Jaeger. Overcoming catastrophic interference using conceptor-aided back-propagation. In *International Conference on Learning Representations*, 2018.
- [14] Xu He, Jakub Sygnowski, Alexandre Galashov, Andrei A Rusu, Yee Whye Teh, and Razvan Pascanu. Task agnostic continual learning via meta learning. *arXiv preprint arXiv:1906.05201*, 2019.
- [15] Geoffrey Hinton. Neural networks for machine learning, 2012.
- [16] Geoffrey E Hinton and Drew Van Camp. Keeping the neural networks simple by minimizing the description length of the weights. In *Proceedings of the sixth annual conference on Computational learning theory*, pages 5–13, 1993.
- [17] Sepp Hochreiter and Jürgen Schmidhuber. Simplifying neural nets by discovering flat minima. *Advances in neural information processing systems*, 7, 1994.
- [18] Saihui Hou, Xinyu Pan, Chen Change Loy, Zilei Wang, and Dahua Lin. Lifelong learning via progressive distillation and retrospection. In *Proceedings of the European Conference on Computer Vision (ECCV)*, pages 437–452, 2018.
- [19] Saihui Hou, Xinyu Pan, Chen Change Loy, Zilei Wang, and Dahua Lin. Learning a unified classifier incrementally via rebalancing. In *Proceedings of the IEEE/CVF Conference on Computer Vision and Pattern Recognition*, pages 831–839, 2019.
- [20] Yiding Jiang, Behnam Neyshabur, Hossein Mobahi, Dilip Krishnan, and Samy Bengio. Fantastic generalization measures and where to find them. *arXiv preprint arXiv:1912.02178*, 2019.
- [21] Xisen Jin, Arka Sadhu, Junyi Du, and Xiang Ren. Gradient-based editing of memory examples for online task-free continual learning. *Advances in Neural Information Processing Systems*, 34, 2021.

- [22] Bingyi Kang, Saining Xie, Marcus Rohrbach, Zhicheng Yan, Albert Gordo, Jiashi Feng, and Yannis Kalantidis. Decoupling representation and classifier for long-tailed recognition. *arXiv preprint arXiv:1910.09217*, 2019.
- [23] Ronald Kemker and Christopher Kanan. Fearnert: Brain-inspired model for incremental learning. *arXiv preprint arXiv:1711.10563*, 2017.
- [24] James Kirkpatrick, Razvan Pascanu, Neil Rabinowitz, Joel Veness, Guillaume Desjardins, Andrei A Rusu, Kieran Milan, John Quan, Tiago Ramalho, Agnieszka Grabska-Barwinska, Demis Hassabis, Claudia Clopath, Dharshan Kumaran, and Raia Hadsell. Overcoming catastrophic forgetting in neural networks. 2017.
- [25] Ilja Kuzborskij, Francesco Orabona, and Barbara Caputo. From  $n$  to  $n+1$ : Multiclass transfer incremental learning. In *Proceedings of the IEEE Conference on Computer Vision and Pattern Recognition*, pages 3358–3365, 2013.
- [26] Xilai Li, Yingbo Zhou, Tianfu Wu, Richard Socher, and Caiming Xiong. Learn to grow: A continual structure learning framework for overcoming catastrophic forgetting. In *Proceedings of the International Conference on Machine Learning (ICML)*, 2019.
- [27] Zhizhong Li and Derek Hoiem. Learning without forgetting. *IEEE transactions on pattern analysis and machine intelligence*, 40(12):2935–2947, 2017.
- [28] Arun Mallya and Svetlana Lazebnik. Packnet: Adding multiple tasks to a single network by iterative pruning. In *Proceedings of the IEEE conference on Computer Vision and Pattern Recognition*, pages 7765–7773, 2018.
- [29] Arun Mallya, Dillon Davis, and Svetlana Lazebnik. Piggyback: Adapting a single network to multiple tasks by learning to mask weights. In *Proceedings of the European Conference on Computer Vision (ECCV)*, 2018.
- [30] Nicolas Y Masse, Gregory D Grant, and David J Freedman. Alleviating catastrophic forgetting using context-dependent gating and synaptic stabilization. *Proceedings of the National Academy of Sciences*, 115(44):E10467–E10475, 2018.
- [31] Pratik Mazumder, Pravendra Singh, and Piyush Rai. Few-shot lifelong learning. *arXiv preprint arXiv:2103.00991*, 2021.
- [32] Michael McCloskey and Neal J Cohen. Catastrophic interference in connectionist networks: The sequential learning problem, 1989.
- [33] Thomas Mensink, Jakob Verbeek, Florent Perronnin, and Gabriela Csurka. Distance-based image classification: Generalizing to new classes at near-zero cost. *IEEE transactions on pattern analysis and machine intelligence*, 35(11):2624–2637, 2013.
- [34] B. Pfölb and A. Gepperth. A comprehensive, application-oriented study of catastrophic forgetting in DNNs. In *International Conference on Learning Representations*, 2019. URL <https://openreview.net/forum?id=BkloRsOqK7>.
- [35] Quang Pham, Chenghao Liu, and Steven HOI. Continual normalization: Rethinking batch normalization for online continual learning. In *International Conference on Learning Representations*, 2022. URL <https://openreview.net/forum?id=vwLLQ-HwqhZ>.
- [36] Vivek Ramanujan, Mitchell Wortsman, Aniruddha Kembhavi, Ali Farhadi, and Mohammad Rastegari. What’s hidden in a randomly weighted neural network? In *Proceedings of the IEEE International Conference on Computer Vision and Pattern Recognition (CVPR)*, 2020.
- [37] Sylvestre-Alvise Rebuffi, Alexander Kolesnikov, Georg Sperl, and Christoph H Lampert. icarl: Incremental classifier and representation learning. In *Proceedings of the IEEE conference on Computer Vision and Pattern Recognition*, pages 2001–2010, 2017.
- [38] Mengye Ren, Renjie Liao, Ethan Fetaya, and Richard Zemel. Incremental few-shot learning with attention attractor networks. *Advances in Neural Information Processing Systems*, 32, 2019.

- [39] Andrei A Rusu, Neil C Rabinowitz, Guillaume Desjardins, Hubert Soyer, James Kirkpatrick, Koray Kavukcuoglu, Razvan Pascanu, and Raia Hadsell. Progressive neural networks. *arXiv preprint arXiv:1606.04671*, 2016.
- [40] Joan Serra, Didac Suris, Marius Miron, and Alexandros Karatzoglou. Overcoming catastrophic forgetting with hard attention to the task. In *International Conference on Machine Learning*, pages 4548–4557. PMLR, 2018.
- [41] Joan Serrà, Didac Suris, Marius Miron, and Alexandros Karatzoglou. Overcoming catastrophic forgetting with hard attention to the task. In *Proceedings of the International Conference on Machine Learning (ICML)*, 2018.
- [42] Guangyuan Shi, Jiaxin Chen, Wenlong Zhang, Li-Ming Zhan, and Xiao-Ming Wu. Overcoming catastrophic forgetting in incremental few-shot learning by finding flat minima. *Advances in Neural Information Processing Systems*, 34, 2021.
- [43] Xiaoyu Tao, Xiaopeng Hong, Xinyuan Chang, Songlin Dong, Xing Wei, and Yihong Gong. Few-shot class-incremental learning. In *Proceedings of the IEEE/CVF Conference on Computer Vision and Pattern Recognition*, pages 12183–12192, 2020.
- [44] Sebastian Thrun. *A Lifelong Learning Perspective for Mobile Robot Control*. Elsevier, 1995.
- [45] Mitchell Wortsman, Vivek Ramanujan, Rosanne Liu, Aniruddha Kembhavi, Mohammad Rastegari, Jason Yosinski, and Ali Farhadi. Supermasks in superposition. *Advances in Neural Information Processing Systems*, 33:15173–15184, 2020.
- [46] Yue Wu, Yinpeng Chen, Lijuan Wang, Yuancheng Ye, Zicheng Liu, Yandong Guo, and Yun Fu. Large scale incremental learning. In *Proceedings of the IEEE/CVF Conference on Computer Vision and Pattern Recognition*, pages 374–382, 2019.
- [47] Ju Xu and Zhanxing Zhu. Reinforced continual learning. In *Advances in Neural Information Processing Systems (NeurIPS)*, 2018.
- [48] Jaehong Yoon, Eunho Yang, Jeongtae Lee, and Sung Ju Hwang. Lifelong learning with dynamically expandable networks. In *Proceedings of the International Conference on Learning Representations (ICLR)*, 2018.
- [49] Jaehong Yoon, Saehoon Kim, Eunho Yang, and Sung Ju Hwang. Scalable and order-robust continual learning with additive parameter decomposition. In *Proceedings of the International Conference on Learning Representations (ICLR)*, 2020.
- [50] Jaehong Yoon, Divyam Madaan, Eunho Yang, and Sung Ju Hwang. Online coreset selection for rehearsal-based continual learning. In *Proceedings of the International Conference on Learning Representations (ICLR)*, 2022. URL <https://openreview.net/forum?id=f9D-5WNG4Nv>.
- [51] Friedemann Zenke, Ben Poole, and Surya Ganguli. Continual learning through synaptic intelligence. In *International Conference on Machine Learning*, pages 3987–3995. PMLR, 2017.
- [52] Chi Zhang, Nan Song, Guosheng Lin, Yun Zheng, Pan Pan, and Yinghui Xu. Few-shot incremental learning with continually evolved classifiers. In *Proceedings of the IEEE/CVF Conference on Computer Vision and Pattern Recognition*, pages 12455–12464, 2021.
- [53] Kai Zhu, Yang Cao, Wei Zhai, Jie Cheng, and Zheng-Jun Zha. Self-promoted prototype refinement for few-shot class-incremental learning. In *Proceedings of the IEEE/CVF Conference on Computer Vision and Pattern Recognition*, pages 6801–6810, 2021.

## 7 Experimental Details

We validate the effectiveness of the soft-subnetwork in our method on several benchmark datasets against various architecture-based methods for Few-Shot Class Incremental Learning (FSCIL). To proceed with the details of our experiments, we first explain the datasets and how we involve them in our experiments. Later on, we detail experiment setups, including architecture details, preprocessing, and training budget.

## 7.1 Datasets

The following datasets are utilized for comparisons:

**CIFAR-100** In CIFAR-100, each class contains 500 images for training and 100 images for testing. Each image has a size of  $32 \times 32$ . Here, we follow an identical FSCIL procedure as in [42], where we divide the dataset into a base session with 60 base classes and eight novel sessions with a 5-way 5-shot problem on each session.

**miniImageNet** miniImageNet consists of RGB images from 100 different classes, where each class contains 500 training images and 100 test images of size  $84 \times 84$ . Originally proposed for few-shot learning problems, miniImageNet is part of a much larger ImageNet dataset. Compared with CIFAR-100, the miniImageNet dataset is more complex and suitable for prototyping. The setup of miniImageNet is similar to that of CIFAR-100. To proceed with our evaluation, we also follow the procedure described in [42], where we incorporate 60 base classes and eight novel sessions through 5-way 5-shot problems.

**CUB-200-2011** CUB-200-2011 contains 200 fine-grained bird species with 11,788 images with a varying number of images for each class. To proceed with experiments, we split the dataset into 6,000 training images, and 6,000 test images as in [43]. During training, We randomly crop each image to be of size  $224 \times 224$ . We fix the first 100 classes as base classes, where we utilize all samples in these respective classes to train the model. On the other hand, we treat the remaining 100 classes as novel categories split into ten novel sessions with a 10-way 5-shot problem in each session.

## 7.2 Experiment Setups

We begin this section by describing the setups used for experiments in CIFAR-100 and miniImageNet. After that, we proceed with a follow-up discussion on the configuration we employ for experiments involving the CUB-200-2011 dataset.

**CIFAR-100 and miniImageNet.** For experiments in these two datasets, we are using NVIDIA GPU RTX8000 on CUDA 11.0. We randomly split these two datasets into multiple sessions, as described in the previous sub-section. We run each algorithm ten times for experiments on both datasets with a fixed split and report their mean accuracy. We adopt ResNet18 [12] as the backbone network. For data augmentation, we use standard random crop and horizontal flip. During the training stage in the base session, we select top- $c\%$  weights at each layer and acquire the optimal soft-subnetworks with the best validation accuracy. For each incremental few-shot learning session, we train our model for six epochs with a learning rate is 0.02. We train new class session samples using a few minor weights of the soft-subnetwork (conv4x layer of ResNet18 and conv3x layer of ResNet20) obtained by learning at the base session.

**CUB-200-2011.** Besides experiments in the previous two datasets, We conducted an additional experiment on this dataset. We prepare this dataset by following the split procedure described in the previous sub-section. We run each algorithm ten times and report their mean accuracy. We also adopt ResNet18 [12] as the backbone network, and we follow the same data augmentation as in the previous two datasets. We follow the same base-session training procedure as in the other two datasets. In each incremental few-shot learning session  $t > 1$ , the total number of training epochs is 10, and the learning rate is 0.1. We train new class session samples using a few minor weights of the soft-subnetwork (conv4x layer of ResNet18) obtained at the base session.

## 8 Results and Conclusions

To expand upon the results of our paper, we conduct more experiments on various datasets mentioned in the previous section. We first display the full performance table with more capacity values  $c$  employed towards our method in Table 5 and Table 7. Next, we identify how choosing a different architecture would impact the performance of our algorithm in Table 6. Furthermore, we analyze the performance of our method on the CUB-200-2011 dataset in Table 8.

Through extensive experiments, we deduce the following three conclusions for incorporating our method in the few-shot class incremental learning:

**Structure.** We identified a SubNetwork of ResNet18 and ResNet20 with varying capacities on CIFAR-100 for the 5-way 5-shot FSCIL setting as shown in Table 5 and Table 6. First of all, according to both tables, as we use more parameters within our network, our method tends to perform better. In addition, as denoted in our paper, we see how effective subnetwork is by observing how HardNet, with only 50% of its full capacity, achieves comparable performance to methods utilizing dense networks, while SoftNet can do the same with only 30% of its full capacity. Furthermore, we argue that our method is architecture-dependant. Our observation from Table 6 shows that at ResNet18, our architecture performs the best at the maximum capacity of  $c = 0.99$ , while at ResNet20, we achieve the optimum performance at  $c = 0.9$ .

**Smoothness.** As emphasized in Table 7, SoftNet has a broader spectrum of performances than HardNet on miniImageNet. 20% of minor subnet might provide a smoother representation than HardNet because the performance of SoftNet was the best approximately at  $c = 0.8$ . From these results, we could expect that model parameter smoothness guarantee quite competitive results.

**Preciseness.** Regarding fine-grained and small-sized CUB200-2011 FSCIL settings, HardNet also shows comparable results with the baselines, and SoftNet outperforms others as denoted in Table 8. In this FSCIL setting, we acquired the best performances of SoftNet through the specific parameter selections. As of now, our SoftNet achieves the state-of-the-art results on the three datasets.

## 9 Limitations and Negative Impact

Our method employs two sets of subnetworks. One is the major subnetworks, whereas the other is minor subnets. Since the former serve their duty to retain the base session knowledge, once the major subnetwork is tuned, there could be a potential loss of previously acquired knowledge. Furthermore, we explicitly divide SoftNet by the magnitude criterion. As a result, when SoftNet parameters are exposed, the essential parameters will be vulnerable to intentional attacks. It could result in the leak of knowledge maintained by SoftNet. First, to avoid tunneling the major subnetwork issue, the new session learner should know the model sparsity for maintaining base session knowledge. Second, to the leaking information issue, the binary mask should be encoded by a compression method to reduce model capacity and protect the privacy of task knowledge.

## 10 SoftNet Codes

All clean codes will be available soon. For the temporary, we attach the core of ResNet18 architecture.



Table 5: Classification accuracy of ResNet18 on CIFAR-100 for 5-way 5-shot incremental learning. Underbar denotes the comparable results with baseline. \* denotes the results reported from [42].

Method	sessions									The gap with cRT
	1	2	3	4	5	6	7	8	9	
cRT [42]	65.18	63.89	60.20	57.23	53.71	50.39	48.77	47.29	45.28	-
Joint-training [42]	65.18	61.45	57.36	53.68	50.84	47.33	44.79	42.62	40.08	-5.20
Baseline [42]	65.18	61.67	58.61	55.11	51.86	49.43	47.60	45.64	43.83	-1.45
iCaRL [37]*	66.52	57.26	54.27	50.62	47.33	44.99	43.14	41.16	39.49	-5.79
Rebalance [19]*	66.66	61.42	57.29	53.02	48.85	45.68	43.06	40.56	38.35	-6.93
FSSL [31]*	65.18	56.24	54.55	51.61	49.11	47.27	45.35	43.95	42.22	-3.08
iCaRL [37]	64.10	53.28	41.69	34.13	27.93	25.06	20.41	15.48	13.73	-31.55
Rebalance [19]	64.10	53.05	43.96	36.97	31.61	26.73	21.23	16.78	13.54	-31.74
TOPIC [7]	64.10	55.88	47.07	45.16	40.11	36.38	33.96	31.55	29.37	-15.91
F2M [42]	64.71	62.05	59.01	55.58	52.55	49.96	48.08	46.28	44.67	-0.61
FSSL [31]	64.10	55.85	51.71	48.59	45.34	43.25	41.52	39.81	38.16	-7.12
HardNet, $c = 10\%$	28.97	27.71	26.08	24.68	23.34	22.02	21.12	20.48	19.50	-25.78
HardNet, $c = 20\%$	37.42	35.29	33.22	31.32	29.51	27.80	26.54	25.28	24.16	-21.12
HardNet, $c = 30\%$	55.47	52.37	49.38	46.53	43.88	41.50	39.58	37.82	36.06	-9.22
HardNet, $c = 40\%$	57.52	53.85	50.62	47.74	44.90	42.64	40.76	38.95	37.07	-8.21
HardNet, $c = 50\%$	<u>64.80</u>	<u>60.77</u>	<u>56.95</u>	<u>53.53</u>	<u>50.40</u>	<u>47.82</u>	<u>45.93</u>	<u>43.95</u>	<u>41.91</u>	-3.37
HardNet, $c = 60\%$	66.72	62.21	58.14	54.60	51.47	48.86	46.67	44.67	42.66	-2.62
HardNet, $c = 70\%$	68.27	63.52	59.45	55.89	52.91	50.30	48.27	46.25	44.22	-1.06
HardNet, $c = 80\%$	69.65	64.60	60.59	56.93	53.60	50.80	48.69	46.69	44.63	-0.65
HardNet, $c = 90\%$	70.85	65.84	61.59	57.92	54.65	51.90	49.79	47.66	45.47	+0.19
HardNet, $c = 93\%$	71.22	66.20	62.00	58.34	55.04	52.34	50.22	48.07	46.04	+0.76
HardNet, $c = 95\%$	71.73	66.31	62.17	58.44	54.98	52.20	50.17	47.97	45.87	+0.59
HardNet, $c = 97\%$	71.85	66.48	62.29	58.62	55.36	52.55	50.60	48.43	46.22	+0.94
HardNet, $c = 99\%$	71.95	66.83	62.75	59.09	55.92	53.03	50.78	48.52	46.31	+1.03
SoftNet, $c = 10\%$	60.77	57.02	53.62	50.51	47.67	45.14	43.32	41.6	39.58	-5.7
SoftNet, $c = 20\%$	64.67	60.69	57.15	53.77	50.76	48.28	46.24	44.23	42.31	-2.97
SoftNet, $c = 30\%$	67.00	62.18	58.22	54.69	51.82	49.12	47.13	44.98	42.44	-2.84
SoftNet, $c = 40\%$	67.50	63.11	59.29	55.61	52.53	49.85	47.85	45.84	43.85	-1.43
SoftNet, $c = 50\%$	69.20	64.18	60.01	56.43	53.11	50.62	48.60	46.51	44.61	-0.67
SoftNet, $c = 60\%$	69.15	63.68	59.54	56.05	52.72	50.10	48.20	46.18	44.15	-1.13
SoftNet, $c = 70\%$	70.92	65.16	61.00	57.25	54.09	51.37	49.29	47.03	44.90	-0.38
SoftNet, $c = 80\%$	70.38	65.04	60.94	57.26	54.13	51.58	49.52	47.36	45.16	-0.12
SoftNet, $c = 90\%$	72.25	66.82	62.63	58.98	55.64	52.77	50.71	48.42	46.15	+0.87
SoftNet, $c = 93\%$	71.38	65.93	61.89	58.20	54.87	51.83	49.82	47.57	45.47	+0.19
SoftNet, $c = 95\%$	72.23	66.94	62.56	58.84	55.65	52.74	50.61	48.47	46.27	+0.99
SoftNet, $c = 97\%$	70.88	65.72	61.38	57.88	54.63	51.82	49.57	47.30	45.19	-0.09
SoftNet, $c = 99\%$	<b>72.62</b>	<b>67.31</b>	<b>63.05</b>	<b>59.39</b>	<b>56.00</b>	<b>53.23</b>	<b>51.06</b>	<b>48.83</b>	<b>46.63</b>	<b>+1.35</b>

Table 6: Classification accuracy of ResNet18 v.s. ResNet20 on CIFAR-100 for 5-way 5-shot FSCIL with varying capacity  $c$ . Underbar denotes the comparable results with baseline. \* denotes results reported from [42].

Method	sessions									The gap with cRT
	1	2	3	4	5	6	7	8	9	
ResNet18, cRT [42]	65.18	63.89	60.20	57.23	53.71	50.39	48.77	47.29	45.28	-
ResNet18, Joint-training [42]	65.18	61.45	57.36	53.68	50.84	47.33	44.79	42.62	40.08	-5.20
ResNet18, Baseline [42]	65.18	61.67	58.61	55.11	51.86	49.43	47.60	45.64	43.83	-1.45
ResNet18, HardNet, $c = 10\%$	28.97	27.71	26.08	24.68	23.34	22.02	21.12	20.48	19.50	-25.78
ResNet18, HardNet, $c = 20\%$	37.42	35.29	33.22	31.32	29.51	27.80	26.54	25.28	24.16	-21.12
ResNet18, HardNet, $c = 30\%$	55.47	52.37	49.38	46.53	43.88	41.50	39.58	37.82	36.06	-9.22
ResNet18, HardNet, $c = 40\%$	57.52	53.85	50.62	47.74	44.90	42.64	40.76	38.95	37.07	-8.21
ResNet18, HardNet, $c = 50\%$	<u>64.80</u>	<u>60.77</u>	<u>56.95</u>	<u>53.53</u>	<u>50.40</u>	<u>47.82</u>	<u>45.93</u>	<u>43.95</u>	<u>41.91</u>	-3.37
ResNet18, HardNet, $c = 60\%$	66.72	62.21	58.14	54.60	51.47	48.86	46.67	44.67	42.66	-2.62
ResNet18, HardNet, $c = 70\%$	68.27	63.52	59.45	55.89	52.91	50.30	48.27	46.25	44.22	-1.06
ResNet18, HardNet, $c = 80\%$	69.65	64.60	60.59	56.93	53.60	50.80	48.69	46.69	44.63	-0.65
ResNet18, HardNet, $c = 90\%$	70.85	65.84	61.59	57.92	54.65	51.90	49.79	47.66	45.47	+0.19
ResNet18, HardNet, $c = 93\%$	71.22	66.20	62.00	58.34	55.04	52.34	50.22	48.07	46.04	+0.76
ResNet18, HardNet, $c = 95\%$	71.73	66.31	62.17	58.44	54.98	52.20	50.17	47.97	45.87	+0.59
ResNet18, HardNet, $c = 97\%$	71.85	66.48	62.29	58.62	55.36	52.55	50.60	48.43	46.22	+0.94
ResNet18, HardNet, $c = 99\%$	71.95	66.83	62.75	59.09	55.92	53.03	50.78	48.52	46.31	+1.03
ResNet18, SoftNet, $c = 10\%$	60.77	57.02	53.62	50.51	47.67	45.14	43.32	41.6	39.58	-5.7
ResNet18, SoftNet, $c = 20\%$	64.67	60.69	57.15	53.77	50.76	48.28	46.24	44.23	42.31	-2.97
ResNet18, SoftNet, $c = 30\%$	67.00	62.18	58.22	54.69	51.82	49.12	47.13	44.98	42.44	-2.84
ResNet18, SoftNet, $c = 40\%$	67.50	63.11	59.29	55.61	52.53	49.85	47.85	45.84	43.85	-1.43
ResNet18, SoftNet, $c = 50\%$	69.20	64.18	60.01	56.43	53.11	50.62	48.60	46.51	44.61	-0.67
ResNet18, SoftNet, $c = 60\%$	69.15	63.68	59.54	56.05	52.72	50.10	48.20	46.18	44.15	-1.13
ResNet18, SoftNet, $c = 70\%$	70.92	65.16	61.00	57.25	54.09	51.37	49.29	47.03	44.90	-0.38
ResNet18, SoftNet, $c = 80\%$	70.38	65.04	60.94	57.26	54.13	51.58	49.52	47.36	45.16	-0.12
ResNet18, SoftNet, $c = 90\%$	72.25	66.82	62.63	58.98	55.64	52.77	50.71	48.42	46.15	+0.87
ResNet18, SoftNet, $c = 93\%$	71.38	65.93	61.89	58.20	54.87	51.83	49.82	47.57	45.47	+0.19
ResNet18, SoftNet, $c = 95\%$	72.23	66.94	62.56	58.84	55.65	52.74	50.61	48.47	46.27	+0.99
ResNet18, SoftNet, $c = 97\%$	70.88	65.72	61.38	57.88	54.63	51.82	49.57	47.30	45.19	-0.09
ResNet18, SoftNet, $c = 99\%$	<b>72.62</b>	<b>67.31</b>	<b>63.05</b>	<b>59.39</b>	<b>56.00</b>	<b>53.23</b>	<b>51.06</b>	<b>48.83</b>	<b>46.63</b>	<b>+1.35</b>
ResNet20, HardNet, $c = 10\%$	53.50	50.52	47.79	45.11	42.57	40.38	38.88	37.43	35.69	-9.59
ResNet20, HardNet, $c = 20\%$	61.83	58.24	55.17	51.92	49.07	46.68	45.02	43.31	41.40	-3.88
ResNet20, HardNet, $c = 30\%$	<u>66.68</u>	<u>62.81</u>	<u>59.54</u>	<u>56.12</u>	<u>53.21</u>	<u>50.52</u>	<u>48.85</u>	<u>46.93</u>	<u>44.84</u>	-0.44
ResNet20, HardNet, $c = 40\%$	68.31	64.17	60.72	57.19	54.26	51.79	50.13	48.01	45.93	+0.65
ResNet20, HardNet, $c = 50\%$	70.73	66.56	63.10	59.59	56.58	53.87	51.86	49.72	47.46	+2.18
ResNet20, HardNet, $c = 60\%$	71.90	67.64	63.84	60.22	57.06	54.30	52.53	50.53	48.34	+3.06
ResNet20, HardNet, $c = 70\%$	71.41	67.44	63.76	60.02	56.84	54.14	52.54	50.42	48.24	+2.96
ResNet20, HardNet, $c = 80\%$	71.97	67.65	63.93	60.14	57.12	54.44	52.72	50.67	48.43	+3.15
ResNet20, HardNet, $c = 90\%$	71.82	67.73	64.21	60.44	57.44	54.93	53.14	51.03	48.86	+3.58
ResNet20, HardNet, $c = 93\%$	72.28	67.99	64.48	60.83	57.64	55.16	53.27	51.11	48.93	+3.65
ResNet20, HardNet, $c = 95\%$	72.13	68.14	64.50	60.74	57.68	55.12	53.17	51.23	48.97	+3.69
ResNet20, HardNet, $c = 97\%$	71.90	67.81	64.11	60.24	57.14	54.41	52.74	50.71	48.67	+3.39
ResNet20, SoftNet, $c = 10\%$	53.13	49.73	46.85	44.01	41.54	39.45	37.84	36.30	34.62	-10.66
ResNet20, SoftNet, $c = 20\%$	60.15	56.25	53.26	50.16	47.46	45.23	43.75	41.84	39.90	-5.38
ResNet20, SoftNet, $c = 30\%$	64.65	59.99	56.65	53.45	50.42	48.02	46.48	44.61	42.43	-2.85
ResNet20, SoftNet, $c = 40\%$	66.77	62.55	59.35	55.63	52.70	50.21	48.54	46.60	44.50	-0.78
ResNet20, SoftNet, $c = 50\%$	68.20	64.21	60.78	57.15	54.20	51.53	49.84	47.92	45.84	+0.56
ResNet20, SoftNet, $c = 60\%$	68.63	64.76	61.00	57.53	54.56	52.11	50.34	48.41	46.30	+1.02
ResNet20, SoftNet, $c = 70\%$	70.38	66.16	62.63	58.93	55.81	53.11	51.38	49.29	47.08	+1.80
ResNet20, SoftNet, $c = 80\%$	70.87	66.47	62.85	59.28	56.27	53.84	52.01	50.16	48.01	+2.73
ResNet20, SoftNet, $c = 90\%$	72.63	<b>68.60</b>	<b>64.96</b>	<b>61.25</b>	<b>57.98</b>	<b>55.32</b>	<b>53.48</b>	<b>51.46</b>	<b>49.20</b>	<b>+3.92</b>
ResNet20, SoftNet, $c = 93\%$	72.53	68.45	64.59	60.80	57.48	54.91	53.19	51.03	48.83	+3.55
ResNet20, SoftNet, $c = 95\%$	72.58	68.30	64.57	60.83	57.67	54.86	53.11	51.21	49.06	+3.78
ResNet20, SoftNet, $c = 97\%$	<b>72.80</b>	68.46	64.61	60.90	57.63	54.95	53.26	51.12	48.95	+3.67
ResNet20, SoftNet, $c = 99\%$	71.78	67.79	63.86	60.07	57.05	54.32	52.34	50.28	48.11	+2.83

Table 7: Classification accuracy of ResNet18 on miniImageNet for 5-way 5-shot incremental learning. Underbar denotes the comparable results with baseline. \* denotes results reported from [42].

Method	sessions									The gap with cRT
	1	2	3	4	5	6	7	8	9	
cRT [42]	67.30	64.15	60.59	57.32	54.22	51.43	48.92	46.78	44.85	-
Joint-training [42]	67.30	62.34	57.79	54.08	50.93	47.65	44.64	42.61	40.29	-4.56
Baseline [42]	67.30	63.18	59.62	56.33	53.28	50.50	47.96	45.85	43.88	-0.97
iCaRL [37]*	67.35	59.91	55.64	52.60	49.43	46.73	44.13	42.17	40.29	-4.56
Rebalance [19]*	67.91	63.11	58.75	54.83	50.68	47.11	43.88	41.19	38.72	-6.13
FSLL [31]*	67.30	59.81	57.26	54.57	52.05	49.42	46.95	44.94	42.87	-1.11
iCaRL [37]	61.31	46.32	42.94	37.63	30.49	24.00	20.89	18.80	17.21	-27.64
Rebalance [19]	61.31	47.80	39.31	31.91	25.68	21.35	18.67	17.24	14.17	-30.68
TOPIC [7]	61.31	50.09	45.17	41.16	37.48	35.52	32.19	29.46	24.42	-20.43
IDLVQ-C [5]	64.77	59.87	55.93	52.62	49.88	47.55	44.83	43.14	41.84	-3.01
F2M [42]	67.28	63.80	60.38	57.06	54.08	51.39	48.82	46.58	44.65	-0.20
FSLL [31]	66.48	61.75	58.16	54.16	51.10	48.53	46.54	44.20	42.28	-2.57
HardNet, $c = 10\%$	9.70	8.46	8.13	7.67	7.35	6.78	6.55	6.3	5.8	-39.05
HardNet, $c = 20\%$	24.95	22.20	20.66	19.39	18.32	17.41	16.64	15.79	15.28	-29.57
HardNet, $c = 30\%$	44.08	40.66	38.24	36.06	33.65	31.84	30.25	29.01	28.02	-16.83
HardNet, $c = 40\%$	37.05	34.94	32.25	30.72	29.09	27.53	25.84	24.76	23.71	-21.14
HardNet, $c = 50\%$	65.13	60.37	56.12	53.17	50.17	47.74	45.34	43.35	42.13	-2.72
HardNet, $c = 60\%$	73.32	67.77	63.46	60.13	57.13	50.36	47.88	46.05	44.59	-0.26
HardNet, $c = 70\%$	71.75	66.66	62.19	58.85	55.74	52.82	50.14	48.45	47.01	+2.16
HardNet, $c = 80\%$	69.73	64.46	60.42	57.09	54.09	51.18	48.76	46.81	45.66	+0.81
HardNet, $c = 90\%$	64.68	59.80	55.70	52.82	50.01	47.30	45.17	43.34	42.09	-2.76
HardNet, $c = 93\%$	67.17	61.74	57.53	54.43	51.52	48.86	46.42	44.68	43.43	-1.42
HardNet, $c = 95\%$	64.72	60.13	56.05	53.25	50.20	47.62	45.11	43.40	42.33	-2.52
HardNet, $c = 97\%$	63.92	58.85	55.12	52.16	49.44	46.78	44.48	42.68	41.52	-3.33
HardNet, $c = 99\%$	67.28	62.17	58.06	55.05	52.01	49.12	46.92	45.07	43.90	-0.95
SoftNet, $c = 10\%$	62.75	58.26	53.80	50.82	47.68	44.86	42.05	39.86	38.15	-6.7
SoftNet, $c = 20\%$	68.33	62.76	58.60	55.25	52.07	49.36	46.48	44.21	42.52	-2.33
SoftNet, $c = 30\%$	72.20	66.92	62.56	59.16	56.07	53.10	50.59	48.46	47.03	+2.18
SoftNet, $c = 40\%$	72.58	67.34	62.91	59.65	56.72	54.00	51.46	49.39	48.11	+3.26
SoftNet, $c = 50\%$	72.83	67.23	62.82	59.41	56.44	53.55	50.92	48.99	47.60	+2.75
SoftNet, $c = 60\%$	73.83	67.78	63.46	60.21	57.27	54.42	51.74	49.94	48.57	+3.72
SoftNet, $c = 70\%$	75.15	69.06	64.79	61.40	58.38	55.49	52.87	50.89	49.69	+4.84
SoftNet, $c = 80\%$	76.63	70.13	65.92	62.52	<b>59.49</b>	<b>56.56</b>	53.71	51.72	<b>50.48</b>	<b>+5.63</b>
SoftNet, $c = 90\%$	77.00	<b>70.38</b>	65.94	62.45	59.32	56.25	<b>53.76</b>	<b>51.75</b>	50.39	+5.54
SoftNet, $c = 93\%$	73.97	67.39	63.35	59.90	56.89	54.18	51.61	49.71	48.45	+3.60
SoftNet, $c = 95\%$	76.22	69.64	65.22	61.91	58.84	55.75	53.07	51.18	49.84	+4.99
SoftNet, $c = 97\%$	<b>77.17</b>	70.32	<b>66.15</b>	<b>62.55</b>	59.48	56.46	53.71	51.68	50.24	+5.39
SoftNet, $c = 99\%$	76.80	69.79	65.44	62.01	58.87	55.94	53.21	51.25	50.04	+5.19

Table 8: Classification accuracy of ResNet18 on CUB-200-2011 for 10-way 5-shot incremental learning (TOPIC class split [43]). Underbar denotes the comparable results with FSLL [31]. \* denotes results reported from [42].

Method	sessions											The gap with cRT
	1	2	3	4	5	6	7	8	9	10	11	
cRT [42]*	77.16	74.41	71.31	68.08	65.57	63.08	62.44	61.29	60.12	59.85	59.30	-
Joint-training [42]	77.16	74.39	69.83	67.17	64.72	62.25	59.77	59.05	57.99	57.81	56.82	-2.48
Baseline [42]	77.16	74.00	70.21	66.07	63.90	61.35	60.01	58.66	56.33	56.12	55.07	-4.23
iCaRL [37]*	75.95	60.90	57.65	54.51	50.83	48.21	46.95	45.74	43.21	43.01	41.27	-18.03
Rebalance [19]*	77.44	58.10	50.15	44.80	39.12	34.44	31.73	29.75	27.56	26.93	25.30	-34.00
FSLL [31]*	77.16	71.85	66.53	59.95	58.01	57.00	56.06	54.78	52.24	52.01	51.47	-7.83
iCaRL [37]	68.68	52.65	48.61	44.16	36.62	29.52	27.83	26.26	24.01	23.89	21.16	-39.92
Rebalance [19]	68.68	57.12	44.21	28.78	26.71	25.66	24.62	21.52	20.12	20.06	19.87	-41.21
TOPIC [7]	68.68	62.49	54.81	49.99	45.25	41.40	38.35	35.36	32.22	28.31	26.28	-34.80
SPPR [53]	68.68	61.85	57.43	52.68	50.19	46.88	44.65	43.07	40.17	39.63	37.33	-21.97
CEC [52]	75.85	71.94	68.50	63.50	62.43	58.27	57.73	55.81	54.83	53.52	52.28	-7.02
F2M [42]	77.13	73.92	70.27	66.37	64.34	61.69	60.52	59.38	57.15	56.94	55.89	-3.41
FSLL [31]	72.77	69.33	65.51	62.66	61.10	58.65	57.78	57.26	55.59	55.39	54.21	-6.87
FSLL+SS [31]	75.63	71.81	68.16	64.32	62.61	60.10	58.82	58.70	56.45	56.41	55.82	-5.26
HardNet, $c = 50\%$	72.42	67.74	64.05	60.59	58.37	54.72	53.10	50.93	48.44	48.56	47.62	-11.68
HardNet, $c = 60\%$	74.02	69.46	66.38	62.93	60.93	57.13	55.42	52.78	50.63	50.84	49.88	-9.42
HardNet, $c = 70\%$	<u>76.22</u>	<u>71.59</u>	<u>68.60</u>	<u>64.78</u>	<u>62.39</u>	<u>58.79</u>	<u>57.63</u>	<u>54.90</u>	<u>52.69</u>	<u>52.64</u>	<u>51.96</u>	<u>-7.34</u>
HardNet, $c = 85\%$	77.76	73.81	69.65	65.74	63.73	60.02	59.12	56.40	54.01	54.29	53.23	-6.07
HardNet, $c = 86\%$	77.90	73.81	69.71	66.01	63.83	60.18	59.17	56.42	54.07	54.46	53.25	-6.05
HardNet, $c = 87\%$	77.72	73.59	69.65	65.63	63.76	60.02	59.10	56.53	54.19	54.46	53.32	-5.98
HardNet, $c = 88\%$	77.79	73.46	69.65	65.82	63.88	60.20	59.25	56.34	54.11	54.46	53.16	-6.14
HardNet, $c = 89\%$	77.62	73.53	69.82	65.98	64.06	60.20	59.04	56.57	53.99	54.40	53.08	-6.22
HardNet, $c = 89\%$	77.62	73.88	69.80	66.20	63.78	60.55	59.36	56.73	54.13	54.29	53.06	-6.24
HardNet, $c = 93\%$	78.04	74.20	70.09	66.17	64.21	60.85	59.88	56.97	54.45	54.51	53.39	-5.91
HardNet, $c = 95\%$	78.60	74.48	70.00	66.24	64.18	60.64	59.43	56.55	53.99	54.29	53.32	-5.98
SoftNet, $c = 85\%$	82.47	77.79	73.85	70.57	67.76	63.62	62.35	<b>60.44</b>	<b>58.28</b>	57.21	55.91	-3.39
SoftNet, $c = 86\%$	82.30	77.95	73.64	70.44	67.51	63.58	62.33	60.01	58.10	57.62	56.39	-2.91
SoftNet, $c = 87\%$	82.89	77.98	<b>74.20</b>	<b>70.79</b>	<b>67.88</b>	<b>63.81</b>	<b>62.46</b>	60.31	58.26	<b>57.99</b>	56.48	-2.82
SoftNet, $c = 88\%$	<b>83.00</b>	78.11	73.67	70.28	67.28	63.55	62.20	60.03	58.16	57.70	<b>56.70</b>	<b>-2.60</b>
SoftNet, $c = 89\%$	82.68	78.24	73.61	69.93	67.33	63.35	62.42	60.05	57.49	57.93	56.58	-2.72
SoftNet, $c = 90\%$	82.75	78.33	73.70	70.22	67.26	63.51	62.20	60.13	57.91	57.72	56.43	-2.87
SoftNet, $c = 93\%$	82.82	<b>78.40</b>	73.53	69.82	66.54	62.74	61.53	59.15	57.09	56.28	55.20	-4.10
SoftNet, $c = 95\%$	82.82	78.11	73.76	69.63	66.64	62.56	61.46	59.21	56.84	55.95	54.85	-4.45