

Coupled Evolutionary Behavioral and Disease Dynamics under Reinfection Risk

Abhisek Satapathi, Narendra Kumar Dhar, Ashish R. Hota and Vaibhav Srivastava*

Abstract

We study the interplay between epidemic dynamics and human decision making for epidemics that involve reinfection risk; in particular, the susceptible-infected-susceptible (SIS) and the susceptible-infected-recovered-infected (SIRI) epidemic models. In the proposed game-theoretic setting, individuals choose whether to adopt protection or not based on the trade-off between the cost of adopting protection and the risk of infection; the latter depends on the current prevalence of the epidemic and the fraction of individuals who adopt protection in the entire population. We define the coupled epidemic-behavioral dynamics by modeling the evolution of individual protection adoption behavior according to the replicator dynamics. For the SIS epidemic, we fully characterize the equilibria and their stability properties. We further analyze the coupled dynamics under timescale separation when individual behavior evolves faster than the epidemic, and characterize the equilibria of the resulting discontinuous hybrid dynamical system for both SIS and SIRI models. Numerical results illustrate how the coupled dynamics exhibits oscillatory behavior and convergence to sliding mode solutions under suitable parameter regimes.

1 Introduction

Infectious diseases or epidemics spread through human society via social interactions among infected and healthy individuals. In the absence of suitable medicines or vaccines, particularly at the onset of an epidemic, individuals adopt protective measures (such as wearing masks or maintaining social distancing) in order to avoid becoming infected, often in a strategic and decentralized manner. Thus, adoption of protective behavior both affects and is affected by the level of infection prevalence. Therefore, it is critical to examine the interplay between epidemic dynamics and human decision making for improved preparedness against future pandemics.

There is a rich body of work devoted to developing mathematical models that capture the dynamic evolution of epidemics [Mei et al., 2017, Nowzari et al., 2016]. There are two broad classes of epidemic models: (i) epidemics where an individual upon recovery is no longer at risk of future infection (e.g., the susceptible-infected-recovered (SIR) epidemic model) and (ii) epidemics where recovery from infection does not lead to immunity from future infections. Motivated by a large number of infectious diseases where recovered individuals are still at risk of future infection, we focus on the second class of epidemics in this work; in particular, the susceptible-infected-susceptible (SIS) and the susceptible-infected-recovered-infected (SIRI) [Pagliara and Leonard, 2020, Pagliara

*Abhisek Satapathi and Ashish R. Hota are with the Department of Electrical Engineering, IIT Kharagpur, India. Narendra Kumar Dhar is with the School of Computing and Electrical Engineering, IIT Mandi, India. Vaibhav Srivastava is with the Department of Electrical and Computer Engineering, Michigan State University, East Lansing, MI 48824. (Email: abhisek.ee@iitkgp.ac.in, narendra@iitmandi.ac.in, ahota@ee.iitkgp.ac.in, vaibhav@msu.edu). This work was supported in part by ARO grant W911NF-18-1-0325. A preliminary version of this work [Satapathi et al., 2022] appeared at the American Control Conference, 2022.

et al., 2018] epidemic models. In the SIRI model, the infection rate of individuals who have been infected in the past is different from those who have never been infected which captures diseases that impart compromised or strengthened immunity after the initial infection. This is in contrast with the SIS epidemic where a recovered individual encounters an identical infection risk as an individual who has never been infected.

Selfish adoption of protective behavior against epidemics has been studied in the framework of game theory [Chang et al., 2020, Huang and Zhu, 2021]; both static or single-shot games to model vaccination decisions [Hota and Sundaram, 2019, Trajanovski et al., 2015] and dynamic games that model evolution of protective decisions [Eksin et al., 2017, Hota et al., 2022, Huang and Zhu, 2020, Theodorakopoulos et al., 2013] have been analyzed for the SIS epidemic in recent past. Most of these works explore structural properties of the equilibrium strategies and epidemic evolution under those strategies. Specifically, in [Theodorakopoulos et al., 2013], individuals in a well-mixed population decide whether or not to adopt protection (which eliminates the risk of infection) at a certain cost, and epidemic evolution under optimal protection strategies is studied. This setting is generalized in [Eksin et al., 2017] and [Hota et al., 2022] to include different types of networked interactions.

However, the problem of a large group of strategic individuals finding or learning equilibrium strategies is quite challenging [Daskalakis et al., 2009, Sandholm, 2010]. In settings with a large population of agents, *evolutionary dynamics* have been proposed and their convergence behavior to the set of equilibria are analyzed [Hofbauer and Sigmund, 2003, Sandholm, 2010]. This class of learning dynamics involves repeated play of a static game where the payoff functions remain unchanged. It is only recently that evolutionary learning with dynamic payoff functions have been investigated [Arcak and Martins, 2020, Park et al., 2019].

In contrast with the above settings, epidemic games exhibit a dynamically changing proportion of healthy and infected individuals due to epidemic dynamics. A recent work [Elokda et al., 2021a] investigated this dynamic evolution of infection dynamics and strategic decisions for a class of susceptible-asymptomatic-infected-recovered (SAIR) epidemic setting in the framework of dynamic population games [Elokda et al., 2021b]. Coupled evolution of disease and behavior have recently been investigated in [Khazaei et al., 2021, Martins et al., 2022] for SIRS and SEIR epidemic models, respectively. While the setting in [Martins et al., 2022] allows for reinfection, the payoff function of an individual does not directly depend on the infection prevalence, rather the payoffs are governed by a dynamic reward term likely designed by a central authority. In a contemporary work [Frieswijk et al., 2022], the authors consider a coupled SIS epidemic-behavioral setting in which the payoff contains a social influence factor and a cost proportional to the current level of infection, and imitation dynamics is used to model the evolution of behavior.

Few recent works have also explored the notion of timescale separation to study the interaction of evolutionary learning dynamics with other dynamical systems [Gong and Cao, 2021, Weitz et al., 2016]. In the context of epidemics, [Al-Radhawi et al., 2021] explores slow-fast dynamics in the context of SIR epidemics. SIS dynamics with risk-tolerator or risk-avertter individuals that respond differently is studied in [Zhou et al., 2020]. Neither works consider any behavioral or game-theoretic response to epidemics. Furthermore, to the best of our knowledge, game-theoretic analysis of protection strategies for the SIRI epidemic model has yet not been reported.

In this paper, we build upon the above line of work, and consider the SIS and SIRI epidemic settings where a large population of individuals choose whether to adopt protection or to remain unprotected as the epidemic evolves. For a healthy (susceptible or recovered) individual, being protected reduces the probability of becoming infected. Similarly, an infected individual who adopts protection transmits or causes a new infection with a smaller probability compared to an infected

individual who is unprotected.¹ For a susceptible individual, adopting protection comes with a cost (such as discomfort due to wearing masks or adhering to social distancing protocols) which is weighed with the instantaneous risk of becoming infected; the latter depends on the current epidemic prevalence and the proportions of individuals in different epidemic states adopting protection. In the SIRI model, recovered individuals behave similar to susceptible individuals, albeit with different infection probabilities.

In order to lay the foundations for a rigorous investigation of coupled epidemic and behavioral dynamics, we focus on the *replicator dynamics* [Hofbauer and Sigmund, 2003, Sandholm, 2010] to model the evolution of protection decisions and study their interaction with SIS and SIRI epidemic dynamics. The major contributions of this work are fourfold. First, for the coupled SIS epidemic and replicator dynamics, we completely characterize the equilibria (existence and local stability) and show how the stability of different equilibrium points get exchanged as certain parameters change. Second, we explore the behavior of the coupled dynamics under timescale separation leading to a slow-fast dynamical system [Berglund and Gentz, 2006]. Third, for the coupled SIRI epidemic and replicator dynamics, we determine all possible equilibria and analyze the coupled dynamics under timescale separation. For both (SIS and SIRI) coupled dynamics, we specifically focus on the case where the replicator dynamics are faster and characterize the evolution of the epidemic by analyzing the resulting slow dynamics which takes the form of a variable structure system in the limiting regime. We show that the infected proportion may converge to an endemic sliding mode of the hybrid dynamics for a certain range of parameters. Fourth, we illustrate additional insights into the transient behavior of these coupled dynamics using numerical simulations. Particularly, we illustrate the impact of the timescale separation parameter and oscillatory convergence to the equilibrium point.

The remainder of the paper is organized as the following. In Section 2, we introduce the coupled SIS epidemic and replicator dynamics, characterize the associated equilibria and their bifurcations, and study the transient behavior of the system trajectories under timescale separation. In Section 3, we introduce the coupled SIRI epidemic and replicator dynamics, determine the associated equilibria, and study these dynamics under timescale separation. We present additional insights into these coupled dynamics using numerical simulations in Section 4. Conclusions are drawn in Section 5, and the proofs of the technical results are presented in the Appendix.

2 Coupled SIS Epidemic and Evolutionary Behavioral Model

In this section, we formally introduce the coupled evolution of the SIS epidemic and protection adoption behavior in a homogeneous large-population setting. Let the proportion of susceptible and infected individuals be $s(t)$ and $y(t)$, respectively. Both $s(t), y(t) \in [0, 1]$ with $s(t) + y(t) = 1$ for all $t \geq 0$. Individuals choose whether to adopt protection against the epidemic or not; these actions are denoted by P and U, respectively. Consequently, the *population state* at time t is defined as $x(t) := [x_{\text{SU}}(t) \ x_{\text{SP}}(t) \ x_{\text{IU}}(t) \ x_{\text{IP}}(t)]^\top \in \Delta_4$, where Δ_4 is the probability simplex in \mathbb{R}^4 , x_{SU} denotes the proportion of individuals who are susceptible and choose to remain unprotected, x_{IP} denotes the proportion of infected individuals who adopt protection, etc. At time t , we have $x_{\text{SU}}(t) + x_{\text{SP}}(t) = s(t)$, $x_{\text{IU}}(t) + x_{\text{IP}}(t) = y(t)$, and $\mathbb{1}^\top x(t) = 1$ where $\mathbb{1}$ is a vector of appropriate dimension with all entries 1.

Individuals choose their action to maximize their payoffs which depends on the population state $x(t)$ (which includes information regarding infection prevalence since $x_{\text{IU}}(t) + x_{\text{IP}}(t) = y(t)$). For

¹Thus, our formulation, with partially effective protection, generalizes the setting in [Theodorakopoulos et al., 2013] where adopting protection completely eliminated the risk of becoming infected for an individual.

an infected individual, there is no further risk of infection, and as a result, we define its payoff to be constant parameters given by $-c_{\text{IU}}$ if it remains unprotected and $-c_{\text{IP}}$ if it adopts protection, respectively. In particular, $c_{\text{IU}} > 0$ captures the cost of breaking isolation/quarantine protocols for an infected individual or could represent worsening of the disease if an infected individual continues to be irresponsible. Thus, we assume $c_{\text{IU}} > c_{\text{IP}} \geq 0$.

A susceptible individual trades off the cost of adopting protection, denoted by $c_P > 0$, and expected cost of becoming infected. The latter is the product of the loss upon infection $L > 0$ and the instantaneous probability of becoming infected which depends on its action as well as the population state. Specifically, let β_u and β_p denote the probabilities of an infected individual causing a new infection if it is unprotected and protected, respectively. We impose the natural assumption $\beta_u > \beta_p \geq 0$ throughout the paper. Consequently, the instantaneous probability of infection for an unprotected susceptible individual at population state x is given by $\beta_u x_{\text{IU}} + \beta_p x_{\text{IP}}$. Similarly, let a protected susceptible individual be $\alpha \in (0, 1)$ times (less) likely to become infected compared to an unprotected susceptible individual. Thus, the instantaneous probability of infection for a protected susceptible individual at population state x is given by $\alpha(\beta_u x_{\text{IU}} + \beta_p x_{\text{IP}})$. The payoff vector of individuals at population state x is now defined as

$$F(x) := \begin{bmatrix} F_{\text{SU}}(x) \\ F_{\text{SP}}(x) \\ F_{\text{IU}}(x) \\ F_{\text{IP}}(x) \end{bmatrix} = \begin{bmatrix} -L(\beta_u x_{\text{IU}} + \beta_p x_{\text{IP}}) \\ -c_P - L\alpha(\beta_u x_{\text{IU}} + \beta_p x_{\text{IP}}) \\ -c_{\text{IU}} \\ -c_{\text{IP}} \end{bmatrix}, \quad (1)$$

where $F_{\text{SU}}(x)$ denote the payoff for an individual who is susceptible and unprotected at population state x , and so on. Susceptible individuals who adopt protection pay a cost c_P but experience a reduced risk of becoming infected scaled by factor α as discussed above.

The population state x is dynamic and time-varying, both due to the epidemic dynamics as well as the evolutionary dynamics of strategically adopting protective behavior. Since the proportion of susceptible and infected individuals is time-varying, the framework of classical population games is not applicable. We now introduce the coupled epidemic and evolutionary dynamics. We first introduce some notation. Let $z_S(t) \in [0, 1]$ denote the fraction of susceptible individuals who remain unprotected, i.e., $x_{\text{SU}}(t) = z_S(t)s(t)$ and $x_{\text{SP}}(t) = (1 - z_S(t))s(t)$. Similarly, let $z_I(t) \in [0, 1]$ denote the fraction of infected individuals who remain unprotected.

Due to the presence of both unprotected and protected individuals with different infection probabilities, the evolution of infected proportion is given by

$$\begin{aligned} \dot{y}(t) &= (x_{\text{SU}}(t) + \alpha x_{\text{SP}}(t))(\beta_u x_{\text{IU}}(t) + \beta_p x_{\text{IP}}(t)) - \gamma y(t) \\ &= [(1 - y(t))(z_S(t) + \alpha(1 - z_S(t))) \cdot (\beta_u z_I(t) + \beta_p(1 - z_I(t))) - \gamma] y(t) \\ &=: f_y(y(t), z_S(t), z_I(t)). \end{aligned} \quad (2)$$

The above dynamics is analogous to the conventional scalar SIS epidemic dynamics with effective infection rate $\beta_{\text{eff}}(z_S, z_I) = (z_S + \alpha(1 - z_S))(\beta_u z_I + \beta_p(1 - z_I))$ which now depends on the efficacy of protection and the fractions that adopt protection. In particular, if $\alpha = 1$ and $\beta_p = \beta_u = \beta$, i.e., protection is not effective, the effective infection rate is β .

We now define the evolutionary dynamics to capture the evolution of unprotected fractions in both susceptible and infected subpopulations. We focus on the class of replicator dynamics [Sandholm, 2010] in this work and assume that susceptible individuals only replicate the strategies of other susceptible individuals (likewise for infected individuals). Consequently for susceptible individuals, we obtain

$$\dot{z}_S(t) = z_S(t)(1 - z_S(t))([F]_{\text{SU}} - [F]_{\text{SP}})$$

$$\begin{aligned}
&= z_S(t)(1 - z_S(t)) [c_P - L(1 - \alpha)(\beta_u z_I(t) + \beta_p(1 - z_I(t)))y(t)] \\
&=: f_S(y(t), z_S(t), z_I(t)).
\end{aligned} \tag{3}$$

Similarly, for infected individuals, we have

$$\begin{aligned}
\dot{z}_I(t) &= z_I(t) [-c_{IU} + (c_{IU}z_I(t) + c_{IP}(1 - z_I(t)))] \\
&= z_I(t)(1 - z_I(t))(c_{IP} - c_{IU}) \\
&=: f_I(y(t), z_S(t), z_I(t)).
\end{aligned} \tag{4}$$

Thus, equations (2), (3) and (4) characterize the coupled evolution of the epidemic and population states.

Lemma 1 (Invariant set of Coupled SIS Epidemic). *For the coupled SIS epidemic and evolutionary behavioral dynamics defined by (2), (3) and (4), the set $\{(y, z_S, z_I) \mid (y, z_S, z_I) \in [0, 1]^3\}$ is invariant.*

Proof. For $y(t) \in \{0, 1\}$, \dot{y} is either zero or negative. Likewise, for $z_I, z_S \in \{0, 1\}$, $\dot{z}_I = \dot{z}_S = 0$. The result follows from Nagumo's theorem [Blanchini and Miani, 2008, Theorem 4.7]. \square

2.1 Equilibrium Characterization and Stability Analysis

We now examine the equilibrium points of the above coupled epidemic-replicator dynamics and their stability properties. First, we consider the evolution of z_I in (4) which does not depend on y and z_S . There are two stationary points $z_I = 0$ and $z_I = 1$, and it is easy to see that, for $c_{IU} > c_{IP}$, $z_I = 1$ is unstable and $z_I = 0$ is exponentially stable with basin of attraction $[0, 1)$. It is also quite intuitive that if $c_{IP} < c_{IU}$, infected individuals prefer to use protection and the strategy for infected individuals should converge to adopting protection.

Thus, in the remainder of this paper, we only focus on equilibria with $z_I = 0$. We begin with introducing a few variables that will be used to define the equilibrium points:

$$y_u^* := 1 - \frac{\gamma}{\beta_p}, \quad y_{\text{int}}^* := \frac{c_P}{L(1 - \alpha)\beta_p}, \quad y_p^* := 1 - \frac{\gamma}{\alpha\beta_p}, \quad \text{and} \quad z_{S,\text{int}}^* := \frac{1}{1 - \alpha} \left[\frac{\gamma}{\beta_p(1 - y_{\text{int}}^*)} - \alpha \right].$$

We now define all possible equilibria of the coupled SIS epidemic and evolutionary behavior dynamics (2–4) corresponding to $z_I = 0$:

$$\mathbf{E0} = (0, 0, 0), \quad \mathbf{E1} = (0, 1, 0), \quad \mathbf{E2} = (y_u^*, 1, 0), \quad \mathbf{E3} = (y_{\text{int}}^*, z_{S,\text{int}}^*, 0), \quad \text{and} \quad \mathbf{E4} = (y_p^*, 0, 0).$$

At **E0** everyone adopts protection and there is no infection. At **E1**, there is no infection, and susceptible individuals do not adopt protection. **E2** is an endemic equilibrium, i.e., a fraction of the population is infected, at which susceptible individuals continue to remain unprotected. **E3** is an endemic equilibrium at which some susceptible individuals adopt protection. Finally, **E4** is an endemic equilibrium at which all susceptible individuals adopt protection. The existence and stability of these equilibria are summarized in Table 1 and established in the following proposition whose proof is presented in Appendix A.

Proposition 1 (Equilibria and Stability). *For the equilibrium points of the coupled SIS epidemic and evolutionary behavioral dynamics (2–4) corresponding to $z_I = 0$, the following statements hold:*

1. **E0** exists for all parameter regimes, and is unstable;

Table 1: Existence and stability of equilibria of the coupled dynamics (2), (3) and (4).

Epidemic Parameters	Endemic Infection Level	Equilibria			
		E1 : (0, 1, 0)	E2 : (y_u^* , 1, 0)	E3 : (y_{int}^* , $z_{S,\text{int}}^*$, 0)	E4 : (y_p^* , 0, 0)
$\gamma > \beta_p$	–	✓, stable	–	–	–
$\alpha\beta_p < \gamma < \beta_p$	$y_u^* < y_{\text{int}}^*$	✓, unstable	✓, stable	–	–
	$y_{\text{int}}^* < y_u^*$	✓, unstable	✓, unstable	✓, stable	–
$\gamma < \alpha\beta_p$	$y_u^* < y_{\text{int}}^*$	✓, unstable	✓, stable	–	✓, unstable
	$y_p^* < y_{\text{int}}^* < y_u^*$	✓, unstable	✓, unstable	✓, stable	✓, unstable
	$y_{\text{int}}^* < y_p^*$	✓, unstable	✓, unstable	–	✓, stable

2. **E1** exists for all parameter regimes, is stable if $\beta_p < \gamma$, and is unstable, otherwise;
3. **E2** exists only when $\beta_p > \gamma$, is stable when $y_u^* < y_{\text{int}}^*$, and is unstable otherwise;
4. **E3** exists only when $y_p^* < y_{\text{int}}^* < y_u^*$, and is stable;
5. **E4** exists only when $\gamma < \alpha\beta_p$, is stable when $y_p^* > y_{\text{int}}^*$, and is unstable otherwise.

Remark 1. Note that as the recovery rate γ increases, the infected proportion at the stable equilibrium decreases. In practice, γ is improved via direct intervention of authorities by augmenting healthcare facilities. When further resource augmentation is not possible, a more effective protection scheme with a smaller value of α would result in a smaller value of y_p^* . In addition, if α is reduced further such that $\gamma > \alpha\beta_p$, the dynamics exhibits a new stable endemic infection level y_{int}^* which also decreases as α is reduced. Thus, our result shows that indirect intervention by facilitating availability of more effective protection schemes and letting individuals choose whether to adopt protection in a decentralized manner would significantly contribute towards ensuring a smaller endemic infection level.

2.2 Bifurcation Analysis

The above proposition shows that the equilibrium points exchange stability properties as certain parameters, e.g., γ, β_p, α , vary. We now numerically explore the bifurcations associated with the transition of stability among the equilibria. For the numerical illustration we choose the parameter values in equations (2), (3) and (4) as summarized below:

c_P	α	β_u	c_{IU}	L	β_p	c_{IP}
1	0.5	0.3	2	80	0.15	1

We adopt the recovery rate γ as a bifurcation parameter and use the numerical continuation package MATCONT [Dhooge et al., 2003] to compute the bifurcation diagram shown in Fig. 1.

For $\gamma \rightarrow 0^+$, **E4** is the stable equilibrium, while **E0**, **E1**, and **E2** are unstable. As the value of γ is increased at point T3 in Fig. 1, **E4** exchanges stability to **E3** in a transcritical bifurcation. Note that unstable branch of **E3** is not visible since it is associated with negative values of z_S . As

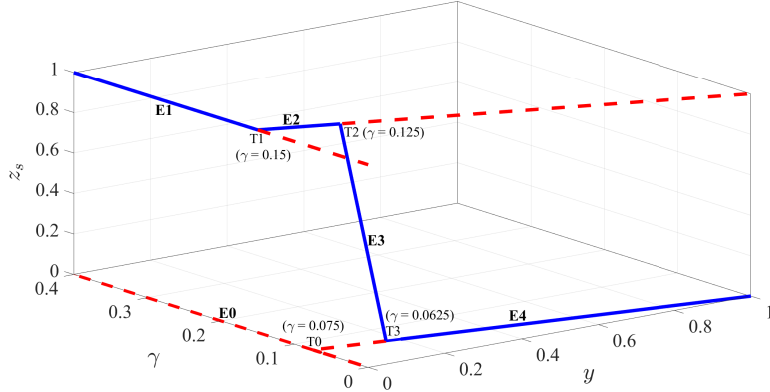


Figure 1: Bifurcation diagram of the equilibria of the coupled SIS epidemic and evolutionary behavioral dynamics. (solid blue: stable branch and dashed red: unstable branch of equilibria)

γ is increased, the fraction of susceptible population adopting the protection decreases and at T2, **E3** exchanges stability to **E2** in another transcritical bifurcation. Again, the unstable branch of **E3** at T2 corresponds to $z_s > 1$ and is not visible in the diagram. Upon further increasing γ , the fraction of infected population continues to decrease and at T1, **E2** exchanges stability with the disease-free equilibria **E1**. The unstable branch of **E2** at T1 corresponds to negative values of y and is not visible.

Another transcritical bifurcation takes place at T0 ($\gamma = \alpha\beta_p$), where **E0** and **E4** cross. For $\gamma < \alpha\beta_p$ (resp., $\gamma > \alpha\beta_p$), **E0** has two (resp., one) eigenvalues in the right-half plane. As **E4** approaches T0 from $y > 0$, it has one eigenvalue in the right-half plane, while for $y < 0$ near T0, **E4** is stable. Thus, the transcritical bifurcation at T0 corresponds to exchange of stable and unstable eigenvalues of two unstable equilibria.

2.3 Coupled Epidemic-Behavioral Dynamics under Timescale Separation

We have thus far assumed that the the epidemic and the replicator dynamics evolve at the same time-scale. However, it is not strictly necessary for the coupled dynamics. In order to obtain further insights into their behavior, we now study the coupled epidemic-behavioral dynamics (2), (3) and (4) under timescale separation. In particular, we focus on the case in which the replicator dynamics evolves faster than the epidemic dynamics; indeed in the modern era, there is an increased awareness about infectious diseases due to publicly available testing data at regular intervals, awareness campaigns by public health authorities, spread of information via social media, etc., which shapes human response at a much faster time-scale. To this end, we model the coupled dynamics as a slow-fast system:

$$\begin{aligned}
 \dot{y}(t) &= f_y(y(t), z_S(t), z_I(t)) \\
 \epsilon \dot{z}_S(t) &= f_S(y(t), z_S(t), z_I(t)) \\
 \epsilon \dot{z}_I(t) &= f_I(y(t), z_S(t), z_I(t)),
 \end{aligned} \tag{5}$$

where $\epsilon \in (0, 1]$ is a timescale separation variable [Berglund and Gentz, 2006].

At a given epidemic prevalence y , we characterize the (stable) equilibria of the fast system involving the replicator dynamics with states (z_S, z_I) . For reasons discussed earlier, we focus on equilibria with $z_I = 0$. It is now easy to see that if $y \neq y_{\text{int}}^*$, there are two equilibrium points: $(0, 0)$

and $(1, 0)$. If $y = y_{\text{int}}^*$, then $(z_S, 0)$ is an equilibrium point of the fast system for any $z_S \in [0, 1]$. Following analogous arguments as in the proof of Proposition 1, it follows that $(0, 0)$ is locally stable for the fast system when $y > y_{\text{int}}^*$ and $(1, 0)$ is locally stable for the fast system when $y < y_{\text{int}}^*$. Consequently, we obtain the following reduced dynamics for the slow system which approximates the coupled dynamics (5) in the limit $\epsilon \rightarrow 0$ as

$$\dot{y}(t) = \begin{cases} [(1 - y(t))\beta_p - \gamma]y(t), & \text{if } y(t) < y_{\text{int}}^*, \\ [(1 - y(t))\alpha\beta_p - \gamma]y(t), & \text{if } y(t) > y_{\text{int}}^*, \end{cases} \quad (6)$$

and if $y(t) = y_{\text{int}}^*$, we have

$$\dot{y}(t) \in \left\{ [(1 - y_{\text{int}}^*)\beta_p(z_S + \alpha(1 - z_S)) - \gamma]y_{\text{int}}^* \mid z_S \in [0, 1] \right\}.$$

In particular, since the reduced dynamics is an instance of a discontinuous dynamical system, we define the dynamics at the point of discontinuity $y = y_{\text{int}}^*$ as a differential inclusion which is also the convex combination of the dynamics on both sides of $y = y_{\text{int}}^*$. It is easy to see that the right hand side of the dynamics is measurable and is locally essentially bounded, and therefore (6) admits a Filippov solution [Cortes, 2008]. We now establish the convergence behavior of the infected fraction under (6).

Proposition 2 (Trajectories under fast behavioral response). *For the epidemic dynamics (6) with $y(0) \neq 0$, the following statements hold*

1. if $y_u^* \leq 0$, then $y(t)$ monotonically decreases and converges to the origin;
2. if $0 < y_u^* < y_{\text{int}}^*$, then $y(t)$ monotonically converges to y_u^* ;
3. if $y_p^* < y_{\text{int}}^* < y_u^*$, then $y(t)$ converges to y_{int}^* which acts as a sliding mode of the dynamics;
4. if $y_{\text{int}}^* \leq y_p^*$, then $y(t)$ monotonically converges to y_p^* .

The proof of the above proposition is presented in Appendix A.

Remark 2. *The dynamics in (6) potentially represents a class of non-pharmaceutical interventions where authorities impose social distancing measures that reduces the infection rate by a factor α when the infection prevalence exceeds a threshold. Thus, the result in Proposition 2 is potentially of independent interest. Further, the above proposition generalizes analogous results obtained in prior works [Hota et al., 2022, Theodorakopoulos et al., 2013] which assumed $\alpha = 0$, i.e., adopting protection completely eliminates risk of infection.*

3 Coupled SIRI Epidemic and Evolutionary Behavioral Model

In the SIS epidemic model, a recovered individual encounters the same infection rate as an individual who has never been infected. However, in many infectious diseases, initial infection could lead to compromised immunity [Marshall, 2020] or it might even lead to reduced risk of future infection [Crellen et al., 2021, Gomes et al., 2004]. The susceptible-infected-recovered-infected (SIRI) epidemic model [Pagliara et al., 2018], captures the above characteristics. In this section, we investigate the implications of game-theoretic protection decisions on the evolution of the SIRI epidemic dynamics.

In the SIRI epidemic model, an individual belongs to one of three possible compartments or states: susceptible, infected and recovered; while the proportion of individuals in each of the above

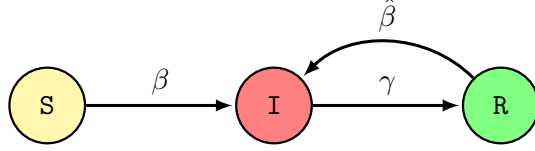


Figure 2: Evolution of states in the SIRS epidemic model. Self-loops are omitted for better clarity.

states at time t is denoted by $s(t), y(t)$ and $r(t)$, respectively. The evolution of these proportions is given by

$$\dot{s}(t) = -\beta s(t)y(t) \quad (7a)$$

$$\dot{y}(t) = \beta s(t)y(t) + \hat{\beta} r(t)y(t) - \gamma y(t) \quad (7b)$$

$$\dot{r}(t) = \gamma y(t) - \hat{\beta} r(t)y(t), \quad (7c)$$

where $\beta > 0$ is the rate at which susceptible individuals become infected if they encounter an infected individual, $\hat{\beta} > 0$ is the rate at which recovered individuals become infected and γ is the rate of recovery for infected individuals. The above transitions are depicted in Figure 2.

Thus, the above model captures settings where an individual develops immunity upon becoming infected ($\beta > \hat{\beta}$) and when the immunity of an individual is compromised upon infection ($\beta < \hat{\beta}$). When $\beta = \hat{\beta}$ and susceptible and recovered states are combined, we recover the SIS epidemic model. The classical SIR model is also obtained as a special case when $\hat{\beta} = 0$.

3.1 Equilibria and Stability without Protective Behavior

The dynamics in (7) admits a continuum of equilibria which are infection free (IFE) and may also have an isolated endemic equilibrium (EE) where infection level is nonzero. Mathematically, at the IFE, we have $s = s^*, y = 0, r = 1 - s^*$ where $s^* \in [0, 1]$. At the EE, we have $s = 0, y = 1 - \frac{\gamma}{\beta}, r = \frac{\gamma}{\beta}$. Before we analyze the implications of strategic adoption of protective behavior, we summarize the main result from [Pagliara et al., 2018] on the existence and stability of the above equilibria.

Theorem 1 (Theorem 2, Lemma 1, Lemma 2 [Pagliara et al., 2018]). *Let $R_0 := \frac{\beta}{\gamma}$, $R_1 := \frac{\hat{\beta}}{\gamma}$, and $M := \frac{1-R_1}{R_0-R_1}$. Then, the SIRS dynamics exhibits the following behavior.*

1. *Infection-free: If $R_0 < 1$ and $R_1 < 1$, EE is not an equilibrium, while all points in the IFE are locally stable. Further, $y(t)$ decays monotonically to 0.*
2. *Endemic: If $R_0 > 1$ and $R_1 > 1$, all points in the IFE are unstable while the EE exists and is locally stable. Further, all solutions reach EE as $t \rightarrow \infty$.*
3. *Epidemic: If $R_0 > 1$ and $R_1 \leq 1$, then IFE is locally stable if $s^* < M$ and unstable if $s^* > M$. Further, as $t \rightarrow \infty$, all solutions reach IFE with $s^* < M$.*
4. *Bistable: If $R_0 \leq 1$ and $R_1 > 1$, EE exists and is locally stable. IFE with $s^* > M$ is locally stable while IFE with $s^* < M$ is unstable. If $y(0) < 1 - M(R_0M)^{-R_0/R_1}$, then the dynamics reach a point at the IFE as $t \rightarrow \infty$; otherwise it reaches the EE.*

We now introduce a population game model to capture how individuals adopt protective behavior, followed by analyzing the resulting evolution of the SIRS epidemic.

3.2 Population Game Model of Protection Adoption

We build upon the formulation in the previous section. Consider a large population of individuals, each in one of three possible infection states, who choose whether to adopt protection or remain unprotected. The *population state* $x := [x_{\text{SU}} \ x_{\text{SP}} \ x_{\text{IU}} \ x_{\text{IP}} \ x_{\text{RU}} \ x_{\text{RP}}]^\top \in [0, 1]^6$, where x_{RU} denotes the proportion of recovered individuals who remain unprotected, x_{RP} denotes the proportion of recovered individuals who adopt protection, and the other states as described earlier. At time t , we have $x_{\text{SU}}(t) + x_{\text{SP}}(t) = s(t)$, $x_{\text{IU}}(t) + x_{\text{IP}}(t) = y(t)$, $x_{\text{RU}}(t) + x_{\text{RP}}(t) = r(t)$ and $\mathbf{1}^\top x(t) = 1$ as before. In the subsequent analysis, we omit the dependence on t for brevity of notation.

A susceptible individual becomes infected at a rate $\beta_p \geq 0$ ($\beta_u \geq 0$) if it comes in contact with an infected individual who adopts protection (remains unprotected). Similarly, a recovered individual becomes reinfected at rate $\hat{\beta}_u \geq 0$ ($\hat{\beta}_p \geq 0$) if it comes in contact with an infected and unprotected (protected) individual. A susceptible or recovered individual is $\alpha \in (0, 1)$ times less likely to become infected (or reinfected) if it adopts protection compared to an unprotected individual with same disease status. Building upon the discussion in the previous section, we define the payoff vector as

$$F(x) := \begin{bmatrix} F_{\text{SU}}(x) \\ F_{\text{SP}}(x) \\ F_{\text{IU}}(x) \\ F_{\text{IP}}(x) \\ F_{\text{RU}}(x) \\ F_{\text{RP}}(x) \end{bmatrix} = \begin{bmatrix} -L(\beta_u x_{\text{IU}} + \beta_p x_{\text{IP}}) \\ -c_P - L\alpha(\beta_u x_{\text{IU}} + \beta_p x_{\text{IP}}) \\ -c_{\text{IU}} \\ -c_{\text{IP}} \\ -L(\hat{\beta}_u x_{\text{IU}} + \hat{\beta}_p x_{\text{IP}}) \\ -c_P - L\alpha(\hat{\beta}_u x_{\text{IU}} + \hat{\beta}_p x_{\text{IP}}) \end{bmatrix}, \quad (8)$$

where L, c_P, c_{IU} and c_{IP} are as defined earlier.

The payoffs for susceptible and infected individuals defined above coincide with the payoffs in case of the SIS epidemic stated in (1). Due to risk of reinfection, recovered individuals behave in a similar manner as susceptible individuals and evaluate the trade-off between cost of adopting protection and the instantaneous infection risk while choosing their protection status. As before, we assume $c_{\text{IU}} > c_{\text{IP}} \geq 0$.

We denote the time-varying proportions of susceptible, infected and recovered individuals who choose to remain unprotected by z_S, z_I , and z_R , respectively. In particular, we have $x_{\text{RU}} = z_R r$, $x_{\text{RP}} = (1 - z_R)r$ and so on. These proportions evolve according to the replicator dynamics with payoffs defined in (8). We now state the coupled evolution of disease and evolutionary behavioral dynamics as follows:

$$\dot{s} = -(\beta_u z_I + \beta_p(1 - z_I))(z_S + \alpha(1 - z_S))sy \quad (9a)$$

$$\begin{aligned} \dot{y} &= (\beta_u z_I + \beta_p(1 - z_I))(z_S + \alpha(1 - z_S))sy \\ &\quad + (\hat{\beta}_u z_I + \hat{\beta}_p(1 - z_I))(z_R + \alpha(1 - z_R))ry - \gamma y \end{aligned} \quad (9b)$$

$$\dot{r} = -(\hat{\beta}_u z_I + \hat{\beta}_p(1 - z_I))(z_R + \alpha(1 - z_R))ry + \gamma y \quad (9c)$$

$$\dot{z}_S = z_S(1 - z_S)(c_P - L(1 - \alpha)(\beta_u z_I + \beta_p(1 - z_I))y) \quad (9d)$$

$$\dot{z}_I = z_I(1 - z_I)(c_{\text{IP}} - c_{\text{IU}}) \quad (9e)$$

$$\dot{z}_R = z_R(1 - z_R)(c_P - L(1 - \alpha)(\hat{\beta}_u z_I + \hat{\beta}_p(1 - z_I))y). \quad (9f)$$

Lemma 2 (Invariant Set for Coupled SIRS Dynamics). *For the coupled SIRS epidemic and evolutionary behavioral dynamics defined by (9), the set $\{(s, y, r, z_S, z_I, z_R) \mid (s, y, r, z_S, z_I, z_R) \in [0, 1]^6\}$ is invariant.*

The proof follows from identical arguments as the proof of Lemma 1.

While $\dot{s} = -(\dot{y} + \dot{r})$ above, a complete characterization of the equilibria and their stability properties is prohibitive due to the dynamics being high dimensional. In order to gain insights into epidemic evolution under game-theoretic decision-making, we analyze the coupled dynamics via timescale separation arguments. Specifically, we analyze in detail the case when the behavioral dynamics is much faster than the disease dynamics, derive the stable equilibria of the fast system (consisting of variables z_S, z_I, z_R) followed by analyzing the equilibria and convergence behavior of the reduced dynamics for the slow system (consisting of variables s, y, r).

3.3 Equilibria of the Replicator Dynamics Evolving on the Faster Timescale

At a given infection prevalence y , we now characterize the equilibria of the behavioral dynamics (9d), (9e), (9f).

Proposition 3. *Let $y_{\text{int}}^* := \frac{c_P}{L(1-\alpha)\beta_p}$ and $\hat{y}_{\text{int}}^* := \frac{c_P}{L(1-\alpha)\hat{\beta}_p}$. Then, the following are true.*

- Any equilibrium with $z_I = 1$ is unstable,
- For the dynamics (9d) and (9e),
 1. $(z_S = 1, z_I = 0)$ is the stable equilibrium when $y < y_{\text{int}}^*$,
 2. $(z_S = 0, z_I = 0)$ is the stable equilibrium when $y > y_{\text{int}}^*$,
 3. any $z_S \in [0, 1]$, $z_I = 0$ is an equilibrium when $y = y_{\text{int}}^*$.
- For the dynamics (9e) and (9f),
 1. $(z_I = 0, z_R = 1)$ is the stable equilibrium when $y < \hat{y}_{\text{int}}^*$,
 2. $(z_I = 0, z_R = 0)$ is the stable equilibrium when $y > \hat{y}_{\text{int}}^*$,
 3. any $z_R \in [0, 1]$, $z_I = 0$ is an equilibrium when $y = \hat{y}_{\text{int}}^*$.

The proof is straightforward and is omitted. In fact, the stable equilibria of the above behavioral dynamics corresponds to the Nash equilibrium strategies of the underlying population game defined by the payoff vector (8) at a given infection prevalence y . In particular, when $y = y_{\text{int}}^*$, susceptible individuals are indifferent between adopting protection or remaining unprotected. When $y > y_{\text{int}}^*$, it is optimal to adopt protection which leads to $z_S = 0$ being the stable equilibrium, and when $y < y_{\text{int}}^*$, it is optimal to remain unprotected which leads to $z_S = 1$ being the stable equilibrium. Stability of z_R is analogous.

We now analyze the epidemic dynamics under timescale separation when the population instantly converges to the Nash equilibrium strategies depending on the current value of y . We consider two cases: $\beta_p > \hat{\beta}_p$ and $\beta_p < \hat{\beta}_p$ separately.

3.4 Epidemic Evolution under Strengthened Immunity upon Infection

We first consider the case when $\beta_p > \hat{\beta}_p$, i.e., the infection rate for a susceptible individual adopting protection is higher than the infection rate for a protected recovered individual. That is, initial infection strengthens the immunity of the individual against subsequent infections. In this case, we have $y_{\text{int}}^* < \hat{y}_{\text{int}}^*$. The reduced epidemic dynamics for infected and recovered subpopulations,

where z_S and z_R are replaced by their stable equilibrium value in accordance with Proposition 3, is a hybrid system given by

$$y \in [0, y_{\text{int}}^*] : \begin{cases} \dot{y} = [\beta_p(1-r-y) + \hat{\beta}_p r - \gamma]y \\ \dot{r} = [-\hat{\beta}_p r + \gamma]y, \end{cases} \quad (10a)$$

$$y = y_{\text{int}}^* : \begin{cases} \dot{y} \in \left\{ [(z_S + \alpha(1-z_S)\beta_p(1-r-y) + \hat{\beta}_p r - \gamma)y \mid z_S \in [0, 1]] \right\} \\ \dot{r} = [-\hat{\beta}_p r + \gamma]y, \end{cases} \quad (10b)$$

$$y \in (y_{\text{int}}^*, \hat{y}_{\text{int}}^*) : \begin{cases} \dot{y} = [\alpha\beta_p(1-r-y) + \hat{\beta}_p r - \gamma]y \\ \dot{r} = [-\hat{\beta}_p r + \gamma]y, \end{cases} \quad (10c)$$

$$y = \hat{y}_{\text{int}}^* : \begin{cases} \dot{y} \in \left\{ [\alpha\beta_p(1-r-y) + \hat{\beta}_p r(z_R + \alpha(1-z_R)) - \gamma]y \mid z_R \in [0, 1] \right\} \\ \dot{r} \in \left\{ [-\hat{\beta}_p(z_R + \alpha(1-z_R)r + \gamma)y \mid z_R \in [0, 1]] \right\}, \end{cases} \quad (10d)$$

$$y \in (\hat{y}_{\text{int}}^*, 1] : \begin{cases} \dot{y} = [\alpha\beta_p(1-r-y) + \alpha\hat{\beta}_p r - \gamma]y \\ \dot{r} = [-\alpha\hat{\beta}_p r + \gamma]y. \end{cases} \quad (10e)$$

In particular, when $y < y_{\text{int}}^* < \hat{y}_{\text{int}}^*$, it follows from the previous subsection that the stable equilibrium of the fast system (behavioral replicator dynamics (9d), (9e), (9f)) is $z_S = 1, z_I = 0, z_R = 1$. Setting these values in (9b) and (9c) together with the observation $s = 1 - y - r$ yields the disease dynamics stated in (10a). The dynamics for moderate and high prevalence of infection stated in (10c) and (10e) are obtained in an analogous manner. The dynamics at points of discontinuities are defined via differential inclusions. As before, it is easy to see that (10) admits a Filippov solution.

We now characterize the equilibria of the dynamics in (10). The following three types of equilibria are possible:

$$\begin{aligned} \mathbf{E1} &= (0, r^*), \quad \text{for } r^* \in [0, 1], \\ \mathbf{E2} &= \left(1 - \frac{\gamma}{\hat{\beta}_p}, \frac{\gamma}{\hat{\beta}_p}\right), \quad \mathbf{E3} = \left(1 - \frac{\gamma}{\alpha\hat{\beta}_p}, \frac{\gamma}{\alpha\hat{\beta}_p}\right). \end{aligned}$$

E1 corresponds to a continuum of *infection free equilibria (IFE)* where the proportion of infected population is 0 while the proportion of recovered population depends on the initial condition and the value of the other parameters. This set of equilibria always exist for the dynamics in (10). **E2** and **E3** are *endemic equilibrium* points with a nonzero proportion of infected population and the susceptible proportion being 0. The existence and stability of all these equilibria as well as a sliding mode solution are established below.

Proposition 4 (Equilibria and Stability of (10)). *For the SIRI epidemic under game-theoretic protection stated in (10), the following statements hold for any $y(0) \in (0, 1]$.*

1. If $\gamma > \beta_p$, **E2** and **E3** are not equilibrium points, all points at the IFE are locally stable, and $y(t)$ decays monotonically to 0.
2. If $\hat{\beta}_p < \gamma < \beta_p$, **E2** and **E3** are not equilibrium points. Points in the IFE with $r^* > \frac{\beta_p - \gamma}{\beta_p - \hat{\beta}_p}$ are locally stable, and unstable otherwise, and $y(t)$ asymptotically converges to 0.
3. If $\hat{\beta}_p[1 - \hat{y}_{\text{int}}^*] < \gamma < \hat{\beta}_p$, **E3** is not an equilibrium point, points in the IFE are unstable, and **E2** is an asymptotically stable equilibrium point.

4. If $\alpha\hat{\beta}_p[1 - \hat{y}_{\text{int}}^*] < \gamma < \hat{\beta}_p[1 - \hat{y}_{\text{int}}^*]$, then **E2** and **E3** are not equilibrium points, points in the IFE are unstable and $(\hat{y}_{\text{int}}^*, 1 - \hat{y}_{\text{int}}^*)$ acts as a sliding mode of (10) with $y(t) \rightarrow \hat{y}_{\text{int}}^*$ as $t \rightarrow \infty$.
5. If $\gamma < \alpha\hat{\beta}_p[1 - \hat{y}_{\text{int}}^*]$, **E2** is not an equilibrium point, **E3** is an asymptotically stable equilibrium point, and points in the IFE are unstable.

The proof is presented in Appendix B and exploits the notion of input-to-state stability. Note that in a certain parameter regime (Case 4 in the above proposition), the infection free equilibria are not stable, endemic equilibria do not exist and infected fraction converges to a sliding mode of the hybrid dynamics. This sliding mode corresponds to an equilibrium of the original coupled dynamics (9) given by $(s = 0, y = \hat{y}_{\text{int}}^*, r = 1 - \hat{y}_{\text{int}}^*, z_S = 0, z_I = 0, z_R = \frac{1}{1-\alpha} \left[\frac{\gamma}{\hat{\beta}_p(1-\hat{y}_{\text{int}}^*)} - \alpha \right])$. It is easy to see that for the range of γ in Case 4, $z_R \in (0, 1)$, i.e., the outcome is an intermediate level of protection adoption by recovered individuals and an endemic infection level.

3.5 Epidemic Evolution under Compromised Immunity

We now consider the case when $\beta_p < \hat{\beta}_p$, i.e., the infection rate for a susceptible individual adopting protection is smaller than the infection rate for a protected recovered individual. That is, initial infection leads to compromised immunity against future infections. In this case, we have $y_{\text{int}}^* > \hat{y}_{\text{int}}^*$. The reduced epidemic dynamics for infected and recovered subpopulations is given by

$$y \in [0, \hat{y}_{\text{int}}^*] : \begin{cases} \dot{y} = [\beta_p(1 - r - y) + \hat{\beta}_p r - \gamma]y \\ \dot{r} = [-\hat{\beta}_p r + \gamma]y, \end{cases} \quad (11a)$$

$$y = \hat{y}_{\text{int}}^* : \begin{cases} \dot{y} \in \left\{ [\beta_p(1 - r - y) + (z_R + \alpha(1 - z_R))\hat{\beta}_p r - \gamma]y \mid z_S \in [0, 1] \right\} \\ \dot{r} \in \left\{ [-\hat{\beta}_p r(z_R + \alpha(1 - z_R) + \gamma)]y \mid z_R \in [0, 1] \right\}, \end{cases} \quad (11b)$$

$$y \in (\hat{y}_{\text{int}}^*, y_{\text{int}}^*) : \begin{cases} \dot{y} = [\beta_p(1 - r - y) + \alpha\hat{\beta}_p r - \gamma]y \\ \dot{r} = [-\alpha\hat{\beta}_p r + \gamma]y, \end{cases} \quad (11c)$$

$$y = y_{\text{int}}^* : \begin{cases} \dot{y} \in \left\{ [\alpha(z_S + \alpha(1 - z_S))\beta_p(1 - r - y) + \alpha\hat{\beta}_p r - \gamma]y \mid z_S \in [0, 1] \right\} \\ \dot{r} = [-\alpha\hat{\beta}_p r + \gamma]y, \end{cases} \quad (11d)$$

$$y \in (y_{\text{int}}^*, 1] : \begin{cases} \dot{y} = [\alpha\beta_p(1 - r - y) + \alpha\hat{\beta}_p r - \gamma]y \\ \dot{r} = [-\alpha\hat{\beta}_p r + \gamma]y. \end{cases} \quad (11e)$$

The above hybrid dynamics is obtained by setting z_S and z_R values to their stable equilibrium values in accordance with Proposition 3. The dynamics at points of discontinuities are defined via differential inclusions as before.

The equilibria of (11) coincide with those of (10), i.e., the following three equilibria exist:

$$\begin{aligned} \mathbf{E1} &= (0, r^*), \quad \text{for } r^* \in [0, 1], \\ \mathbf{E2} &= \left(1 - \frac{\gamma}{\hat{\beta}_p}, \frac{\gamma}{\hat{\beta}_p} \right), \quad \mathbf{E3} = \left(1 - \frac{\gamma}{\alpha\hat{\beta}_p}, \frac{\gamma}{\alpha\hat{\beta}_p} \right). \end{aligned}$$

The existence and local stability of all these equilibria as well as a sliding mode solution are established below.

Proposition 5 (Equilibria and Stability of (11)). *For the SIRI epidemic under game-theoretic protection stated in (11), the following statements hold:*

1. if $\gamma > \hat{\beta}_p$, **E2** and **E3** are not equilibrium points, all points at the IFE are locally stable, and $y(t)$ decays monotonically to 0;
2. if $\hat{\beta}_p[1 - \hat{y}_{\text{int}}^*] < \gamma < \hat{\beta}_p$, **E2** is an equilibrium point which is locally stable, and **E3** is not an equilibrium point;
3. if $\alpha\hat{\beta}_p[1 - \hat{y}_{\text{int}}^*] < \gamma < \hat{\beta}_p[1 - \hat{y}_{\text{int}}^*]$, then **E2** and **E3** are not equilibrium points, and $(\hat{y}_{\text{int}}^*, 1 - \hat{y}_{\text{int}}^*)$ acts as a sliding mode of (11);
4. if $\gamma < \alpha\hat{\beta}_p[1 - \hat{y}_{\text{int}}^*]$, **E2** is not an equilibrium point, **E3** is an equilibrium point which is locally stable.

In addition, for statements 2 – 4 above,

- if $\gamma < \beta_p$, then all points in the IFE **E1** are unstable;
- if $\gamma > \beta_p$, then IFE with $r^* < \frac{\beta_p - \gamma}{\beta_p - \hat{\beta}_p}$ are locally stable, and IFE with $r^* > \frac{\beta_p - \gamma}{\beta_p - \hat{\beta}_p}$ are unstable.

Remark 3. Note that when $\gamma > \beta_p$ and γ satisfies any of the conditions in statements 2 – 4 of Proposition 5, the hybrid dynamics exhibits bistability where both the IFE and an endemic equilibrium or attractive sliding mode coexist and are stable. In contrast, when $\beta_p > \hat{\beta}_p$, we do not observe coexistence of multiple stable equilibria. Due to the coexistence of multiple stable equilibria, characterizing the respective regions of attraction remains a direction for future research.

4 Numerical Results

We now provide further insights into the coupled epidemic-replicator dynamics via numerical simulations.

4.1 SIS Epidemic Setting

We first investigate the SIS epidemic setting. We simulate the dynamics in (5) for $\epsilon \in \{0.01, 0.1, 1\}$. The same model parameters as in Section 2.2 are selected and γ is selected as 0.1 so that **E3** is the stable equilibrium point. Fig. 3 (right panel) shows the time-evolution of y and z_S . More oscillatory behavior is observed as ϵ becomes smaller, i.e., the behavioral dynamics becomes faster. To understand this, we focus on z_S dynamics (3) with

$$\Delta F = c_P - L(1 - \alpha)(\beta_u z_I(t) + \beta_p(1 - z_I(t)))y(t)$$

as a dynamic parameter. To this end, we illustrate z_S trajectories in $z_S - \Delta F$ plane in Fig. 3 (left panel).

Recall that if ΔF is a positive (resp. negative) constant, then $z_S = 1$ (resp. $z_S = 0$) is a stable equilibrium point. Accordingly, $z_S = 0$ and $z_S = 1$ are marked blue and red in Fig. 3 (left panel), when they are stable and unstable, respectively.

Since behavioral dynamics is fast, y is quasi-stationary and z_I very quickly converges to zero. In Fig. 3 (left panel), the initial fraction of infected population is sufficiently high such that $\Delta F < 0$, then the fast behavioral dynamics quickly converges to $z_S = 0$ (the bottom solid blue line), i.e., every susceptible individual adopts protection. This results in a decrease in the fraction of infected

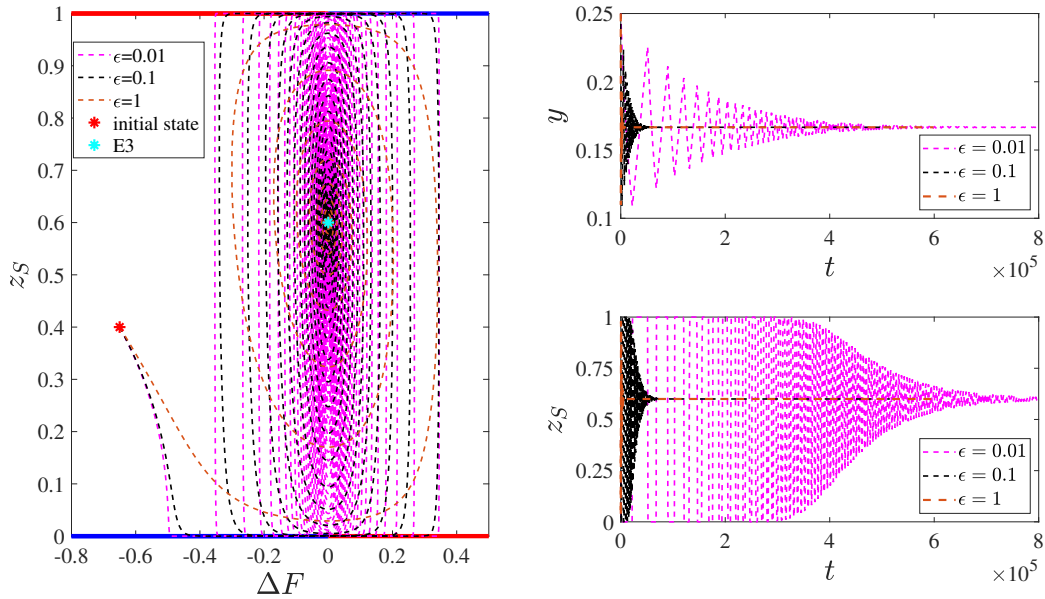


Figure 3: Trajectories of the coupled SIS epidemic-behavioral dynamics when the behavioral dynamics evolves on a faster timescale. The right panel shows the oscillatory trajectories of infected proportion (y) and susceptible proportion that does not adopt protection (z_S). The oscillations increase as ϵ is decreased. The left panel shows trajectories in $z_S - \Delta F$ plane. For $\Delta F < 0$ (resp. $\Delta F > 0$) $z_S = 0$ (resp. $z_S = 1$) is the stable equilibrium point and is shown in solid blue line. Trajectories reach an equilibrium point at which $\Delta F = 0$.

population and increases ΔF . As ΔF becomes positive, $z_S = 0$ becomes unstable and z_S quickly jumps to $z_S = 1$ (the top solid blue line), and a similar process repeats which again drives ΔF to negative values. This process leads to the highly oscillatory behavior seen in Fig. 3. Eventually, trajectories converge such that $\Delta F = 0$ and in this regime z_S settles to equilibrium value $z_{S,\text{int}}^* \in (0, 1)$.

4.2 SIRS Epidemic Setting

We first consider the case where initial infection leads to strengthened immunity. In order to highlight a wide range of transient behavior of the coupled dynamics, we choose parameter values as $\beta_p = 0.3, \hat{\beta}_p = 0.2, \beta_u = 0.4, \hat{\beta}_u = 0.25, L = 75, \alpha = 0.6, c_P = 2, c_{IU} = 2, c_{IP} = 1$. For this set of parameter values, we have $y_{\text{int}}^* = 0.2222$ and $\hat{y}_{\text{int}}^* = 0.3333$. Fig. 4 shows the evolution of infected proportion $y(t)$ for three different values of the recovery rate γ with initial states as $y(0) = 0.2, r(0) = 0.01, z_S(0) = z_I(0) = z_R(0) = 0.5$. In particular, we compute the trajectories of the dynamics in (9) with ϵ multiplied to the R.H.S. of (9a), (9b), (9c) via Runge-Kutta fourth order method with spacing 0.05. When $\epsilon = 1$, epidemic and replicator dynamics evolve at the same timescale while a smaller value of ϵ signifies a faster evolution of behavior compared to disease evolution.

When $\gamma = 0.15 \in (\hat{\beta}_p[1 - \hat{y}_{\text{int}}^*], \hat{\beta}_p)$, it follows from Proposition 4 that points at the infection free equilibria are not stable, **E3** does not exist while **E2** is a locally stable equilibrium. The plot in the left panel of Figure 4 shows indeed $y(t)$ converges to the endemic infection level at **E2** in our simulations. Furthermore, the convergence is not monotonic. When $\gamma = 0.1$, $y(t)$ converges to

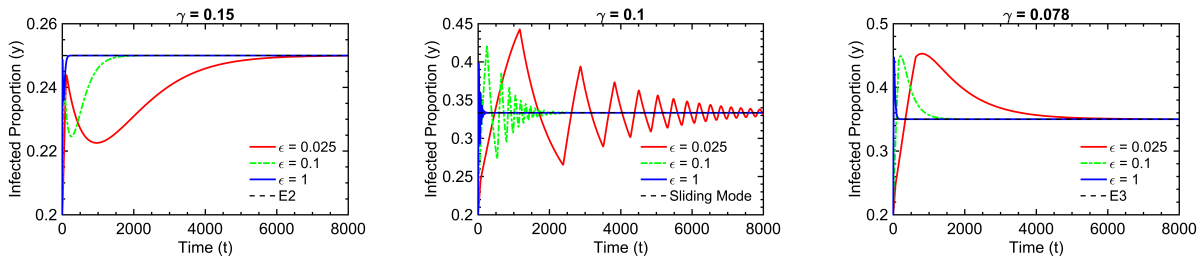


Figure 4: Evolution of infected proportion in the SIRI model for different values of recovery rate γ and timescale separation parameter ϵ in accordance with Proposition 4 when initial infection leads to strengthened immunity.

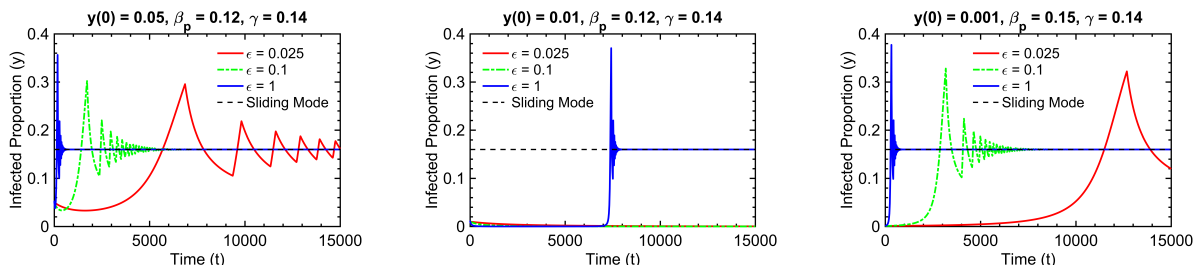


Figure 5: Evolution of infected proportion and bistable behavior in the SIRI model for different values of γ and ϵ when initial infection leads to compromised immunity in accordance with Proposition 5.

the endemic infection level \hat{y}_{int}^* in accordance with Case 4 of Proposition 4. The convergence is in an oscillatory manner similar to the setting illustrated above for the SIS epidemic. Finally, when $\gamma = 0.078 < \alpha\hat{\beta}_p[1 - \hat{y}_{\text{int}}^*]$, $y(t)$ converges to the endemic infection level at **E3**.

Finally, we consider the case where initial infection leads to compromised immunity. We choose parameter values as $\hat{\beta}_p = 0.25, \hat{\beta}_u = 0.4, \beta_u = 0.35, L = 125, \alpha = 0.6, c_P = 2, c_{\text{IU}} = 2, c_{\text{IP}} = 1$. For this set of parameter values, we have $y_{\text{int}}^* = 0.25$ and $\hat{y}_{\text{int}}^* = 0.16$. Recall that when $\beta_p < \hat{\beta}_p$ and $\gamma > \beta_p$, infection free equilibria as well as an endemic equilibrium point can be simultaneously locally stable. Figure 5 shows the evolution of infected proportion $y(t)$ for three different values γ, β_p and $y(0)$. Initial values of other states are set as stated above. When $\gamma = 0.14$ and $\beta_p = 0.12$, both the sliding mode solution \hat{y}_{int}^* and the IFE are locally stable. From the plot in the left panel of Figure 5, we observe that when $y(0) = 0.05$, $y(t)$ converges to the sliding mode solution for all three ϵ values. However, when $y(0) = 0.01$, $y(t)$ converges to the IFE for $\epsilon = 0.1, 0.025$ indicating that certain equilibria at the IFE are also locally stable when replicator dynamics is sufficiently fast in accordance with Proposition 5. Further, when $\epsilon = 1$, $y(t)$ converges to \hat{y}_{int}^* indicating that the relative speed of epidemic and behavioral dynamics plays a role in the convergence behavior of the infected proportion. Finally, when $\beta_p = 0.15 > \gamma$, we no longer have bistable behavior and $y(t)$ converges to \hat{y}_{int}^* for all values of ϵ even when $y(0) = 0.001$ as shown in the right panel of Figure 5.

5 Conclusion

We proposed and analyzed a novel model that captures the interaction of epidemic propagation dynamics with human protection adoption behavioral dynamics. For the coupled SIS epidemic-replicator dynamics, we completely characterized the equilibrium points, their stability properties, and the associated bifurcations. For both SIS and SIRI epidemic models, we further analyzed

the coupled dynamics under timescale separation when the behavioral response is faster than the epidemic evolution, and characterize the equilibria of the reduced epidemic dynamics which takes the form of a hybrid dynamical system. The endemic level of infection at the stable equilibrium strongly depends on the effectiveness of the protection mechanism and the disease recovery rate. Numerical results show that the coupled dynamics may lead to highly oscillatory behavior and may take long time to converge to the stable equilibrium.

This work is one of the first attempts towards understanding the joint evolution of infectious diseases and human behavioral response. There are several promising directions for future research.

- We have considered payoff functions defined in terms of the instantaneous risk of becoming infected. However, individuals often take decisions with a view of the future risk of infection and are affected by factors such as fatigue or procrastination. Incorporating multi-stage payoff functions would require defining a stronger notion of equilibrium (e.g., mean-field equilibrium) and a different class of evolutionary learning dynamics (in terms of policies) leading to a challenging research problem.
- The parameters in the payoff function (such as loss due to infection or cost of being unprotected) are often dynamic; both due to external intervention or due to evolving opinions about disease severity. Analyzing the joint evolution of opinion, behavior and disease remains an interesting problem.
- Finally, extending the present analysis to a networked environment remains a challenging open problem.

We hope our work stimulates further investigations along the above avenues.

A Proofs omitted from Section 2

We first evaluate the entries of the Jacobian matrix of the coupled dynamics (2), (3) and (4) required to determine the stability of the equilibrium points. Specifically, we compute

$$\begin{aligned}\frac{\partial f_y}{\partial y} &= [(1-y)(z_S + \alpha(1-z_S))(\beta_u z_I + \beta_p(1-z_I)) - \gamma] \\ &\quad - y(z_S + \alpha(1-z_S))(\beta_u z_I + \beta_p(1-z_I)), \\ \frac{\partial f_y}{\partial z_S} &= y[(1-y)(1-\alpha)(\beta_u z_I + \beta_p(1-z_I))], \\ \frac{\partial f_y}{\partial z_I} &= y[(1-y)(z_S + \alpha(1-z_S))(\beta_u - \beta_p)].\end{aligned}$$

Similarly,

$$\begin{aligned}\frac{\partial f_S}{\partial y} &= -z_S(1-z_S)L(1-\alpha)(\beta_u z_I + \beta_p(1-z_I)), \\ \frac{\partial f_S}{\partial z_S} &= (1-2z_S)[c_P - L(1-\alpha)(\beta_u z_I + \beta_p(1-z_I))y] \\ \frac{\partial f_S}{\partial z_I} &= -z_S(1-z_S)L(1-\alpha)(\beta_u - \beta_p)y\end{aligned}$$

Finally,

$$\frac{\partial f_I}{\partial y} = 0, \quad \frac{\partial f_I}{\partial z_S} = 0, \quad \frac{\partial f_I}{\partial z_I} = (1-2z_I)(c_{IP} - c_{IU}).$$

A.1 Proof of Proposition 1

Proof. It can be verified that **E0** and **E1** are always equilibria of the coupled dynamics. The Jacobian matrix (see above) at **E0** and **E1** are

$$J_{\mathbf{E0}} = \begin{bmatrix} \alpha\beta_p - \gamma & 0 & 0 \\ 0 & c_P & 0 \\ 0 & 0 & c_{\text{IP}} - c_{\text{IU}} \end{bmatrix}, \quad J_{\mathbf{E1}} = \begin{bmatrix} \beta_p - \gamma & 0 & 0 \\ 0 & -c_P & 0 \\ 0 & 0 & c_{\text{IP}} - c_{\text{IU}} \end{bmatrix}.$$

$J_{\mathbf{E0}}$ has a positive eigenvalue if $c_P > 0$. Thus, for any nonzero cost of adopting protection, **E0** is not a stable equilibrium point of the coupled dynamics.² Likewise, **E1** is stable if $\beta_p < \gamma$, and unstable, otherwise.³

We now analyze equilibrium points where infection is endemic. It can be verified that **E2** exists only when $\beta_p > \gamma$ as otherwise $y_u^* < 0$. The Jacobian matrix at **E2** is

$$J_{\mathbf{E2}} = \begin{bmatrix} d_1 & & d_3 \\ 0 & -[c_P - L(1-\alpha)\beta_p y_u^*] & 0 \\ 0 & 0 & c_{\text{IP}} - c_{\text{IU}} \end{bmatrix},$$

where $d_1 = (1 - 2y_u^*)\beta_p - \gamma$, $d_2 = y_u^*(1 - y_u^*)(1 - \alpha)\beta_p > 0$ and $d_3 = y_u^*(1 - y_u^*)(\beta_u - \beta_p) > 0$. Thus, $J_{\mathbf{E2}}$ is an upper triangular matrix. Furthermore, the first diagonal entry is

$$\begin{aligned} (1 - 2y_u^*)\beta_p - \gamma &= (1 - 2(1 - \frac{\gamma}{\beta_p}))\beta_p - \gamma \\ &= (-1 + 2\frac{\gamma}{\beta_p})\beta_p - \gamma = \gamma - \beta_p < 0, \end{aligned}$$

in the regime where **E2** exists. Therefore, **E2** is stable when

$$c_P > L(1 - \alpha)\beta_p y_u^* \iff y_u^* < y_{\text{int}}^*.$$

It can be verified that **E3** = $(y_{\text{int}}^*, z_{S,\text{int}}^*, 0)$ is an equilibrium point. We now examine the conditions under which $y_{\text{int}}^* \in (0, 1)$ and $z_{S,\text{int}}^* \in (0, 1)$. By definition, $y_{\text{int}}^* > 0$. We now observe that

$$\begin{aligned} z_{S,\text{int}}^* > 0 &\iff \frac{\gamma}{\alpha\beta_p} > 1 - y_{\text{int}}^* \iff y_{\text{int}}^* > 1 - \frac{\gamma}{\alpha\beta_p}, \\ z_{S,\text{int}}^* < 1 &\iff \frac{\gamma}{\beta_p} < 1 - y_{\text{int}}^* \iff y_{\text{int}}^* < 1 - \frac{\gamma}{\beta_p}. \end{aligned}$$

Thus, **E3** exists when $y_p^* < y_{\text{int}}^* < y_u^*$. Note that the third row of the Jacobian of the dynamics at **E3**, $J_{\mathbf{E3}}$, would be $[0 \ 0 \ c_{\text{IP}} - c_{\text{IU}}]$ as before, and as a result, $c_{\text{IP}} - c_{\text{IU}} < 0$ would be an eigenvalue. Thus, we focus on the 2×2 sub-matrix containing the first two rows and columns of the Jacobian matrix which simplifies to

$$\hat{J}_{\mathbf{E3}} = \begin{bmatrix} \frac{-\gamma y_{\text{int}}^*}{1 - y_{\text{int}}^*} & d_4 \\ -z_{S,\text{int}}^* (1 - z_{S,\text{int}}^*) L(1 - \alpha)\beta_p & 0 \end{bmatrix},$$

where $d_4 = y_{\text{int}}^*(1 - y_{\text{int}}^*)(1 - \alpha)\beta_p > 0$. For the above matrix, the sum of the eigenvalues is negative and the determinant is positive, and as a result, all three eigenvalues of $J_{\mathbf{E3}}$ are negative. Therefore, **E3**, when it exists, is a stable equilibrium of the coupled dynamics.

²This is intuitive: in the absence of infection, it is optimal to not choose costly protective measures.

³In other words, **E1** is stable if the disease-free equilibrium (DFE) is stable for the epidemic dynamic (2) when susceptible individuals do not adopt protection ($z_S = 1$) and infected individuals do ($z_I = 0$).

It can be verified that **E4** exists when $y_p^* \in (0, 1)$ or equivalently, when $\gamma < \alpha\beta_p$. The Jacobian matrix at **E4** is

$$J_{\mathbf{E4}} = \begin{bmatrix} (1-2y_p^*)\alpha\beta_p - \gamma & d_5 & d_6 \\ 0 & d_7 & 0 \\ 0 & 0 & c_P - c_{TP} - c_{TV} \end{bmatrix}, \quad (12)$$

where $d_5 = y_p^*(1 - y_p^*)(1 - \alpha)\beta_p > 0$, $d_6 = y_p^*(1 - y_p^*)\alpha(\beta_u - \beta_p) > 0$ and $d_7 = c_P - L(1 - \alpha)\beta_p y_p^*$. Thus, $J_{\mathbf{E4}}$ is a diagonal matrix with the first diagonal entry

$$(1 - 2y_p^*)\alpha\beta_p - \gamma = \gamma - \alpha\beta_p < 0,$$

in the regime where **E4** exists. Thus, **E4** is stable if

$$c_P < L(1 - \alpha)\beta_p y_p^* \iff y_p^* > y_{\text{int}}^*.$$

This concludes the proof. \square

A.2 Proof of Proposition 2

Proof. It follows from [Mei et al., 2017] that under the scalar SIS epidemic dynamics

$$\dot{y}(t) = [(1 - y(t))\beta - \gamma]y(t),$$

the infected proportion $y(t)$ monotonically converges to 0 if $\gamma \geq \beta$ and converges to $y^* = 1 - \frac{\gamma}{\beta}$, otherwise. Furthermore, it is easy to see that in the latter case, $|y(t) - y^*|$ is monotonically decreasing.⁴

Note that when $y < y_{\text{int}}^*$ (respectively, $y > y_{\text{int}}^*$), (6) is analogous to the above dynamics with $\beta = \beta_p$ (respectively, $\beta = \alpha\beta_p$). Recall further that since $\alpha \in (0, 1)$, we have $y_p^* < y_u^*$. We now analyze the four cases stated above.

Case 1: $y_u^* \leq 0$. In this case, we have $\alpha\beta_p < \beta_p \leq \gamma$ and as a result, $y = 0$ is the only equilibrium of (6) both when $y > y_{\text{int}}^*$ and $y < y_{\text{int}}^*$. Further, $\dot{y}(t) < 0$ for any $y(t) > 0$ including at the neighborhood of $y(t) = y_{\text{int}}^*$.

Case 2: $0 < y_u^* < y_{\text{int}}^*$. We first show that $y(t)$ is monotonically decreasing when $y(t) > y_{\text{int}}^*$. Note that when $y(t) > y_{\text{int}}^*$, (6) resembles the scalar SIS dynamics with $\beta = \alpha\beta_p$. We have two possibilities.

- $\gamma \geq \alpha\beta_p$: It is easy to see that $\dot{y}(t) < 0$ for $y(t) > y_{\text{int}}^*$ in (6), and as a result, $y(t)$ is monotonically decreasing.
- $\gamma < \alpha\beta_p$: From the above discussion, we note that $y(t)$ under the scalar SIS dynamics with $\beta = \alpha\beta_p$ would converge monotonically to $1 - \frac{\gamma}{\alpha\beta_p} = y_p^*$. Since $\alpha < 1$, $y_p^* < y_u^*$ which implies $y_p^* < y_{\text{int}}^*$. Therefore, $y(t)$ is monotonically decreasing for $y(t) > y_{\text{int}}^*$.

We now focus on the dynamics when $y(t) < y_{\text{int}}^*$ which resembles the scalar SIS dynamics with $\beta = \beta_p$. Since $0 < y_u^*$, we have $\beta_p > \gamma$. As a result, for any $y(0) \in (0, y_{\text{int}}^*)$, $y(t)$ converges monotonically to y_u^* . Since $y_u^* < y_{\text{int}}^*$, $\dot{y}(t) < 0$ in the neighborhood of y_{int}^* . Thus, the claim follows.

Case 3: $y_p^* < y_{\text{int}}^* < y_u^*$. Following analogous arguments as above, we observe that $y(t)$ is monotonically decreasing when $y(t) > y_{\text{int}}^*$ as $\max(0, y_p^*) < y_{\text{int}}^*$, and monotonically increasing when $y(t) < y_{\text{int}}^*$ since the corresponding stable equilibrium $y_u^* > y_{\text{int}}^*$. Thus, y_{int}^* acts as a sliding surface for the dynamics (6) with $y(t) = y_{\text{int}}^*$ being a Filippov solution of (6) with $0 \in \left\{ [(1 - y_{\text{int}}^*)\beta_p(z_S + \alpha(1 - z_S)) - \gamma]y_{\text{int}}^* \mid z_S \in [0, 1] \right\}$.

Case 4: $y_p^* \geq y_{\text{int}}^*$. In this case, $y(t)$ is monotonically increasing when $y(t) < y_{\text{int}}^*$ since $y_u^* > y_p^* > y_{\text{int}}^*$. When $y > y_{\text{int}}^*$, the corresponding stable equilibrium is $y_p^* \in (y_{\text{int}}^*, 1)$. As a result, $y(t)$ converges monotonically to y_p^* for $y(t) > y_{\text{int}}^*$. This concludes the proof. \square

⁴For $V(y) = (y - y^*)^2$, we have $\dot{V}(y) = -2\beta yV(y) \leq 0$.

B Proofs omitted from Section 3

B.1 Proof of Proposition 4

Proof. We prove each of the cases below.

Case 1: $\gamma > \beta_p$. Since $\alpha \in (0, 1)$ together with $\gamma > \beta_p > \hat{\beta}_p$, we have $1 - \frac{\gamma}{\alpha\hat{\beta}_p} < 1 - \frac{\gamma}{\hat{\beta}_p} < 0$. In other words, the endemic infection level is negative at **E2** and **E3**. As a result, **E2** and **E3** are not equilibrium points. The local stability of the IFE depends on the dynamics (10a). Drawing analogy with the SIR dynamics in (7), we have $R_0 = \frac{\beta_p}{\gamma} < 1$ and $R_1 = \frac{\hat{\beta}_p}{\gamma} < 1$ for the dynamics (10a). Since $\alpha < 1$, we have $R_0 < 1$ and $R_1 < 1$ for the dynamics (10c) and (10e) as well. As a result, following Case 1 of Theorem 1, all points in the IFE of (10) are locally stable and $y(t)$ decays monotonically to 0.

Case 2: $\hat{\beta}_p < \gamma < \beta_p$. **E2** and **E3** not being equilibrium points follows from the arguments in Case 1 above. We have $R_0 = \frac{\beta_p}{\gamma} > 1$ and $R_1 = \frac{\hat{\beta}_p}{\gamma} < 1$ for the dynamics (10a). Following Case 3 of Theorem 1, points in the IFE with $s^* < \frac{1-R_1}{R_0-R_1}$ or equivalently with $r^* > 1 - \frac{1-R_1}{R_0-R_1} = \frac{\beta_p-\gamma}{\beta_p-\hat{\beta}_p}$ are locally stable, and unstable otherwise.

We now argue that any trajectory of (10) with $y(0) \in (0, 1]$ converges to a stable IFE. Observe that at any IFE point ($y = 0, r = \bar{r}$), the Jacobian matrix is given by

$$J_{IFE} = \begin{bmatrix} (\hat{\beta}_p - \beta_p)\bar{r} + \beta_p - \gamma & 0 \\ -\beta_p + \gamma & 0 \end{bmatrix},$$

i.e., it has 0 as one eigenvalue and the other eigenvalue $(\hat{\beta}_p - \beta_p)\bar{r} + \beta_p - \gamma > 0$ for $\bar{r} \in [0, \frac{\beta_p - \gamma}{\beta_p - \hat{\beta}_p})$. Thus, the vector field at the IFE points towards increasing value of $y(t)$. Let $y(0) \neq 0$ and let $t_0, \epsilon_y > 0$ be suitable constants such that $y(t) \geq \epsilon_y$ for all $t \geq t_0$. Consequently, there exists $c > 0$ such that under the dynamics (10),

$$\dot{s} = -(\dot{y} + \dot{r}) \leq -c\beta_p\epsilon_y s \implies s(t) \leq s(0)e^{-c\beta_p\epsilon_y t}.$$

As a result, for any $\epsilon_s > 0$, there exists T_0 such that $s(t) \leq \epsilon_s$ for $t > T_0$. In other words, $s(t)$ acts as a vanishing input to the dynamics of infected proportion. We now exploit this property to prove convergence to a stable IFE.

First we show that if $y(t) > \hat{y}_{\text{int}}^*$, infected proportion eventually decreases. Indeed, we have

$$\begin{aligned} \dot{y} &= [\alpha\beta_p s + \alpha\hat{\beta}_p(1 - s - y) - \gamma]y \\ &= [\alpha(\beta_p - \hat{\beta}_p)s + \alpha\hat{\beta}_p(1 - y) - \gamma]y \\ &\leq [\alpha(\beta_p - \hat{\beta}_p)\epsilon_s + \alpha\hat{\beta}_p(1 - y) - \gamma]y \\ &< [\alpha(\beta_p - \hat{\beta}_p)\epsilon_s + \hat{\beta}_p - \gamma]y; \end{aligned}$$

the last step follows since $\alpha \in (0, 1)$ and $y \leq 1$. Since the second term is strictly negative, there exists an ϵ_s and T_0 such that $\dot{y}(t) < 0$ for $t > T_0$ when $y > \hat{y}_{\text{int}}^*$, and as a result, the trajectory will eventually remain confined to (10a) and (10c).

Next we show that if $y(t) \in (y_{\text{int}}^*, \hat{y}_{\text{int}}^*)$, infected proportion eventually decreases as well. In this regime, we have

$$\begin{aligned} \dot{y} &= [\alpha\beta_p s + \hat{\beta}_p(1 - s - y) - \gamma]y \\ &= [(\alpha\beta_p - \hat{\beta}_p)s + \hat{\beta}_p(1 - y) - \gamma]y \end{aligned}$$

$$< [(\alpha\beta_p - \hat{\beta}_p)s + \hat{\beta}_p - \gamma]y.$$

Note that if $\alpha\beta_p < \hat{\beta}_p$, we have $\dot{y} < 0$ for all $s(t) \in [0, 1]$. If $\alpha\beta_p > \hat{\beta}_p$, following identical arguments as above, then there exists an ϵ'_s and T'_0 such that $\dot{y}(t) < 0$ for $t > T'_0$ since $\hat{\beta}_p - \gamma < 0$.

It remains to show that when the trajectory is eventually confined to (10a), i.e., $y(t) \in (0, y_{\text{int}}^*)$, infected proportion eventually converges to an IFE. In this regime, we have

$$\begin{aligned}\dot{y} &= [\beta_p s + \hat{\beta}_p(1 - s - y) - \gamma]y \\ &< [(\beta_p - \hat{\beta}_p)s + \hat{\beta}_p - \gamma]y,\end{aligned}$$

where the term $\hat{\beta}_p - \gamma < 0$. Thus, following an identical argument as above, we have $\dot{y}(t) < 0$ for some $t > T''_0$. Therefore, $y(t)$ asymptotically converges to an IFE.

Case 3: $\hat{\beta}_p[1 - \hat{y}_{\text{int}}^*] < \gamma < \hat{\beta}_p$. For the dynamics (10a), we have $R_0 = \frac{\beta_p}{\gamma} > 1$ and $R_1 = \frac{\hat{\beta}_p}{\gamma} > 1$ in this regime. Following Theorem 1, we conclude that all points in the IFE are unstable.

Since **E3** is the endemic equilibrium for (10e), its existence as an endemic equilibrium for (10) requires

$$1 - \frac{\gamma}{\alpha\hat{\beta}_p} > \hat{y}_{\text{int}}^* \iff \alpha\hat{\beta}_p[1 - \hat{y}_{\text{int}}^*] > \gamma,$$

which is not satisfied in this parameter regime as $\alpha < 1$.

Now observe that **E2** is the endemic equilibrium for both (10a) and (10c), but not for the dynamics (10e). Thus, for **E2** to be an equilibrium for the hybrid system (10), we must have

$$0 < 1 - \frac{\gamma}{\hat{\beta}_p} < \hat{y}_{\text{int}}^*,$$

or equivalently, $\hat{\beta}_p > \gamma$ and $\hat{\beta}_p[1 - \hat{y}_{\text{int}}^*] < \gamma$, i.e., precisely the parameter regime in this case. Further, for both (10a) and (10c), $R_1 = \frac{\hat{\beta}_p}{\gamma} > 1$, and as a result from Theorem 1, **E2** is locally stable. Let $y_{E2} = 1 - \frac{\gamma}{\hat{\beta}_p}$.

It remains to show that the infected proportion $y(t)$ converge to **E2**. Following analogous arguments as **Case 2** above, we can show that there exists T_0 such that $\dot{y}(t) < 0$ for $t > T_0$, $y(t) > \hat{y}_{\text{int}}^*$. In other words, the trajectory will eventually remain confined to (10a) and (10c). We now consider the following two sub-cases.

Case 3A: $y_{E2} \in (0, y_{\text{int}}^*)$. Following analogous arguments as **Case 2** above, we first claim that there exists T'_0 such that $\dot{y}(t) < 0$ for $t > T'_0$, $y(t) \in (y_{\text{int}}^*, \hat{y}_{\text{int}}^*)$. In other words, the trajectory eventually remains confined to (10a). Observe now that the dynamics of infected proportion in (10a) can be viewed as a perturbed system with $s(t) = 1 - r(t) - y(t)$ playing the role of a vanishing input. We now show that the equilibrium point **E2** is input-to-state stable (ISS) [Khalil, 2002]. Let $V(y) = (y - y_{E2})^2$ be the candidate ISS-Lyapunov function. Under the dynamics (10a), we have

$$\begin{aligned}\dot{V}(y) &= 2(y - y_{E2})[\beta_p s + \hat{\beta}_p r - \gamma]y \\ &= 2(y - y_{E2})[\beta_p s + \hat{\beta}_p(1 - s - y) - \hat{\beta}_p(1 - y_{E2})]y \\ &= 2(y - y_{E2})[(\beta_p - \hat{\beta}_p)s - \hat{\beta}_p(y - y_{E2})]y \\ &= 2(y - y_{E2})(\beta_p - \hat{\beta}_p)ys - 2\hat{\beta}_p y V(y) \\ &\leq -2(\hat{\beta}_p - \delta)yV(y),\end{aligned}$$

when $|y(t) - y_{E2}| \geq \delta^{-1}(\beta_p - \hat{\beta}_p)|s(t)|$. It follows from [Khalil, 2002] that y_{E2} is ISS for the dynamics of infected proportion when $y(t) \in [0, y_{\text{int}}^*)$. Since $s(t) \rightarrow 0$ as $t \rightarrow \infty$, we have $y(t) \rightarrow y_{E2}$.

Case 3B: $y_{E2} \in (y_{\text{int}}^*, \hat{y}_{\text{int}}^*)$. First observe that if $y(t) \in (0, y_{\text{int}}^*)$, we have

$$\begin{aligned}\dot{y} &= [\beta_p s + \hat{\beta}_p(1 - s - y) - \gamma]y \\ &= [(\beta_p - \hat{\beta}_p)s + \hat{\beta}_p(1 - y) - \gamma]y \\ &> [(\beta_p - \hat{\beta}_p)s + \hat{\beta}_p(1 - y_{\text{int}}^*) - \hat{\beta}_p(1 - y_{E2})]y \\ &= [(\beta_p - \hat{\beta}_p)s + \hat{\beta}_p(y_{E2} - y_{\text{int}}^*)]y > 0,\end{aligned}$$

since $y_{E2} > y_{\text{int}}^*$ in this sub-case. Consequently, $y(t)$ remains confined to (10c). Let $V(y) = (y - y_{E2})^2$ as before. Under the dynamics (10c), we have

$$\begin{aligned}\dot{V}(y) &= 2(y - y_{E2})[\alpha\beta_p s + \hat{\beta}_p(1 - s - y) - \hat{\beta}_p(1 - y_{E2})]y \\ &= 2(y - y_{E2})[(\alpha\beta_p - \hat{\beta}_p)s - \hat{\beta}_p(y - y_{E2})]y \\ &= 2(y - y_{E2})(\alpha\beta_p - \hat{\beta}_p)ys - 2\hat{\beta}_p y V(y) \\ &\leq -2(\hat{\beta}_p - \delta)yV(y)\end{aligned}$$

when $|y(t) - y_{E2}| \geq \delta^{-1}|\alpha\beta_p - \hat{\beta}_p|s(t)$ which implies that y_{E2} is ISS for the dynamics of infected proportion when $y(t) \in (y_{\text{int}}^*, \hat{y}_{\text{int}}^*)$. Since $s(t) \rightarrow 0$ as $t \rightarrow \infty$, we have $y(t) \rightarrow y_{E2}$.

Case 4: $\alpha\hat{\beta}_p[1 - \hat{y}_{\text{int}}^*] < \gamma < \hat{\beta}_p[1 - \hat{y}_{\text{int}}^*]$. It follows from Case 3 above that for **E2** to be an equilibrium of the hybrid dynamics, we must have $\hat{\beta}_p[1 - \hat{y}_{\text{int}}^*] < \gamma$ which is not satisfied in this regime. Similarly, for **E3** to be an equilibrium, we must have $\alpha\hat{\beta}_p[1 - \hat{y}_{\text{int}}^*] > \gamma$ which is not satisfied in this regime. IFE being unstable follows from previous arguments as $R_0 > 1$ and $R_1 > 1$ for the dynamics (10a).

We now focus on the dynamics at the neighborhood of $(\hat{y}_{\text{int}}^*, 1 - \hat{y}_{\text{int}}^*)$. For $y = \hat{y}_{\text{int}}^* + \epsilon, r = 1 - \hat{y}_{\text{int}}^* - \epsilon$ with a sufficiently small $\epsilon > 0$, we have

$$\begin{aligned}\dot{r} &= [-\alpha\hat{\beta}_p(1 - \hat{y}_{\text{int}}^* - \epsilon) + \gamma](\hat{y}_{\text{int}}^* + \epsilon) > 0, \\ \dot{y} &= [\alpha\hat{\beta}_p(1 - \hat{y}_{\text{int}}^* - \epsilon) - \gamma](\hat{y}_{\text{int}}^* + \epsilon) < 0,\end{aligned}$$

since $\gamma > \alpha\hat{\beta}_p[1 - \hat{y}_{\text{int}}^*]$. Similarly, at $y = \hat{y}_{\text{int}}^* - \epsilon, r = 1 - \hat{y}_{\text{int}}^* + \epsilon$ with a sufficiently small $\epsilon > 0$, we have

$$\begin{aligned}\dot{r} &= [-\hat{\beta}_p(1 - \hat{y}_{\text{int}}^* + \epsilon) + \gamma](\hat{y}_{\text{int}}^* - \epsilon) < 0, \\ \dot{y} &= [\hat{\beta}_p(1 - \hat{y}_{\text{int}}^* + \epsilon) - \gamma](\hat{y}_{\text{int}}^* - \epsilon) > 0,\end{aligned}$$

since $\gamma < \hat{\beta}_p[1 - \hat{y}_{\text{int}}^*]$. Since the differential inclusion in (10d) is a convex combination of the dynamics in (10c) and (10e), $(\hat{y}_{\text{int}}^*, 1 - \hat{y}_{\text{int}}^*)$ acts as a sliding mode of (10).

Following identical arguments as **Case 3B** above, it can be shown that when $y(t) \in (0, \hat{y}_{\text{int}}^*)$, $\dot{y} > 0$ and when $y(t) > \hat{y}_{\text{int}}^*$, $\dot{y} < 0$ for some $t > T_0$. Consequently, $y(t) \rightarrow \hat{y}_{\text{int}}^*$ as $t \rightarrow \infty$.

Case 5: $\gamma < \alpha\hat{\beta}_p[1 - \hat{y}_{\text{int}}^*]$. It follows from Case 3 that for **E3** to be an equilibrium of the hybrid dynamics, we require $\gamma < \alpha\hat{\beta}_p[1 - \hat{y}_{\text{int}}^*]$ and $\gamma < \alpha\hat{\beta}_p$, both of which are satisfied in this regime. Further, for (10e), $R_1 = \frac{\alpha\hat{\beta}_p}{\gamma} > 1$, and consequently, **E3** is locally stable. The points in IFE being unstable and **E2** not being an equilibrium point follows from previous arguments.

Following identical arguments as **Case 3B** above, it can be shown that when $y(t) < \hat{y}_{\text{int}}^*$, $\dot{y} > 0$ and when $y(t) > \hat{y}_{\text{int}}^*$, the endemic infection level at **E3** is ISS for the infection dynamics with $s(t)$ being the vanishing input. This concludes the proof. \square

B.2 Proof of Proposition 5

Proof. The proof of statements 1 – 4 follows from analogous arguments as the proof of Proposition 4 and is omitted in the interest of space. We now focus on establishing the claims regarding the stability of IFE. Note that local stability of the IFE depends on the dynamics (11a). For statements 2 – 4, we have $\gamma < \hat{\beta}_p$, and as a result, $R_1 = \frac{\hat{\beta}_p}{\gamma} > 1$ for (11a).

When $\gamma < \beta_p$, we have $R_0 = \frac{\beta_p}{\gamma} > 1$ for the dynamics (11a). Following Case 3 of Theorem 1, all points in the IFE are unstable.

When $\gamma > \beta_p$, we have $R_0 = \frac{\beta_p}{\gamma} < 1$ for the dynamics (11a). It follows from Case 4 of Theorem 1 that IFE with

$$s^* > \frac{1 - \frac{\hat{\beta}_p}{\gamma}}{\frac{\beta_p}{\gamma} - \frac{\hat{\beta}_p}{\gamma}} = \frac{\gamma - \hat{\beta}_p}{\beta_p - \hat{\beta}_p} \iff r^* < \frac{\beta_p - \gamma}{\beta_p - \hat{\beta}_p}$$

are locally stable and IFE with $r^* > \frac{\beta_p - \gamma}{\beta_p - \hat{\beta}_p}$ are unstable. \square

References

- M Ali Al-Radhawi, Mahdiar Sadeghi, and Eduardo D Sontag. Long-term regulation of prolonged epidemic outbreaks in large populations via adaptive control: A singular perturbation approach. *IEEE Control Systems Letters*, 2021.
- Murat Arcaç and Nuno C Martins. Dissipativity tools for convergence to Nash equilibria in population games. *IEEE Transactions on Control of Network Systems*, 8(1):39–50, 2020.
- Nils Berglund and Barbara Gentz. *Noise-Induced Phenomena in Slow-Fast Dynamical Systems: A Sample-Paths Approach*. Springer Science & Business Media, 2006.
- Franco Blanchini and Stefano Miani. *Set-Theoretic Methods in Control*. Springer, 2008.
- Sheryl L Chang, Mahendra Piraveenan, Philippa Pattison, and Mikhail Prokopenko. Game theoretic modelling of infectious disease dynamics and intervention methods: A review. *Journal of Biological Dynamics*, 14(1):57–89, 2020.
- Jorge Cortes. Discontinuous dynamical systems. *IEEE Control Systems Magazine*, 28(3):36–73, 2008.
- Thomas Crellen, Li Pi, Emma L Davis, Timothy M Pollington, Tim CD Lucas, Diepreye Ayabina, Anna Borlase, Jaspreet Toor, Kiesha Prem, Graham F Medley, Petra Klepac, and T. Déirdre Hollingsworth. Dynamics of SARS-CoV-2 with waning immunity in the UK population. *Philosophical Transactions of the Royal Society B*, 376(1829):20200274, 2021.
- Constantinos Daskalakis, Paul W Goldberg, and Christos H Papadimitriou. The complexity of computing a Nash equilibrium. *SIAM Journal on Computing*, 39(1):195–259, 2009.
- Annick Dhooge, Willy Govaerts, and Yu A Kuznetsov. MATCONT: A MATLAB package for numerical bifurcation analysis of ODEs. *ACM Transactions on Mathematical Software*, 29(2):141–164, 2003.
- Ceyhun Eksin, Jeff S Shamma, and Joshua S Weitz. Disease dynamics on a network game: A little empathy goes a long way. *Scientific Reports*, 7:44122, 2017.

- Ezzat Elokda, Saverio Bolognani, and Ashish R Hota. A dynamic population model of strategic interaction and migration under epidemic risk. In *60th IEEE Conference on Decision and Control (CDC)*, pages 2085 – 2091, 2021a.
- Ezzat Elokda, Andrea Censi, and Saverio Bolognani. Dynamic population games. *arXiv:2104.14662*, 2021b.
- Kathinka Frieswijk, Lorenzo Zino, Mengbin Ye, Alessandro Rizzo, and Ming Cao. A mean-field analysis of a network behavioral–epidemic model. *IEEE Control Systems Letters*, 6:2533–2538, 2022.
- M Gabriela M Gomes, Lisa J White, and Graham F Medley. Infection, reinfection, and vaccination under suboptimal immune protection: Epidemiological perspectives. *Journal of Theoretical Biology*, 228(4):539–549, 2004.
- Lulu Gong and Ming Cao. Different environment feedback in fast-slow eco-evolutionary dynamics. *arXiv preprint arXiv:2105.04659*, 2021.
- Josef Hofbauer and Karl Sigmund. Evolutionary game dynamics. *Bulletin of the American Mathematical Society*, 40(4):479–519, 2003.
- Ashish R Hota and Shreyas Sundaram. Game-theoretic vaccination against networked SIS epidemics and impacts of human decision-making. *IEEE Transactions on Control of Network Systems*, 6(4):1461–1472, 2019.
- Ashish R Hota, Tanya Sneh, and Kavish Gupta. Impacts of game-theoretic activation on epidemic spread over dynamical networks. *SIAM Journal on Control and Optimization*, pages S92–S118, 2022.
- Yunhan Huang and Quanyan Zhu. A differential game approach to decentralized virus-resistant weight adaptation policy over complex networks. *IEEE Transactions on Control of Network Systems*, 7(2):944–955, 2020.
- Yunhan Huang and Quanyan Zhu. Game-theoretic frameworks for epidemic spreading and human decision making: A review. *arXiv preprint arXiv:2106.00214*, 2021.
- H K Khalil. *Nonlinear Systems*. Patience Hall, 2002.
- Hossein Khazaei, Keith Paarporn, Alfredo Garcia, and Ceyhun Eksin. Disease spread coupled with evolutionary social distancing dynamics can lead to growing oscillations. In *60th IEEE Conference on Decision and Control (CDC)*, pages 4280 – 4286. IEEE, 2021.
- Michael Marshall. The lasting misery of coronavirus long-haulers. *Nature*, 585(7825):339–342, 2020.
- Nuno C Martins, Jair Certorio, and Richard J La. Epidemic population games and evolutionary dynamics. *arXiv preprint arXiv:2201.10529*, 2022.
- Wenjun Mei, Shadi Mohagheghi, Sandro Zampieri, and Francesco Bullo. On the dynamics of deterministic epidemic propagation over networks. *Annual Reviews in Control*, 44:116–128, 2017.
- Cameron Nowzari, Victor M Preciado, and George J Pappas. Analysis and control of epidemics: A survey of spreading processes on complex networks. *IEEE Control Systems*, 36(1):26–46, 2016.

- Renato Pagliara and Naomi Ehrich Leonard. Adaptive susceptibility and heterogeneity in contagion models on networks. *IEEE Transactions on Automatic Control*, 66(2):581–594, 2020.
- Renato Pagliara, Biswadip Dey, and Naomi Ehrich Leonard. Bistability and resurgent epidemics in reinfection models. *IEEE Control Systems Letters*, 2(2):290–295, 2018.
- Shinkyu Park, Nuno C Martins, and Jeff S Shamma. Payoff dynamics model and evolutionary dynamics model: Feedback and convergence to equilibria. *arXiv preprint arXiv:1903.02018*, 2019.
- William H Sandholm. *Population Games and Evolutionary Dynamics*. MIT Press, 2010.
- Abhisek Satapathi, Narendra Kumar Dhar, Ashish R. Hota, and Vaibhav Srivastava. Epidemic propagation under evolutionary behavioral dynamics: Stability and bifurcation analysis. In *American Control Conference (ACC)*, pages 3662 – 3667. IEEE, 2022.
- George Theodorakopoulos, Jean-Yves Le Boudec, and John S Baras. Selfish response to epidemic propagation. *IEEE Transactions on Automatic Control*, 58(2):363–376, 2013.
- Stojan Trajanovski, Yezekael Hayel, Eitan Altman, Huijuan Wang, and Piet Van Mieghem. Decentralized protection strategies against SIS epidemics in networks. *IEEE Transactions on Control of Network Systems*, 2(4):406–419, 2015.
- Joshua S Weitz, Ceyhun Eksin, Keith Paarporn, Sam P Brown, and William C Ratcliff. An oscillating tragedy of the commons in replicator dynamics with game-environment feedback. *Proceedings of the National Academy of Sciences*, 113(47):E7518–E7525, 2016.
- Yunxiu Zhou, Simon A Levin, and Naomi Ehrich Leonard. Active control and sustained oscillations in actSIS epidemic dynamics. In *3rd IFAC Workshop on Cyber-Physical & Human Systems*, pages 807–812, Beijing, China, 2020. Elsevier.