

Self-Healing Secure Blockchain Framework in Microgrids

Suman Rath, *Graduate Student Member, IEEE*, Lam Duc Nguyen, *Member, IEEE*,
Subham Sahoo, *Member, IEEE*, and Petar Popovski, *Fellow, IEEE*

Abstract—Blockchain has recently been depicted as a secure protocol for information exchange in cyber-physical microgrids. However, it is still found vulnerable against consensus-manipulation attacks. These *stealth* attacks are often difficult to detect as they use kernel-level access to mask their actions. In this paper, we firstly build a trusted and secured peer-to-peer network mechanism for physical DC microgrids' validation of transactions over Distributed Ledger. Secondly, we leverage from a physics-informed approach for detecting malware-infected nodes and then recovering from these *stealth* attacks using a self-healing recovery scheme augmented into the microgrid Blockchain network. This scheme allows compromised nodes to adapt to a reconstructed trustworthy signal in a multi-hop manner using corresponding measurements from the reliable nodes in the network. This supplements the capabilities of Blockchain enabling it to detect and mitigate consensus manipulation attempts.

Index Terms—Blockchain, Microgrids, Cybersecurity, Self-Healing Mechanism.

I. INTRODUCTION

THE rapid development of DC microgrids can be ascribed to their high flexibility in integrating renewable energy sources, storage devices and modern electronic loads in both grid-connected and autonomous modes of operation. In this regard, distributed control structure has been trending for microgrids as they facilitate scalability, reliability and automation in contrast to the centralized controllers, which are highly vulnerable to single-point-of-failure [1]. Moreover, they ensure robust performance under cyber imperfections such as communication delays, link failures and data packet losses. However, this coordination philosophy can not be designated to be fully *reliable* owing to the partial availability of information of only neighboring units. This increases the vulnerability of microgrids to illegitimate sensors and actuators tampering in the form of cyber attacks [2]. As microgrids are a key component of mission-critical applications such as military bases, hospitals, and industrial plants, it is crucial to ensure their security against adversarial attacks.

In this regard, as the energy sector needs significant time reduction for the management of economic transactions and the possibility to get rid of third-party authorities [3], the

concept of *transactive energy* has appeared as one of the most interesting technologies since the 2017 Gartner Hype cycle [4]. Any need for an intermediary between two parties is removed: switching to a decentralized energy system, and detaching the related financial transactions from a centralized control unit, can be considered as disruptive steps toward a full decentralization [5]. For example, the authors in [6] proposed the Blockchain as a distributed tool that goes beyond the economic aspects of energy transactions and can be used to make distributed decisions for technical operations in microgrids. In particular, the proposed study focuses on the issue of energy losses tracking and attribution during the energy transaction and shows that including losses in the Blockchain changes the timing of information gathering and the role of prosumers and distributors dramatically.

Networked microgrids, operating as independent agents or functioning collaboratively, may also complicate distribution system operations. Conventionally, through supervisory control and data acquisition (SCADA), microgrids are often controlled in a centralized manner [7]. In particular, the network data is gathered, recorded, and then processed at a centralized server. Considering the increasing speed and size of the measurement data, collecting and processing such a wide-range network in real-time at a single server leads to overload for the centralized node and a single point of failure problem. In contrast, attacking a distributed network is more challenging for attackers, especially for the power grid that is distributed over a geographically wide-range area. Hence, the computation and the trust is distributed over the network, which can be useful for achieving a more secure power network.

The Blockchain is a type of distributed ledger technology (DLT) that contains a continuously growing list of data records called blocks [8]. Blocks can contain different types of transactions, for example, financial, energy, transportation, data, or even logic and programs. Blocks are timestamped, unalterable, verifiable, and connected in a chronological (chained) sequence. Every DLT node maintains a copy of the Blockchain and any modification of blocks content or order is immediately revealed by a fast check on block validity. Blockchain supports immutable and transparent information sharing among involved untrusted parties [9]. Outside of its role in financial transactions, DLTs¹ are seen as a key enabler for trusted and reliable distributed monitoring systems. The authentication

Suman Rath is with the Department of Computer Science and Engineering, University of Nevada, Reno, NV 89557, USA (e-mail: srath@nevada.unr.edu)

Lam Duc Nguyen is with Software Systems Research Group, CSIRO's Data61, Sydney 2015, Australia. (e-mail: lam.nguyen@data61.csiro.au)

Subham Sahoo is with the Department of Energy, Aalborg University, 9220 Aalborg, Denmark (e-mail: sssa@et.aau.dk).

Petar Popovski is with the Department of Electronic Systems, Aalborg University, 9220 Aalborg, Denmark. (e-mail: petarp@es.aau.dk)

¹The terms DLT and *Blockchain* will be used interchangeably throughout this paper. Blockchains are a type of DLT, where chains of blocks are made up of digital pieces of information called transactions and every node maintains a copy of the ledger.

process for DLTs relies on consensus among multiple nodes in the network. Blockchain technology is a promising innovation, which can be used in different microgrid areas.

Probably, the most popular use case application is peer-to-peer (P2P) trading, where the Blockchain enables energy trading between peers in a secure way [10]. The authors in [11] have discussed a Blockchain-based scheme for secure energy transactions. In conventional Blockchain-based schemes, the trustworthiness of each block is decided through a consensus-based mechanism where the majority of nodes in the system must agree on its validity. Such schemes are often vulnerable to 51% attacks [12]. In general, 51% attacks refer to an attack strategy where the hacker can access the system's internal mining capabilities and use this access to mine compromised blocks. Further, this access is also used to manipulate the consensus-based validation strategy by forcing individual nodes to stop the confirmation of authentic blocks and/or make them validate fabricated blocks generated by the attacker itself. 51% attacks can be executed using stealthy, kernel-level malware like rootkits [13].

Although the Blockchain being used in many power electronic applications, it is also essential to evaluate whether Blockchain could be a feasible tool for exchanging voltage/frequency control signals in the microgrid test system. This evaluation is essential because, even though the Blockchain is an essential tool for cyber-secure control, the time delay created as a consequence of mining new blocks may have a detrimental effect on microgrid stability [14]. Mahmud *et al.* in [15] have proposed the use of Blockchain for control in microgrids with distributed energy resources and presented results showing that the proposed framework can perform well even under time delays. However, the current studies have not addressed how to prevent stealth & hijacking attacks in their proposed control mechanism.

The conventional control framework in cyber-physical microgrids critically rely on a centralized database and communication channels, both of which are vulnerable to adversaries to manipulate the system operation. An effective solution for countermeasures is the detection and mitigation of such threats. However, mitigation techniques may be vulnerable to adversarial attacks designed with knowledge of the system dynamics (e.g. adversarial attacks on learning-based anomaly detectors, reward poisoning attacks against reinforcement learning, etc). Hence, a significantly better approach is the prevention from these threats in the first stage itself. Since the DLT technology offers great potential due to its advanced data protection and attack prevention capabilities based on the natural security strength of the cryptographic system and consensus mechanism [16], we propose to augment these salient features of the DLT into the physical dynamic properties of microgrids to enhance its resiliency against cyber-attacks (along with physics-informed attack detection metrics to identify any type of consensus-manipulating attack vector that tries to inject false data into the network). To recover from such attacks upon detection, we introduce a self-healing recovery mechanism for Blockchain-based microgrids that: i) provides a transparency and immutability microgrids system; ii) addresses the *garbage-in garbage-out* problem of

the current Blockchain-based systems.

To summarize the key features, the contributions of this paper are as follows:

- Firstly, we formulate a general model of a DLT-based transactive DC microgrid system, which include both infrastructure and security mechanism.
- Secondly, we evaluate the response of the general Blockchain model to stealth attacks and propose the addition of new physics-informed detection metrics based on the secondary control dynamics of each node to identify such attacks and alleviate the detection accuracy of DLT.
- Finally, we also present a self-healing recovery mechanism the form of a reconstructed signal to compensate for any compromised data/signal at any node. This recovery mechanism is independent of the physical topology of multiple converters, and will always provide system resiliency, provided at least one node in the network is trustworthy.

The remainder of this paper is organized as follows. In Section II, we introduce the background knowledge of DLTs/Blockchain and the integration of Blockchain into microgrids. Section III highlights the operating principles and security issues in cyber-physical microgrids. Section IV presents the Blockchain-based strategy adopted for cyber-secure control in DC microgrid. The effectiveness and robustness of the proposed strategy to illustrate its resilient behavior under different attack scenarios and physical topologies of microgrids is presented in Section V. Finally, Section VI presents the conclusion of the paper.

II. BACKGROUND

A. DLTs/Blockchain Concept

A DLT system offers a tamper-proof ledger that is distributed on a collection of communicating nodes, all sharing the same initial block of information, commonly termed as the genesis block [17]. To publish data to the ledger, a node includes data formatted in transactions in a block with a pointer to its previous block, which creates a chain of blocks, the so-called Blockchain. A block generated by a node usually needs to solve a mathematical crypto-puzzle [18] and gives the solution as a proof of its workload to get a reward. This process is called mining. The difficulty of the crypto-puzzle is adjusted based on the total computational power or mining power of the network. Each correctly behaving miner must adhere to the same protocol for creating and validating new blocks. After successfully mining a block, a miner broadcasts it for validation. Each transaction recorded in the distributed ledger is essentially immutable since each DLT node in the network keeps all the committed transactions in the ledger [17]. In addition, cryptography mechanisms e.g, hash functions, asymmetric encryption algorithms, and digital signatures, guarantee the integrity of data blocks in the DLTs. Therefore, the DLTs can ensure non-repudiation of transactions. Moreover, each transaction is historically timestamped and identified, making it traceable to every user. As shown in Fig. 1, the life cycle of a transaction in DLT-based networks is described in detail.

Blockchain clients, e.g., physical devices, and home alliances generate or collect data and form it into Blockchain transaction format [19]. The transactions are then arranged into blocks and are verified through the mining process running on peers. Finally, the transactions are recorded immutably in distributed ledger and can be queried by clients.

B. Cyber Attacks on Microgrids

Blockchain is considered a typical distributed data storage technology and covers a variety of technologies, for example, cryptography, distributed consensus algorithms, and decentralization. Due to the advantage of establishing secured, trusted, and decentralized autonomous ecosystems for various scenarios, Blockchain has been investigated in both research and applications [20]. As a novel and fundamental technical aspect, Blockchain is suitable for cyber-physical systems' security protection (CPSs) applications.

Recent cyber attacks against critical physical systems, for example, the attacks on the Ukrainian power grid in 2015-2016 have motivated multiple studies on security and privacy aspects for cyber-physical systems, in particular, the power grid [21]. The works in [22] and [23] demonstrated that *false data injection* (FDI) can inject data measurements to induce error in the operation of power system. A malicious attacker can also make an effect to forecast systems, which are used to plan the operation and activities of power systems by exploiting vulnerabilities of artificial intelligence models [24]. In general, FDI attacks need to gather information about the current state of the system or the models used for making decisions, for example, the state of the system, topology structure or machine learning prediction models [25].

Besides, the attacker also exploits the lack of security mechanisms of embedded IoT sensors to affect the operation of power grid systems [26]. The target of adversaries could be embedded sensors such as environmental sensors, smart meters, appliances or end-user systems to affect the power systems. The authors in [27] introduced a novel form of attack named manipulation of demand via IoT and documented that if an attacker compromised thousands of nodes, they could cause various problems to the power grid, including line failures, frequency instabilities, and increased operating costs. In another aspect, the adversaries can compromise IoT devices responsible for communicating or exchanging data and payments with other power systems by changing their bids [28]. In the scope of this work, we propose to augment the physical properties, dynamics and principles of microgrid operation into Blockchain-based attack detection and mitigation.

III. CYBER-PHYSICAL MICROGRIDS

A. Operating Principle

An exemplary autonomous DC microgrid considered in this work is shown in Fig. 2. $N = 4$ DC sources connected via DC/DC buck converters of equal power rating are interconnected to each other via tie-lines forming the physical layer of the microgrid. Each converter is operated in voltage-controlled mode. Cooperative secondary controllers are employed to improve current sharing performance and voltage regulation

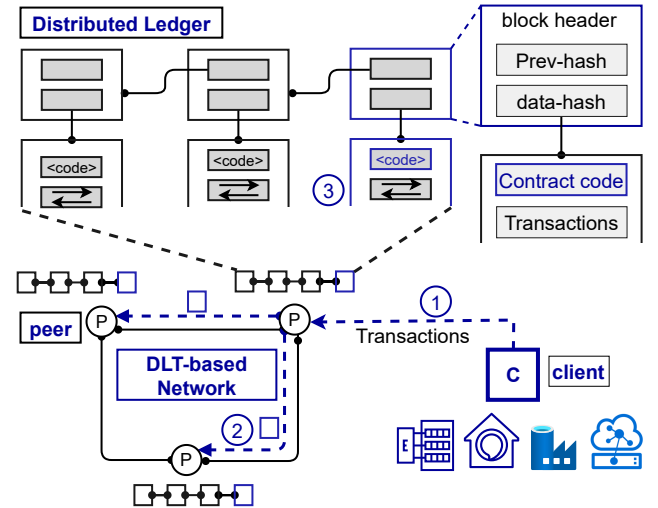


Fig. 1. Schematic of DLT-based network

of these sources. These controllers are made possible using a distributed communication layer, which shares information only between the neighboring units. Each unit, represented as an *agent* in the cyber layer, sends and receives $x_j = \{\bar{V}_j, I_j^{pu}\}$ from the neighboring agent(s) to achieve secondary control objectives namely, average voltage regulation and proportionate current sharing, where \bar{V}_j and I_j^{pu} denote the average voltage estimate and per unit output current of the neighboring agents, respectively.

Each agent is represented via a node, and a communication digraph is represented via edges. They constitute an adjacency matrix $\mathbf{A} = [a_{kj}] \in R^{N \times N}$, where the communication weights are given by: $a_{kj} > 0$, if $(\psi_k, \psi_j) \in \mathbf{E}$, where \mathbf{E} is an edge connecting two nodes, with ψ_k and ψ_j being the local and neighboring node, respectively. Otherwise, $a_{kj} = 0$. Further, the incoming cyber information matrix can be denoted by $\mathbf{Z}_{in} = \sum_{i \in N} a_{ik}$. Hence, if \mathbf{A} and \mathbf{Z}_{in} match each other, the Laplacian matrix \mathbf{L} is *balanced*, where $\mathbf{L} = \mathbf{Z}_{in} - \mathbf{A}$.

Using the preliminaries of the communication graph, the local control input of the cooperative secondary controller can be written as:

$$u_k(t) = \sum_{j \in M_k} \underbrace{a_{ij}(x_j(t) - x_k(t))}_{e_k(t)} \quad (1)$$

where, $u_k = \{u_k^V, u_k^I\}$, $e_k = \{e_k^V, e_k^I\}$, respectively as per the elements in x and M_k is the set of neighbors of k^{th} agent.

Remark I: As per the synchronization law [29], all the agents participating in distributed control will achieve consensus using $\dot{\mathbf{x}} = -\mathbf{L}\mathbf{x}$ for a well-spanned Laplacian matrix \mathbf{L} such that $\lim_{t \rightarrow \infty} x_k(t) = c$, $\forall k \in N$, where c is the steady-state reference and N is the number of agents.

Using (1), the control inputs to achieve average voltage regulation and proportionate current sharing can be obtained from secondary sublayer I and II respectively by using the following voltage correction terms for k^{th} agent:

$$\text{Sublayer I: } \Delta V_{1k} = H_1(s)(V_{ref} - \bar{V}_k) \quad (2)$$

$$\text{Sublayer II: } \Delta V_{2k} = H_2(s)(I_{ref} - u_k^I) \quad (3)$$

TABLE I
STEALTH ATTACKS IN DC MICROGRIDS IN [2] AND [30]

Affected Counterparts	Modeling
Voltage [2]	$\mathbf{W}x_{attack}^V = 0$
Current [30]	$\mathbf{W}x_{attack}^I = 0$

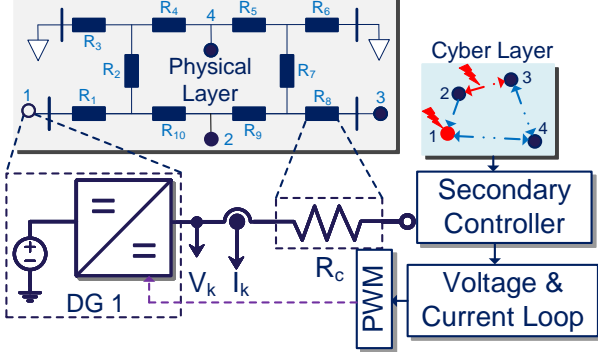


Fig. 2. Networked DC microgrid with $N = 4$ distributed generations (DGs) operating with a cooperative ring-based cyber graph.

where, $\bar{V}_k = V_k + \int_0^\tau \sum_{j \in M_k} u_k^V d\tau$, while $H_1(s)$, $H_2(s)$ are PI controllers. Further, V_{ref} & I_{ref} are the global reference voltage and current quantities for all the agents, respectively. It should be noted that $I_{ref} = 0$ for proportionate current sharing between the agents. The correction terms obtained in (2)-(3) are finally added to the global reference voltage to achieve local voltage references for k^{th} agent using:

$$V_{ref}^k = V_{ref} + \Delta V_{1_k} + \Delta V_{2_k}. \quad (4)$$

Using (4) as the local voltage reference for k^{th} agent, the abovementioned secondary objectives are met.

Using the distributed consensus algorithm for a well-connected cyber graph in a DC microgrid, the system objectives for DC microgrids using (1)-(4) shall converge to:

$$\lim_{t \rightarrow \infty} \bar{V}_k(t) = V_{ref}, \quad \lim_{t \rightarrow \infty} u_k^I(t) = 0 \quad \forall k \in N. \quad (5)$$

B. Cybersecurity Issues

As shown in Fig. 2, cyber attackers may inject unknown exogenous signals in many ways such as the injection of false data into the controllers, sensors, communication links, etc. to disrupt the system objectives in (5). These attacks can be conducted in a coordinated manner to deceive the system operator in the presence of any such attack elements using the following modified inputs in (1), given by:

$$\mathbf{u}^a(t) = \mathbf{L}\mathbf{x}(t) + \mathbf{W}\mathbf{x}_{attack} \quad (6)$$

where, \mathbf{u}^a , \mathbf{x} and \mathbf{x}_{attack} denote the vector representation of the attacked control input $u_k^a = \{u_k^{Va}, u_k^{Ia}\}$, the states and the attack elements $x_{attack_i} = [x_{attack_k}^V, x_{attack_k}^I]^T$, respectively. Further, $\mathbf{W} = [w_{kj}]$ denotes a row-stochastic matrix with its elements given by:

$$w_{kj} = \begin{cases} \frac{1}{M_k+1}, & j \in M_k \\ 1 - \sum_{j \in M_k} w_{kj}, & j = k \\ 0, & j \notin M_k, j \neq k \end{cases} \quad (7)$$

TABLE II
DETECTION CRITERIA FOR STEALTH ATTACKS IN TABLE I

Stealth Attack	Detection Criteria for k^{th} Agent	Terminology
Voltage [2]	$h_k^1 [\sum_{j \in M_k} a_{kj} (\Delta V_{1_j} - \Delta V_{1_k})]$ $[\sum_{j \in M_k} a_{kj} (\Delta V_{1_j} + \Delta V_{1_k})] > \Upsilon_1$	DM_1^k
Current [30]	$c_k [\sum_{j \in M_k} a_{kj} (I_{in_{ref}}^j - I_{in_{ref}}^k)]$ $[\sum_{j \in M_k} a_{kj} (I_{in_{ref}}^j + I_{in_{ref}}^k)] > \Upsilon_2$	DM_2^k

¹ h_k is a positive quantity used for i^{th} agent.

² c_k , $I_{in_{ref}}^k$ denote a positive quantity and the input current reference for k^{th} agent.

The detection strategies for both the stealth attacks in Table I, have been provided in Table II. More details on its formulation can be referred from [2] and [30]. As it can be seen in Table II that the detection strategies for both stealth attacks primarily depend on local as well as neighboring measurements, this leaves a tactical opportunity for an attacker to infiltrate the communicated measurements used for the design of the detection strategies. As a result, such consecutive intrusion may affect the detectability of these attacks when the criteria in Table II are not met.

To provide a clear understanding, a case study is carried out in a DC microgrid with $N = 4$ agents in Fig. 4 to demonstrate the performance of detection criteria for a stealth attack on voltages and currents, respectively. In Fig. 4, after the stealth attack is initiated on currents, it can be seen that the output currents of each agent are anyway shared equally. However, the detection mechanism for current measurements suggests that DM_2^1 and DM_2^3 are positive, which indicate compromised current measurements for agent I and III. Further at $t = 4$ sec, a balanced set of attack elements $\{-15, 0, 15, 0\}$ V are injected into the voltage control inputs in Fig. 4 as per the attack model in [2]. Despite the presence of attack elements, the voltages return back to pre-attack set-points. However, the corresponding detection metric DM_1 for agent I and II immediately goes positive. Under these circumstances, if the communicated measurements $x_j(t)$ in (1) are manipulated by the cyber-attacker with considerable knowledge of the detection strategy, there is a possibility that the cyber attack alarm might be disinform. This mandates a secure mechanism of information exchange between each agents so that the communicated variables used in the proposed detection approach remain uncompromised. Following an accurate scanning of the compromised measurement, the corresponding countermeasures can be applied without any false alarms.

IV. BLOCKCHAIN FOR SECURITY OF MICROGRIDS

In this section, we present our self-healing Blockchain-based communication model for the cyber-physical microgrid shown in Fig. 2. We propose a distributed DLT, where the nodes can communicate and collaborate to identify attacked counterpart(s) in a reliable and trustworthy manner. The DLT-based network consists of nodes connected via the P2P model. Basically, nodes connect using a unique address and use the gossip protocol to exchange network information such as

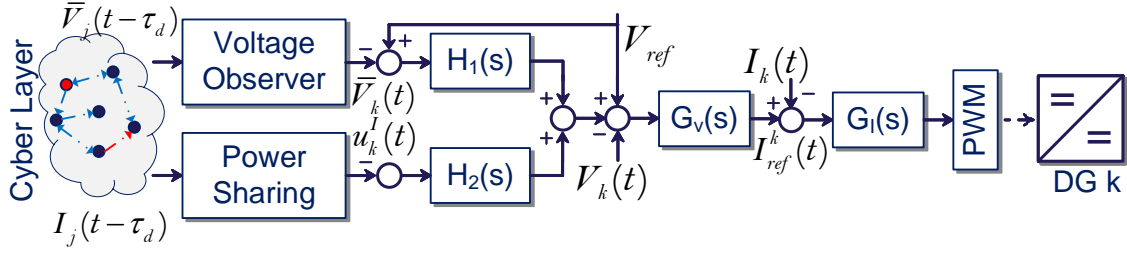


Fig. 3. Distributed controller for microgrids under consideration in k^{th} DG.

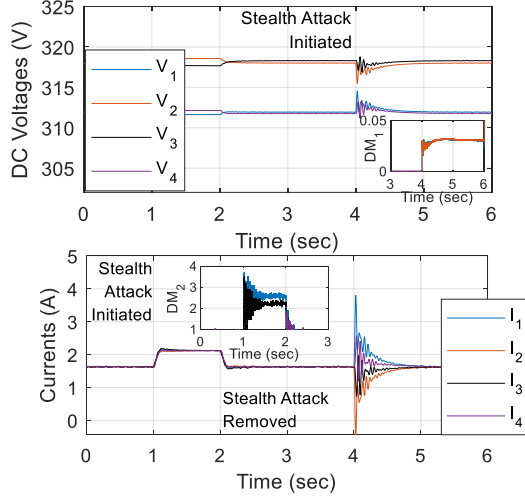


Fig. 4. Performance of detection strategies in response to stealth attack on current and voltages at $t = 1.2$ sec and 4 sec, respectively – the detection strategies can further be manipulated.

blocks, transactions, and addresses. In DLT-based networks, there are specific nodes called miners responsible for extending the Blockchain by creating new blocks [5]. In the scope of this research, each node collects and analyzes the sensor measurement in its area, estimates the local update and exchange information with other nodes, participates in distributed consensus procedures, and publishes to the distributed ledger in its local memory.

A. System Model

We consider the DLT-based microgrid system with M communication channels and N physical agents. As the system states have already been defined $x_i(t) = \{V_k(t), I_k(t), DetV_k(t-1), DetI_k(t-1)\}$ in Table II. The measurements $y_i(t) = \{V_k(t), I_k(t), DetV_k(t-1), DetI_k(t-1)\}$ can be measured from every agent. The microgrid is modeled as a discrete-time linear dynamic system, as given below:

$$x_t = \mathbf{A}x_{t-1} + v_t \quad (8)$$

$$y_t = \mathbf{H}x_t + w_t \quad (9)$$

where $A \in R^{(2N-1) \times (2N-1)}$ is the state transition matrix, $H \in R^{K \times 2N-1}$ is the measurement matrix, $v_t =$

$[v_{1,t}, \dots, v_{2N-1,t}]^T$ is the process noise vector and $w_t = [w_{1,t}, \dots, w_{K,t}]^T$ is the measurement noise vector. We assume that v_t and w_t are independent AWGN process, where $v_t \sim (0, \sigma^2, I_{2N-1})$ and $w_t \sim \mathcal{N}(0, \sigma_w^2 I_K)$.

For a secure and reliable state update among DLT-based nodes, we need to guarantee that the previous state estimate are not modified, the physical agent measurement is not anomalous, and the DLT nodes are working according to the predefined agreements. In case the network is attacked, the state estimates can be recovered using the previous reliable state estimations that require us to also protect the previous state estimate against tampering. On one hand, in a DLT-based network, malicious adversaries can obtain illegitimate access to the system, for example, via trojan propagation, stealing the identity of involved nodes, leading the nodes to get faulty updates during the operation of the system. On the other hand, as the characteristic of DLT is fully distributed, there is no single centralized trusted entity to take control and check whether other nodes are trusted and safe, e.g, the involved nodes are operating as the pre-defined roles. Hence, a distributed authentication mechanism is needed to detect misbehavior nodes.

B. Detection Model

In a DLT-based microgrid network, even though the whole system is fully distributed, attackers can still manipulate the system dynamics if they can achieve control of the majority of the individual nodes, which gives them access of more than half of the hashing/computational power. This scenario can be used to manipulate consensual query decisions to inject false data into sensors/communication links in the system [12], [23]. In certain cases, the attackers may also create a *fork*, extracting specific transactions, tampering with them, and injecting them back as *True* packets. Since these attack vectors were designed to prey on the vulnerability of the conventional DLT framework, we integrate system-specific knowledge into the DLT setup enabling it to recognize violations in microgrid dynamics to identify false data disrupting the secondary controller synchronization among nodes. The generated data from individual nodes are formatted in Blockchain-based transactions and synchronized among them. The detection criteria as mentioned in Table II are in the form of mismatch error margins (represented by the metric DM^k) between parameter data (measurements) from the distributed nodes. When an attack vector stealthily manipulates transactions, the detection metric DM^k increases beyond the

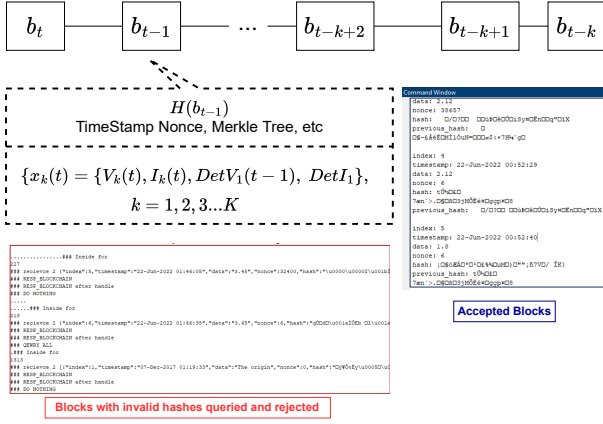


Fig. 5. Distributed Ledger and structure of b block at time t . Note that b_t is the block generated at time t and hash of the SHA $H(\cdot)$ algorithm. The block includes a block header and body of the local state vectors in corresponding time.

threshold value Υ predefined in the smart contract, enabling autonomous attack detection using the physics-informed attack detection metrics in Table II. A more elaborate explanation of the integrated setup including the self-healing process is depicted in the next subsection.

C. Self-healing recovery

The self-healing process designed to enable recovery of compromised nodes in the DLT-microgrid framework is part of an integrated setup including both attack detection and mitigation. Any transaction performed by a node, leading to the generation of a new block of data is broadcast to the rest of the network through a secure sharing scheme. The network uses the recipient node's ability to validate transactions using digital signatures in order to detect any malicious data in the system. This process is carried out using determination of *events*, when an external agent attempts data alteration, leading to a modification of the hash index associated with the detection metrics in the corresponding block. All subsequent changes lead to further variation in the computed hash index, which is detected by the recipient node through comparison with the last trustworthy block received. In the event of a mismatch, the recipient queries the rest of the nodes for verification. As shown in Fig. 5, any hash which is declared False by the majority of the nodes is considered to be associated with a manipulated block of data and hence, rejected by the receiver. Thus, the general anomaly detection framework is based upon a mutual trust-based structure where a block is acceptable, if and only if it satisfies the following criteria:

$$N_a > N_r \quad (10)$$

where, N_a represents the number of approving nodes, and N_r is the number of rejecting nodes. Since this framework is vulnerable to consensus-deceiving hijacking attacks, an additional set of detection criteria as depicted in Table II is defined using smart contracts and utilized to detect such deceptive attacks. Any *event* resulting in the violation of the detection criterion in Table II leads to the labeling of the agent as a misbehaving node.

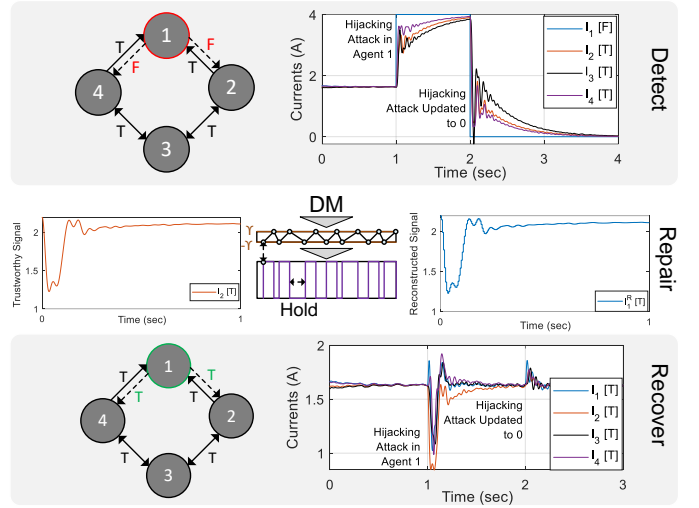


Fig. 6. Self-healing recovery scheme augmented into DLTs for microgrids – the detection metrics in Table II initiate the reconstruction process using trustworthy measurements from neighbors and then self-heal the system by transmitting back the reconstructed signal $I_1^R(t_i)$.

Detection of a misbehaving node triggers the activation of a self-healing strategy where:

- 1) firstly, the compromised transaction is canceled, stopping further communication of any manipulated signal to neighboring nodes to limit the attack propagation.
- 2) secondly, the malicious transaction is not recorded in the ledger and a trustworthy version of the manipulated signal is reconstructed for each compromised node (using pseudo-anonymous values of trustworthy sensor data stored in the irreversible ledger), to preserve system stability. This has been shown in Fig. 6.
- 3) finally, this trustworthy event-driven signal is sampled from measurements of the neighboring nodes (detailed philosophy can be found in [31]–[32]) and previous measurements from the same node obtained from the ledger as per the following equations:

$$\Delta V_{1j}(t_i) = f_1(\Delta V_{1k}(t), \Delta V_{1j}(t_{i-1})) \quad (11)$$

$$\Delta I_{dcj}(t_i) = f_2(\Delta I_{dc_k}(t), \Delta I_{dcj}(t_{i-1})) \quad (12)$$

where, i represents the instant at which the event occurs (also called the triggering instant) and $f(\circ)$ represents the triggering function as per which the reconstruction is performed. A major role of $f(\circ)$ is to hold the input value of the signal until the next triggering event. Hence, the recipient node is operated in a localized manner with no communication inputs from the malicious node. Ultimately, all the manipulated blocks are substituted with event-driven, secure reconstructed blocks. This strategy is followed for the reconstruction of the manipulated signal(s) at each compromised node. The presence of the terms, $\Delta V_{1k}(t)$ and $\Delta I_{dc_k}(t)$ in (11) and (12) imply that the trustworthy reconstruction of a manipulated signal will always be possible if at least one of the nodes (here, represented as the k^{th} node) is reliable (i.e., not affected by the

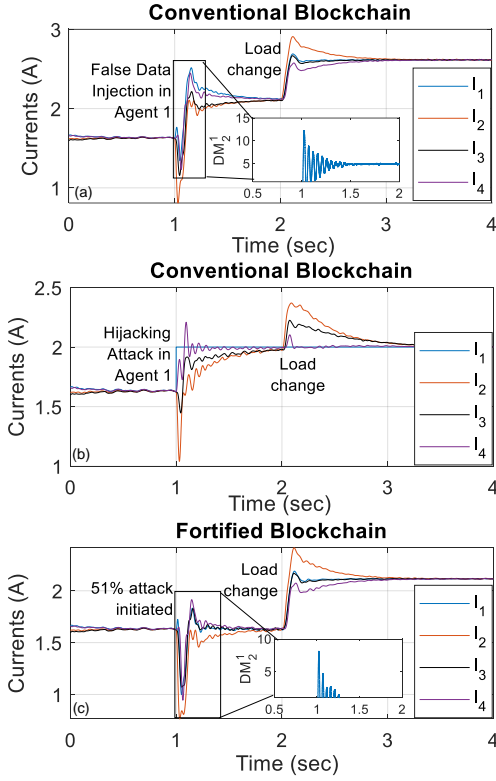


Fig. 7. Performance comparison of the microgrid-Blockchain network with and without additional fortifications as depicted in Table II. The conventional Blockchain fails to identify controller-level manipulations and accepts the attacker's manipulations as true data.

attack). In an event where even the k^{th} node is infected (i.e., 100% infection), the mitigation strategy will fail to reconstruct a trustworthy version of the signal. Hence, the resiliency scale of the proposed self-healing recovery scheme can be given by $N - 1$, with N given by the number of converters in the system. In simple terms, the above sentence implies that in a system comprising of N nodes, the proposed scheme will always provide secure and resilient behavior, even if there is only one trustworthy node to broadcast its information to self-heal the system.

V. PERFORMANCE ANALYSIS & RESULTS

To demonstrate the action of the supplementary detection metric, we validate our results on the considered system in Fig. 2. The system and control parameters used for the simulation studies can be found in Appendix. In the first case study, Fig. 7 presents the magnitude of current signals in a DC microgrid with $N = 4$ agents (as shown in Fig. 2), where a malicious hacker with controller level access executes various types of consensus-disrupting attacks to perform: (i) hijacking, and (ii) false data injection. To perform the hijacking attack, the perpetrator interrupts the communication between a claimant (here, an incoming block of data) and the verifier (here, one or more nodes in the Blockchain network) in order to change the authentication decision. Thus, it cons the recipient into believing that a malicious, foreign block is authentic. For the false data injection attack, the attacker internally overwrites

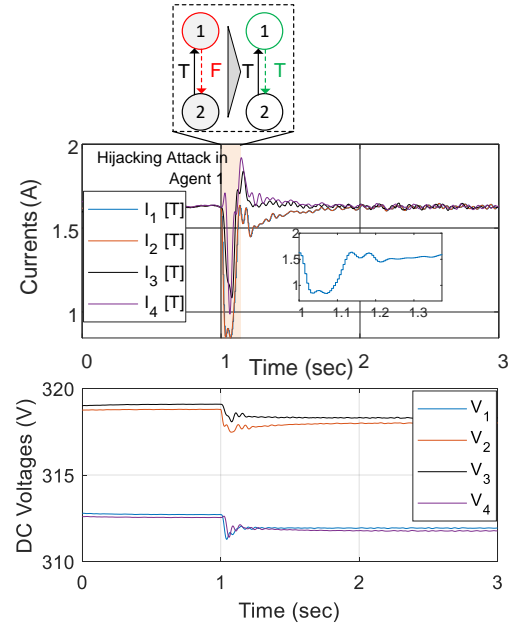


Fig. 8. Performance of the self-healing recovery scheme in DLT-based microgrids when the current of agent I is compromised – in 0.15 sec, the reconstructed signal from an agent I is re-transmitted back to its neighbors by retaining the system stability.

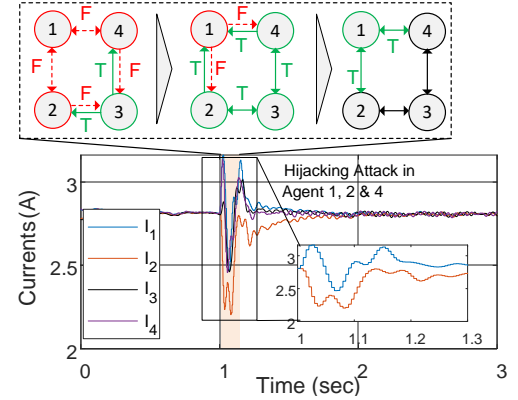


Fig. 9. Performance of the self-healing recovery scheme under cyber attacks on $N - 1$ converters – the system is able to heal only from a single trustworthy agent 3.

any unfavorable decision from the verifier to mask malicious injections into the communication channel. Clearly, the non-detection of such consensus-manipulating attacks can have negative repercussions on the system. However, as shown in Fig. 7, a Blockchain network fortified with the proposed set of detection metrics in Table II can immediately recognize the presence of attack elements in the compromised nodes and hence, effectively negate their actions (through signal reconstruction).

To explain the working mechanism of the proposed self-healing strategy in Fig. 6, we have considered an adversarial situation in the same system, where the attacker has access to the current of agent 1. Fig. 8 shows the proposed self-healing blockchain based attack detection and mitigation procedure under this scenario. Once DM_2^1 detect the presence of attack

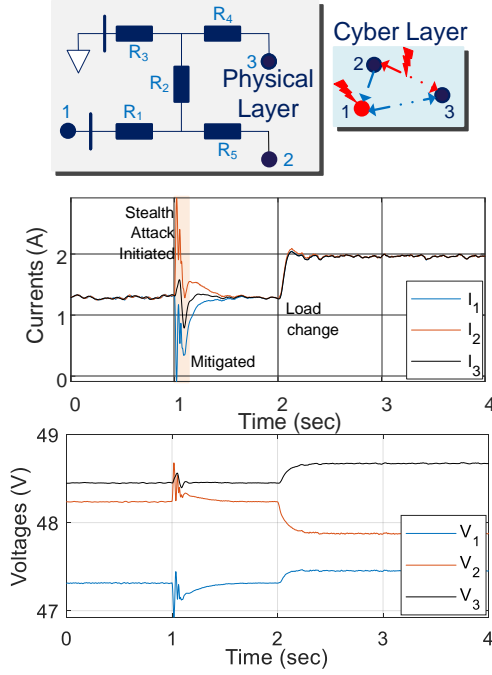


Fig. 10. Performance of the self-healing mechanism being independent of the physical parameters of the shown microgrid, where the line resistances and number of converters are different from Fig. 2 – the system resiliency is still intact under cyber attacks.

elements in agent I, the mitigation mechanism is immediately triggered, which traces a trustworthy current signal from agent 2, as shown in Fig. 8. After acquiring the trustworthy current signal from agent 2, the signal reconstruction is performed to replace the attacked $I_1(t)$ with a trustworthy event-driven signal $I_1(t_k)$. As shown in Fig. 8, after the highlight event-driven signal is replaced, its communication to neighbors is resumed after validation process from DLT in 0.15 sec. In this way, the considered system operates normally even under hijacking attack in one of the agents without causing any power interruption.

To evaluate the $N - 1$ resiliency scale of the proposed self-healing strategy, we have also considered additional adversarial situation in Fig. 9, where the attacker has access to 3 nodes out of 4 agents. In this scenario, we anticipate that the only trustworthy agent III will self-heal the system by broadcasting its trustworthy information in a step-wise manner. When currents of agent 1, 2 and 4 are simultaneously attacked at $t = 1$ sec in Fig. 9, it can be clearly seen that the system operates normally despite of heterogeneous transients from each converter during attacks. The signal authentication is done in a stepwise manner, which has been highlighted in Fig. 9, where the event-driven mitigation is firstly carried out in agent 2 & 4 and then later followed by agent 1 towards the end. Hence, the resiliency scale of $N - 1$ for the proposed strategy is clearly established in a system of N converters.

In the final scenario, we consider the performance of the proposed self-healing strategy in another network (shown in Fig. 10) with different system parameters to establish that the strategy is easily scalable to any physical network topology with heterogeneous dynamics. The system and control pa-

rameters of the system shown in Fig. 10 can be found in Appendix. From Fig. 10, it can be clearly established that the performance of the proposed self-healing strategy remains unaltered with respect to any physical network topology or systems exhibiting different dynamics. This can be attributed to the robust physics-informed detection structure in Table II, that are independent of structural and temporal dependencies. Based on that, it can be seen that the proposed detection and mitigation strategy augmented into DLT provides resiliency immediately against stealth attacks injected into agent 2 at $t = 1$ sec. Hence, the security boundaries of DLT is significantly enhanced due to the augmentation of the physics-informed detection metrics and self-healing mitigation strategy for networked microgrids.

VI. CONCLUSION

This paper presents a strategy to fortify DC microgrids against potential cyber-attacks through a Blockchain-based approach. The proposed strategy uses a consensus-based verification technique to determine the authenticity of blocks where the majority of the nodes must agree upon the validity of their hash indices for them to be accepted by the recipient node. However, this verification technique may be vulnerable to hijacking attacks, wherein an attacker uses its system-level access to mine malicious, new blocks and fool the recipients into believing their authenticity. Moreover, this access can also be used to fake the consent of the nodes for rejecting authentic blocks or accepting fake blocks. To remove this limitation, this paper combines the general features of the Blockchain with unique physics-informed attack detection metrics to detect these attacks and trigger mitigation in their presence. This detection strategy is in the form of a series of rules (threshold criteria) which when violated, lead to alteration of a detection metric, signifying attack detection. Detection of any false block in the network leads to its immediate rejection by the recipient. It triggers the activation of a self-healing strategy, where the lost signal/data-point is reconstructed by obtaining previous values of the same signal and current values of neighboring measurements (i.e., sensor inputs from other nodes) from the ledger. This leads to the preservation of system stability even under adverse scenario, provided that at least one node in the network is trustworthy). Clearly, a major limitation of the mitigation method proposed in this paper would be its inability to reconstruct a trustworthy version of the signal if all nodes are attacked simultaneously. Hence, we plan to extend this aspect as a future scope of work by overcoming this limitation and provide full resiliency.

APPENDIX

System & Control Parameters of System in Fig. 2

In Fig. 2, it is to be noted that four converters (each of 10 kW) are connected to each other through tie-lines R_i . Moreover, the controller gains are identical for each converter. **Plant:** $R_1 = 1.5 \Omega$, $R_2 = 1.2 \Omega$, $R_3 = 0.8 \Omega$, $R_4 = 0.3 \Omega$, $R_5 = 0.5 \Omega$, $R_6 = 0.6 \Omega$, $R_7 = 0.45 \Omega$, $R_8 = 0.4 \Omega$, $R_9 = 0.4 \Omega$, $R_{10} = 0.6 \Omega$. **Converter:** $L_{se_i} = 3$ mH, $C_{dc_i} = 250$ μ F, $I_{dc_{min}} = 0$ A, $I_{dc_{max}}$

= 28 A, $V_{dc_{min}} = 270$ V, $V_{dc_{max}} = 360$ V

Controller: $V_{ref} = 315$, $I_{ref} = 0$, $K_P^v = 5$, $K_I^v = 100$, $K_P^i = 2.5$, $K_I^i = 0.05$, $h_i = 2.5$.

System & Control Parameters of System in Fig. 10

To validate the effectiveness of the proposed strategy in another topology with only 3 converters (each rated 5 kW) and at different operation conditions, we have considered another system in Fig. 10. The system and control parameters are as follows: **Plant:** $R_1 = 0.2 \Omega$, $R_2 = 0.25 \Omega$, $R_3 = 0.32 \Omega$, $R_4 = 0.26 \Omega$, $R_5 = 0.45 \Omega$

Converter: $L_{se_i} = 2$ mH, $C_{dc_i} = 120 \mu\text{F}$, $I_{dc_{min}} = 0$ A, $I_{dc_{max}} = 10$ A, $V_{dc_{min}} = 40$ V, $V_{dc_{max}} = 54$ V

Controller: $V_{ref} = 48$, $I_{ref} = 0$, $K_P^v = 5$, $K_I^v = 100$, $K_P^i = 2.5$, $K_I^i = 0.05$, $h_i = 2.5$.

REFERENCES

- [1] S. Sahoo and S. Mishra, "A distributed finite-time secondary average voltage regulation and current sharing controller for dc microgrids," *IEEE Transactions on Smart Grid*, vol. 10, no. 1, pp. 282–292, 2017.
- [2] S. Sahoo, S. Mishra, J. C.-H. Peng, and T. Dragičević, "A stealth cyber-attack detection strategy for dc microgrids," *IEEE Transactions on Power Electronics*, vol. 34, no. 8, pp. 8162–8174, 2018.
- [3] M. B. Mollah, J. Zhao, D. Niyato, K.-Y. Lam, X. Zhang, A. M. Ghias, L. H. Koh, and L. Yang, "Blockchain for future smart grid: A comprehensive survey," *IEEE Internet of Things Journal*, vol. 8, no. 1, pp. 18–43, 2020.
- [4] "Top trends in the gartner hype cycle for emerging technologies, 2017 - smarter with gartner," <https://www.gartner.com/smarterwithgartner/top-trends-in-the-gartner-hype-cycle-for-emerging-technologies-2017/>, (Accessed on 02/03/2021).
- [5] M. Andoni, V. Robu, D. Flynn, S. Abram, D. Geach, D. Jenkins, P. McCallum, and A. Peacock, "Blockchain technology in the energy sector: A systematic review of challenges and opportunities," *Renewable and Sustainable Energy Reviews*, vol. 100, pp. 143–174, 2019.
- [6] M. L. Di Silvestre, P. Gallo, M. G. Ippolito, E. R. Sanseverino, and G. Zizzo, "A technical approach to the energy blockchain in microgrids," *IEEE Transactions on Industrial Informatics*, vol. 14, no. 11, pp. 4792–4803, 2018.
- [7] S. Sahoo, T. Dragičević, and F. Blaabjerg, "Cyber security in control of grid-tied power electronic converters—challenges and vulnerabilities," *IEEE Journal of Emerging and Selected Topics in Power Electronics*, vol. 9, no. 5, pp. 5326–5340, 2021.
- [8] R. Böhme, N. Christin, B. Edelman, and T. Moore, "Bitcoin: Economics, technology, and governance," *Journal of Economic Perspectives*, vol. 29, no. 2, pp. 213–38, 2015.
- [9] L. D. Nguyen, I. Leyva-Mayorga, A. N. Lewis, and P. Popovski, "Modeling and analysis of data trading on blockchain-based market in iot networks," *IEEE Internet of Things Journal*, pp. 1–1, 2021.
- [10] N. Wang, X. Zhou, X. Lu, Z. Guan, L. Wu, X. Du, and M. Guizani, "When energy trading meets blockchain in electrical power system: The state of the art," *Applied Sciences*, vol. 9, no. 8, p. 1561, 2019.
- [11] T. Gaybullaev, H.-Y. Kwon, T. Kim, and M.-K. Lee, "Efficient and privacy-preserving energy trading on blockchain using dual binary encoding for inner product encryption," *Sensors*, vol. 21, no. 6, p. 2024, 2021.
- [12] V. Aggarwal *et al.*, "Review of security aspects of 51 percent attack on blockchain," in *International Conference on Machine Learning and Big Data Analytics*. Springer, 2021, pp. 236–243.
- [13] S. Rath, I. Zografopoulos, P. P. Vergara, V. C. Nikolaidis, and C. Konstantinou, "Behind closed doors: Process-level rootkit attacks in cyber-physical microgrid systems," in *IEEE PES General Meeting*. IEEE, 2022.
- [14] W. Yao, Y. Wang, Y. Xu, C. Deng, and Q. Wu, "Distributed weight-average-prediction control and stability analysis for an islanded microgrid with communication time delay," *IEEE Transactions on Power Systems*, vol. 37, no. 1, pp. 330–342, 2021.
- [15] R. Mahmud and G.-S. Seo, "Blockchain-enabled cyber-secure microgrid control using consensus algorithm," in *2021 IEEE 22nd Workshop on Control and Modelling of Power Electronics (COMPEL)*. IEEE, 2021, pp. 1–7.
- [16] B. Soret, L. D. Nguyen, J. Seeger, A. Bröring, C. B. Issaid, S. Samarakoon, A. El Gabli, V. Kulkarni, M. Bennis, and P. Popovski, "Learning, computing, and trustworthiness in intelligent iot environments: Performance-energy tradeoffs," *IEEE Transactions on Green Communications and Networking*, vol. 6, no. 1, pp. 629–644, 2021.
- [17] D.-L. Nguyen, I. Leyva-Mayorga, and P. Popovski, "Witness-based approach for scaling distributed ledgers to massive iot scenarios," in *2020 IEEE 6th World Forum on Internet of Things (WF-IoT)*. IEEE, 2020, pp. 1–6.
- [18] N. T. Courtois, M. Grajek, and R. Naik, "Optimizing sha256 in bitcoin mining," in *International Conference on Cryptography and Security Systems*. Springer, 2014, pp. 131–144.
- [19] L. D. Nguyen, A. E. Kalor, I. Leyva-Mayorga, and P. Popovski, "Trusted wireless monitoring based on distributed ledgers over nb-iot connectivity," *IEEE Communications Magazine*, vol. 58, no. 6, pp. 77–83, 2020.
- [20] I.-C. Lin and T.-C. Liao, "A survey of blockchain security issues and challenges," *IJ Network Security*, vol. 19, no. 5, pp. 653–659, 2017.
- [21] R. Deng, P. Zhuang, and H. Liang, "Ccpa: Coordinated cyber-physical attacks and countermeasures in smart grid," *IEEE Transactions on Smart Grid*, vol. 8, no. 5, pp. 2420–2430, 2017.
- [22] L. Jia, R. J. Thomas, and L. Tong, "Malicious data attack on real-time electricity market," in *2011 IEEE International Conference on Acoustics, Speech and Signal Processing (ICASSP)*. IEEE, 2011, pp. 5952–5955.
- [23] L. Xie, Y. Mo, and B. Sinopoli, "Integrity data attacks in power market operations," *IEEE Transactions on Smart Grid*, vol. 2, no. 4, pp. 659–666, 2011.
- [24] Y. Chen, Y. Tan, and B. Zhang, "Exploiting vulnerabilities of load forecasting through adversarial attacks," in *Proceedings of the Tenth ACM International Conference on Future Energy Systems*, 2019, pp. 1–11.
- [25] C. Barreto and A. A. Cárdenas, "Impact of the market infrastructure on the security of smart grids," *IEEE Transactions on Industrial Informatics*, vol. 15, no. 7, pp. 4342–4351, 2018.
- [26] Y. Zhang, W. Zou, X. Chen, C. Yang, and J. Cao, "The security for power internet of things: Framework, policies, and countermeasures," in *2014 International Conference on Cyber-Enabled Distributed Computing and Knowledge Discovery*. IEEE, 2014, pp. 139–142.
- [27] B. Huang, A. A. Cardenas, and R. Baldick, "Not everything is dark and gloomy: Power grid protections against iot demand attacks," in *28th {USENIX} Security Symposium ({USENIX} Security 19)*, 2019, pp. 1115–1132.
- [28] M. R. Mengis and A. Tajer, "Data injection attacks on electricity markets by limited adversaries: Worst-case robustness," *IEEE Transactions on Smart Grid*, vol. 9, no. 6, pp. 5710–5720, 2017.
- [29] M. Zhu and S. Martínez, "Discrete-time dynamic average consensus," *Automatica*, vol. 46, no. 2, pp. 322–329, 2010.
- [30] S. Sahoo, J. C.-H. Peng, A. Devakumar, S. Mishra, and T. Dragičević, "On detection of false data in cooperative dc microgrids - a discordant element approach," *IEEE Transactions on Industrial Electronics*, vol. 67, no. 8, pp. 6562–6571, 2019.
- [31] S. Sahoo, T. Dragičević, and F. Blaabjerg, "An event-driven resilient control strategy for dc microgrids," *IEEE Transactions on Power Electronics*, vol. 35, no. 12, pp. 13 714–13 724, 2020.
- [32] —, "Resilient operation of heterogeneous sources in cooperative dc microgrids," *IEEE Transactions on Power Electronics*, vol. 35, no. 12, pp. 12 601–12 605, 2020.