

# Reproducibility-Oriented and Privacy-Preserving Genomic Dataset Sharing

Yuzhou Jiang  
Case Western Reserve University  
Cleveland, Ohio, USA  
yxj466@case.edu

Tianxi Ji  
Texas Tech University  
Lubbock, Texas, USA  
tiji@ttu.edu

Erman Ayday  
Case Western Reserve University  
Cleveland, Ohio, USA  
exa208@case.edu

## ABSTRACT

The increasing pace in genomic research has brought a high demand for genomic datasets in recent years, yet few studies have released their datasets due to privacy concerns. This poses a problem while validating and reproducing the published results. In this work, in order to promote reproducibility of genome-related research, we propose a novel scheme for sharing genomic datasets under differential privacy, which consists of two stages. In the first step, the scheme generates a noisy copy of the genomic dataset by encoding the data entries as binary values and then XORing them with binary noise, that is calibrated and sampled with optimized time complexity, while considering the biology properties of the datasets. In the second step, the scheme alters the value distribution of each column in the generated copy to align with the privacy-preserving version (protected by the Laplace mechanism) of the distribution in the original dataset using optimal transport. We evaluate the scheme on two realistic genomic datasets from OpenSNP [6] and compare it with two existing privacy-preserving techniques from NIST challenges [5] in regard to GWAS reproducibility (e.g., the  $\chi^2$  and the odd ratio test) and other data utility metrics (e.g., point error and mean error). The results show that our scheme outperforms the two methods in GWAS reproducibility by 30% with lower time complexity and achieves higher data utility for other applications as well beyond reproducibility. We also validate via experiments that our scheme achieves high protection against both genomic and machine learning-based inference attacks. The experiment results show that, by constraining the privacy leakage, our mechanism is able to encourage the sharing of a genomic dataset along with the research results on it.

## KEYWORDS

dataset sharing, genomic data, differential privacy, genome-wide association studies

## 1 INTRODUCTION

Development in genome sequencing has brought tremendous research opportunities in the genomic field in recent years. By mining genomic data using computational or statistical approaches, researchers have discovered a large number of associations between diseases/traits and genes. For instance, with the help of genome-wide association studies (GWAS), researchers have found that as opposed to the initial knowledge, more than one genes (on a particular region on chromosome 15) are involved in the determination of human's eye color [4]. However, a major concern is that genomic research outcomes are hardly reproducible because other researchers can barely access the GWAS datasets that are used to produce the research outcomes due to privacy concerns. As a result,

researchers choose not to share those datasets, which prevents their peers from assessing the quality and correctness of the discoveries, and eventually impedes the development in the genomic area.

Formally, reproducibility denotes obtaining consistent experiment results under the same experiment setting, i.e., input data, methods, tools, etc. Thanks to promotion by researchers [10, 23, 53] and government [40], reproducibility has drawn significant awareness over the past ten years, and more and more researchers are willing to share the datasets along with their research findings. However, unlike other datasets, sharing genomic datasets are challenged by privacy concerns. Personal genomic data contain sensitive information about individuals [37], and sharing the datasets that include genomic data of individuals would put their privacy at risk [45]. An attacker can perform inference attacks on the shared datasets, link such sensitive information to the individuals, and use it against them. For instance, the attacker can analyze GWAS statistics of the shared genomic records to know whether the victim has a certain trait/disease with high confidence [60]. Such genomic data exposure could harm personal privacy and even cause severe consequence, e.g., discrimination or safety risk. Therefore, schemes are in need to offer privacy for genomic datasets such that individuals are willing to share their data without worrying about their privacy being hurt.

Differential privacy [19] is the state-of-the-art method to offer privacy. It injects calibrated noise into the data before sharing them, and thus prevents an attacker from gaining additional knowledge, e.g., membership in a dataset. Traditional differentially private approaches publish noisy aggregated statistics, also known as query results, that are computed on the dataset instead of sharing the entire dataset. To share datasets while ensuring privacy, some researchers generate synthetic datasets based on noisy statistics [34, 59] to achieve differential privacy. These synthetic datasets eliminate the presence of data entries in the original dataset, thus protecting individuals' privacy. However, such methods share a low upper bound of data utility, which means that even the privacy requirements are low, the generated datasets still suffer from significant data utility loss. Other researchers choose to perturb original datasets to guarantee differential privacy [30, 56]. While this overcomes the above-mentioned issue, it often results in excessive noise being added to the dataset in order to reach an acceptable privacy level. This, in turn, makes the dataset almost unusable in terms of data utility (e.g., statistics) under high privacy requirements. Overall, both of these methods have limitations concerning data utility and are not suitable for genomic research reproducibility. Therefore, finding a balance between privacy and data usability while sharing genomic datasets becomes one of the most important challenges to solve the genomic research reproducibility problem.

In this work, we target reproducibility of genomic research outcomes and propose a novel scheme that shares genomic datasets of point mutations on the DNA (i.e., Single Nucleotides Polymorphism - SNPs, which will be described in Section 3.1) under differential privacy. We focus on sharing SNP datasets, because such datasets are the most popular in biomedical research [42] and GWAS [14].<sup>1</sup> Note that primary use of genomic datasets (e.g., conducting research) under differential privacy is not preferred by medical experts due to the noise introduced by differentially private mechanisms. Thus, we focus on secondary use of the dataset, i.e., **reproducibility check of GWAS research outcomes by other researchers, where noise in the shared dataset is tolerated.**

The overall procedure of the proposed scheme can be described as two stages: data perturbation and utility restoration. In the data perturbation stage, we encode the genomic data into binary values, perturb the encoded dataset using the XOR mechanism [30], which is a state-of-the-art algorithm that releases binary data in matrix format while satisfying differential privacy, and then decode it back to the genomic domain. The considered encoding approach discussed in Section 5.1 captures the biological property of SNP. The XOR mechanism outputs matrix- and binary-valued noise matrices by XORing the encoded dataset with the generated noise matrices. During noise generation, we calibrate the noise distribution parameter using a publicly available datasets of the same nature to preserve the inherent correlation among SNPs. Observing high time complexity of the XOR mechanism, we improve its noise generation process. In particular, after dividing the entire matrix into same-sized sub-matrices, we generate limited noise matrices and XOR each sub-matrix with a randomly chosen noise matrix among them. This optimization decreases the time cost of the XOR mechanism by more than 50% and becomes an essential building block for genomic data generation in practice. The XOR mechanism is designed to protect the privacy of single binary entry in a dataset, so the privacy is guaranteed at the entry level (which means it is vulnerable to membership inference attacks, a more common attack in genomic dataset sharing). To make the XOR mechanism be robust against membership inference, it will introduce significant amount of noise. Thus, we devise a novel scheme to restore data utility. In the utility restoration stage, we first issue a count query at each SNP position in the dataset that counts the SNP value distribution and apply the Laplace mechanism [19] to ensure differential privacy. Then, for each SNP, we calculate the minimal SNP modifications needed to align the distribution with the differentially private count results. We calculate the modification plan by performing optimal transport [3] on two distributions and modify the SNPs according to the plan.

We implement our proposed scheme on two real genomic datasets from the OpenSNP project [6] and evaluate the scheme with regard to GWAS reproducibility. For comparison, we implemented two existing differentially private dataset sharing methods, i.e., DPSyn [34] and PrivBayes [59], which are both winning algorithms in the *NIST Differential Privacy Synthetic Data Challenge* [5] in 2018. The results prove that our scheme significantly outperforms the two existing methods by about 50% in GWAS reproducibility. We also evaluate it

<sup>1</sup>The proposed techniques can also be applied to other types of genomic datasets (e.g., ones including nucleotides that may contain 4 values A, G, C, or T) by using different data encoding (e.g., "00", "01", "10", and "11" for nucleotides).

under other utility metrics (e.g., average point error and mean error), and our scheme achieves better utility. In addition, we further evaluate its performance against membership inference attacks, i.e., the Hamming distance attack [25] and machine-learning-based attacks. Our scheme demonstrates superior performance in GWAS reproducibility, other data utility metrics, and high resistance against membership inference attacks compared to existing methods.

Our main contributions can be summarized as follows:

- To the best of our knowledge, our work is the first to solve the problem of genomic research reproducibility by sharing genomic datasets in a privacy-preserving manner.
- We design a novel scheme under differential privacy that achieves high data utility and high privacy guarantee at the same time.
- We evaluate our scheme on two real-world genomic datasets and show that the scheme outperforms the existing methods in terms of GWAS reproducibility, data utilities, and robustness against membership inference attacks.
- Our scheme has much lower time complexity compared with existing methods, making it a practical solution in real-world genomic data sharing.

**Roadmap.** In Section 2, we review some related work. We list the background of the paper in Section 3 and propose the system setting including the system model and the threat model in Section 4. In Section 5, we introduce our approach. We show our experimental results in Section 6. In Section 7, we conclude the paper.

## 2 RELATED WORK

We discuss related work from three perspectives: reproducibility, privacy-preserving dataset sharing, and genomic privacy.

### 2.1 Reproducibility

Reproducibility ensures that experiment results are consistent under the same setting (e.g., input data and methods), which allows research quality assessment [23] and benefits the development of scientific knowledge [36]. It has been promoted for several years by both researchers and government [10, 53]. To enable reproducibility, researchers typically share datasets used in their research such that everyone can reconstruct the same experiments and validate their results. Some examples of these datasets include ImageNet [50] and the Iris dataset [21]. The datasets mentioned above do not contain any sensitive information, and thus sharing without privacy protection has no issues. However, since some datasets, e.g., genomic and location datasets, contain sensitive information, basic anonymization methods (e.g., hiding (quasi-)identifiers) cannot prevent adversaries from learning personal information [17]. To solve the problem, researchers propose methods to share those datasets with privacy guarantees, e.g., location datasets [31], but existing works has not addressed the issue of sharing genomic datasets in a reproducible and privacy-preserving manner. In this paper, we solve this problem by proposing a differentially-private scheme that shares genomic datasets with high data utility (when the dataset receiver wants to reproduce a GWAS study that has been conducted using the original version of the corresponding dataset) and privacy.

## 2.2 Privacy-Preserving Dataset Sharing

Differential privacy has become the gold standard for releasing aggregated statistics in a privacy-preserving manner. It adds calibrated noise to the query statistics (e.g., mean or variance). Quite a few works have applied the same methodology to share/release the entire datasets. For example, Chanyaswad et al. [15] apply Gaussian noises in matrix format to sanitize a numerical dataset represented as a table. Ji et al. [30] develop the XOR mechanism to release a binary dataset by using noise attributed to matrix-valued Bernoulli distribution. Andrés et al. [8] consider the release of geo-location datasets by using calibrated Laplace noises and achieving geo-indistinguishability (a variant of differential privacy).

However, directly injecting noises into a dataset of interest usually leads to utility degradation. Thus, there are also attempts to share datasets by synthesizing them under differential privacy guarantees. For example, Li et al [34] propose a scheme that generates synthetic datasets by concerning pair-wise marginal distribution of features and auxiliary information. Zhang et al. [59] synthesize datasets using Bayesian networks, where conditional probabilities are noisy and protected under differential privacy. Gursoy et al. [24] release synthetic datasets of location trajectories by designing an algorithm that combines four noisy features extracted from the original dataset. However, one major drawback of synthetic methods is the low upper bound of data utility. This is due to limited access to the original dataset (only those features instead) during synthesizing, which makes it difficult to reach high data utility even if no privacy is enforced during the process.

None of the aforementioned methods can directly address the problem of releasing genomic datasets under differential privacy due to the categorical nature of genomic data (i.e., SNPs are represented as 0, 1, or 2) and the sensitivity of genomic research outcomes. To the best of our knowledge, no existing work shares genomic datasets (instead of statistics) in a differentially private manner while maintaining a reasonable level of data utility. Thus, we are motivated to develop a genomic dataset sharing scheme with high utility guarantees in this work.

## 2.3 Genomic Privacy

Genomic privacy has become one of the most interesting topics after several papers reveal privacy concerns for genomic data. Lin et al. [37] claim that 75% independent SNPs are enough to distinguish one individual from others, while Homer et al. [26] successfully determine the presence of a victim in a group (e.g., having a same phenotype) by analyzing aggregate statistics and the victim's genomic data. Since the encryption-based approaches[9, 12] are often inefficient concerning computational and communication cost, and deploying such approaches is hardly practical, differential privacy is heavily adopted to protect genomic privacy. Uhler et al [54] propose a method for releasing GWAS statistics (e.g.,  $\chi^2$ ), and Yu et al. [58] improve this work by allowing arbitrary number of case and control individuals while considering auxiliary information. Yilmaz [57] et al. consider the correlations between SNPs and propose dependent local differential privacy for releasing individual genomic records. Yet, it only works for individual genomic sequences and cannot

be extended to dataset sharing. Our approach publishes entire genomic datasets under differential privacy with high dataset utility and GWAS statistics.

## 3 BACKGROUND

In this section, we cover some preliminary knowledge of the paper, including genomic basics, differential privacy and its applications.

### 3.1 Genomic Data

Genes are sections of DNA sequences that determine a trait other characteristics, while an allele is a version of the same gene. The major allele denotes the allele that occurs in the majority of the population, while the minor allele means the less frequent one. Single Nucleotides Polymorphism (SNP) is the most common genetic variation. Each SNP represents a difference of nucleotides at a certain position, and each variant should be found in at least 1 percent of the population to be classified as a SNP [7]. More than 600 million SNPs have been found by scientists in global populations. A SNP value represents the number of minor alleles at a position, and it can be 0, 1, or 2 due to the double-helix structure of the DNA sequence [44]. Please refer to Section 5.1 for more detailed discussion about SNP data and how to encode it while considering the biological properties.

### 3.2 Genome-Wide Association Studies

Genome-wide association studies (GWAS) are a popular method to analyze the correlations between genetic variations and a specific trait/phenotype [13, 18, 32, 52]. In a common GWAS setting, individuals are divided into the case and control groups based on whether each individual exhibits a certain characteristic or not. A contingency table is then calculated to represent the statistical SNP information between the two groups, as shown in Table 1. Here,  $S_i$  denotes the number of the individuals in the case group having a SNP value that is equal to  $i$  at a particular SNP position,  $R_i$  is the count in the control group, and  $n$  is the total number in both case and control groups. For instance, if the target phenotype is lactose intolerance, then  $S_2 = 10$  means 10 individuals with lactose intolerance have two minor alleles at that position. Some typical indicators in GWAS come from the  $\chi^2$  test and the odds ratio test, which we go through in detail in Section 6.2.

**Table 1: A contingency table of size  $3 \times 2$ .**

	Genotype			Total
	0	1	2	
Case	$S_0$	$S_1$	$S_2$	$S$
Control	$R_0$	$R_1$	$R_2$	$R$
Total	$t_0$	$t_1$	$t_2$	$t$

### 3.3 Differential Privacy

Differential privacy offers strong privacy guarantees for personal sensitive information in datasets, and thus the attacker cannot draw any conclusions about the unperturbed data by observing the output from the differentially-private algorithm. In differential privacy, neighboring datasets  $D$  and  $D'$  denote two datasets that only differ in one data record by insertion, deletion, or modification.

**DEFINITION 1 (DIFFERENTIAL PRIVACY).** [19] For any neighboring datasets  $D, D'$  that differ in one data record, we consider a randomized algorithm  $\mathcal{M}$   $\epsilon$ -differentially private if for any subset of the outputs  $\mathcal{S} \subseteq \text{Range}(\mathcal{M})$

$$\frac{\Pr(\mathcal{M}(D) \in \mathcal{S})}{\Pr(\mathcal{M}(D') \in \mathcal{S})} \leq e^\epsilon.$$

The parameter  $\epsilon$  is the privacy budget that denotes how much privacy is leaked by the algorithm  $\mathcal{M}$ . Smaller  $\epsilon$  values denote less privacy loss and thus stronger protection, while  $\epsilon = \infty$  means no privacy at all. Differential privacy satisfies two propositions: composability and immunity to post-processing. We introduce the two terms in Proposition 1 and 2.

**PROPOSITION 1 (COMPOSABILITY).** [19] If  $\mathcal{M}_1, \mathcal{M}_2, \dots, \mathcal{M}_n$  are  $n$  algorithms that satisfy  $\epsilon_1, \epsilon_2, \dots, \epsilon_n$ -differential privacy, respectively, an algorithm  $\mathcal{G}$  releasing  $\mathcal{M}(\mathcal{D})_1, \mathcal{M}(\mathcal{D})_2, \dots, \mathcal{M}(\mathcal{D})_n$  is  $\sum_{i=1}^n \epsilon_i$ -differentially private.

**PROPOSITION 2 (IMMUNITY TO POST-PROCESSING).** [19] Let  $\mathcal{M}$  be an algorithm running on a dataset  $D$  that satisfies  $\epsilon$ -differential privacy. Any mapping function  $\mathcal{F}$  without knowing the private dataset  $D$  is still  $\epsilon$ -differentially private.

These two propositions imply a considerable potential in the application of differential privacy. According to composability, one guarantees differential privacy with an aggregate privacy budget of multiple differentially private algorithms. After that, one can post-process the outputs of these algorithms at will without violating the privacy guarantee, as long as only those outputs are considered, which is claimed by post-processing immunity. Our proposed approach includes two differentially private mechanisms, i.e., the XOR mechanism and the Laplace mechanism, and also implements an algorithm that operates on the outputs of the methods, which also satisfies differential privacy.

**3.3.1 The Laplace Mechanism.** A numerical query maps a dataset  $D$  to a vector  $\mathbb{R}^k$  of fixed size. Sensitivity denotes the maximum difference of the query's output when a record enters or leaves the dataset. For a numerical query  $\eta$ ,  $l_1$  sensitivity is used, i.e.,

$$\Delta f = \max_{D, D'} \|\eta(D) - \eta(D')\|_1,$$

where  $D$  and  $D'$  are neighboring datasets and  $\|\cdot\|_1$  denotes the  $l_1$  norm. The most common approach to offering privacy guarantee for numerical queries is the Laplace mechanism, which simply introduces controlled noise into the query's actual outputs. More precisely, the Laplace mechanism first pulls  $k$  independent and identically distributed (i.i.d.) random variables  $r_1, r_2, \dots, r_k$  sampled from the Laplace distribution  $Lap(\sigma)$  with mean equal to 0 and scale parameter  $\sigma = \frac{\Delta f}{\epsilon}$ . Then the mechanism  $\mathcal{M}$  gives the output as  $\hat{\eta}(D) = \eta(D) + (r_1, r_2, \dots, r_k)$ .

**3.3.2 The XOR Mechanism.** For completeness, we revisit the definition and privacy guarantee of the XOR mechanism [30].

**DEFINITION 2 (XOR MECHANISM).** Given a binary- and matrix-valued query  $\eta$ , which maps a dataset to a binary matrix, i.e.,  $\eta : D \rightarrow \{0, 1\}^{N \times P}$ , the XOR mechanism is defined as

$$\text{XOR}(\eta(D), \mathcal{B}) = \eta(D) \oplus \mathcal{B},$$

where  $\oplus$  is the XOR operator, and  $\mathcal{B} \in \{0, 1\}^{N \times P}$  is a binary matrix noise attributed to the matrix-valued Bernoulli distribution with quadratic exponential dependence structure, i.e.,

$$\mathcal{B} \sim \text{Ber}_{N,P}(\Theta, \Lambda_{1,2}, \dots, \Lambda_{N-1,N}).$$

The probability density function (PDF) of this distribution is shown in (8) in Appendix A.

**REMARK 1.** In the context of our study,  $\eta(D)$  can be interpreted as encoding the genomic dataset into binary values, thus, each row of  $\eta(D)$  is the binary representation of the SNP sequence of a specific individual. The benefits of adopting the matrix-valued Bernoulli distribution in (8) arise from that it can characterize various dependency of genomic data. In particular, entries in the parametric matrix  $\Theta$  can be used to model the dependency among individuals (e.g., due to kinship), and entries in  $\Lambda_{ij}$  are able to model the dependency among SNPs (e.g., due to inherent correlation) (more detailed discussion is deferred to Section 5.1). In fact, this distribution has been adopted in quite a few bioinformatics studies, e.g., family members are examined for the presence of multiple diseases (model as correlated multivariate binary data) in epidemiology [11], and in toxicology, it is utilized to study the probability of offspring of treated pregnant animals become teratogenic [33].

Similar to the classical differentially privacy output perturbation mechanisms (like Gaussian or Laplace mechanisms), which attain privacy guarantee by constraining the parameter of the considered distributions (i.e., Gaussian or Laplace distribution), the XOR mechanism also achieves privacy guarantee by controlling the parameters in the distribution provided in (8). A sufficient condition for the XOR mechanism to achieve  $\epsilon$ -differential privacy is recalled as follows.

**THEOREM 1.** The XOR mechanism achieves  $\epsilon$ -differential privacy of a matrix-valued binary query if  $\Theta$  and  $\Lambda_{i,j}$  satisfy

$$s_f \left( \|\lambda(\Theta)\|_2 + \sum_{i=1}^{N-1} \sum_{j=i+1}^N \|\lambda(\Lambda_{i,j})\|_2 \right) \leq \epsilon, \quad (1)$$

where  $s_f$  is the sensitivity of the binary- and matrix-valued query, and  $\|\lambda(\Theta)\|_2$  and  $\|\lambda(\Lambda_{i,j})\|_2$  are the  $l_2$  norm of the vectors composed of eigenvalues of  $\Theta$  and  $\Lambda_{i,j}$ , respectively.

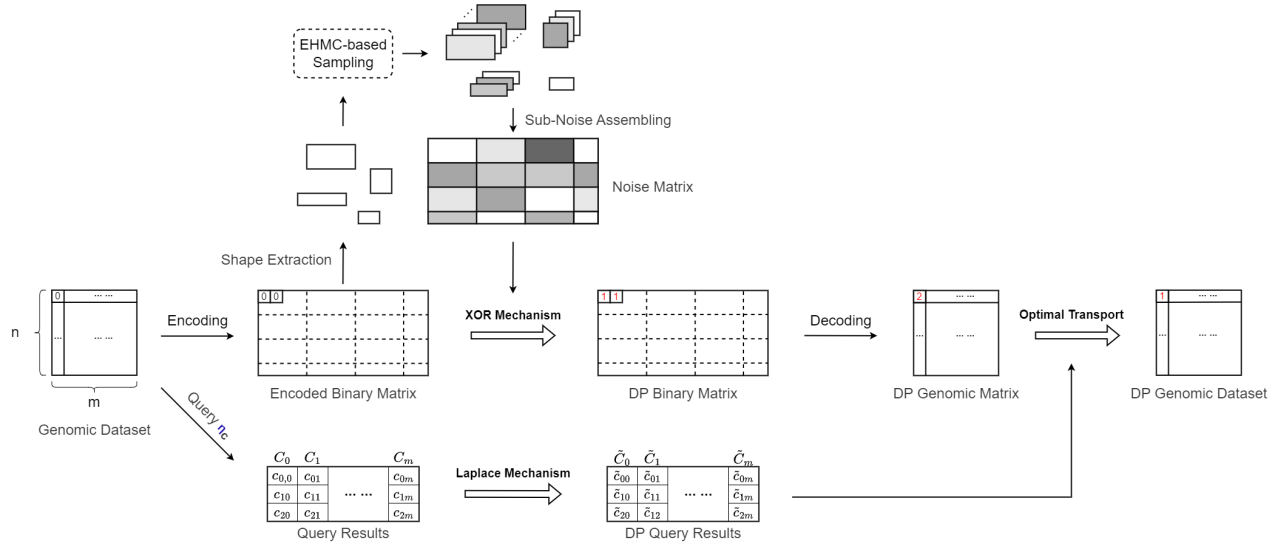
In Section 5.1, we will discuss how to obtain  $s_f$  when considering binarized genomic dataset. In practice, it is computationally prohibitive to evaluate the normalization constant (see (8)) in the PDF of the matrix-valued Bernoulli distribution, thus, to sample from it, an Exact Hamiltonian Monte Carlo (EHMC) [47]. More details about the parameter setting is deferred to Section 6.3.

## 4 SYSTEM SETTING

In this section, we introduce our system model, the workflow of our proposed scheme, and the threat model.

### 4.1 System Model

We consider two parties involved in our system: a researcher and a verifier. The researcher has some research findings on a genomic dataset and wants to share the dataset for reproducibility, while a verifier wants to reproduce the research findings. The verifier can be the reviewers in a peer review publication or any other researcher



**Figure 1: The system workflow.** 1) Encode the genomic dataset  $D$  to binary form  $D^b$ . 2) Divide the binary matrix into sub-matrices and record the shapes with their counts. 3) Generate noise matrices of the shapes using Exact Hamiltonian Monte Carlo (EHMC)-based sampling. 4) Construct the whole noise matrix by randomly assigning the sub-noise matrices. 5) Produce the private matrix  $\hat{D}^b$  using the XOR mechanism. 6) Decode  $\hat{D}^b$  to  $\hat{D}$ . 6) Calculate the query results  $C$  of  $\eta_c$  and apply Laplacian noise to each result as  $\tilde{C}$ . 7) Perform optimal transport on  $\hat{D}$  based on  $\tilde{C}$  and generate  $D'$  as the shared dataset.

**Table 2: Symbols and notations.**

Notations	Descriptions
$n$	number of individuals in the dataset $D$
$m$	number of SNPs in the dataset $D$
$D$	genomic dataset
$D^b$	Encoded genomic dataset in binary form
$\hat{D}^b$	noisy binary matrix shared by the XOR mechanism
$\hat{D}$	private genomic dataset after decoding
$D'$	shared dataset
$\epsilon_x$	privacy budget of the XOR mechanism
$\epsilon_c$	privacy budget of count query $\eta_c$
$\mathcal{K}$	genomic alphabet, i.e., $\{0, 1, 2\}$

who wants to reproduce the results for validation or comparison. Since direct sharing the genomic datasets causes privacy issues, the researcher should apply a privacy-preserving scheme on the dataset and share the sanitized dataset instead of the original one. On the other side, the verifier performs the researcher's experiments on the received dataset and check if similar results can be obtained. Assume the researcher shares some GWAS findings, e.g.,  $\chi^2$  values belonging to significant SNPs, and claims such SNPs are statistically significant, which means those SNPs have the lowest  $p$ -values among all SNPs for the trait under study. The verifier wants to reproduce this GWAS result. However, concerning noise introduced by the privacy-preserving mechanism, the verifier understands the experiment results will not be identical, and thus will need to tolerate some loss, i.e., relaxing the experiment setting. For instance, if the researcher reports 100 SNPs that are the most statistically significant, the verifier may calculate the top-120 SNPs on the shared dataset and check what percentage of the reported 100 SNPs remains in the 120-SNP set. If the percentage is higher than a threshold, the verifier approves the research finding. Otherwise, the verifier considers it as suspicious and may request further experiment details and/or an official investigation (i.e. the research dataset after IRB approval, which may take some time).

## 4.2 Overview of Proposed Genomic Dataset Sharing Scheme

The proposed workflow is outlined in Figure 1. Our approach utilizes two differentially private mechanisms: the XOR mechanism on the dataset, and the Laplace mechanism on the SNP value distributions. By combining the outputs from these mechanisms, we are able to share a sanitized dataset.

The motivation behind this design is to address the limitations of existing methods. Perturbation-based mechanisms often modify too many data points, resulting in a loss of utility. Although some methods claim to have high data utility, they are still limited to binary datasets [30] instead of genomic datasets. On the other hand, releasing statistics can reduce noise levels, but these methods are not able to share the entire dataset.

Our intention is to use a perturbation-based mechanism to share a noisy dataset, and then boost GWAS reproducibility by injecting statistical information (i.e., SNP value distribution). The following steps are taken in the proposed scheme: First, we encode the genomic dataset into a binary matrix, where each SNP is represented using two bits while considering the biological property (discussed in Section 5.1). Next, we perturb the binary matrix using the XOR mechanism and regenerate the genomic data by decoding the noisy matrix. The noise distribution parameters are determined by taking advantage of a public available genomic dataset of the same nature to preserve the inherent correlation among SNPs. Observing utility degradation from noise addition, we restore data utility by injecting statistics from the original data in a privacy-preserving manner. In particular, for each SNP position  $j$ , we issue a query that counts the values at that position and protect those query results by the Laplace mechanism. After obtaining a noisy genomic dataset and a set of noisy count query results, we share the final dataset by combining them. Specifically, we adjust some values in the dataset to match the noisy distribution, using optimal transport [3].

### 4.3 Threat Model

We assume the researcher is trusted. The researcher holds the original genomic dataset and will not expose it. While implementing the privacy mechanism, the researcher will not leak any information other than the shared genomic dataset, where such information includes the original dataset and all the intermediate data generated during privacy enhancement. We assume the verifier can be malicious and is curious about the original dataset. The malicious verifier, i.e., the attacker, may perform membership inference attacks (MIAs) to learn whether a target victim is a member of the noisy genomic dataset that is shared by the researcher. Based on the fact that individuals in a genomic dataset often share a common feature (e.g., trait or disease), if the victim is in the dataset, there exists high confidence that it also has this trait/disease. For instance, suppose that the researcher shares a dataset consisting of heart disease patients. By knowing the target's genomic sequence, the attacker can perform MIAs to predict whether the target exists in the dataset or not. If the result shows that the target is more likely to be a member of the dataset, the attacker concludes that it has heart-related diseases.

We assume the attacker has access to the following knowledge from the researcher: (i) the shared dataset from the researcher and (ii) the trait/disease that the individuals in the dataset share, e.g., heart disease in the previous example. In addition, the attacker can utilize auxiliary knowledge to construct a reference dataset where individuals do not have such trait/disease to launch MIAs. Such knowledge is usually publicly available online, e.g., the 1000 Genomes project [1] maintained by International Genome Sample Resource (IGSR), which collects human genetic variations and shares them publicly. Knowing this information, the attacker constructs the reference dataset as follows. First, the attacker collects the SNPs, the positions of which are the same in the shared dataset, from the researcher. Then, given a victim's genomic records, the attacker can run inference attacks based on the shared dataset and the reference dataset to infer membership of the victim.

We consider two types of MIAs: the Hamming distance test and machine learning (ML)-based methods. In what follows, we introduce these attacks in detail.

**4.3.1 Hamming Distance Test.** The Hamming distance test (HDT) is considered as the one of the most powerful MIAs against genomic dataset without using any learning techniques [25]. It leverages the pairwise Hamming distance between genomic sequences in the case group (received from the researcher and subject to perturbation to achieve privacy guarantee) and control group (i.e., the reference dataset that is constructed from publicly available datasets). In particular, for each individual  $i$  in the shared dataset (i.e., the case group), the malicious client first calculates individual  $i$ 's Hamming distances with all individuals in the control group, and then records the minimum Hamming distance (MHD) for individual  $i$ . The malicious client then collects all MHDs for individuals in the case group and selects a threshold  $\gamma_h$  following 5% false positive rate. When identifying a victim, the malicious client calculates the minimum Hamming distance between the victim's sequences and all individuals in the control group. If the minimum Hamming distance is lower than the threshold  $\gamma_h$ , the target victim is considered a member of the case group, and vice versa.

**4.3.2 Machine Learning (ML)-based MIAs.** Machine learning has been one of the most popular approaches in recent years, and they have also been widely used in genomic areas [20, 35, 43, 49]. We assume the attacker uses two machine learning-based MIAs: random forest (RF) [48] and support vector machine (SVM) [46]. To perform the two machine learning-based MIAs, the attacker trains the models using both the positive samples (from the shared dataset) and the negative samples (from the reference dataset). The attacker predicts if the targeted victim is in the shared dataset or not by inputting the victim's genomic sequence to the model.

## 5 METHODOLOGY

In this section, we present our scheme in detail. In Section 5.1, we discuss how we generate noise matrices and apply to a genomic dataset. In Section 5.2, we explain how we restore GWAS reproducibility using statistical information from the original dataset. We further introduce our improvement for the XOR mechanism that speeds up the entire scheme.

### 5.1 Perturbing the Genomic Dataset Under Differential Privacy

In binary data, each data point has two states (0 and 1), while genomic data have three (0, 1, and 2) (see Section 3.2). We encode SNP values to 2 bits following Table 3 and generate a new binary matrix  $D^b \in \{0, 1\}^{n \times 2m}$ . Thus, we convert our problem to sharing a differentially private binary dataset in order to preserve the utility of the shared dataset by leveraging the biology properties of the SNPs data (discussed in Section 5.1.1). We consider perturbing the SNP data at the bit level instead of at the entry level, because they are categorical data, and directly perturbing their values independently via local differential privacy will lead to significant utility loss. Although some differentially private mechanisms, such as [15, 38], consider dependency among data records in the noise generation process, they essentially inject continuously valued Gaussian or Laplace noises to the data, and also degrade the utility of categorical data even with post-processing steps, e.g., projecting to the original data domain.

Besides, representing the SNPs at the bit level also captures the biological property. To be more specific, each individual has two alleles for each SNP locus, and each of these alleles is inherited from one parent. SNP value 0 (encoded as '00') means none of the parents has a minor allele at that locus; SNP value 1 (encoded as '01') means either of the parents has a minor allele at that locus; and SNP value 2 (encoded as '11') means both of the parents has a minor allele at that locus. Hence, the encoding presented in Table 3 naturally counts the number of minor allele of an individual's parents.

**Table 3: Encoding and decoding metric between genomic and binary data.**

Genomic		Binary
0	≡	00
1	≡	01
2	≡	11

After encoding the SNPs into binary bits, we resort to the XOR mechanism [30] to perturb the binarized SNP dataset. The XOR mechanism perturbs the binary SNP data as  $\hat{D}^b = D^b \oplus B$ , where

$D^b$  is the original binary SNP dataset,  $\hat{D}^b$  is the result after perturbation,  $\oplus$  is the XOR operation, and  $B \in \{0, 1\}^{n \times 2m}$  is the binary noise sampled from the matrix-valued Bernoulli distribution. The parameters in the distribution are calibrated using  $\epsilon$  and the sensitivity ( $s_f$ ) of the binary encoding of  $D$  and  $D'$  ( $D \sim D'$ ). Here,  $D \sim D'$  denotes that  $D$  and  $D'$  are neighboring genomic dataset that differ only by the genomic sequence of a single individual. Mathematically, we have

$$s_f = \sup_{D, D'} \|D^b \oplus D'^b\|_F^2. \quad (2)$$

$\|\cdot\|_F^2$  denotes the Frobenius norm, and  $s_f$  essentially counts the number of maximum different entries of the binary encoded  $D$  and  $D'$ . After we generate a noisy binary matrix  $\hat{D}^b$ , we decode it back into a noisy genomic dataset  $\hat{D}$  following Table 3.

**5.1.1 Motivation of Adopting XOR Mechanism.** The XOR mechanism is a good fit for our scenario, because (1) it can directly generate binary noise matrix attributed to the matrix-valued Bernoulli distribution with quadratic exponential dependence structure [39]; and (2) the dependence structure can be used to characterize various correlations among the encoded SNPs, e.g., entries of  $\Theta$  (see the PDF in Equation 8 in Appendix A) are known as the “feature-association” [30, 39]. They model the correlation between columns of  $D^b \in \{0, 1\}^{n \times 2m}$ , which represents the inherent correlation between the SNPs [45]. In addition, entries of  $\Lambda_{ij}$  are known as the “object-association”, and they can model the correlations between rows  $i$  and  $j$  of  $D^b$ , which represents the kinship [28]. If the genomic dataset contains SNP sequences of family members,  $\Lambda_{ij}$  can be derived using Mendel’s Law. Given the privacy budget  $\epsilon_x$ , by determining the parameters of the distribution ( $\Theta$  and  $\Lambda_{ij}$ ) based on the correlations that are obtained from some publicly available genomic datasets of the same nature, we can preserve the potential correlations among the SNP data entries in the shared dataset.

Our considered dataset in Section 6.1 does not contains any family members<sup>2</sup>, thus, we set  $\Lambda_{ij} = \mathbf{0}^{2m \times 2m}$ . Then, by invoking Theorem 1, we have

$$s_f \|\lambda(\Theta)\|_2 \leq \epsilon, \quad (3)$$

as a sufficient condition to protect the privacy of genomic dataset without kinship correlations. Hence, we only need to calibrate the value of  $\Theta$  to satisfy (Equation 3).

To preserve the inherent correlation among SNPs, we consider a publicly available dataset (which has the same set of SNPs as  $D$ , e.g., the control group in the case-control setup discussed in Section 3.2). We use the log-linear association to model such correlation. In particular, we construct a matrix  $\tilde{\Theta} \in \mathcal{R}^{2m \times 2m}$  with diagonal entries  $\tilde{\theta}_{p,p}$  and non-diagonal entries  $\tilde{\theta}_{p,q}$  ( $p \neq q$ ) calculated as

$$\begin{aligned} \tilde{\theta}_{p,p} &= \log \frac{\Pr(M_p = 0)}{\Pr(M_p = 1)}, p \in [1, 2m] \\ \tilde{\theta}_{p,q} &= \log \frac{\Pr(M_p = 0, M_q = 1) \Pr(M_p = 1, M_q = 0)}{\Pr(M_p = 1, M_q = 1) \Pr(M_p = 0, M_q = 0)}, p, q \in [1, 2m], \end{aligned}$$

<sup>2</sup>Our proposed mechanism can easily be extended when genomic dataset containing family members are available. In this scenario, entries in  $\Lambda_{ij}$  can also be generated similarly by using the log-linear association to preserve the correlations due to kinship.

where  $M$  is the binarized version of a publicly available dataset,  $\Pr(M_p = 0)$  is the frequency of the entries in the  $p$ -th column taking value 0, and similarly  $\Pr(M_p = 0, M_q = 1)$  is the frequency of the tuples whose value is 0 in the  $p$ -th and 1 in the  $q$ -th column. Then, by setting  $\Theta = \frac{\epsilon}{s_f \|\tilde{\Theta}\|_F} \tilde{\Theta}$ , one can verify the sufficient condition of (3) is satisfied. It is noteworthy that in practice, there are infinite number of ways to generate the value of  $\Theta$  and  $\Lambda_{ij}$ ; as long as the sufficient condition in (1) holds,  $\epsilon$ -differential privacy can be attained. In [30], the authors assume  $\Theta$  and  $\Lambda_{ij}$  are positive definite matrices and propose to generate them by solving a very complex optimization problem. In this work, we lift their assumption and generate  $\Theta$  by considering the biological characteristics of SNPs.

## 5.2 Restoring Utility of GWAS Reproducibility

The XOR mechanism achieves differential privacy on the entry level (i.e., against attribute inference attacks) and preserves high data utility on binary datasets, such as social networks and gray-scale images [30]. However, genomic datasets are non-binary, and they require user-level privacy (i.e., against membership inference attacks), which is more restrictive than entry-level privacy. To mitigate membership inference attack power, we add much noise to the genomic dataset, but it significantly degrades data utility and prevent GWAS reproducibility. Therefore, we introduce a utility restoration process to the scheme.

As introduced in 3.2, GWAS have positive relationship with SNP-wise (column-wise) statistics in the genomic dataset, which means improving SNP-wise statistics (e.g., distribution) can improve GWAS utility in the shared genomic dataset. Therefore, to restore data utility, we intend to inject SNP value distribution from the original dataset into the dataset copy that is generated from the XOR mechanism. In particular, we define a count query  $\eta_c(\cdot, \cdot)$  as  $\eta_c(D, j) = [c_{0j}, c_{1j}, c_{2j}]$ , where  $c_{kj} = \sum_{i=1}^n \mathbf{1}_{D_{ij}=k}$  for  $\forall k \in \mathcal{K}$ ,  $j \in [1, m]$ , and  $c_{kj}$  denotes the number of the individuals having SNP value  $k$  at position  $j$ . We issue the query at each position  $j$  and store the query results as  $\mathbb{C} = \{C_0, C_1, \dots, C_m\}$ , where  $C_j = \{c_{0j}, c_{1j}, c_{2j}\}$  represents the query result at position  $j$ . For instance, assume there are 10 individuals in the genomic dataset. If the observed values for the  $j$ -th SNP are  $[0, 1, 1, 0, 2, 1, 0, 0, 1, 0]^T$ , then the query result is  $C_j = [5, 4, 1]$ . Since  $\mathbb{C}$  also comes from the unperturbed dataset, to ensure privacy, we need to protect it as well. Thus, we apply the Laplace mechanism to each query result  $C_j$  and output a noisy result  $\tilde{\mathbb{C}} = \{\tilde{C}_0, \tilde{C}_1, \dots, \tilde{C}_m\}$ , where  $\tilde{C}_j = [\tilde{c}_{0j} + \xi, \tilde{c}_{1j} + \xi, \tilde{c}_{2j} + \xi]$ ,  $\xi = \text{Lap}(2/\epsilon_c)$ , and  $\text{Lap}(\cdot)$  denotes a noise sampled from the Laplacian distribution. The sensitivity of the count query is 2, which is the maximum difference of the query when an individual is changed. Since the Laplacian distribution has a long-tailed structure, some count results will make no sense, e.g., when the count is negative. To preserve utility, we set those negative values to 0, which does not violate differential privacy due to Proposition 2.

In order to improve data utility of the shared dataset, we use the count results to improve the utility of the perturbed dataset  $\hat{D}$ . Our goal is to make the count results of the noisy dataset  $\hat{D}$ , denoted as  $\tilde{\mathbb{C}}$ , look like  $\mathbb{C}$ . To achieve this, we modify a subset of the SNP values in  $\hat{D}$  such that the count results  $\mathbb{C}'$  of the updated genomic dataset  $D'$  are similar to  $\tilde{\mathbb{C}}$ . Meanwhile, we want to minimize the number of modifications as more modifications introduce more

noise. Recall that in genomic data, the SNP value represents the number of the minor alleles and it has three possible states: 0 (AA), 1 (Aa), and 2 (aa). Thus, we define the cost as  $C_{pq} = |p - q|$  for the change from  $p$  to  $q$ , where  $p, q \in \mathcal{K}$  and want to modify the dataset with minimum total cost.

Then, we construct an optimization problem at each SNP position  $j$ . We consider  $\hat{C}_j$  for  $k \in \mathcal{K}$  and  $\tilde{C}_j$  for  $k \in \mathcal{K}$  as two mass distributions at position  $j$  and we want to find a transport plan  $T^{\mathcal{K} \times \mathcal{K}}$  which moves the mass of  $\hat{C}_j$  to make it resemble  $\tilde{C}_j$ . The total cost is defined as

$$\langle T, C \rangle = \sum_{p=1}^{\mathcal{K}} \sum_{q=1}^{\mathcal{K}} T_{pq} C_{pq},$$

where  $T$  is a transport plan,  $C$  is the total cost, and  $C_{pq} = |p - q|$ . Thus, the optimal transport optimization is formulated as

$$\begin{aligned} \min_T \quad & \langle T, C \rangle \\ \text{s.t.} \quad & \sum_{q=1}^{\mathcal{K}} T_{pq} = \hat{c}_p^{norm} \quad \forall p \in \{0, 1, 2\} \\ & \sum_{p=1}^{\mathcal{K}} T_{pq} = \tilde{c}_q^{norm} \quad \forall q \in \{0, 1, 2\} \\ & T_{pq} \geq 0 \quad \forall (p, q) \in \{0, 1, 2\} \times \{0, 1, 2\}, \end{aligned}$$

where the mass distributions  $\tilde{C}_{kj}^{norm}$  and  $\hat{C}_{kj}^{norm}$  are computed as

$$\tilde{C}_{kj}^{norm} = \frac{\tilde{c}_{kj}}{|\tilde{C}_j|}, \quad \hat{C}_{kj}^{norm} = \frac{\hat{c}_{kj}}{|\hat{C}_j|}, \quad k \in \mathcal{K}. \quad (4)$$

Here,  $\tilde{c}_{kj}$  and  $\hat{c}_{kj}$  are the number of SNP value  $k$  at position  $j$  in the noisy count results  $\tilde{C}$  and the noisy dataset  $\hat{C}$ , respectively.  $T$  is essentially a joint mass distribution at each position  $j$  ( $\sum_p \sum_q T_{pq} = 1, \forall j$ ) whose row- (or column-) wise marginalization is the marginal distribution of SNP taking value  $p$  (or  $q$ ) at position  $j$ .

This one-dimensional optimization problem can be solved using optimal transport (OT) [55]. In transportation theory, optimal transport aims to minimize the cost while performing a mass moving task to transfer the distribution from one to the other, which exactly fits to our need. The procedure of the transportation in our approach at position  $j$  can be described as follows. First, we get the noisy count  $\tilde{C}_j$  and the count  $\hat{C}_j$  on  $\hat{D}$ . After noise addition, the total count  $|\tilde{C}_j|$  is not necessarily equal to  $|\hat{C}_j|$ . Thus, in the second step, we normalize the count results following Equation 4. Third, we calculate the transportation plan  $T^{\mathcal{K} \times \mathcal{K}}$  using the normalized counts by optimal transport, where  $T_{pq}$  denotes the number of SNP value  $p$  (normalized) that should be changed to  $q$ . Then, we change the SNP values based on  $T_{pq}$ , i.e., we transfer  $\lfloor T_{pq} \times \sum_k \hat{c}_{kj} \rfloor = \lfloor T_{pq} \times n \rfloor$  balls from bucket  $p$  to  $q$ . In practice, we use the existing Python package[22] to calculate this one-dimensional optimal transport.

### 5.3 Accelerating the XOR Mechanism for Sharing of Genomic Datasets

While implementing the proposed approach, we find that the approach is time inefficient for large genomic datasets. We attribute the poor behavior to high time complexity of the EHMC-based sampling in the XOR mechanism. Although the implementation of

EHMC-based sampling is simple, high time complexity is one of its disadvantages [47] as MC-based sampling scheme often scales quadratically in time complexity, i.e.,  $O(n^2 p^2)$  (here  $n$  and  $p$  are the number of individuals and SNPs in the dataset, respectively) for EHMC-based sampling in the XOR mechanism. In practice, a genomic dataset may contain hundreds of thousands of features (SNPs), which makes it impractical for the researcher to prepare the shared dataset. Additionally, the encoding process (as introduced in Section 5.1) doubles the dataset size. Thus, directly applying the XOR mechanism is impossible.

From the above example, it is clear that time inefficiency significantly prevents the approach from real-life usage. In the original work [30], the authors proposed a heuristic approach to address this issue. Specifically, instead of directly generating the entire large scale binary noise matrix, they divide the matrix into non-overlapping sub-matrices, generate the sub-matrices independently using their allocated privacy budget, and then assemble them to obtain the desired large scale binary noise matrix. Note that the overall privacy leakage follows the parallel composition theorem [41, 51], i.e., the result of the assembled matrix is  $\epsilon_{\max}$ -differentially private, where  $\epsilon_{\max}$  is the maximum privacy budget assigned to the sub-matrices. The heuristic approach divides a large matrix ( $n \times m$ ) into multiple smaller sub-matrices of size  $n_s \times m_s$ , which decreases the time cost from  $O(n^2 m^2)$  to  $O(\frac{nm}{n_s \times m_s} n_s^2 \times m_s^2)$ . It generates  $\lceil \frac{np}{n_s \times p_s} \rceil$  copies of binary noise of size  $n_s \times p_s$  and then performs XOR operations to each sub-matrix of the original matrix. The heuristic approach increases generation speed, but it is still slow for genomic datasets. For instance, when we run the XOR mechanism on a genomic dataset with 9091 SNPs and 60 individuals, it takes around 15 hours to finish the generation of the  $60 \times 18182$  binary noise matrix. When the number of SNPs increase to 56792 and the number of individuals increase to 400, the time cost becomes too high to be handled on a 20-core multithreading high performance computing node with 320 hours' wall time. Thus, we further improve this process by only generating at most  $c_s$  times for a set of sub-matrices that share the same input parameters and put them into a candidate pool. For each sub-matrix, we randomly sample (with replacement) one from the candidate pool and do XORing. By doing so, we significantly accelerate the most time-consuming part of the XOR mechanism, i.e., EHMC-based sampling, and make it practical on large datasets. Note that as discussed in Section 5.1, the parameter  $\Theta$  is determined by utilizing the inherent correlation among SNPs measured in a public genomic dataset of the same nature, thus, after decomposing  $D^b$  into sub-matrices, the corresponding parameter  $\Theta_{p_s \times p_s}$ 's (for each binary noises) are also generated by first partitioning the public dataset ( $M$ ) identically with  $D^b$ , and then evaluating the empirical correlation among SNPs of the corresponding sub-matrices of  $M$ .

**PROPOSITION 3.** *The proposed genomic dataset sharing scheme is  $(\epsilon_x + \epsilon_c)$ -differentially private.*

**PROOF.** Generation of genomic datasets using the XOR mechanism follows  $\epsilon_x$ -differential privacy, and extracting count results satisfies  $\epsilon_c$ -differential privacy. Other intermediate steps, e.g., decoding and optimal transport, are executed on differentially-private



data without access to the original values, thus also satisfying differential privacy due to immunity to post-processing (Proposition 2). Based on sequential composition of the two differentially-private methods (Proposition 1), we can achieve the conclusion stated in the above Proposition.  $\square$

## 6 EVALUATION

We implement our approach on two real-life genomic datasets extracted from the OpenSNP [6] project and compare it with two existing privacy-preserving dataset sharing approaches, i.e., DPSyn [34] and PrivBayes [59], both of which are the winning solutions of *NIST Differential Privacy Synthetic Data Challenge* [5] in 2018. We analyze the performance of our approach from four perspectives: GWAS reproducibility, other data utility metrics, robustness against membership inference attacks, and time complexity. We first evaluate the performance on GWAS reproducibility compared to two existing methods. Then, we examine utility of the proposed scheme for other utility metrics (to show that the proposed scheme can also be used for data analysis in addition to reproducibility) through experiments. In terms of privacy, we assess the robustness against several membership inference attacks introduced in Section 4.3, i.e., the Hamming distance test and machine learning-based attacks. We further inspect the time complexity and compare it with the two existing methods. We show that our proposed sharing scheme outperforms the existing methods.

### 6.1 Dataset

We use the OpenSNP dataset [6] in the experiments. To show general performance of the proposed approach, we select two datasets, each of which has i.e., lactose intolerance and eye color, from the OpenSNP dataset and build a separate dataset for each. The lactose dataset includes 9091 SNPs of 60 individuals who are lactose intolerant. The eye color dataset is a large one with 28396 SNPs among 401 individuals who have brown eyes.

### 6.2 Evaluation Metrics

Here, we discuss the evaluation metrics used in the experiments, i.e., GWAS reproducibility, other (secondary) utility metrics for data analysis, and robustness against membership inference attacks.

**6.2.1 GWAS Reproducibility.** For GWAS reproducibility, we focus on two GWAS statistics, i.e., the  $\chi^2$  test and the odds ratio test. The  $\chi^2$  test examines whether there is statistically significant difference in the frequencies between the two groups. The odds ratio test quantifies the associations between a phenotype/disease and a specific SNP position using ratio of the odds. We first calculate the odds ratio as shown in Equation 5.

$$OR = \frac{(S_1 + S_2)/(R_1 + R_2)}{S_0/R_0} = \frac{R_0(S_1 + S_2)}{S_0(R_1 + R_2)}. \quad (5)$$

Then, we calculate the 95% confidence interval as  $\exp(\ln(OR) \pm 1.96 \times SE\{\ln(OR)\})$ , and  $SE\{\ln(OR)\} = \sqrt{\frac{1}{S_1+S_2} + \frac{1}{S_0} + \frac{1}{R_1+R_2} + \frac{1}{R_0}}$ , where  $\exp(\cdot)$  is the exponential function and  $SE(\cdot)$  is the standard error of the log odds ratio. After that, we compute the standard normal deviation (z-value) as  $\frac{\ln(OR)}{SE\{\ln(OR)\}}$ , and the  $p$ -value is the area of the normal distribution that is outside  $\pm z$ .

The GWAS reproducibility experiment is designed as follows. First, we run the test and calculate the  $p$ -value for each SNP. Second, we consider the  $\omega$  most significant SNPs concerning  $p$ -value as the researcher's discoveries. As mentioned in Section 4.1, we use a relaxed metric to tolerate the introduced noise. In particular, we check the percentage of the  $\omega$  SNPs that remains among the  $\frac{\omega}{\xi}$  most significant SNPs in the shared dataset, which is referred to as the SNP retention ratio. The verifier trusts the researcher and agrees that the discoveries are reproducible if retention ratio is high. Otherwise, the verifier flags it as suspicious and may ask for further investigation.

**6.2.2 Other Data Utility Metrics.** Apart from our main objective, i.e., GWAS reproducibility, we also evaluate the performance of the proposed scheme in terms of other utility metrics for different data analysis tasks. For this, we consider metrics such as average point error, average sample error, mean error, and variance error. Such metrics show how much the integrity and statistics of the original dataset is preserved while sharing it with other researchers. We explain these metrics in the following.

**Average Point Error.** Average point error denotes entry-level difference between two datasets. Given two datasets  $D$  and  $D'$  of the same size  $n \times m$ , we count the mismatched entries and define point error as

$$Error_p = \left( \sum_i^n \sum_j^m \mathbf{1}_{D_{ij} \neq D'_{ij}} \right) / (n \times m). \quad (6)$$

**Average Sample Error.** Average sample error measures the distance between each pair of samples between two datasets. We use  $l_1$  norm to calculate the distance between each sample pair normalized by the number of SNP in the datasets, which is

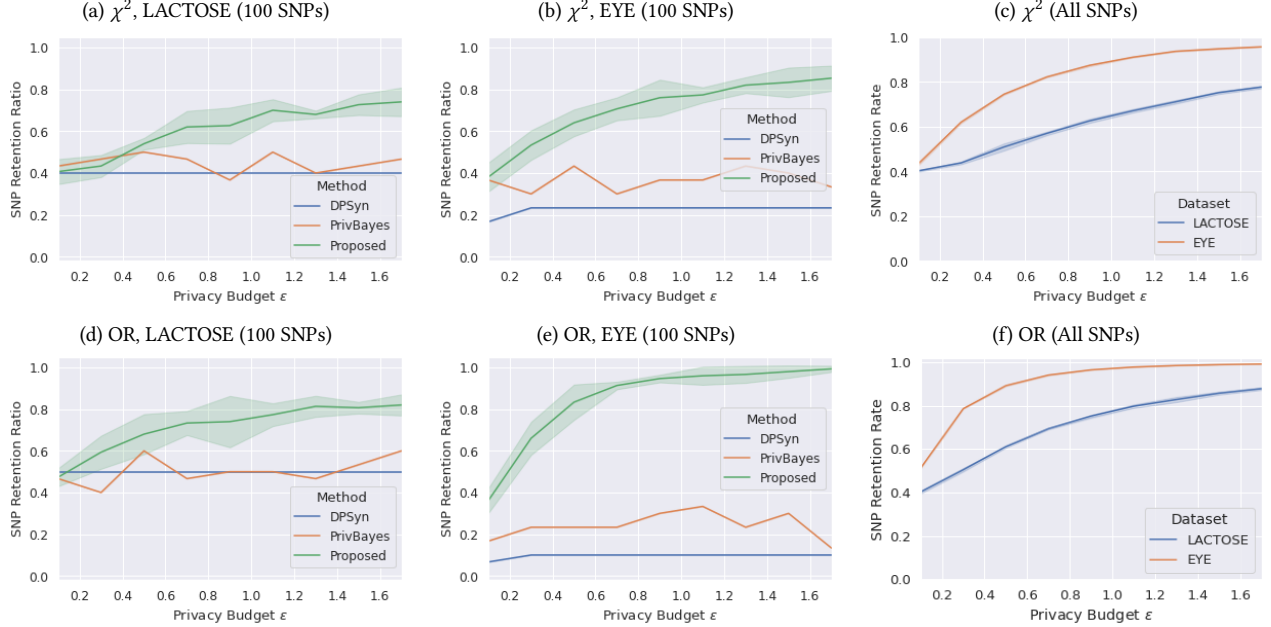
$$Error_s = \left( \sum_i^n \sum_j^m |D_{ij} - D'_{ij}| \right) / (n \times m). \quad (7)$$

**Mean and Variance Error.** We evaluate mean and variance between the two datasets and calculate the difference. Note we show absolute difference of mean and variance without normalization as the SNP domain, i.e.,  $\{0, 1, 2\}$ , is limited.

**6.2.3 Privacy Risks against MIAs.** For privacy risk against membership inference attacks, we follow the threat model in Section 4.3 and analyze multiple attacks, i.e., the Hamming distance attack and machine learning-based attacks. We use recall as the accuracy metric as we only focus on protecting the individuals that have a trait/disease in the shared dataset. For each ML-based attack, we train a model using some number of individuals from the shared dataset and the same number of individuals from a reference dataset, which contains randomly selected individuals from the OpenSNP dataset except for the ones in the shared dataset. Then, we evaluate the power using the individuals that are not included during the training process.

## 6.3 Experiment Setup

Unless specified, we use the following parameters throughout the experiments. Privacy budgets are chosen depending on the size of the dataset. We allocate privacy budget  $\epsilon$  to two differentially



**Figure 2: Comparisons of different approaches with regard to two GWAS reproducibility tests, i.e., the  $\chi^2$  test (shown as “ $\chi^2$ ”) and the odds ratio test (shown as “OR”). (a), (b), (d), and (e) are evaluated on the datasets with 100 SNPs, while (c) and (f) are conducted on the entire dataset. SNP retention ratio is the percentage of the top  $\omega$  SNPs in the original dataset  $D$  that remains among the top  $\frac{\omega}{\zeta}$  in the shared dataset  $D'$ , where  $\omega = 0.3 * m$  and  $\zeta = 0.8$ . “LACTOSE” and “EYE” denotes the lactose and the eye color dataset, respectively.**

private mechanism, i.e., DPSyn [34] and PrivBayes [59], by setting  $\epsilon_x = 0.25 * \epsilon_c$ . We set sub-matrix size  $n_s = m_s = 10$ . The two parameters influence the running time of sub-noise matrix generation and also determine the size of  $\Theta$  and the value of  $s_f$  in Theorem 1 (in particular (3)). In fact,  $n_s$  and  $m_s$  can be arbitrarily selected; as long as (1) holds,  $\epsilon$ -differentially private sharing of the genomic dataset is attained. The maximum number of the copies in generation is  $c_s = 10$ . We set  $\omega = 0.3 * m$  and  $\zeta = 0.8$  for GWAS reproducibility test, where  $m$  denotes the number of SNPs in the shared dataset.

We implement two existing privacy-preserving dataset sharing approaches, i.e., DPSyn [34] and PrivBayes [59] for comparing the proposed scheme in terms of GWAS reproducibility, other data utility metrics, and robustness against membership inference attacks. On the other hand, we found out that when DPSyn and PrivBayes are not scalable (in terms of number of features, e.g., SNPs). In particular, we observe that generating datasets with more than 100 SNPs using DPSyn and PrivBayes fails within a reasonable time. This is due to the fact that the two approaches utilize inter-feature correlations during generation, and having a high number of features (such as SNPs in our case) exponentially increases the computational complexity and hinders generation process. Thus, for comparison, we only select up to 100 SNPs for each dataset. Note that our proposed scheme does not have such a limitation, and we evaluate it considering the entire dataset as well.

## 6.4 GWAS Reproducibility

We show experiment results of GWAS reproducibility in Figure 2.

**6.4.1  $\chi^2$  Test.** We evaluate the performance of our scheme in terms of  $\chi^2$  test reproducibility and show the results in Figures 2a and 2b.

From those figures, we conclude that our proposed approach has a higher SNP retention ratio than the other methods. In particular, when  $\epsilon = 0.1$  or lower, the  $\chi^2$  SNP retention ratio of our scheme is around 0.4 on both datasets, and the ratio of PrivBayes and DPSyn are similar to our scheme (except for the ratio of DPSyn on the eye color dataset, which is lower). When the privacy budget increases, our scheme shows significant increase on retention ratio, while the two existing methods do not improve significantly. For instance, when  $\epsilon$  reaches to 0.7, our scheme has 0.6 retention ratio on the lactose dataset and 0.7 on the eye color dataset, and it significantly outperforms both DPSyn and PrivBayes. When we evaluate the proposed scheme using a larger dataset (that includes 9091 SNPs and 28396 SNPs, respectively), we observe even better results in terms of SNP retention ratio for both datasets, as shown in Figure 2(c). As discussed, we cannot evaluate DPSyn and PrivBayes using the larger dataset due to their limitations. Meanwhile, the results remain the same when we increase the number of the individuals in the shared dataset.

**6.4.2 Odds Ratio Test.** Figures 2d, 2e, and 2f show that the proposed scheme has better performance considering odds ratio test reproducibility compared to the existing methods. In particular, the proposed scheme achieves better retention ratios for all privacy budgets on both datasets, except on the lactose dataset with  $\epsilon = 0.1$  where all three methods behave similarly. With the increase of the privacy budget, we observe consistent increase in the retention ratio of our scheme from 0.45 to 0.82 when the  $\epsilon$  reaches 1.7 on the lactose dataset. For the eye color dataset, the retention ratio increases from 0.38 (when  $\epsilon = 0.1$ ) to 0.99 (when  $\epsilon = 1.7$ ), which shows that better reproducibility occurs if the dataset contains more

individuals. On the other hand, the retention ratio of DPSyn and PrivBayes remain constant and remain significantly worse than what is achieved by the proposed scheme. Similar to before, when we evaluate the proposed scheme using a larger dataset (that includes 9091 and 28396 SNPs in the lactose and the eye color dataset, respectively), we observe that significantly high SNP retention ratios, as before (as in Figure 2f). Increasing individuals does not affect the performance as well.

## 6.5 Other data utility metrics

Apart from GWAS reproducibility, we evaluate the performance of the proposed scheme, along with DPSyn and PrivBayes, considering other data utilities (e.g., to show the potential secondary usage of the shared dataset). For this, we use average point error, average sample error, mean error, and variance error metrics. The results are shown in Table 4. We observe that our scheme outperforms the existing methods in all metrics regardless of the privacy budget. Note that synthetic methods' (DPSyn and PrivBayes) mean errors are close to 0.5. Given the value domain for SNPs ( $\{0, 1, 2\}$ ), a mean error of 0.5 will compromise the SNP distribution, which explains why the two methods suffer from degradation for all utility metrics. The results of these data utility metrics remain unchanged regarding the number of the individuals in the dataset.

## 6.6 Robustness Against Membership Inference Attacks

In Figures 3 and 4, we show the comparisons of the robustness against membership inference attacks (MIAs). We follow Section 4.3 and evaluate the proposed scheme against Hamming distance (HD) attacks, random forest (RF) attacks, and support vector machine (SVM) attacks.

**6.6.1 Hamming Distance-Based MIAs.** The experiment results are shown in Figure 3. The attack power for the proposed scheme remains lower than 0.3 on both datasets regardless of whether the number of SNPs is limited to 100 or not, which means our scheme offers strong protection against the Hamming distance-based attacks. Compared with the existing methods, we observe that all three schemes provide high robustness against hamming distance-based attack. The results are not influenced by the individual count.

**6.6.2 Machine Learning-Based MIAs.** We evaluate the proposed scheme against machine-learning-based attacks in Figures 4a, 4b, 4d, and 4e when using datasets with only 100 SNPs. Figures 4a and 4d show that on the lactose dataset, the proposed scheme has lower privacy risk than DPSyn [34] and PrivBayes [59]. Although the two existing methods have better performance against support vector machine (SVM)-based attacks, as the attacker will use the strongest MIA (which is the RF-based attack in this case), they suffer from significant privacy risk (i.e., almost 1.0 power) against random forest (RF)-based attacks. Similarly on the eye color dataset (in Figures 4b and 4e), the attack powers of SVM-based attacks for the proposed scheme are slightly higher than the other two methods, but the proposed scheme's privacy risk is significantly lower against RF-based attacks (i.e., 0.07 attack power against the proposed scheme and around 1.0 power against the other two schemes). Note that PrivBayes is 100% vulnerable against RF-based attacks when  $\epsilon \in [0.3, 1.3]$ , while the attack power significant decreases after  $\epsilon > 1.3$ .

The decrease can be explained as follows. The eye color dataset contains 28396 SNPs and we only choose 100 out of them. Therefore, the SNPs that are actually related to the decision of eye color are more likely to be absent compared to the lactose dataset. PrivBayes preserves high-dimensional information based on those irrelevant SNPs when privacy budget is high, and then the random forest model utilizes them, finally resulting in significant decrease in attack power. In ML-based attacks, increasing the number of the individuals will not change the performance of the attack model.

As discussed, typical GWAS datasets include thousands or hundreds or thousands of SNPs and increasing dimensionality makes machine learning-based MIAs much less accurate due to curse of dimensionality [2]. To demonstrate that our scheme achieves high protection against ML-based MIAs for large datasets, we implement our scheme on the entire eye color dataset with 401 individuals and 28396 SNPs. Figure 4c shows the experiment results. The dashed lines represent attacking on the original dataset without privacy guarantees and they serve as the baseline results for each of the ML-based attacks. We can see that the SVM-based attacks are effectively mitigated by the proposed scheme, with attack power only reaching to 0.4 when the privacy budget is high. Meanwhile, the attack power of RF-based attacks are consistently low, around 0.01 in most cases. This shows that the proposed scheme successfully mitigates ML-based attacks for large genomic datasets that include thousands of SNPs.

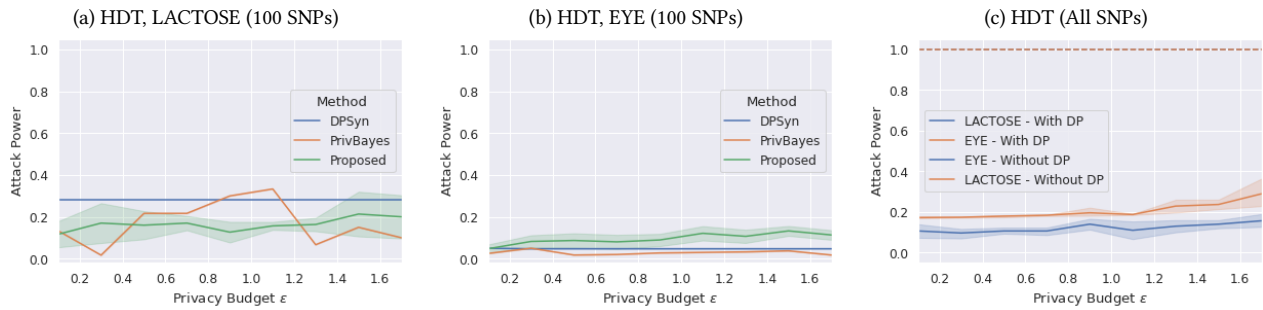
## 6.7 Analysis of Time Cost

We compare the time complexity between our scheme and the two other methods (DPSyn and PrivBayes) on the lactose dataset. The results are shown in Figure 5. We observe that the proposed scheme shows almost constant time cost (184 seconds for 25 SNPs and 202 seconds for sharing the entire dataset with 9091 SNPs). On the other hand, the time cost of DPSyn and PrivBayes explodes exponentially with the increase of the number of SNPs. They cannot finish generating a shared dataset within the maximum duration allowed for a clustering node if the number of SNPs is larger than 150. Thus, we conclude that the proposed scheme achieves better performance in time complexity.

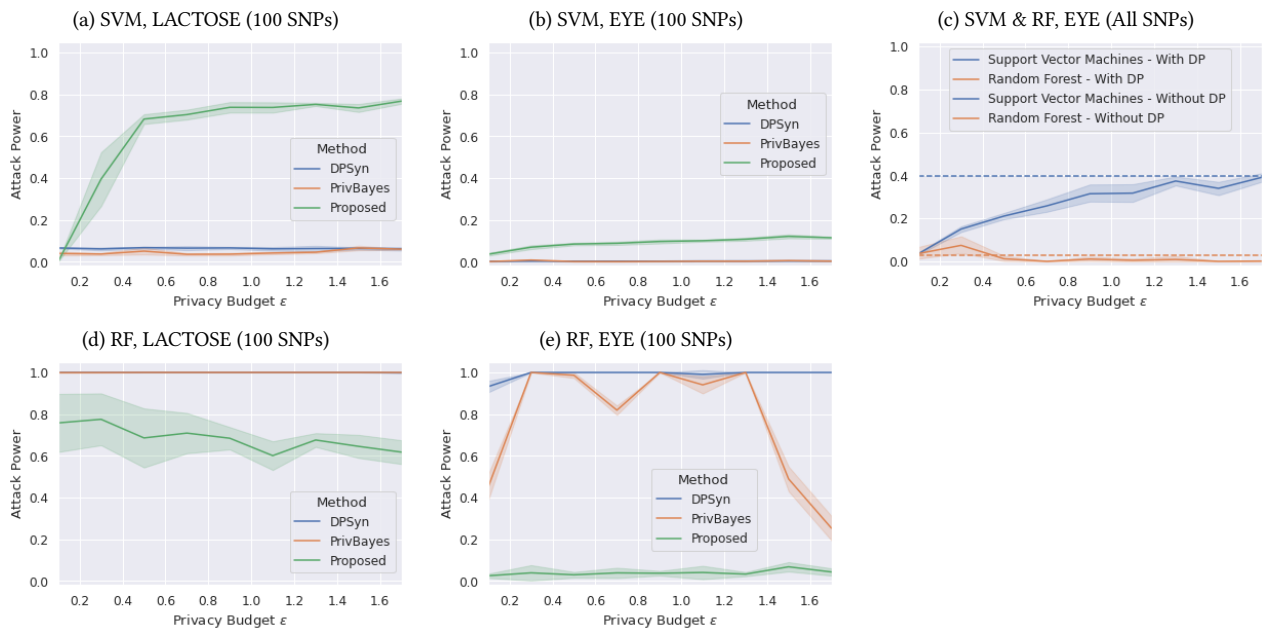
## 7 CONCLUSION

In this paper, we have proposed a novel scheme that shares genomic datasets in a privacy-preserving manner for reproducibility of genomic research outcomes. We have first implemented a state-of-the-art XOR mechanism with encoding and decoding techniques to generate differentially private datasets. We have extracted differentially-private count results from the original dataset and used them to improve GWAS reproducibility of the shared dataset using optimal transport. Furthermore, we have significantly accelerated the dataset generation method of the XOR mechanism. We have shown that the proposed approach outperforms existing methods concerning GWAS reproducibility, other data utility metrics, and robustness against membership inference attacks.

In future work, we will work on increasing reproducibility for genomic studies apart from GWAS, such as transcriptome-wide association study, genetic epidemiology, and gene-environment interaction. We will also explore the feasibility of applying the



**Figure 3: Comparisons of different approaches with regard to Hamming distance attacks on the lactose (“LACTOSE”) and the eye (“EYE”) dataset. (a), (b), (d), and (e) are evaluated using only 100 SNPs, while (c) is on the entire dataset. The dashed lines on (c) are the baseline attack power if the dataset is not protected under our scheme.**



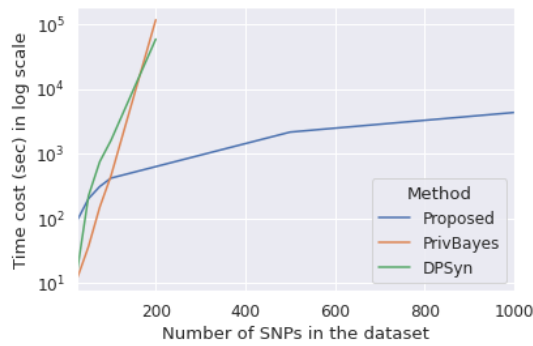
**Figure 4: Comparisons of different approaches with regard to two machine-learning-based membership inference attacks (MIAs). “SVM” and “RF” denote support vector machine-based and random forest-based MIAs, respectively. (a), (b), (d), and (e) are evaluated using only 100 SNPs, while (c) is on the entire dataset. The dashed lines on (c) are the baseline attack power if the dataset is not protected under our scheme.**

		$\epsilon = 0.3$			$\epsilon = 0.7$			$\epsilon = 1.1$			$\epsilon = 1.5$		
		Proposed	DPSyn	PrivBayes	Proposed	DPSyn	PrivBayes	Proposed	DPSyn	PrivBayes	Proposed	DPSyn	PrivBayes
LACTOSE	Point Error	<b>0.95</b>	1.29	1.30	<b>0.85</b>	1.29	1.28	<b>0.77</b>	1.29	1.29	<b>0.68</b>	1.29	1.26
	Sample Error	<b>0.56</b>	0.84	0.85	<b>0.48</b>	0.84	0.84	<b>0.43</b>	0.84	0.84	<b>0.37</b>	0.84	0.83
	Mean Error	<b>0.06</b>	0.50	0.51	<b>0.03</b>	0.50	0.48	<b>0.01</b>	0.50	0.49	<b>0.01</b>	0.50	0.47
	Variance Error	<b>0.02</b>	0.26	0.19	<b>0.02</b>	0.26	0.18	<b>0.01</b>	0.26	0.19	<b>0.01</b>	0.26	0.20
EYE	Point Error	<b>0.51</b>	1.07	0.97	<b>0.47</b>	1.07	1.03	<b>0.43</b>	1.07	0.99	<b>0.40</b>	1.07	0.94
	Sample Error	<b>0.30</b>	0.71	0.64	<b>0.26</b>	0.71	0.67	<b>0.24</b>	0.71	0.67	<b>0.22</b>	0.71	0.61
	Mean Error	<b>0.01</b>	0.54	0.46	<b>0.00</b>	0.54	0.49	<b>0.00</b>	0.54	0.49	<b>0.00</b>	0.54	0.41
	Variance Error	<b>0.02</b>	0.31	0.23	<b>0.01</b>	0.31	0.21	<b>0.01</b>	0.31	0.24	<b>0.00</b>	0.31	0.24

**Table 4: Evaluation of the shared datasets (generated using three dataset sharing mechanisms under differential privacy) considering other data utility metrics. Bold values represent better results.**

shuffling scheme [16] to generate differentially private genomic datasets. Additionally, we will consider the problem of achieving

both liability and privacy guarantees during genomic dataset sharing by incorporating dataset fingerprinting techniques [27, 29] into our framework.



**Figure 5: Time cost of the proposed scheme, DPSyn [34], and PrivBayes [59].**

## REFERENCES

- [1] 2022. 1000 Genomes. <https://www.internationalgenome.org/>. [Online; accessed May-22-2022].
- [2] 2022. Curse of dimensionality. [https://en.wikipedia.org/wiki/Curse\\_of\\_dimensionality](https://en.wikipedia.org/wiki/Curse_of_dimensionality). [Online; accessed May-22-2022].
- [3] 2022. An Introduction to Optimal Transport. [https://indico.cern.ch/event/845380/attachments/1915103/3241592/Dvurechensky\\_lectures.pdf](https://indico.cern.ch/event/845380/attachments/1915103/3241592/Dvurechensky_lectures.pdf). [Online; accessed May-22-2022].
- [4] 2022. "Is eye color determined by genetics?". <https://medlineplus.gov/genetics/understanding/traits/eyecolor/>. [Online; accessed May-22-2022].
- [5] 2022. NIST 2018: Differential Privacy Synthetic Data Challenge. <https://www.nist.gov/ctf/pscr/open-innovation-prize-challenges/past-prize-challenges/2018-differential-privacy-synthetic>. [Online; accessed Dec-24-2022].
- [6] 2022. The OpenSNP Project. <https://opensnp.org/>. [Online; accessed May-22-2022].
- [7] 2022. "What are single nucleotide polymorphisms (SNPs)?" <https://medlineplus.gov/genetics/understanding/genomicresearch/snp/>. [Online; accessed May-22-2022].
- [8] Miguel E Andrés, Nicolás E Bordenabe, Konstantinos Chatzikokolakis, and Catuscia Palamidessi. 2013. Geo-indistinguishability: Differential privacy for location-based systems. In *Proceedings of the 2013 ACM SIGSAC conference on Computer & communications security*. 901–914.
- [9] Mikhail J Atallah, Florian Kerschbaum, and Wenliang Du. 2003. Secure and private sequence comparisons. In *Proceedings of the 2003 ACM Workshop on Privacy in the Electronic Society*. 39–44.
- [10] C Glenn Begley and John PA Ioannidis. 2015. Reproducibility in science: improving the standard for basic and preclinical research. *Circulation research* 116, 1 (2015), 116–126.
- [11] Rebecca A Betensky and Alice S Whittemore. 1996. An analysis of correlated multivariate binary data: Application to familial cancers of the ovary and breast. *Journal of the Royal Statistical Society: Series C (Applied Statistics)* 45, 4 (1996), 411–429.
- [12] Marina Blanton, Mikhail J Atallah, Keith B Frikken, and Qutaibah Malluhi. 2012. Secure and efficient outsourcing of sequence comparisons. In *European Symposium on Research in Computer Security*. Springer, 505–522.
- [13] Rita M Cantor, Kenneth Lange, and Janet S Sinsheimer. 2010. Prioritizing GWAS results: a review of statistical methods and recommendations for their application. *The American Journal of Human Genetics* 86, 1 (2010), 6–22.
- [14] Christopher S Carlson, Michael A Eberle, Mark J Rieder, Joshua D Smith, Leonid Kruglyak, and Deborah A Nickerson. 2003. Additional SNPs and linkage-disequilibrium analyses are necessary for whole-genome association studies in humans. *Nature genetics* 33, 4 (2003), 518–521.
- [15] Thee Chanyaswad, Alex Dytso, H Vincent Poor, and Prateek Mittal. 2018. Mvg mechanism: Differential privacy under matrix-valued query. In *Proceedings of the 2018 ACM SIGSAC Conference on Computer and Communications Security*. 230–246.
- [16] Albert Cheu, Adam Smith, Jonathan Ullman, David Zeber, and Maxim Zhilyaev. 2019. Distributed differential privacy via shuffling. In *Annual International Conference on the Theory and Applications of Cryptographic Techniques*. Springer, 375–403.
- [17] Yves-Alexandre De Montjoye, César A Hidalgo, Michel Verleysen, and Vincent D Blondel. 2013. Unique in the crowd: The privacy bounds of human mobility. *Scientific reports* 3, 1 (2013), 1–5.
- [18] Laramie E Duncan, Michael Ostacher, and Jacob Ballon. 2019. How genome-wide association studies (GWAS) made traditional candidate gene studies obsolete. *Neuropsychopharmacology* 44, 9 (2019), 1518–1523.
- [19] Cynthia Dwork. 2008. Differential privacy: A survey of results. In *International conference on theory and applications of models of computation*. Springer, 1–19.
- [20] Michael Fernandez and Diego Miranda-Saavedra. 2012. Genome-wide enhancer prediction from epigenetic signatures using genetic algorithm-optimized support vector machines. *Nucleic acids research* 40, 10 (2012), e77–e77.
- [21] Ronald A Fisher. 1936. The use of multiple measurements in taxonomic problems. *Annals of eugenics* 7, 2 (1936), 179–188.
- [22] Rémi Flamary, Nicolas Courty, Alexandre Gramfort, Mokhtar Z. Alaya, Aurélie Boisbunon, Stanislas Chambon, Laetitia Chapel, Adrien Corenflos, Kilian Fatras, Nemo Fournier, Léo Gautheron, Nathalie T.H. Gayraud, Hicham Janati, Alain Rakotomamonjy, Ievgen Redko, Antoine Rolet, Antony Schutz, Vivien Seguy, Danica J. Sutherland, Romain Tavenard, Alexander Tong, and Titouan Vayer. 2021. POT: Python Optimal Transport. *Journal of Machine Learning Research* 22, 78 (2021), 1–8. <http://jmlr.org/papers/v22/20-451.html>
- [23] Steven N Goodman, Daniele Fanelli, and John PA Ioannidis. 2016. What does research reproducibility mean? *Science translational medicine* 8, 341 (2016), 341ps12–341ps12.
- [24] Mehmet Emre Gursory, Ling Liu, Stacey Truex, and Lei Yu. 2018. Differentially private and utility preserving publication of trajectory data. *IEEE Transactions on Mobile Computing* 18, 10 (2018), 2315–2329.
- [25] Anisa Halimi, Leonard Dervishi, Erman Ayday, Apostolos Pyrgelis, Juan Ramón Troncoso-Pastoriza, Jean-Pierre Hubaux, Xiaoqian Jiang, and Jaideep Vaidya. 2022. Privacy-Preserving and Efficient Verification of the Outcome in Genome-Wide Association Studies. *Proceedings on Privacy Enhancing Technologies* 2022 (07 2022), 732–753. <https://doi.org/10.56553/popets-2022-0094>
- [26] Nils Homer, Szabolcs Szlinger, Margot Redman, David Duggan, Waibhav Tembe, Jill Muehling, John V Pearson, Dietrich A Stephan, Stanley F Nelson, and David W Craig. 2008. Resolving individuals contributing trace amounts of DNA to highly complex mixtures using high-density SNP genotyping microarrays. *PLoS genetics* 4, 8 (2008), e1000167.
- [27] Tianxi Ji, Erman Ayday, Emre Yilmaz, and Pan Li. 2021. Privacy-Preserving Database Fingerprinting. <https://doi.org/10.48550/ARXIV.2109.02768>
- [28] Tianxi Ji, Erman Ayday, Emre Yilmaz, and Pan Li. 2021. Robust fingerprinting of genomic databases. In *30th International Conference on Intelligent Systems for Molecular Biology (ISMB'21)*. Oxford University Press, Oxford, England.
- [29] Tianxi Ji, Erman Ayday, Emre Yilmaz, and Pan Li. 2022. Robust Fingerprinting of Genomic Databases. *arXiv preprint arXiv:2204.01801* (2022).
- [30] Tianxi Ji, Pan Li, Emre Yilmaz, Erman Ayday, Yanfang Ye, and Jinyuan Sun. 2021. Differentially private binary-and matrix-valued data query: an XOR mechanism. *Proceedings of the VLDB Endowment* 14, 5 (2021), 849–862.
- [31] Yuzhou Jiang, Emre Yilmaz, and Erman Ayday. 2022. Differentially Private Fingerprinting for Location Trajectories. *arXiv preprint arXiv:2204.04792* (2022).
- [32] Arthur Korte and Ashley Farlow. 2013. The advantages and limitations of trait analysis with GWAS: a review. *Plant methods* 9, 1 (2013), 1–9.
- [33] Myrto Lefkopoulou, Dirk Moore, and Louise Ryan. 1989. The analysis of multiple correlated binary outcomes: application to rodent teratology experiments. *J. Amer. Statist. Assoc.* 84, 407 (1989), 810–815.
- [34] Ninghui Li, Zhikun Zhang, and Tianhao Wang. 2021. Dpsyn: Experiences in the nist differential privacy data synthesis challenges. *arXiv preprint arXiv:2106.12949* (2021).
- [35] Dan Lin, Xin Yin, Xianlong Wang, Peng Zhou, and Feng-Biao Guo. 2013. Re-annotation of protein-coding genes in the genome of *Saccharomyces cerevisiae* based on support vector machines. *PLoS One* 8, 7 (2013), e64477.
- [36] Xihong Lin. 2020. Learning Lessons on Reproducibility and Replicability in Large Scale Genome-Wide Association Studies. *Harvard Data Science Review* 2, 4 (dec 16 2020). <https://hdsr.mitpress.mit.edu/pub/yo5mh9o4>.
- [37] Zhen Lin, Art B Owen, and Russ B Altman. 2004. Genomic research and human subject privacy. , 183–183 pages.
- [38] Changchang Liu, Supriyo Chakraborty, and Prateek Mittal. 2016. Dependence Makes You Vulnerable: Differential Privacy Under Dependent Tuples.. In *NDSS*, Vol. 16. 21–24.
- [39] Gianfranco Lovison. 2006. A matrix-valued Bernoulli distribution. *Journal of Multivariate Analysis* 97, 7 (2006), 1573–1585.
- [40] Wainer Lusoli. 2020. *Reproducibility of Scientific Results in the EU: Scoping report*. Publications Office of the European Union.
- [41] Frank D McSherry. 2009. Privacy integrated queries: an extensible platform for privacy-preserving data analysis. In *Proceedings of the 2009 ACM SIGMOD International Conference on Management of data*. 19–30.
- [42] Adele A Mitchell, Michael E Zwick, Aravinda Chakravarti, and David J Cutler. 2004. Discrepancies in dbSNP confirmation rates and allele frequency distributions from varying genotyping error rates and patterns. *Bioinformatics* 20, 7 (2004), 1022–1032.
- [43] Florian Mittag, Finja Büchel, Mohamad Saad, Andreas Jahn, Claudia Schulte, Zoltan Bochdanovits, Javier Simón-Sánchez, Mike A Nalls, Margaux Keller, Dena G Hernandez, et al. 2012. Use of support vector machines for disease

- risk prediction in genome-wide association studies: Concerns and opportunities. *Human mutation* 33, 12 (2012), 1708–1718.
- [44] Florian Mittag, Michael Römer, and Andreas Zell. 2015. Influence of feature encoding and choice of classifier on disease risk prediction in genome-wide association studies. *PLoS one* 10, 8 (2015), e0135832.
- [45] Muhammad Naveed, Erman Ayday, Ellen W Clayton, Jacques Fellay, Carl A Gunter, Jean-Pierre Hubaux, Bradley A Malin, and XiaoFeng Wang. 2015. Privacy in the genomic era. *ACM Computing Surveys (CSUR)* 48, 1 (2015), 1–44.
- [46] William S Noble. 2006. What is a support vector machine? *Nature biotechnology* 24, 12 (2006), 1565–1567.
- [47] Ari Pakman and Liam Paninski. 2013. Auxiliary-variable exact Hamiltonian Monte Carlo samplers for binary distributions. *Advances in neural information processing systems* 26 (2013).
- [48] Mahesh Pal. 2005. Random forest classifier for remote sensing classification. *International journal of remote sensing* 26, 1 (2005), 217–222.
- [49] Usman Roshan, Satish Chikragoudar, Zhi Wei, Kai Wang, and Hakon Hakonarson. 2011. Ranking causal variants and associated regions in genome-wide association studies by the support vector machine and random forest. *Nucleic acids research* 39, 9 (2011), e62–e62.
- [50] Olga Russakovsky, Jia Deng, Hao Su, Jonathan Krause, Sanjeev Satheesh, Sean Ma, Zhiheng Huang, Andrej Karpathy, Aditya Khosla, Michael Bernstein, Alexander C. Berg, and Li Fei-Fei. 2015. ImageNet Large Scale Visual Recognition Challenge. *International Journal of Computer Vision (IJCV)* 115, 3 (2015), 211–252. <https://doi.org/10.1007/s11263-015-0816-y>
- [51] Josh Smith, Hassan Jameel Asghar, Gianpaolo Gioiosa, Sirine Mrabet, Serge Gaspers, and Paul Tyler. 2021. Making the most of parallel composition in differential privacy. *arXiv preprint arXiv:2109.09078* (2021).
- [52] Vivian Tam, Nikunj Patel, Michelle Turcotte, Yohan Bossé, Guillaume Paré, and David Meyre. 2019. Benefits and limitations of genome-wide association studies. *Nature Reviews Genetics* 20, 8 (2019), 467–484.
- [53] National Academies of Sciences, Engineering, and Medicine et al. 2019. Reproducibility and replicability in science. (2019).
- [54] Caroline Uhlerop, Aleksandra Slavković, and Stephen E Fienberg. 2013. Privacy-preserving data sharing for genome-wide association studies. *The Journal of privacy and confidentiality* 5, 1 (2013), 137.
- [55] Cédric Villani. 2009. *Optimal transport: old and new*. Vol. 338. Springer.
- [56] Yonghui Xiao and Li Xiong. 2015. Protecting locations with differential privacy under temporal correlations. In *Proceedings of the 22nd ACM SIGSAC Conference*

on *Computer and Communications Security*. 1298–1309.

- [57] Emre Yilmaz, Tianxi Ji, Erman Ayday, and Pan Li. 2022. Genomic data sharing under dependent local differential privacy. In *Proceedings of the Twelfth ACM Conference on Data and Application Security and Privacy*. 77–88.
- [58] Fei Yu, Stephen E Fienberg, Aleksandra B Slavković, and Caroline Uhler. 2014. Scalable privacy-preserving data sharing methodology for genome-wide association studies. *Journal of biomedical informatics* 50 (2014), 133–141.
- [59] Jun Zhang, Graham Cormode, Cecilia M Procopiuc, Divesh Srivastava, and Xiaokui Xiao. 2017. Privbays: Private data release via bayesian networks. *ACM Transactions on Database Systems (TODS)* 42, 4 (2017), 1–41.
- [60] Lu Zhang, Qiuping Pan, Yue Wang, Xintao Wu, and Xinghua Shi. 2017. Bayesian network construction and genotype-phenotype inference using GWAS statistics. *IEEE/ACM transactions on computational biology and bioinformatics* 16, 2 (2017), 475–489.

## A PDF OF $\mathcal{B} \sim \text{Ber}_{N,P}(\Theta, \Lambda_{1,2}, \dots, \Lambda_{N-1,N})$

The PDF of this matrix-valued Bernoulli distribution with quadratic exponential dependency is parameterized by matrices  $\Theta, \Lambda_{1,2}, \dots, \Lambda_{N-1,N} \in \mathcal{R}^{P \times P}$  and is expressed as

$$f_{\mathcal{B}}(\mathbf{B}) = C(\Theta, \Lambda_{1,2}, \dots, \Lambda_{N-1,N}) \times \exp \left\{ \text{Tr}[\mathbf{B} \Theta \mathbf{B}^T] + \sum_{i=1}^N \sum_{j \neq i}^N \text{Tr}[\mathbf{J}_{ij} \mathbf{B} \Lambda_{i,j} \mathbf{B}^T] \right\}, \quad (8)$$

where

$$C(\Theta, \Lambda_{1,2}, \dots, \Lambda_{N-1,N}) = \left[ \sum_{\mathbf{B}_k} \exp \left\{ \text{Tr}[\mathbf{B}_k \Theta \mathbf{B}_k^T] + \sum_{i=1}^N \sum_{j \neq i}^N \text{Tr}[\mathbf{J}_{ij} \mathbf{B}_k \Lambda_{i,j} \mathbf{B}_k^T] \right\} \right]^{-1},$$

is the normalization constant,  $\mathbf{B}_k \in \{0, 1\}^{N \times P}$ , and  $\mathbf{J}_{ij}$  is the matrix of order  $N \times N$  with 1 at the  $(i, j)$ -th position and 0 elsewhere.