

PreSTU: Pre-Training for Scene-Text Understanding

Jihyung Kil^{1*} Soravit Changpinyo²
 Xi Chen² Hexiang Hu² Sebastian Goodman² Wei-Lun Chao¹ Radu Soricut²
¹The Ohio State University ²Google Research
 {kil.5, chao.209}@osu.edu
 {schangpi, chillxichen, hexiang, seabass, rsoricut}@google.com

Abstract

The ability to recognize and reason about text embedded in visual inputs is often lacking in vision-and-language (V&L) models, perhaps because V&L pre-training methods have often failed to include such an ability as their training objective. In this paper, we propose PRESTU, a novel pre-training recipe dedicated to scene-text understanding (STU). PRESTU introduces OCR-aware pre-training objectives that encourage the model to recognize text from an image and to connect what is recognized to the rest of the image content. We implement PRESTU using a simple transformer-based encoder-decoder architecture, combined with large-scale image-text datasets with scene text obtained from an off-the-shelf OCR system. We empirically demonstrate the effectiveness of this pre-training approach on four visual question answering and two image captioning benchmarks.

1. Introduction

Understanding the role of text as it appears in the context of a visual scene is important in various real-world applications, e.g., from automatically organizing images of receipts, to assisting visually-impaired users in overcoming challenges related to comprehension of non-Braille writing in their surroundings, to enabling autonomous robots to make safe decisions in environments designed for humans. As a result, scene-text understanding (STU) has received increased attention in vision-and-language (V&L) understanding tasks, such as visual question answering (VQA) [7, 45–47, 49, 57, 66] or image captioning [22, 40, 56], e.g. Figure 1.

We identify two distinct capabilities that models targeting STU must address: (i) *recognizing* text in a visual scene and (ii) *connecting* the text to its context in the scene. Previous solutions that target STU tasks [25, 56, 57, 69] often del-

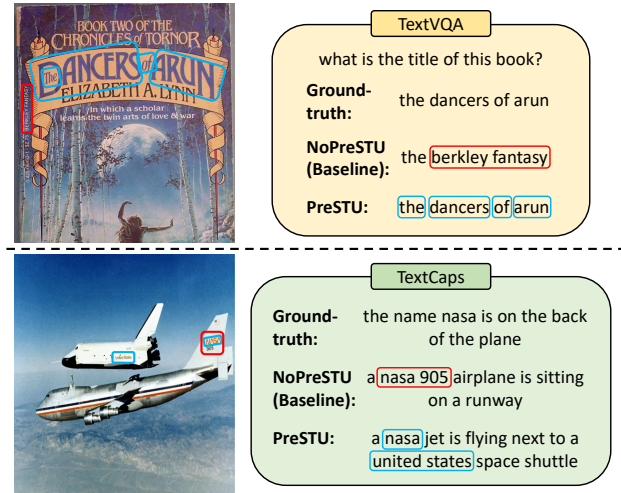


Figure 1. **Example of scene-text understanding (STU) tasks.** NOPRESTU (baseline) and PRESTU share the same V&L model, but PRESTU is pre-trained on our proposed pre-training objectives. Scene texts are highlighted by bounding boxes. Unlike the baseline, PRESTU correctly predicts the title of the book on scene-text VQA (TextVQA [57]) and even generates a more detailed scene-text caption (e.g., “united states space shuttle”) than the ground-truth annotated by humans (TextCaps [56]).

egate scene-text recognition to off-the-shelf OCR (Optical Character Recognition) systems [9, 56] and model the visual context using pre-computed object-detection features. These two streams of information (noisy OCR strings and visual features on detected objects) are used as input into a V&L model. While achieving decent results, these methods heavily rely on the quality of the up-stream OCR system, and lack a direct connection between the text being recognized and a high-fidelity representation of its context.

More concretely, previous methods have not fully explored pre-training objectives that specifically target STU. In general, V&L pre-training objectives (e.g., masked language modeling, image-text matching [43], etc.) have been proven effective for learning and became the go-to approach in V&L research. However, these objectives typically do

* Work done at Google Research.

not require a model to understand the role of text embedded in a visual context. Even in cases of systems that do perform STU pre-training, such as TAP [69], they are built upon the aforementioned pipeline. The drawback we identify with this approach is that the image context is not fully represented, in spite of it being often relevant to understanding the role of the recognized text (see §2).

In this paper, we address such a challenge by incorporating an OCR-aware learning objective in the context of a high-fidelity representation of the image context. To that end, we adopt a Transformer-based [62] encoder-decoder V&L architecture, using a T5 [51] backbone. The model takes both image and text inputs. For the former, we extract fine-tunable visual features directly from image *pixels* using a ViT [17] encoder, rather than adopting frozen visual features from pre-detected objects [52]. For the latter, we concatenate task-specific text tokens (*e.g.*, task prompts) with tokens extracted from an off-the-shelf OCR system, in a manner that allows the model to interpret (via the prompt) the OCR tokens in the context of the image.

Building upon this model, we propose PRESTU, a novel recipe for **Pre-training for Scene-Text Understanding** (Figure 2). PRESTU consists of two main steps. First, it teaches the model to recognize scene text from image pixels and at the same time connect scene text to the visual context. Specifically, given “part” of the scene text in an image, the model is pre-trained to predict the “rest” of the scene text. We call this step SPLITOCR. Second, it teaches the model to further strengthen the connection between scene text and visual context by pre-training with OCR-aware downstream tasks (*e.g.*, VQA and CAP). For pre-training, we leverage large-scale image-text resources [7, 11, 54], with the (noisy) scene text extracted by the off-the-shelf OCR system.

We validate PRESTU on four VQA (ST-VQA [7], TextVQA [57], VizWiz-VQA [21], VQAv2 [18]) and two image captioning benchmarks (TextCaps [56] and VizWiz-Captions [22]). Our OCR-aware objectives SPLITOCR, VQA, and CAP are significantly beneficial. For instance, compared with strong baselines which takes OCR signals as input, we observe more than 10% absolute gain on TextVQA and 42 CIDEr point gains on TextCaps (Figure 1). Finally, we conduct comprehensive experiments to understand which factors contribute to effective STU pre-training. In summary, our contributions are as follows:

- We propose PRESTU, a simple and effective pre-training recipe with OCR-aware objectives designed for scene-text understanding (§3).
- We show that these objectives consistently lead to improved scene-text understanding on six diverse downstream VQA and image captioning tasks (§4.1).
- We perform detailed analyses to understand the effect of our design choices on STU performance (§4.2).

2. Related Work

Scene-Text Understanding. Most early STU works [9, 24, 26, 27, 38, 42] have merely focused on Optical Character Recognition (OCR). We instead focus on scene-text understanding (STU) in the context of V&L tasks: visual question answering (VQA) [7, 57] and image captioning [56]. As we mentioned in §1, the most common approach to these STU tasks is to fuse pre-extracted object detection features [52] with off-the-shelf OCR signals as additional input [6, 23, 25, 29, 56, 57]. These works often focus on developing architectures and modeling techniques to deal with specific challenges on particular downstream STU tasks, including dealing with noisy OCR signals, enabling the generation of rare words, or incorporating the geometric information of the OCR texts within the scene. Our work, on the other hand, focuses on pre-training general-purpose STU models. At the same time, we use a simple architecture that comes with several modeling advantages (§3.1), including replacing pre-extracted object detection features with a fine-tunable ViT component [17] that encodes image pixels so as to fully represent the visual context.

V&L Pre-Training for STU. Conventional V&L pre-training works [2, 11, 12, 37, 39, 43, 44, 58, 61, 72] are vast but often do not consider the role of scene text in its visual context. Here we focus on the most relevant works that address this and/or works that demonstrate strong results on the STU benchmarks that we consider (§3.3).

One line of works incorporates OCR signals explicitly for pre-training [6, 13, 69]. The most representative work here is Text-Aware Pre-Training (TAP) [69]. TAP considers two conventional V&L objectives: a visual-region variant of masked language modeling (MLM) and image-text matching (ITM), largely inspired by [16, 43], as well as the objective that predicts the relative (spatial) position (RPP) of two OCR texts. Further, TAP considers multiple datasets for pre-training, including a scene-text-heavy subset of images in the Conceptual Captions dataset [54]. Together, this pre-training recipe leads to substantial gains on STU tasks. Inspired by this, our work follows this direction. However, we explore other STU objectives. We also do not resort to Faster R-CNN [52] object detection features as in TAP. We compare TAP in more details in §4.1.3.

The other line of works is OCR-free. One way to achieve this is to exploit learning signals from non-traditional image data sources in V&L research such as via simulators [33, 36]. For example, Pix2Struct [36] uses Web pages associated with C4 [51] and introduces predicting screen-shot parses as an objective. While promising, this approach often does not work well on natural images. Recently, extremely large image-text models have also shown promising results on STU tasks. For instance, both GIT [65] (681M parameters with 0.8B data size) and Flamingo [1] (80B pa-

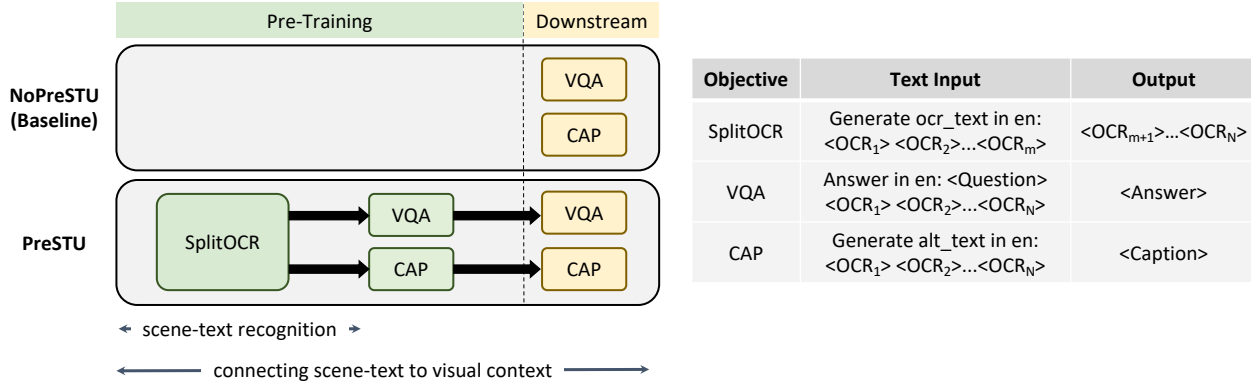


Figure 2. **Our proposed pipeline.** Left: Comparison between PRESTU and NoPRESTU (baseline) we want to compare against. Green denotes the PRESTU pre-training phase and yellow the downstream/fine-tuning phase. SPLITOCR encourages scene-text recognition as well as the learning of the connection between scene text and its visual context; VQA and CAP further strengthen that connection. Right: The text input and output for each objective. All objectives utilize OCR signals. See Figure 3 for the architecture of PRESTU.

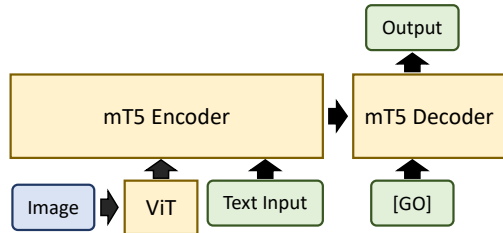


Figure 3. **V&L model architecture used in all of our experiments.** We use a simple transformer-based encoder-decoder (pre-trained ViT [17] + mT5 [68]) transforming image and text inputs to the text output. Green boxes correspond to text input/output. The blue box corresponds to visual input. The yellow boxes correspond to model blocks. See Figure 2 for the input-output pairs for different objectives.

rameters with 2.3B data size) establish strong results on STU tasks, despite having no explicit STU objectives. However, it would require an analysis of their (private) training data and a prohibitive amount of resources to conduct “ablation” experiments to pinpoint what contributes to such strong results. Our study offers a complementary perspective to this OCR-free approach by pushing the limit of OCR-heavy approach further than before and conducting more thorough experiments at a smaller scale. We will compare with both GIT and Flamingo in §4.1.3 and show that our approaches can even outperform their models on some tasks.

3. PreSTU: Pre-Training for Scene-Text Understanding

Figure 2 provides an overview of PRESTU OCR-aware objectives and their input-output format. In what follows, we first describe our starting point: model architecture and OCR signals (§3.1). Then, we describe our recipe for pre-

training (§3.2), including the objectives, SPLITOCR, VQA, and CAP (§3.2.1), and data sources (§3.2.2). Finally, we describe the fine-tuning stage and target benchmarks (§3.3).

3.1. Setup

V&L model architecture. Our main architecture is illustrated in Figure 3. We start from an encoder-decoder V&L architecture which unifies image-to-text (e.g., image captioning) and image+text-to-text (e.g., VQA) tasks. The pre-trained vision encoder is ViT-B/16 [17], and the pre-trained language encoder-decoder is mT5-Base [68]. Specifically, ViT is a transformer-based encoder which takes a sequence of image patches as input, pre-trained on an image classification task. mT5 is a multilingual variant of text-to-text transformers T5 [51], pre-trained on a massive multilingual text corpus with the span corruption objective. See more details in the supplementary material.

This starting point leads to modeling advantages over existing model architectures for STU tasks in §2. First, we believe that understanding the role of OCR text in the visual context is much easier from image pixels, making ViT a natural choice. Second, mT5 uses wordpiece vocab to encode and decode text tokens, thus a certain level of robustness to the noise in the input OCR texts come with it by default. On the other hand, M4C [25] and TAP [69], for instance, resort to a more complicated solution of using fastText [8] and Pyramidal Histogram of Characters (PHOC) features [3] to encode texts. Third, mT5 is an encoder-decoder model, thus the ability to generate open-ended text also comes with it by default. This makes it suitable for general image captioning and scene-text VQA where the answers tend to be out-of-vocab. In contrast, LoRRA [57], M4C [25], and TAP [69] still treat VQA as answer vocab-based classification, and thus resort to copy mechanisms [20, 73] for dynamically expanding the answers for TextVQA. In sum-

mary, our model is built upon well-developed vanilla uni-modal building blocks in vision and NLP, making it easily reproducible. Such a design choice also allows us to develop less model-dependent pre-training objectives.

Image resolution. Unless stated otherwise, we use the image resolution of 640x640 in all of our experiments.

OCR signals. We obtain OCR signals from Google Cloud OCR¹ for all pre-training and downstream datasets in our experiments. They come in the form of a set of texts and their corresponding box coordinates in the image (*i.e.*, object detection-like). We order OCR texts based on their locations, top-left to bottom-right and concatenate them with the T5 separator `</s>`. Unless stated otherwise, we use these sorted *silver* OCR texts in all of our experiments.

3.2. Pre-Training Stage

3.2.1 PreSTU Objectives

We consider two sets of OCR-aware pre-training objectives for scene-text understanding.

Task-agnostic objective: SplitOCR. Inspired by the impressive performance of the visual language modeling pre-training objective for image+text-to-text downstream tasks [67], we propose an OCR-aware pre-training objective called SPLITOCR. This objective is designed to be downstream task-agnostic, but focusing on teaching the two core capabilities for STU: recognizing scene text and connecting it to the visual context.

We randomly split the OCR texts into two parts and use the first part as additional input and the second part as a target. Recall that we have ordered the OCR texts based on their locations such that the model can recognize them in a consistent manner. Note that if the splitting point is right at the beginning of the OCR sequence, the model performs a simplified version of the traditional Optical Character Recognition task. In our ablation studies, we will also compare the general SPLITOCR with purely predicting the whole OCR tokens, denoted as OCR in Table 5.

Why SPLITOCR? SPLITOCR equips the model with the abilities to recognize scene text and connecting it to the visual context in a unified, seamless manner. Specifically, operating SPLITOCR upon the “*first part*” of OCR tokens and the image pixels (not pre-extracted global or object detection features) and predicting the “*second part*” of OCR tokens requires the model to (i) identify which *scene text* in the image *still* needs to be recognized, inherently connecting the input *scene text* to its visual context; (ii) perform the OCR *task*, inherently acquiring the scene-text recognition skill.

Task-specific objectives: VQA and CAP. We propose

OCR-aware downstream-task-specific pre-training objectives on top of SPLITOCR. We consider two objectives based on our downstream tasks: (i) VQA that predicts the target answer from the visual question and OCR texts and (ii) CAP that predicts the target caption from the caption prompt and OCR texts. This is similar to previous approaches to STU, except that we encode the image pixels, not features from pre-detected regions.

Why VQA or CAP? Task-specific objectives aim to achieve two goals. First, they further encourage the learning of the relationship between scene text and its visual context through direct interaction between input image pixels and input OCR texts. Second, it eases the knowledge transfer from pre-training to fine-tuning since task-specific objectives share the same input format as that of the downstream tasks (§3.3). See Figure 2 for more details.

We note that, unlike much of the VQA literature [5], we do not treat VQA as a classification task, *i.e.*, vocab-based VQA, in which the top answers of training data are used to define a label space to classify into. We instead adopt the open-ended, generation setting in all of our experiments. This setting has been adopted in some of the recent work [1, 65] and is particularly suitable for scene-text VQA tasks whose target answers can be more open-ended than general VQA. This again highlights the benefits of our architecture choice (§3.1).

3.2.2 Pre-Training Data

Our main pre-training data is CC15M, the union of two popular image-text datasets: Conceptual Captions (CC3M) [54] and Conceptual 12M (CC12M) [11].² CC3M consists of 3.3M $\langle \text{image}, \text{caption} \rangle$ pairs, obtained by processing raw alt-text descriptions from the Web. CC12M extends CC3M by relaxing its over-restrictive filtering pipeline. We use CC15M for SPLITOCR and CAP pre-training. Note that the captions of CC15M are not used for SPLITOCR and their images are not necessarily scene text-related.

Since CC15M does not have data in the form of visual questions and their answers for us to leverage, we resort to ST-VQA [7]. It is a scene-text VQA dataset whose images are collected from 6 diverse data sources (COCO-Text [64], Visual Genome [35], VizWiz [21], ICDAR [31, 32], ImageNet [14], and IIIT-STR [48]), making it suitable for pre-training. Since there is no official validation set, we follow the split provided by M4C [25], resulting in 23K/26K training/validation VQA examples. We use the training set for pre-training. We use ST-VQA as pre-training data for other VQA benchmarks as well as a downstream benchmark for testing SPLITOCR (§3.3).

¹<https://cloud.google.com/vision/docs/ocr>

²Due to expired URLs, only 13M $\langle \text{image}, \text{caption} \rangle$ pairs are used in our experiments.

3.3. Fine-tuning Stage

In all of our downstream scene-text V&L tasks, the input-output pairs follow the same format as either VQA or CAP (*i.e.*, with OCR text tokens as input.) The only difference from the task-specific pre-training is the training data.

We validate PRESTU on four VQA and two image captioning benchmark datasets. *ST-VQA* [7], *TextVQA* [57], *VizWiz-VQA* [21], *VQAv2* [18], *TextCaps* [56] and *VizWiz-Captions* [22]. *ST-VQA*, *TextVQA*, and *TextCaps* focus solely on STU. *VizWiz-VQA* and *VizWiz-Captions* are for the blind and heavily involve STU. *VQAv2* is a general VQA dataset. See complete details in the supplementary material.

4. Experimental Results

Baselines. We denote by *NO*PRESTU our main baseline. It is the same pre-trained V&L model as PRESTU (*i.e.*, ViT-B16/mT5) but is *not* pre-trained with any of our pre-training objectives. We also include external baselines: TAP [69], Flamingo [1], and GIT [65]. See §2.

Metrics. For VQA tasks, we use the standard VQA accuracy following [57, 65, 69]. It is the average score over nine subsets of the ground-truth ten answers, where each score is: $\min(\frac{\#answer\ occurrences}{3}, 1)$. We additionally use Average Normalized Levenshtein Similarity (ANLS) for *ST-VQA*, which *softly* penalizes the model’s mistakes on scene-text recognition. For image captioning tasks, we use their standard evaluation metrics, including BLEU [50], METEOR [15], ROUGE-L [41], SPICE [4], and CIDEr [63]. We report test results of all benchmarks based on their official evaluation servers³.

4.1. Main Results

The main goal of our experiments is to assess the utility of our pre-training objectives SPLITOCR and VQA/CAP in VQA (§4.1.1) and image captioning (§4.1.2) tasks.

4.1.1 VQA

Table 1 summarizes the main results on VQA test benchmarks including *ST-VQA*, *TextVQA*, *VizWiz-VQA*, and *VQAv2*. SPLITOCR outperforms the baseline without STU pre-training by a large margin on scene-text-heavy VQA tasks, more than +8.8 ANLS on *ST-VQA*, +10.4% on *TextVQA*, and +4.1% on *VizWiz-VQA*. With SPLITOCR→VQA, we slightly but significantly improve the performance further on *TextVQA* and *VizWiz-VQA*, +1.1% and 0.7%, respectively. This result is a strong piece of ev-

idence for the utility and general applicability of our pre-training objectives for improving scene-text understanding.

SPLITOCR and VQA are complementary on scene-text-heavy VQA tasks (*TextVQA* and *VizWiz-VQA*), where each of them alone underperforms SPLITOCR→VQA. Additionally, we observe the first-stage pre-training via SPLITOCR is more beneficial than the second-stage task-specific pre-training VQA. This could be due to the superiority of SPLITOCR or the lack of large-scale scene-text VQA pre-training data, or both. We identify data development for scene-text VQA as an open research question.

Our results also highlight the importance of STU in general and real-world VQA, (*i.e.*, not specially designed for STU). We observe a slight but significant improvement over the baseline on the general VQA benchmark *VQAv2*, and a more significant improvement on *VizWiz-VQA* for the blind and the visually-impaired. We attribute this to a subset of questions that require text recognition and reasoning skills [70]. We believe this is an important step because these questions are considered “hard to learn” or even “outliers” that work against VQA algorithms [30, 60].

4.1.2 Image Captioning

Table 2 summarizes our main results on image captioning tasks, *TextCaps* and *VizWiz-Captions*. Aligned with the VQA results, SPLITOCR significantly improves over the baseline across all evaluation metrics, with SPLITOCR→CAP performing best. The gain is notably 42.2 CIDEr point on *TextCaps*, and 18.4 on *VizWiz-Captions*. Overall, we highlight the usefulness of SPLITOCR across V&L tasks with different input-output formats.

Also aligned with the VQA results, SPLITOCR and CAP are complementary. However, CAP alone is more beneficial than SPLITOCR alone. We attribute this to the availability of web-scale image-text data (with our extracted OCR signals) that is already suitable for CAP pre-training. Despite such a strong CAP model, SPLITOCR still provides an additional benefit.

4.1.3 Comparison to Prior Works

We compare PRESTU against the most relevant or recent state-of-the-art models on STU tasks in Table 3, using the test splits. Overall, PRESTU establishes strong results on all tasks. On *TextVQA*, *ST-VQA*, and *TextCaps*, we outperform TAP [69], a strong approach to STU pre-training. Notably, TAP sees a 16.3 CIDEr point gain on *TextCaps* against its baseline (NonTAP), much lower than our 29.2 gain from SPLITOCR against our baseline (NOPRESTU), even though we use no captions during pre-training. Additionally, our best models even outperform two much larger V&L models Flamingo [1] and GIT [65] on some tasks; using much less data, we achieve better results than Flamingo

³<https://rrc.cvc.uab.es/> for *ST-VQA* and <https://eval.ai/> for all other benchmarks

Model	Pre-training Objective	Test Benchmark			
		ST-VQA ANLS	TextVQA Acc	VizWiz-VQA Acc	VQAv2 Acc
NOPRESTU	-	56.7	44.8	57.7 / 57.2	74.8 / 75.2
PRESTU	VQA	N/A	48.3	58.3 / 57.6	75.0 / 75.0
	SPLITOCR	65.5	55.2	61.9 / 61.3	76.0 / 76.2
	SPLITOCR→VQA	N/A	56.3	62.5 / 62.0	76.1 / 76.1

Table 1. **Effectiveness of PRESTU objectives on VQA.** Our pre-training objectives (VQA, SPLITOCR, and SPLITOCR→VQA) show consistent gains over the baseline on all VQA benchmarks. We use CC15M for SPLITOCR pre-training and ST-VQA for VQA pre-training. Since ST-VQA for VQA pre-training, we mark VQA and SPLITOCR→VQA as “N/A”. Results are reported on the test set for ST-VQA, test-std for TextVQA, and test-dev/test-std for VizWiz-VQA and VQAv2.

Model	Pre-training Objective	TextCaps test-std					VizWiz-Captions test-std				
		B	M	R	S	C	B	M	R	S	C
NOPRESTU	-	23.4	21.0	45.0	13.6	96.9	29.4	22.6	49.9	18.5	87.2
PRESTU	CAP	31.6	25.6	51.5	18.7	133.1	33.7	24.5	52.8	20.8	103.1
	SPLITOCR	28.5	23.9	48.9	16.3	126.1	29.8	22.6	50.3	18.6	90.2
	SPLITOCR→CAP	32.8	26.2	52.2	19.1	139.1	34.3	24.7	53.4	21.1	105.6

Table 2. **Effectiveness of PRESTU objectives on image captioning.** Our pre-training objectives (CAP, SPLITOCR, and SPLITOCR→CAP) show significant gains over the baseline on all image captioning benchmarks, with SPLITOCR→CAP performing best on all evaluation metrics. We use CC15M for both SPLITOCR and CAP pre-training. B: BLEU@4, M: METEOR, R: ROUGE-L, S: SPICE, C: CIDEr.

(56.3% vs. 54.1%) on TextVQA and than GIT on TextCaps (139.1 vs. 138.2 in CIDEr). For a complete picture, we include the model and pre-training data sizes in the table, though we acknowledge the difficulty in conducting apples-to-apples comparisons due to constraints on various resources.

Note that our starting model is slightly bigger than TAP. However, since our baseline (NOPRESTU) achieves the same performance to TAP’s baseline (NonTAP) on TextVQA (44.8% vs. 44.8%) and only 3.5 point higher in CIDEr on TextCaps, we do not identify this as a strong contributing factor to our superior performance. Further, while we use larger pre-training data, TAP uses cleaner and more “dedicated” pre-training data for STU, a combination of TextVQA, TextCaps, ST-VQA, and OCR-CC (an OCR subset of CC3M.) Performance aside, our approach provides a more flexible interface for V&L tasks. Our objectives are also simpler and in the case of SPLITOCR, we do not require visual questions or image captions for pre-training.

The closest to PRESTU in terms of model and data sizes is GIT_L, a smaller-scale version of GIT (347M parameters and 20M $\langle image, text \rangle$ pairs). As shown in Table 4, PRESTU outperforms (or is on par with) GIT_L on all tasks, demonstrating efficiency with respect to model and data sizes.

4.2. Analysis

We aim to understand PRESTU in detail. We show (a) the importance of different components of our design choice, (b) its zero-shot transferability, (c) the effect of pre-training image resolution, (d) the effect of pre-training data size, and (e) the effect of downstream OCR quality.

Detailed ablation. As shown in Figure 2, our PRESTU consists of two (optional) pre-training stages, followed by training/fine-tuning on downstream tasks. Here, we aim to understand the gain brought by each component. We consider different combinations of the design choices at each stage and organize the results stage-by-stage into Table 5. We have the following three major observations.

First, SPLITOCR is significantly and consistently better than OCR (Rows with SPLITOCR vs. Rows with OCR in their Stage-1). OCR is a “pure” OCR prediction task, a variant of our main SPLITOCR (OCR-conditioned OCR prediction) in which the splitting point is always at the beginning. At first glance, such a result may seem counterintuitive: predicting the entire scene text is strictly harder than predicting part of the OCR text given the other part. When thought of carefully, this result indicates that OCR may put too much emphasis on *recognizing* scene text, at the expense of *connecting* scene text to its visual context. In other words, this highlights how SPLITOCR is able to balance the two capa-

Model	Vision / Language	Model Size	Data Size	Pre-training Objective	Test Benchmark					
					ST-VQA ANLS	TextVQA Acc	VizWiz-VQA Acc	VQAv2 Acc	TextCaps CIDEr	VizWiz-Captions CIDEr
NOPRESTU	ViT-B16 / mT5	278M	0	-	56.7	44.8	57.2	75.2	96.9	87.2
PRESTU	ViT-B16 / mT5	278M	13M	SPLITOCR	65.5	55.2	61.3	76.2	126.1	90.2
				SPLITOCR→VQA/CAP	N/A	56.3	62.0	76.1	139.1	105.6
Non-TAP [69]	FRCNN / BERT _{base}	160M	0	-	51.7*	44.8*	-	-	93.4	-
TAP [69]	FRCNN / BERT _{base}	160M	1.5M**	MLM+ITM+RPP	59.7*	54.0*	-	-	109.7 [†]	-
Flamingo [1]	NFNet / Chinchilla	80B	2.3B	VLM	-	54.1	65.4	82.1	-	-
GIT [65]	CoSwin / TransDec	681M	0.8B	VLM	69.6	59.8	67.5	78.8	138.2	114.4

Table 3. **Comparison to prior works.** We include model and pre-training data sizes for context. PRESTU outperforms TAP on all STU benchmarks, and in some cases even outperform large-scale V&L models (e.g., 56.3% vs. 54.1% of Flamingo on TextVQA, 139.1 vs. 138.2 of GIT in CIDEr on TextCaps). FRCNN: Faster R-CNN, TransDec: 6-layer transformer decoder, MLM: Masked Language (visual region) Modeling, ITM: Image-Text Matching, RPP: Relative Position Prediction, VLM: Visual Language Modeling. Following [65], the parameters of text token embeddings are not counted in the model size. *: vocab-based (not open-ended) VQA. **: dedicated scene-text understanding data, including ST-VQA, TextVQA, TextCaps, and OCR-CC. [†]: a winner entry of the CVPR 2021 workshop challenge.

Model	Vision / Language	Model Size	Data Size	Pre-training Objective	Val or test-dev Benchmark					
					ST-VQA ANLS	TextVQA Acc	VizWiz-VQA Acc	VQAv2 Acc	TextCaps CIDEr	VizWiz-Captions CIDEr
PRESTU	ViT-B16 / mT5	278M	13M	SPLITOCR	62.7	55.6	61.9	76.0	134.6	90.3
				SPLITOCR→VQA/CAP	N/A	56.7	62.5	76.1	141.7	105.6
GIT _L [65]	ViT-L14 / TransDec	347M	20M	VLM	44.6	37.5	62.5	75.5	106.3	96.1

Table 4. **Comparison to GIT_L.** Our PRESTU outperforms (or is on par with) GIT_L on all STU tasks, suggesting its efficiency in terms of model/data sizes. To compare to GIT_L results, we report results on the **validation** set for ST-VQA, TextVQA, and TextCaps and the **test-dev** set for VizWiz-VQA, VQAv2, and VizWiz-Captions.

Pre-training		Fine-tuning	TextVQA	TextCaps
Stage-1	Stage-2		Val Acc	Val CIDEr
-	-	No	19.5	40.1
		Yes	45.2	100.0
-	VQA/CAP	No	13.7	81.1
		Yes	47.2	130.2
OCR	-	No	35.8	110.4
		Yes	49.9	126.7
OCR	VQA/CAP	No	38.6	108.9
		Yes	51.9	134.4
SPLITOCR	-	No	39.4	116.6
		Yes	55.6	134.6
SPLITOCR	VQA/CAP	No	44.3	118.4
		Yes	56.7	141.7

Table 5. **Main ablation studies** for validating the importance of our main components: SPLITOCR, VQA/CAP, and having OCR input during fine-tuning. See §4.2 for a detailed discussion. OCR refers to predicting the entire OCR text.

bilities that we identify as important for STU (§1).

Second, SPLITOCR (or OCR) makes the visual component (ViT) *inherently* better at recognizing text (gap between “Yes” and “No” Rows with Stage-1 pre-training vs.

gap between “Yes” and “No” Rows without Stage-1 pre-training). Without Stage-1 pre-training (e.g., VQA/CAP), removing OCR signals during fine-tuning leads to more than a 33% drop on TextVQA and a 49 CIDEr point drop on TextCaps. With Stage-1 pre-training, these drops become roughly less than 17% and 26 CIDEr point, respectively. In fact, on TextCaps, SPLITOCR with “No” OCR input to tokens during fine-tuning outperform the baseline *with* OCR input (116.6 vs. 100.0 in CIDEr). In summary, *recognizing* scene text via Stage-1 pre-training is important (i.e., cannot be achieved via VQA or CAP alone).

Third, having two sources of OCR signals is beneficial. OCR signals by pre-trained ViT (Row SPLITOCR→VQA/CAP with “No”) and OCR signals by the off-the-shelf system (Row NOPRESTU “Yes”) are complementary; we achieve the best result when leveraging both OCR signal sources (Row SPLITOCR→VQA/CAP with “Yes”).

Zero-shot transferability on scene-text VQA. We investigate zero-shot transferability of SPLITOCR in Table 6 on TextVQA. We observe that performing SPLITOCR and then fine-tuning on ST-VQA (SPLITOCR→VQA) already leads to a strong model on TextVQA; SPLITOCR→VQA *without* fine-tuning (44.3%) is competitive to NOPRESTU *with* fine-tuning on TextVQA training set (45.2%), while ST-

Model	Pre-training Objective	Fine-tuning	TextVQA Val Acc
NOPRESTU	-	-	0.04
		TextVQA	45.2
PRESTU	VQA	-	35.7
	SPLITOCR→VQA	-	44.3

Table 6. **Zero-shot transferability on TextVQA.** Our zero-shot SPLITOCR→VQA (*without* fine-tuning on TextVQA data and using ST-VQA instead) is competitive to supervised NOPRESTU (*with* fine-tuning on TextVQA).

Model	Pre-training		Fine-tuning	TextVQA
	Objective	Resolution	Resolution	Val Acc
PRESTU	SPLITOCR	224	640	47.1
		384		50.2
		480		53.1
		640		55.6

Table 7. **Effects of image resolutions.** TextVQA accuracy goes up as the pre-training image resolution increases, emphasizing the necessity of high-resolution images during pre-training.

Model	Pre-training			TextVQA
	Objective	Proportion	# of Data	Val Acc
PRESTU	SPLITOCR	1%	130K	42.3
		3%	390K	45.4
		10%	1.3M	50.6
		30%	3.9M	53.0
		100%	13M	55.6

Table 8. **Importance of pre-training data scale.** TextVQA performance improves as more pre-training data (*i.e.*, CC15M) is included, suggesting the importance of data scale in learning *transferable* scene-text recognition skills.

VQA alone (VQA) only achieves 35.7%. This suggests that SPLITOCR enables generalization for STU and may remove the need to collect TextVQA data entirely!

Effect of image resolutions during pre-training. We hypothesize that pre-training with high-resolution images are important for scene-text recognition done by SPLITOCR pre-training; Table 7 supports this argument. Further, pre-training with the 224x224 image resolution (standard resolution for many vision tasks) almost does not help; it achieves the accuracy of 47.1%, close to 45.2% of NOPRESTU baseline (Table 5 Row 2), suggesting non-standard resolution must be considered to reap off the benefit of STU pre-training.

Effect of pre-training data scale. How much data do we need in order to learn to recognize text? In Table 8, we show the performance of TextVQA given checkpoints pre-trained on 1%, 3%, 10%, and 30% subsets of CC15M. We find that

Model	Pre-training Objective	Fine-tuning OCR System	TextVQA Val Acc
NOPRESTU	-	TextOCR [56]	44.0
		Rosetta [9]	36.7
		gOCR	45.2
PRESTU	SPLITOCR	TextOCR [56]	54.8
		Rosetta [9]	50.7
		gOCR	55.6

Table 9. **Effect of downstream OCR systems on TextVQA.** SPLITOCR makes the model more robust to the change in OCR systems during fine-tuning.

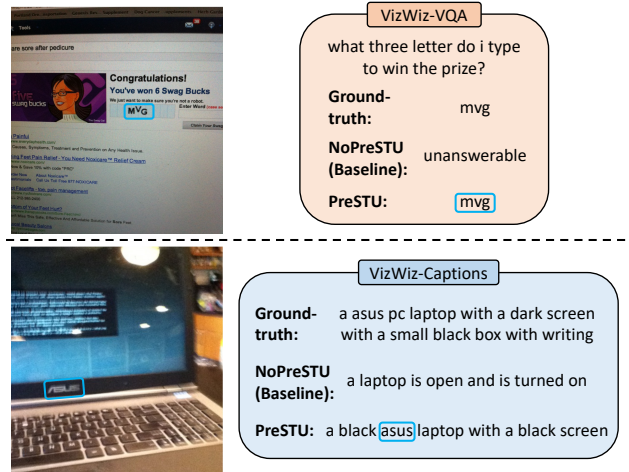


Figure 4. **Qualitative results on VizWiz-VQA [21] and VizWiz-Captions [22].**

the TextVQA performance goes up as we include more pre-training data. This highlights the importance of data scale in acquiring *transferable* scene-text recognition skills.

Effect of downstream OCR systems. We study the effect of different OCR systems during fine-tuning and present our results in Table 9. We observe that the SPLITOCR-pre-trained model is more robust to the change in downstream OCR systems than NOPRESTU is. Indeed, SPLITOCR + Rosetta can even perform better than NOPRESTU + gOCR. This result is consistent with Table 5, where we experiment with removing OCR texts entirely during fine-tuning. We also observe that gOCR is the most effective. It is better than Rosetta, consistent with [29] and interestingly even better than human-annotated TextOCR, in which case we hypothesize that this is because TextOCR only provides word-level annotation whereas gOCR provides some grouping.

Qualitative results. Figure 4 provides qualitative results for VizWiz-VQA and VizWiz-Captions, in addition to the ones for TextVQA and TextCaps in Figure 1.

5. Conclusion

We introduce a simple recipe for scene-text understanding, consisting of OCR-aware pre-training objectives operating from image pixels. Our task-agnostic objective SPLI-TOCR teaches the model to recognize scene text and to connect scene text to its visual context. Our task-specific objectives VQA and CAP further strengthen that connection. We conduct comprehensive experiments to demonstrate the utility of this recipe.

Acknowledgments. We would like to thank Bo Pang, Xiao Wang, Kenton Lee, and Tania Bedrax-Weiss for their thoughtful feedback and discussions. J. Kil and W. Chao are supported in part by grants from the National Science Foundation (IIS-2107077, OAC-2118240, and OAC-2112606) and Cisco Systems, Inc.

References

- [1] Jean-Baptiste Alayrac, Jeff Donahue, Pauline Luc, Antoine Miech, Iain Barr, Yana Hasson, Karel Lenc, Arthur Mensch, Katie Millican, Malcolm Reynolds, et al. Flamingo: a visual language model for few-shot learning. *arXiv preprint arXiv:2204.14198*, 2022. 2, 4, 5, 7, 13
- [2] Chris Alberti, Jeffrey Ling, Michael Collins, and David Reitter. Fusion of detected objects in text for visual question answering. In *EMNLP-IJCNLP*, 2019. 2
- [3] Jon Almazán, Albert Gordo, Alicia Fornés, and Ernest Valveny. Word spotting and recognition with embedded attributes. *TPAMI*, 36(12):2552–2566, 2014. 3
- [4] Peter Anderson, Basura Fernando, Mark Johnson, and Stephen Gould. Spice: Semantic propositional image caption evaluation. In *European conference on computer vision*, pages 382–398. Springer, 2016. 5
- [5] Stanislaw Antol, Aishwarya Agrawal, Jiasen Lu, Margaret Mitchell, Dhruv Batra, C. Lawrence Zitnick, and Devi Parikh. VQA: Visual question answering. In *ICCV*, 2015. 4
- [6] Ali Furkan Biten, Ron Litman, Yusheng Xie, Srikanth Appalaraju, and R Manmatha. Latr: Layout-aware transformer for scene-text vqa. In *Proceedings of the IEEE/CVF Conference on Computer Vision and Pattern Recognition*, pages 16548–16558, 2022. 2
- [7] Ali Furkan Biten, Ruben Tito, Andres Mafla, Lluís Gomez, Marçal Rusinol, Ernest Valveny, C.V. Jawahar, and Dimosthenis Karatzas. Scene text visual question answering. In *ICCV*, 2019. 1, 2, 4, 5, 12
- [8] Piotr Bojanowski, Edouard Grave, Armand Joulin, and Tomas Mikolov. Enriching word vectors with subword information. *TACL*, 5:135–146, 2017. 3
- [9] Fedor Borisjuk, Albert Gordo, and Viswanath Sivakumar. Rosetta: Large scale system for text detection and recognition in images. In *Proceedings of the 24th ACM SIGKDD international conference on knowledge discovery & data mining*, pages 71–79, 2018. 1, 2, 8
- [10] James Bradbury, Roy Frostig, Peter Hawkins, Matthew James Johnson, Chris Leary, Dougal Maclaurin, George Necula, Adam Paszke, Jake VanderPlas, Skye Wanderman-Milne, et al. Jax: composable transformations of python+ numpy programs. *Version 0.2*, 5:14–24, 2018. 12
- [11] Soravit Changpinyo, Piyush Sharma, Nan Ding, and Radu Soricut. Conceptual 12M: Pushing web-scale image-text pre-training to recognize long-tail visual concepts. In *CVPR*, 2021. 2, 4
- [12] Yen-Chun Chen, Linjie Li, Licheng Yu, Ahmed El Kholy, Faisal Ahmed, Zhe Gan, Yu Cheng, and Jingjing Liu. UNITER: Learning UNiversal Image-Text Representations. In *ECCV*, 2020. 2
- [13] Mengjun Cheng, Yipeng Sun, Longchao Wang, Xiongwei Zhu, Kun Yao, Jie Chen, Guoli Song, Junyu Han, Jingtuo Liu, Errui Ding, et al. Vista: Vision and scene text aggregation for cross-modal retrieval. In *Proceedings of the IEEE/CVF Conference on Computer Vision and Pattern Recognition*, pages 5184–5193, 2022. 2
- [14] Jia Deng, Wei Dong, Richard Socher, Li-Jia Li, Kai Li, and Li Fei-Fei. Imagenet: A large-scale hierarchical image database. In *2009 IEEE conference on computer vision and pattern recognition*, pages 248–255. Ieee, 2009. 4, 12
- [15] Michael Denkowski and Alon Lavie. Meteor universal: Language specific translation evaluation for any target language. In *Proceedings of the ninth workshop on statistical machine translation*, pages 376–380, 2014. 5
- [16] Jacob Devlin, Ming-Wei Chang, Kenton Lee, and Kristina Toutanova. BERT: Pre-training of deep bidirectional transformers for language understanding. In *NAACL*, 2019. 2
- [17] Alexey Dosovitskiy, Lucas Beyer, Alexander Kolesnikov, Dirk Weissenborn, Xiaohua Zhai, Thomas Unterthiner, Mostafa Dehghani, Matthias Minderer, Georg Heigold, Sylvain Gelly, Jakob Uszkoreit, and Neil Houlsby. An image is worth 16x16 words: Transformers for image recognition at scale. In *ICLR*, 2021. 2, 3, 12
- [18] Yash Goyal, Tejas Khot, Douglas Summers-Stay, Dhruv Batra, and Devi Parikh. Making the V in VQA matter: Elevating the role of image understanding in visual question answering. In *CVPR*, 2017. 2, 5
- [19] Yash Goyal, Tejas Khot, Douglas Summers-Stay, Dhruv Batra, and Devi Parikh. Making the v in vqa matter: Elevating the role of image understanding in visual question answering. In *Proceedings of the IEEE conference on computer vision and pattern recognition*, pages 6904–6913, 2017. 12
- [20] Jiatao Gu, Zhengdong Lu, Hang Li, and Victor O. K. Li. Incorporating copying mechanism in sequence-to-sequence learning. In *ACL*, 2016. 3
- [21] Danna Gurari, Qing Li, Abigale J. Stangl, Anhong Guo, Chi Lin, Kristen Grauman, Jiebo Luo, and Jeffrey P. Bigham. VizWiz Grand Challenge: Answering visual questions from blind people. In *CVPR*, 2018. 2, 4, 5, 8, 12
- [22] Danna Gurari, Yanan Zhao, Meng Zhang, and Nilavra Bhat-tacharya. Captioning images taken by people who are blind. In *ECCV*, 2020. 1, 2, 5, 8, 12

- [23] Wei Han, Hantao Huang, and Tao Han. Finding the evidence: Localization-aware answer prediction for text visual question answering. *arXiv preprint arXiv:2010.02582*, 2020. 2
- [24] Tong He, Zhi Tian, Weilin Huang, Chunhua Shen, Yu Qiao, and Changming Sun. An end-to-end textspotter with explicit alignment and attention. In *Proceedings of the IEEE conference on computer vision and pattern recognition*, pages 5020–5029, 2018. 2
- [25] Ronghang Hu, Amanpreet Singh, Trevor Darrell, and Marcus Rohrbach. Iterative answer prediction with pointer-augmented multimodal transformers for textvqa. In *CVPR*, 2020. 1, 2, 3, 4, 12
- [26] Max Jaderberg, Karen Simonyan, Andrea Vedaldi, and Andrew Zisserman. Synthetic data and artificial neural networks for natural scene text recognition. *arXiv preprint arXiv:1406.2227*, 2014. 2
- [27] Max Jaderberg, Karen Simonyan, Andrea Vedaldi, and Andrew Zisserman. Reading text in the wild with convolutional neural networks. *International journal of computer vision*, 116(1):1–20, 2016. 2
- [28] Yu Jiang, Vivek Natarajan, Xinlei Chen, Marcus Rohrbach, Dhruv Batra, and Devi Parikh. Pythia v0.1: the winning entry to the VQA challenge 2018. *arXiv preprint arXiv:1807.09956*, 2018. 12
- [29] Yash Kant, Dhruv Batra, Peter Anderson, Alexander Schwing, Devi Parikh, Jiasen Lu, and Harsh Agrawal. Spatially aware multimodal transformers for TextVQA. In *ECCV*, 2020. 2, 8
- [30] Siddharth Karamcheti, Ranjay Krishna, Li Fei-Fei, and Christopher D. Manning. Mind your outliers! investigating the negative impact of outliers on active learning for visual question answering. In *ACL*, 2021. 5
- [31] Dimosthenis Karatzas, Lluís Gómez-Bigorda, Angelos Nicolaou, Suman Ghosh, Andrew Bagdanov, Masakazu Iwamura, Jiri Matas, Lukas Neumann, Vijay Ramaseshan Chandrasekhar, Shijian Lu, et al. Icdar 2015 competition on robust reading. In *2015 13th international conference on document analysis and recognition (ICDAR)*, pages 1156–1160. IEEE, 2015. 4, 12
- [32] Dimosthenis Karatzas, Faisal Shafait, Seiichi Uchida, Masakazu Iwamura, Lluís Gómez i Bigorda, Sergi Robles Mestre, Joan Mas, David Fernandez Mota, Jon Almazan Almazan, and Lluís Pere De Las Heras. Icdar 2013 robust reading competition. In *2013 12th international conference on document analysis and recognition*, pages 1484–1493. IEEE, 2013. 4, 12
- [33] Geewook Kim, Teakgyu Hong, Moonbin Yim, JeongYeon Nam, Jinyoung Park, Jinyeong Yim, Wonseok Hwang, Sangdoo Yun, Dongyoon Han, and Seunghyun Park. Ocr-free document understanding transformer. In *European Conference on Computer Vision*, pages 498–517. Springer, 2022. 2
- [34] Ivan Krasin, Tom Duerig, Neil Alldrin, Vittorio Ferrari, Sami Abu-El-Haija, Alina Kuznetsova, Hassan Rom, Jasper Uijlings, Stefan Popov, Andreas Veit, et al. Openimages: A public dataset for large-scale multi-label and multi-class image classification. *Dataset available from <https://github.com/openimages>*, 2(3):18, 2017. 12
- [35] Ranjay Krishna, Yuke Zhu, Oliver Groth, Justin Johnson, Kenji Hata, Joshua Kravitz, Stephanie Chen, Yannis Kalantidis, Li-Jia Li, David A Shamma, et al. Visual genome: Connecting language and vision using crowdsourced dense image annotations. *International journal of computer vision*, 123(1):32–73, 2017. 4, 12
- [36] Kenton Lee, Mandar Joshi, Iulia Turc, Hexiang Hu, Fangyu Liu, Julian Eisenschlos, Urvashi Khandelwal, Peter Shaw, Ming-Wei Chang, and Kristina Toutanova. Pix2struct: Screenshot parsing as pretraining for visual language understanding. *arXiv preprint arXiv:2210.03347*, 2022. 2
- [37] Gen Li, Nan Duan, Yuejian Fang, Daxin Jiang, and Ming Zhou. Unicoder-VL: A universal encoder for vision and language by cross-modal pre-training. In *AAAI*, 2020. 2
- [38] Hui Li, Peng Wang, and Chunhua Shen. Towards end-to-end text spotting with convolutional recurrent neural networks. In *Proceedings of the IEEE international conference on computer vision*, pages 5238–5246, 2017. 2
- [39] Liunian Harold Li, Mark Yatskar, Da Yin, Cho-Jui Hsieh, and Kai-Wei Chang. VisualBERT: A simple and performant baseline for vision and language. *arXiv preprint arXiv:1908.03557*, 2019. 2
- [40] Yang Li, Gang Li, Luheng He, Jingjie Zheng, Hong Li, and Zhiwei Guan. Widget captioning: generating natural language description for mobile user interface elements. *arXiv preprint arXiv:2010.04295*, 2020. 1
- [41] Chin-Yew Lin. Rouge: A package for automatic evaluation of summaries. In *Text summarization branches out*, pages 74–81, 2004. 5
- [42] Xuebo Liu, Ding Liang, Shi Yan, Dagui Chen, Yu Qiao, and Junjie Yan. Fots: Fast oriented text spotting with a unified network. In *Proceedings of the IEEE conference on computer vision and pattern recognition*, pages 5676–5685, 2018. 2
- [43] Jiasen Lu, Dhruv Batra, Devi Parikh, and Stefan Lee. ViLBERT: Pretraining task-agnostic visiolinguistic representations for vision-and-language tasks. In *NeurIPS*, 2019. 1, 2
- [44] Jiasen Lu, Vedanuj Goswami, Marcus Rohrbach, Devi Parikh, and Stefan Lee. 12-in-1: Multi-task vision and language representation learning. In *CVPR*, 2020. 2
- [45] Ahmed Masry, Do Xuan Long, Jia Qing Tan, Shafiq Joty, and Enamul Hoque. Chartqa: A benchmark for question answering about charts with visual and logical reasoning. *arXiv preprint arXiv:2203.10244*, 2022. 1
- [46] Minesh Mathew, Viraj Bagal, Rubèn Tito, Dimosthenis Karatzas, Ernest Valveny, and CV Jawahar. Infographicvqa. In *Proceedings of the IEEE/CVF Winter Conference on Applications of Computer Vision*, pages 1697–1706, 2022. 1
- [47] Minesh Mathew, Dimosthenis Karatzas, and CV Jawahar. Docvqa: A dataset for vqa on document images. In *Proceedings of the IEEE/CVF winter conference on applications of computer vision*, pages 2200–2209, 2021. 1
- [48] Anand Mishra, Karteek Alahari, and C.V. Jawahar. Image retrieval using textual cues. In *Proceedings of the IEEE international conference on computer vision*, pages 3040–3047, 2013. 4, 12

- [49] Anand Mishra, Shashank Shekhar, Ajeet Kumar Singh, and Anirban Chakraborty. Ocr-vqa: Visual question answering by reading text in images. In *2019 international conference on document analysis and recognition (ICDAR)*, pages 947–952. IEEE, 2019. 1
- [50] Kishore Papineni, Salim Roukos, Todd Ward, and Wei-Jing Zhu. Bleu: a method for automatic evaluation of machine translation. In *Proceedings of the 40th annual meeting of the Association for Computational Linguistics*, pages 311–318, 2002. 5
- [51] Colin Raffel, Noam Shazeer, Adam Roberts, Katherine Lee, Sharan Narang, Michael Matena, Yanqi Zhou, Wei Li, and Peter J. Liu. Exploring the limits of transfer learning with a unified text-to-text transformer. *JMLR*, 2020. 2, 3, 12
- [52] Shaoqing Ren, Kaiming He, Ross Girshick, and Jian Sun. Faster R-CNN: Towards real-time object detection with region proposal networks. In *NIPS*, 2015. 2
- [53] Adam Roberts, Hyung Won Chung, Anselm Levskaya, Gaurav Mishra, James Bradbury, Daniel Andor, Sharan Narang, Brian Lester, Colin Gaffney, Afroz Mohiuddin, et al. Scaling up models and data with `t5x` and `seqio`. *arXiv preprint arXiv:2203.17189*, 2022. 12
- [54] Piyush Sharma, Nan Ding, Sebastian Goodman, and Radu Soricut. Conceptual Captions: A cleaned, hypernymed, image alt-text dataset for automatic image captioning. In *ACL*, 2018. 2, 4
- [55] Noam Shazeer and Mitchell Stern. Adafactor: Adaptive learning rates with sublinear memory cost. In *ICLR*, 2018. 12
- [56] Oleksii Sidorov, Ronghang Hu, Marcus Rohrbach, and Amanpreet Singh. TextCaps: a dataset for image captioning with reading comprehension. In *ECCV*, 2020. 1, 2, 5, 8, 12
- [57] Amanpreet Singh, Vivek Natarajan, Meet Shah, Yu Jiang, Xinlei Chen, Dhruv Batra, Devi Parikh, and Marcus Rohrbach. Towards VQA models that can read. In *CVPR*, 2019. 1, 2, 3, 5, 12
- [58] Weijie Su, Xizhou Zhu, Yue Cao, Bin Li, Lewei Lu, Furu Wei, and Jifeng Dai. VL-BERT: Pre-training of generic visual-linguistic representations. In *ICLR*, 2020. 2
- [59] Chen Sun, Abhinav Shrivastava, Saurabh Singh, and Abhinav Gupta. Revisiting unreasonable effectiveness of data in deep learning era. In *Proceedings of the IEEE international conference on computer vision*, pages 843–852, 2017. 12
- [60] Swabha Swayamdipta, Roy Schwartz, Nicholas Lourie, Yizhong Wang, Hannaneh Hajishirzi, Noah A. Smith, and Yejin Choi. Dataset cartography: Mapping and diagnosing datasets with training dynamics. In *EMNLP*, 2020. 5
- [61] Hao Tan and Mohit Bansal. LXMERT: Learning cross-modality encoder representations from transformers. In *EMNLP-IJCNLP*, 2019. 2
- [62] Ashish Vaswani, Noam Shazeer, Niki Parmar, Jakob Uszkoreit, Llion Jones, Aidan N. Gomez, Lukasz Kaiser, and Illia Polosukhin. Attention is all you need. In *NeurIPS*, 2017. 2
- [63] Ramakrishna Vedantam, C. Lawrence Zitnick, and Devi Parikh. CIDEr: Consensus-based image description evaluation. In *CVPR*, 2015. 5
- [64] Andreas Veit, Tomas Matera, Lukas Neumann, Jiri Matas, and Serge Belongie. Coco-text: Dataset and benchmark for text detection and recognition in natural images. *arXiv preprint arXiv:1601.07140*, 2016. 4, 12
- [65] Jianfeng Wang, Zhengyuan Yang, Xiaowei Hu, Linjie Li, Kevin Lin, Zhe Gan, Zicheng Liu, Ce Liu, and Lijuan Wang. GIT: A generative image-to-text transformer for vision and language. *arXiv preprint arXiv:2205.14100*, 2022. 2, 4, 5, 7, 13
- [66] Xinyu Wang, Yuliang Liu, Chunhua Shen, Chun Chet Ng, Canjie Luo, Lianwen Jin, Chee Seng Chan, Anton van den Hengel, and Liangwei Wang. On the general value of evidence, and bilingual scene-text visual question answering. In *Proceedings of the IEEE/CVF Conference on Computer Vision and Pattern Recognition*, pages 10126–10135, 2020. 1
- [67] Zirui Wang, Jiahui Yu, Adams Wei Yu, Zihang Dai, Yulia Tsvetkov, and Yuan Cao. SimVLM: Simple visual language model pretraining with weak supervision. In *ICLR*, 2022. 4
- [68] Linting Xue, Noah Constant, Adam Roberts, Mihir Kale, Rami Al-Rfou, Aditya Siddhant, Aditya Barua, and Colin Raffel. mT5: A massively multilingual pre-trained text-to-text transformer. In *NAACL*, 2021. 3, 12
- [69] Zhengyuan Yang, Yijuan Lu, Jianfeng Wang, Xi Yin, Dinei Florencio, Lijuan Wang, Cha Zhang, Lei Zhang, and Jiebo Luo. TAP: Text-aware pre-training for text-vqa and text-caption. In *CVPR*, 2021. 1, 2, 3, 5, 7, 13
- [70] Xiaoyu Zeng, Yanan Wang, Tai-Yin Chiu, Nilavra Bhattacharya, and Danna Gurari. Vision skills needed to answer visual questions. *Proceedings of the ACM on Human-Computer Interaction*, 4(CSCW2):1–31, 2020. 5
- [71] Xiaohua Zhai, Alexander Kolesnikov, Neil Houlsby, and Lucas Beyer. Scaling vision transformers. In *Proceedings of the IEEE/CVF Conference on Computer Vision and Pattern Recognition*, pages 12104–12113, 2022. 12
- [72] Luowei Zhou, Hamid Palangi, Lei Zhang, Houdong Hu, Jason J. Corso, and Jianfeng Gao. Unified vision-language pre-training for image captioning and VQA. In *AAAI*, 2020. 2
- [73] Çağlar Gülçehre, Sungjin Ahn, Ramesh Nallapati, Bowen Zhou, and Yoshua Bengio. Pointing the unknown words. In *ACL*, 2016. 3

Appendices

In this supplementary material, we provide details omitted in the main text.

- **Appendix A:** V&L model implementation details (cf. §3.1 of the main text).
- **Appendix B:** Scene-text V&L datasets (cf. §3.3 of the main text).
- **Appendix C:** Full comparisons to prior works.
- **Appendix D:** More qualitative results.

A. V&L model implementation details

Our model is an encoder-decoder V&L architecture consisting of ViT-B/16 [17] as a visual module and mT5-Base [68] as a language module.

For the vision module, we adopt a transformer-based vision model ViT [17] pre-trained on JFT-3B dataset [71], the extension of JFT-300M [59], with 3 billion images collected from the web. Our language module is initialized from mT5-Base [68], a multilingual variant of T5 [51], pre-trained on a new Common Crawl-based dataset with 101 different languages.

During training, all of the parameters in vision and language modules are updated simultaneously. We choose Adafactor [55] as an optimizer with $\beta_1 = 0$ and second-moment exponential decay = 0.8. For a learning rate, we schedule a linear warmup for 1K steps with inverse square-root decay. Our V&L architecture is implemented in Jax/Flax [10] based on the open-source T5X [53] framework.

We have done extensive hyper-parameter tuning for our experiments. For instance, we find that the best hyper-parameter configuration for SPLITOCR pre-training is — initial (peak) learning rate: $1e-3$, batch size: 256, image resolution: 640×640 , the length of input/target text tokens: 40/26, and dropout: 0.1. For TextVQA, the combination of initial (peak) learning rate: $2e-4$ and the length of input/target text tokens: 72/8 achieves the best performance (See Table 10 for more details).

B. Scene-text V&L datasets

We provide detailed descriptions of all scene-text V&L datasets used in our experiments.

ST-VQA [7] is for scene-text VQA dataset. Its images are collected from various resources: COCO-Text [64], Visual Genome [35], VizWiz [21], ICDAR [31, 32], ImageNet [14], and IIIT-STR [48]. Since there is no official validation set, we follow the split provided by M4C [25], resulting in 23K/26K training/validation VQA examples.

TextVQA [57] for scene-text VQA. It is a subset of Open Images [34] with scene-text related QA pairs from human annotators with ten ground-truth answers. It contains 34K/5K training/validation VQA examples from 21K/3K images.

VizWiz-VQA [21]. It has 20K/3K training/validation VQA examples collected from blind users. Due to the nature of the questions asked by the blind, we identify this benchmark as a candidate to benefit from scene-text understanding, even though it was not directly designed for scene-text VQA.

VQAv2 [19]. We further evaluate PRESTU on standard VQA benchmark to check if the scene-text recognition can also help on normal VQA task. Following [28], we use the VQAv2 train/dev splits of *train2014/minival2014 which are 592K/65K VQA examples in total.

TextCaps [56] for scene-text image captioning task. It uses the same subset of OpenImages images with TextVQA. Each image has five ground-truth captions, with a total of 100K/15K training/validation captions.

VizWiz-Captions [22]. Similar with Vizwiz-VQA, this benchmark was generated from the blind users to solve their daily visual challenges. It consists of 23.4K/7.7K training/validation images where each image is paired with five captions. In total, there are 117K/38K training/validation image captions.

C. Full comparisons to prior works

Table 11 shows full comparisons to prior works on all splits of benchmarks. Concretely, we report results on the **test (validation)** set for ST-VQA, the **test-std (validation)** for TextVQA/TextCaps, and the **test-std (test-dev)** set for VizWiz-VQA, VQAv2, and VizWiz-Captions. Aligned with the results in the main text, SPLITOCR outperforms NOPRESTU on all evaluation metrics. In addition, SPLITOCR→VQA/CAP further boosts the performance, highlighting the importance of task-specific objectives VQA and CAP during pre-training.

D. More qualitative results

Figure 5 shows some examples of OCR tokens generated by SPLITOCR. Our SPLITOCR detects all (or almost all) OCR tokens in the images correctly, competitive to the gOCR system.

In §4.2 of the main text, we demonstrate that having two sources of OCR signals is beneficial (OCR signals by pre-trained ViT with SPLITOCR and OCR signals by gOCR system). Figure 6 further supports this finding qualitatively. For instance, gOCR alone does not detect some OCR tokens in the image (e.g., “13”) or detects them incorrectly (e.g., “lexue”). This leads NOPRESTU to predict wrong answers (e.g., “5” or “cooper”). On the other hand, SPLITOCR with

Hyper-parameter	Pre-training	Downstream					
	SPLITOCR	ST-VQA	TextVQA	VizWiz-VQA	VQAv2	TextCaps	VizWiz-Caption
Initial (peak) learning rate	1e-3	9e-4	2e-4	9e-4	1e-3	2e-4	2e-4
Batch size	256	256	256	256	512	256	256
Image resolution	640x640	640x640	640x640	640x640	640x640	640x640	640x640
Length of input text tokens	40	72	72	72	72	56	56
Length of target text tokens	26	8	8	8	8	64	64
Dropout	0.1	0.1	0.1	0.1	0.1	0.1	0.1

Table 10. **Best hyper-parameters for our experiments.** Among a number of hyper-parameters regarding our V&L model, we find that initial (peak) learning rate, batch size, image resolution, length of input/target text tokens, and dropout are major components affecting the performance of our tasks.

Model	Vision / Language	Model Size	Data Size	Pre-training Objective	Scene-text V&L Benchmark					
					ST-VQA ANLS	TextVQA Acc	VizWiz-VQA Acc	VQAv2 Acc	TextCaps CIDEr	VizWiz-Captions CIDEr
NoPRESTU	ViT-B16 / mT5	278M	0	-	56.7 (55.6)	44.8 (45.2)	57.2 (57.7)	75.2 (74.8)	96.9 (100.0)	87.2 (87.7)
PRESTU	ViT-B16 / mT5	278M	13M	VQA/CAP	N/A (N/A)	48.3 (47.2)	57.6 (58.3)	75.0 (75.0)	133.1 (130.2)	103.1 (103.6)
				SPLITOCR	65.5 (62.7)	55.2 (55.6)	61.3 (61.9)	76.2 (76.0)	126.1 (134.6)	90.2 (90.3)
				SPLITOCR→VQA/CAP	N/A (N/A)	56.3 (56.7)	62.0 (62.5)	76.1 (76.1)	139.1 (141.7)	105.6 (105.6)
TAP [69]	FRCNN / BERT _{base}	160M	1.5M	MLM+ITM+RPP	59.7 (59.8)	54.0 (54.7)	- (-)	- (-)	109.7 (119.0)	- (-)
Flamingo [1]	NFNet / Chinchilla	80B	2.3B	ITM+LM	- (-)	54.1 (57.1)	65.4 (65.7)	82.1 (82.0)	- (-)	- (-)
GIT _L [65]	CoSwin / TransDec	347M	20M	VLM	- (44.6)	- (37.5)	- (62.5)	- (75.5)	- (106.3)	- (96.1)
GIT [65]	CoSwin / TransDec	681M	0.8B	VLM	69.6 (69.1)	59.8 (59.9)	67.5 (68.0)	78.8 (78.6)	138.2 (143.7)	114.4 (113.1)

Table 11. **Full Comparison to prior works.** FRCNN: Faster R-CNN, TransDec: 6-layer transformer decoder, MLM: Masked Language (visual region) Modeling, ITM: Image-Text Matching, RPP: Relative Position Prediction, VLM: Visual Language Modeling. Following [65], the parameters of text token embeddings are not counted in the model size. We report results on the **test (validation)** set for ST-VQA, the **test-std (validation)** for TextVQA/TextCaps, and the **test-std (test-dev)** set for VizWiz-VQA, VQAv2, and VizWiz-Captions.





Image	gOCR token	PreSTU OCR token prediction
	panera bread drive thru	panera bread drive thru
	north course par 4 353 333 287 hdcp - 13-15	north course par 4 333 333 287
	a 4005 ealing	a 4005 ealing
	sk - ii facial treatment essence	sk - ii facial treatment essence

Figure 5. **PRESTU’s OCR token prediction.** The quality of OCR tokens generated by SPLITOCR is comparable to that of gOCR system. This shows the possibility of leveraging SPLITOCR as an alternative OCR system when other systems are not available.

gOCR tokens as input predicts the answers correctly with correct OCR tokens (e.g., “13” or “lexus”), demonstrating that two sources of OCR signals (i.e., ViT and gOCR) are complementary.



	TextVQA
	what player number is the runner sliding under? Ground-truth: 13 gOCR tokens: machaden NoPreSTU (Baseline): 5 PreSTU: 13
	TextVQA
	what is the make of car? Ground-truth: lexus gOCR tokens: cooper stu lexue echn-06n NoPreSTU (Baseline): cooper PreSTU: lexus

Figure 6. **gOCR tokens vs. PRESTU prediction on TextVQA.** gOCR system does not detect some OCR tokens in the image (e.g., “13”) or detects them incorrectly (e.g., “lexue”). This leads NO-PRESTU to predict wrong answers (e.g., “5” or “cooper”). On the other hand, SPLITOCR with gOCR tokens as input predicts the answers correctly with correct OCR tokens (e.g., “13” or “lexus”).