

# GLOBAL PROTOTYPE ENCODING FOR INCREMENTAL VIDEO HIGHLIGHTS DETECTION

Sen Pei<sup>1,2,3\*</sup>, Shixiong Xu<sup>2,3</sup>, Ye Yuan<sup>1</sup>, & Xiaojie Jin<sup>1†</sup>

<sup>1</sup> ByteDance Inc.

<sup>2</sup> University of Chinese Academy of Sciences

<sup>3</sup> Institute of Automation, Chinese Academy of Sciences

{peisen, ye.yuan.1, jinxiaojie}@bytedance.com

## ABSTRACT

Video highlights detection has been long researched as a topic in computer vision tasks, digging the user-appealing clips out given unexposed raw video inputs. However, in most case, the mainstream methods in this line of research are built on the closed world assumption, where a fixed number of highlight categories is defined properly in advance and need all training data to be available at the same time, and as a result, leads to poor scalability with respect to both the highlight categories and the size of the dataset. To tackle the problem mentioned above, we propose a video highlights detector that is able to learn incrementally, namely **Global Prototype Encoding (GPE)**, capturing newly defined video highlights in the extended dataset via their corresponding prototypes. Alongside, we present a well annotated and costly dataset termed *ByteFood*, including more than 5.1k gourmet videos belongs to four different domains which are *cooking*, *eating*, *food material*, and *presentation* respectively. To the best of our knowledge, this is the first time the incremental learning settings are introduced to video highlights detection, which in turn relieves the burden of training video inputs and promotes the scalability of conventional neural networks in proportion to both the size of the dataset and the quantity of domains. Moreover, the proposed GPE surpasses current incremental learning methods on *ByteFood*, reporting an improvement of 1.57% mAP at least. The code and dataset will be made available sooner at <https://github.com/ForeverPs/GPE>.

## 1 INTRODUCTION

The development of portable devices carrying cameras has promoted the holdings of online videos to increase at an unprecedented rate continuously. These sufficient videos have laid a good and solid foundation for relevant research, such as video summarization Potapov et al. (2014); Song et al. (2015); Zhang et al. (2018); Fajtl et al. (2018); Zhu et al. (2021b), video highlights detection (VHD) Yang et al. (2015); Xiong et al. (2019); Lei et al. (2021); Bhattacharya et al. (2021), and moment localization Liu et al. (2018); Zhang et al. (2020); Rodriguez et al. (2020); Rodriguez-Opazo et al. (2021), to name a few. Focusing on the video highlights detection task, currently existing methods have achieved great success in the known set where the number of highlight categories and the size of training data are fixed, *i.e.*, the closed world scenarios. However, as stated in Rebuffi et al. (2017), natural vision systems are inherently incremental, receiving new data from different domains or categories steadily. For example, at the very start, one can be attracted by the clips with eating foods in gourmet videos, but lately, the user may raise new interests in cooking and want to see the advanced culinary methods in the previous identical video. This indicates that the target set the model needs to handle is elastic in the open world. Under this practical setting, the current techniques fail to predict the newly added categories without retraining the neural networks on the complete dataset, revealing the limited scalability w.r.t the real world fashion. Moreover, to some extent, the training cost in the field of video-related tasks is fairly high than that in images-based

\*Intern of ByteDance.

†Corresponding author.



Figure 1: The proposed *ByteFood* dataset. *ByteFood* contains massive collections of gourmet videos annotated by skilled personnel with strict standards. Over 5.1k videos with a total of 197 hours included in this dataset pose a brand new yet challenging benchmark for video-related tasks, such as video highlights detection, moment localization, and domain-incremental learning which is still an under-studied topic in the video field. In the images above, the clips in blue indicate the negative samples, while the lime background represents highlights within different domains.

systems, making it an emergent need to propose suitable schemes in dealing with this issue under the aforementioned incremental manner.

Macroscopically, there exist two major obstacles in preventing the research towards video highlights detection in incremental manners: a clean yet challenging dataset and a strong baseline. Recall the classic datasets presented in this line of research previously, such as SumMe Gygli et al. (2014), TVSum Song et al. (2015), Video2GIF Gygli et al. (2016), PHD Garcia del Molino & Gygli (2018), and QVHighlights Lei et al. (2021). All these released datasets mainly suffer from the drawbacks in three folds: (1) The feature representations of video frames are presented instead of the raw videos, restricting their applications in many other fields; (2) Most datasets only have a limited number of videos with short time length and coarse annotations, which are not suitable for training the deep learning based models; (3) No datasets are suitable for the incremental learning settings since each category of the pre-defined highlights is extremely distinct, such as *entertainment*, *comedy*, *music*, and *film* that share no general characters. In order to bridge the gap between incremental learning and video-related tasks, in this paper, we propose a gourmet-constructed dataset, namely *ByteFood*, containing more than 5.1k carefully selected videos from four domains which are *cooking*, *eating*, *food material*, and *presentation*. These similar but different categories provide a new test bed for video highlights detection and incremental learning tasks.

Simultaneously, we also propose a strong baseline to tackle the video highlights detection challenges under the incremental manner, termed **Global Prototype Encoding (GPE)**, an end-to-end attention-based structure that treats the problem as a clustering task. GPE employs a classical transformer encoder to capture the global information across video frames, obtaining a rich representation at each video timestamp. Furthermore, with the highlight prototypes, GPE realizes distance-based classification Yang et al. (2018) under  $L_2$  metric and achieves incremental learning by adding new prototypes to the highlight set. We systematically compare different methods for incremental learning on the proposed *ByteFood* with frame-wise evaluation protocols. The results reveal that GPE exceeds the conventional incremental learning schemes without the costly retraining, complex exemplar selection, or complicated replay rules. The main contributions of this paper are depicted as follows:

- We introduce a brand new yet challenging task termed incremental video highlights detection together with a well-annotated dataset, namely *ByteFood*. The proposed dataset consists of over 5.1k carefully selected gourmet videos in high resolution, providing a new test bed for video highlights detection and domain incremental learning tasks.

- We propose using **Global Prototype Encoding (GPE)** to identify whether the input frames are highlights or not. GPE reports superior performance in incremental video highlights detection tasks, improving the mAP at least by 1.57%, which can be served as a strong baseline for the following study.
- We provide detailed analyses of both the proposed dataset and GPE architecture. The sufficient auxiliary visualization results promise an intuitive and insightful understanding. We hope the newly released *ByteFood* can inspire more works in incremental video highlights detection tasks, bridging the gap between experimental and practical settings.

## 2 RELATED WORK

In this section, we present a brief overview of the community’s efforts on these tasks mentioned previously and make distinctions between existing works and ours, presenting the rationality and necessity of research towards video highlights detection in incremental manner.

### 2.1 VIDEO HIGHLIGHTS DETECTION

Video highlights detection is a vital task in video-related problems, and this line of research can be roughly divided into two manners, namely the ranking-based and regression-based methods. In Yao et al. (2016), a ranking model employs deep learning techniques to learn the relationship between highlights and non-highlights, assigning higher scores to the positive segments. In Saquil et al. (2021), multiple pairwise rankers are trained jointly to provide local summaries as well as a global summarization of a given video, utilizing both the local and global information. In Badamdorj et al. (2021), both visual and audio streams are modeled jointly to retrieve the best moments, giving higher scores to the annotated attractive clips, which still belongs to the ranking-based methods. Alongside, based on the ranking principle, a lot of research aims to mitigate the expensive cost of human annotation using unsupervised learning techniques combined with priors. In Xiong et al. (2019), a scalable unsupervised solution is proposed that exploits video duration as an implicit supervision signal, assuming that the shorter videos are more likely to be highlights, and thus, get rid of costly supervision requirements. In Badamdorj et al. (2022), the proposed framework encodes a video into a vector representation by learning to pick video clips that help to distinguish it from other videos via a contrastive objective, and these selected video clips are treated as highlights or representatives. All these ranking-based methods are either frame-wise or clip-wise, and as a result, need post-processing to generate refined highlights. On the contrary, regression-based ways are much more straightforward since no complex post-processing designs are required. In Zhu et al. (2021b), the proposed anchor-based and anchor-free approaches can directly tell the start and end timestamp of attractive segments together with their highlight scores, removing the manual-designed processing steps. Further, inspired by Carion et al. (2020), Moment-DETR Lei et al. (2021) treats video highlights detection as a set prediction problem, using a transformer decoder to obtain the timestamps of specific segments based on different queries. Existing methods mentioned above boost the performance of video highlights detection tasks, however, they substantially neglect the importance of incremental learning, a phenomenon that inherently exists in the real world. Numerous videos, categories, and new interests are generated online incessantly, making it an emergent need to develop a model that can learn constantly updated concepts over time from a data stream.

### 2.2 INCREMENTAL LEARNING

The development of continuous learning techniques is of great concern since the natural vision systems are inherently incremental, as depicted in Rebuffi et al. (2017). The main obstacle on the road to an expected incremental learning state is catastrophic forgetting, which is manifested as the model learns new concepts while missing awareness of the old classes or domains. iCaRL presented in Rebuffi et al. (2017) learns a classifier and a data representation simultaneously, preventing memory loss with stored exemplars from the old classes. In Hou et al. (2019), to tackle the catastrophic forgetting, a rebalancing scheme is proposed that treats both old and new classes uniformly, mitigating the adverse effects of the imbalance. In PODNet Douillard et al. (2020), a distillation loss is investigated to balance the rigidity and plasticity, preventing forgetting while allowing the learning of new concepts. In DER Yan et al. (2021), to achieve a better stability-plasticity trade-off and more economical memory usage, a method that can expand representations dynamically according to the

complexity of novel concepts is proposed, integrating new visual concepts while retaining learned knowledge. Similarly, in Wu et al. (2021), a cosine classifier framework and reciprocal adaptive weights are formulated to make a trade-off between learning new information and maintaining old knowledge without the need for stored exemplars from old classes, evading severe performance degradation when adapting a model to new data. More recently, in Zhu et al. (2021a), instead of relying on the stored data or complex generative models, the proposed non-exemplar-based method PASS adopts prototype augmentation in the deep feature space to maintain the decision boundary of previous tasks, addressing the catastrophic forgetting without costly memory occupation. Inspired by the rehearsal schemes mentioned above, in this paper, we use a transformer encoder to capture the global information of video inputs, and the obtained highlight prototypes make it possible to increment the video detector’s capabilities when confronted with new data, easing the unbearable cost of retraining.

### 3 PRELIMINARIES

In this section, we tell the necessity of incremental video highlights detection first, and immediately, we build its formal definition in detail.

#### 3.1 BACKGROUND

As described in existing works, the development of incremental learning systems have become one of the major challenges on the road to artificial intelligence. Concerning the video highlights detection task, to the best of our knowledge, there exists no formal definition and initial baseline in incremental manner. The lack of a well-annotated yet challenging dataset is one of the key factors to be blamed. To bridge the gap of video highlights detection between the experimental and real-world settings, we investigate the groundbreaking work of incremental video highlights detection in this paper and release a suitable dataset termed *ByteFood* as well. The presented dataset consists of four different domains, namely *cooking*, *eating*, *food material*, and *presentation*, which can be used to formulate both the vanilla highlights detection benchmark and domain-incremental tasks naturally.

#### 3.2 PROBLEM STATEMENT

We consider four disjoint sub-datasets which are set  $\mathcal{A}$ ,  $\mathcal{B}$ ,  $\mathcal{C}$ , and  $\mathcal{D}$  respectively. Set  $\mathcal{A}$  only contains the domain of *presentation*, set  $\mathcal{B}$  contains both the domain of *presentation* and *cooking*, set  $\mathcal{C}$  consists of *presentation*, *cooking*, and *eating* while set  $\mathcal{D}$  includes all of these four domains.

An ideal video highlights detector is expected to learn from set  $\mathcal{A}$  to set  $\mathcal{D}$  successively, and at each learning state, the neural network should provide a competitive frame-wise classification result on the testing set with respect to the corresponding categories. It is worth noting that during each training phase, the task is built as a binary classification problem that desires the classifier can identify whether the frames of input videos are attractive or not. The testing set is comprised of videos within all of the aforementioned four domains, and one just need to verify the performance of classifier within corresponding domains with respect to the training stage. Formally, given set  $\mathcal{A}$ , the classifier is trained to capture the characteristics of highlights in domain *presentation*, that is, only the annotated-frames with label *presentation* in testing set are treated as positive samples during this stage. Similarly, the subsequent data stream is dealt in this identical way as shown in Figure 2.

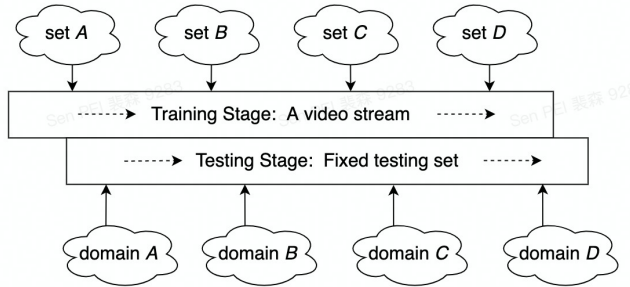


Figure 2: Domain-incremental video highlights detection. The video highlights detector is desired to learn new concepts from the video stream continuously, and at any time, the model should be aware of the highlights from any observed domains so far.

## 4 THE RELEASED DATASET

In this section, we first describe the collecting methods and basic statistical information of our proposed *ByteFood* dataset, and immediately, we give a detailed comparison between *ByteFood* and the existing datasets, showcasing its promotion towards video-related tasks.

### 4.1 DATA COLLECTION

Based on our survey, over 30% online videos are food-related, which show great attraction to users, and therefore, we start with gourmet videos uploaded by users from different fields on *TikTok*, showcasing various regional customs and favorable generality. In the following, we detail the methods of video collecting and quality control, revealing the reliability of our proposed *ByteFood*.

**Video Selection.** We only consider gourmet videos with high resolution uploaded in recent two years starting from 2020 for ideal visual context. As presented in Xiong et al. (2019), shorter videos are more likely to contain attractive segments and have more hits while longer videos are usually boring. Concerning this prior, we filter out the extremely short (less than 30 seconds) or long (over 15 minutes) videos since users pay less attention to them. After that, all reserved raw videos are viewed by the qualified workers to check whether the content of videos are gourmet-related or not, eliminating the effects of incorrect category annotation. Only videos that pass the aforementioned checks are selected for subsequent annotation task, ensuring the quality of *ByteFood* dataset.

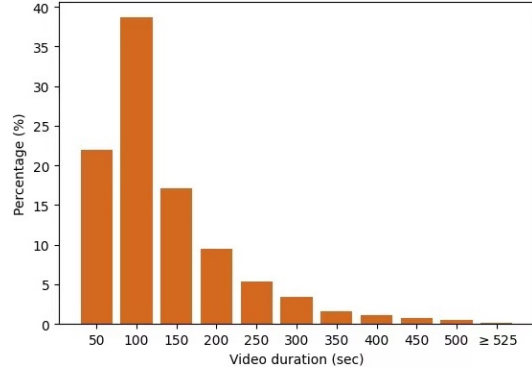


Figure 3: Distribution of video duration. It is clear that over a half videos have duration less than 150 seconds, and few videos exceed 10 minutes.

Figure 3 shows the duration distribution of the preserved videos in *ByteFood* across domains.

**Highlights Annotation.** We define the basic highlights using different queries, namely *cooking*, *eating*, *food material*, and *presentation*. For each category, a clip is accepted as a satisfactory highlight segment if and only if it meets the following restrictions as shown in Table 1.

Table 1: Basic description of annotated categories in *ByteFood*.

Domain	Description
<i>cooking</i>	The process demonstrates the chef’s exquisite cooking skills.
<i>eating</i>	People enjoy foods with exaggerated or satisfied expressions on their faces.
<i>food material</i>	The picture shows at least three kinds of rare food materials in high-quality.
<i>presentation</i>	A well-displayed meal makes them appear more appetizing.

Except for the detailed descriptions of each category, we also introduce a double-check mechanism to promise the quality of annotations. As stated before, the determination of the start and end timestamps of highlights is subjective to some extent. Therefore, both objective and subjective verifications are necessary to control the process of annotation. Considering the visual feeling of video segments, we assume that the attractive clips should be longer than three seconds to contain rich context. Besides, no highlights are allowed to exceed two minutes which is too tedious to appeal users. For subjective verification, each annotated video is reviewed by another experienced worker to identify whether each annotated segment satisfies the aforementioned requirements in Table 1. An annotated video passes this check if both the annotator and reviewer reach an agreement on over 90% video segments. For example, the annotator marks ten clips out as highlights based on the proposed descriptions, and this video can pass this subjective check if another reviewer approves at least nine of them. Immediately, we hold an objective verification for the videos that pass the former checking. During the objective check step, all videos are annotated by the same reviewer. Since in the subjective verification step, the annotator and reviewer agree on over 90% of the an-



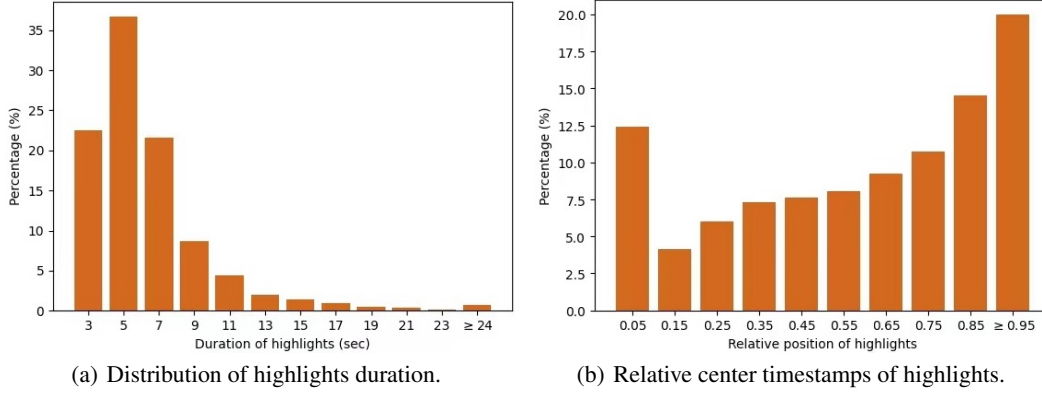


Figure 4: Statistical results of the proposed *ByteFood*. From the left figure (a), it can be seen that in *ByteFood*, the duration of highlights is rarely longer than 15 seconds only containing the carefully selected segments without dull contents. Figure (b) demonstrates the relative position of each highlight segment with respect to its corresponding videos, it can be noticed that the highlights distribute evenly across whole videos, indicating the rich diversity of *ByteFood* dataset.

notations, we only consider these consensual parts to lighten the load of checking. The reviewer is required to identify the start and end timestamps of the consensual clips mentioned above, and only clips with over 90% IoU (Intersection-over-Union) between the annotation of annotator and reviewer meet the demand of this check. The annotated videos are double-checked in a batch-wise manner, saying that 30 of every 100 annotated videos are selected randomly to be inspected both subjectively and objectively. The threshold of qualification rate is set to 90%, which means that a batch of annotated videos is qualified when at least 27 of the 30 randomly selected videos pass the double-check mechanism. It’s worth noting that all annotators are trained with over one hundred testing demos before starting work, guaranteeing the quality of videos and annotations. The whole collecting and checking process takes about two months spending over 6700 dollars regardless of the cost on authorization.

#### 4.2 DATA STATISTICS

We describe the statistical results of our proposed *ByteFood*, including the distribution of video duration, the distribution of highlights duration, and the relative position of center timestamp with respect to each clip, etc. Besides, we also compare the proposed *ByteFood* with existing highlights dataset thoroughly, showcasing the difference and innovativeness of the newly released *ByteFood*. We consider six existing datasets which are SumMe Gygli et al. (2014), YouTubeHighlights Sun et al. (2014), Video2GIF Gygli et al. (2016), PHD Garcia del Molino & Gygli (2018), ActivityThumb Yuan et al. (2019), and QVHighlights Lei et al. (2021).

Table 2: Comparison between the proposed *ByteFood* and existing datasets.

Dataset	Year	Contents	Domain incremental	Total number of videos / highlights	Avg Len (sec) of videos / highlights
SumMe	2014	Open	-	25 / 390	120.0 / -
YouTubeHighlights	2014	Activity	-	712 / -	143.0 / 2.0
Video2GIF	2016	Open	-	80K / 98K	332.0 / 5.2
PHD	2018	Open	-	119K / 228K	440.2 / 5.1
ActivityThumb	2019	Activity	-	4K / 10K	60.7 / 8.7
QVHighlights	2021	Vlog / News	-	10.2K / 10.3K	150 / 24.6
<i>ByteFood</i> (ours)	2022	Gourmet	✓	5.1K / 14.3K	136.5 / 6.4

As shown in Table 2, the SumMe and YouTubeHighlights only contain few videos and annotations, which are not suitable for deep learning based methods. The Video2GIF and PHD are much larger datasets with enough videos and annotations, however, these datasets are edited by the online users,

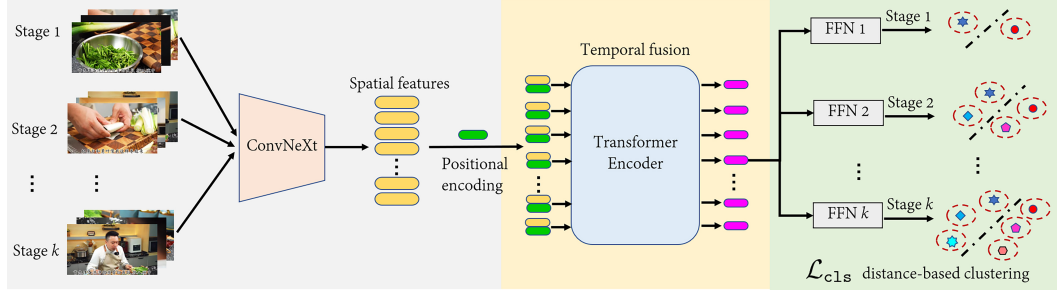


Figure 5: The proposed Global Prototype Encoding (GPE) framework. GPE employs ConvNeXt pretrained on ImageNet as a backbone, the extracted spatial features are served as the inputs of a transformer encoder to capture temporal information. Following that, the outputted global representations are classified based on their distance to the learnable prototypes. The global features are projected using a multi-layer perceptron (MLP) for dimension alignment with prototypes. The distance-based cross-entropy loss is used to supervise the training. In the right-most part of the figure above, each circle in dash line indicates a set of prototypes, and the left and right side of the decision boundaries are the vanilla and highlight prototypes respectively.

lacking strict quality control mechanism which is the promise of datasets’ reliability. Considering the newly released QVHighlights, it contains both the descriptions (queries) and timestamps of highlight segments from videos across different categories, such as vlog and news, however, QVHighlights can not support domain incremental learning task since it has no domain annotations. Besides, as shown in Table 2, it is clear that the average length of highlights in QVHighlights is fairly long, nearly one fifth of each video is annotated as attractive clips, lacking discrimination compare to the vanilla segments. Different from these mentioned datasets above, our proposed *ByteFood* focuses on gourmet videos which belongs to the same category, and it provides the domain annotations which are *eating*, *cooking*, *food material*, and *presentation*, which is naturally suitable for both the vanilla and incremental video highlights detection. In Figure 4 (a), it is shown that *ByteFood* has more compact highlights without too many blank contents, guaranteeing the necessary discrimination of highlight characters. Moreover, as depicted in previous sections, the proposed *ByteFood* is annotated by experienced workers and checked with strict mechanism, promising its quality and reliability. To further boost the research towards video-related tasks, we make the detailed information of videos included in *ByteFood* publicly available by law.

## 5 METHOD

In this section, we introduce our proposed Global Prototype Encoding framework which is designed for incremental video highlights detection first, immediately, for easy reproduction and a clear understanding, we provide the pipeline of the training and inference in incremental fashion.

### 5.1 ARCHITECTURE

Inspired by the DETR Carion et al. (2020) framework, GPE employs a convolutional neural network, ConvNeXt Liu et al. (2022) pretrained on ImageNet Russakovsky et al. (2015), to capture spatial features of input video frames. After that, a transformer encoder with multi heads are used to perform temporal fusion, generating global representations based on the whole video frames. For better generalization ability and incremental learning need, we adopt the prototype learning manner proposed in GCPL Yang et al. (2018) as the classification head. Supposing that the dimensionality of global representations outputted by transformer encoder is  $m$ , we set a group of prototypes with the same shape, namely highlight prototypes and the vanilla prototypes. The prototypes are learnable which have no difference with the classifier’s trainable parameters. Assuming the number of prototypes within each group is  $k$ , and thus, both the highlight and vanilla prototypes are built as a matrix with shape  $k \times m$ . Picking  $L_2$  distance as the measurement, we obtain the pair-wise distance between global features and prototypes. Formally, we use  $h$ ,  $H$ , and  $V$  to indicate the global feature outputted by transformer encoder, the highlight prototypes, and the vanilla prototypes.  $d(\cdot)$  is the  $L_2$  distance between given feature-prototype pairs. The distance from feature  $h$  to  $H$  and  $V$  are

formulated as:

$$d_H = \min_{i=1:k} d(h, H(i)) \quad (1)$$

$$d_V = \min_{i=1:k} d(h, V(i)) \quad (2)$$

where the subscript  $i$  represent the  $i$ -th prototype. With softmax function, the distance mentioned above is mapped to probability  $P_H$  indicating the confidence that feature  $f$  belongs to highlights.

$$P_H = \frac{\exp(-d_H)}{\exp(-d_H) + \exp(-d_V)} \quad (3)$$

Noting that  $P_V = 1 - P_H$ . With the probability calculated in Eq 3, we use cross-entropy loss to supervise the training of classification, the loss function is formalized as:

$$\mathcal{L}_{cls} = -\frac{1}{N} \sum_{i=1}^N y_i \cdot \log(P_H) + (1 - y_i) \cdot \log(P_V) \quad (4)$$

where  $N$  represents the size of training frames and  $y_i$  equals to 1 if the  $i$ -th frame is annotated as highlight otherwise 0. The optimization process is performed using gradient descent method.

## 5.2 LEARNING WITH INCREMENTAL DOMAINS

Following the previous section, we introduce some necessary notations here. We use  $h_\theta(\cdot)$  parameterized by  $\theta$  to indicate the feature extractor jointly constructed by a ConvNeXt and a transformer encoder, and the outputted feature is represented by  $h$ . The feedforward layer in the wake of feature extractor is formalized as  $g_\phi(\cdot)$  with trainable parameters  $\phi$ . Both the vanilla and highlight prototypes are depicted by  $\pi$  for simplicity. With the help of these defined notations, the classification loss built in Eq 4 is abbreviated as  $\mathcal{L}_{cls}(\theta, \phi, \pi)$ . Based on the distance measurement  $d(\cdot)$  defined in Eq 1, we expand its definition for evaluating the distance between given two tensors. Supposing  $\pi^{(t)}$  and  $\pi^{(t+1)}$  are two sets of learned prototypes with identical dimensionality in shape  $k \times m$ , the distance between them is obtained as:

$$d(\pi^{(t)}, \pi^{(t+1)}) = \frac{1}{k} \sum_{i=1}^k \sqrt{\sum_{j=1}^m (\pi_{i,j}^{(t)} - \pi_{i,j}^{(t+1)})^2} \quad (5)$$

To formalize the idea of incremental video highlights detection, we use superscript  $T = \{1, 2, 3, 4\}$  to indicate the training stage from  $\mathcal{A}$  to  $\mathcal{D}$  respectively. During the training phase  $T$ , the model inherits all observed prototypes  $\pi^{(T-1)}$  from the former stage. For the incremental need, we tackle the catastrophic forgetting issue by restricting the change of prototypes, guaranteeing the awareness that the model has learned towards observed domains. With the above formulation, we consider the following nonlinear optimization problems with constraints:

$$\begin{aligned} \min_{\theta, \phi, \pi} \quad & \mathcal{L}_{cls}(\theta, \phi, \pi) \\ \text{s.t.} \quad & d(\pi^{(T-1)}, \pi) \leq \gamma \end{aligned} \quad (6)$$

The optimal result that meets the above restriction is what we expect in training stage  $T$ , which is  $(\theta^{(T)}, \phi^{(T)}, \pi^{(T)})$ . Instead of solving the complex nonlinear optimization problem, we resort to its corresponding empirical dual formulation. With an auxiliary positive Lagrange multiplier  $\lambda$ , the optimization objective in Eq 6 is transformed into the following manner:

$$\begin{aligned} S^{(T)} &= (\theta^{(T)}, \phi^{(T)}, \pi^{(T)}) \\ &= \max_{\lambda} \min_{\theta, \phi, \pi} L(\theta, \phi, \pi, \lambda) \\ &= \max_{\lambda} \min_{\theta, \phi, \pi} \mathcal{L}_{cls}(\theta, \phi, \pi) + \lambda[d(\pi^{(T-1)}, \pi) - \gamma] \end{aligned} \quad (7)$$

where  $S^{(T)}$  indicates the optimal solution in training stage  $T$ . Motivated by the efficient primal-dual optimization in Chamon & Ribeiro (2020), we update the trainable parameters (*i.e.*,  $\theta$ ,  $\phi$ , and  $\pi$ ) and



the empirical Lagrangian variable  $\lambda$  alternatively and iteratively with gradient descent method:

$$\begin{aligned}
\theta &\leftarrow \theta - \eta_1 \frac{\partial \mathcal{L}_{\text{cls}}(\theta, \phi, \pi)}{\partial \theta} \\
\phi &\leftarrow \phi - \eta_1 \frac{\partial \mathcal{L}_{\text{cls}}(\theta, \phi, \pi)}{\partial \phi} \\
\pi &\leftarrow \pi - \eta_1 \frac{\partial L(\theta, \phi, \pi, \lambda)}{\partial \pi} \\
\lambda &\leftarrow \max\{\lambda + \eta_2 [d(\pi^{(T-1)}, \pi) - \gamma], 0\}
\end{aligned} \tag{8}$$

where  $\eta_1$  and  $\eta_2$  are the learning rate of trainable parameters in primal step, and  $\lambda$  is the multiplier in dual step. With the above analysis, the incremental training and inference pipeline are summarized in Algorithm 1.

---

**Algorithm 1:** Global Prototype Encoding for Incremental Video Highlights Detection.

---

**Input:** training data  $\mathcal{X}$  with  $k$  stages; initial  $h_\theta(\cdot)$ ,  $g_\phi(\cdot)$ , and  $\pi$ ; initial  $\eta_1$ ,  $\eta_2$ ,  $\gamma$ , and  $\lambda$ .

**Output:** trained  $h_\theta(\cdot)$ ,  $g_\phi(\cdot)$ , and  $\pi$  at each stage.

---

<pre> 1 <b>while</b> <i>Training</i> <b>do</b> 2   <b>for</b> <i>stage</i> <math>i=1:k</math> <b>do</b> 3     Reset <math>\eta_1</math>, <math>\eta_2</math>, <math>\gamma</math>, and <math>\lambda</math>; 4     <b>repeat</b> 5       Sample a batch data <math>\{x, y\}</math> from <math>\mathcal{X}</math> 6       within stage <math>i</math>; 7       Calculate outputted logits: 8       <math>g_\phi(h_\theta(x))</math>; 9       Calculate the loss function with Eq 10      7; 11      <b>if</b> <i>stage</i> <math>i=1</math> <b>then</b> 12        Update <math>\theta</math>, <math>\phi</math>, and <math>\pi</math> with Eq 8; 13      <b>else</b> 14        Update <math>\theta</math>, <math>\phi</math>, <math>\pi</math>, and <math>\lambda</math> with Eq 8; 15      <b>until</b> <math>\theta</math>, <math>\phi</math>, and <math>\pi</math> are converged; </pre>	<pre> 13 <b>while</b> <i>Inference</i> <b>do</b> 14   <b>for</b> <i>stage</i> <math>i=1:k</math> <b>do</b> 15     <b>repeat</b> 16       Sample <math>\{x, y\}</math> from the testing set at 17       stage <math>i</math>; 18       Calculate logits: <math>l = g_\phi(h_\theta(x))</math>; 19       Classify inputs based on the distance 20       between <math>l</math> and <math>\pi</math>; 21     <b>until</b> the testing set is <math>\emptyset</math>; 22     Average the metrics of current stage. 23   Average the metrics of all stages. </pre>
--	---

---

## 6 EXPERIMENT

Starting by characterizing the basic settings, we introduce the details of the evaluation protocol and experimental results in this section. To elaborate the insights of GPE, auxiliary visualization and ablation results are depicted as well.

### 6.1 EXPERIMENTAL SETUP

We conduct five groups of experiments under different settings to show the effectiveness of our proposed GPE. All experiments are performed with the same architecture as depicted in Figure 5.

**GPE.** GPE only unfreezes the last layer of ConvNeXt during the training. The transformer encoder is built as 8 heads and 3 layers. The feedforward module  $g_\phi(\cdot)$  is a multi-layer perception with 3 linear layers activated by ReLU. Both the vanilla and highlight prototypes are formulated as 40 vectors with dimension 128, sharing identical shape and quantity. During every stage, the model is trained with 300 epochs, and the learning rate halves every 70 epochs starting with 1e-3.

**Lower bound.** We provide the lower bound of GPE. During every stage, we train the GPE without inheriting the observed prototypes. Intuitively, this vanilla training manner will suffer from catastrophic forgetting severely, rendering significant performance drop with the increasing of stages.

**Upper bound.** This group is trained with the access to all observed data which will not be affected by the forgetting issue. Concretely, at stage  $k$ , the GPE is trained with data from stage 1 to  $k$ .

Table 3: Frame-wise evaluation results of different methods on *ByteFood*. Lb and Ub indicate the lower bound and upper bound respectively.

Methods	mAP					ROC-AUC				
	stage $\mathcal{A}$	stage $\mathcal{B}$	stage $\mathcal{C}$	stage $\mathcal{D}$	Avg.	stage $\mathcal{A}$	stage $\mathcal{B}$	stage $\mathcal{C}$	stage $\mathcal{D}$	Avg.
Lb	36.13	30.86	29.18	25.98	30.52	83.80	78.21	74.39	73.85	77.56
SI	36.16	31.84	30.72	28.73	31.86	83.68	81.52	80.43	79.32	81.24
oEWC	36.13	31.82	30.51	28.67	31.78	83.68	81.17	80.00	78.95	80.95
Ub	36.15	37.38	36.90	36.30	36.68	84.61	82.97	82.56	82.88	83.26
GPE	36.14	35.82	31.87	29.88	<b>33.43</b>	83.88	82.46	80.54	80.20	<b>81.77</b>

**SI.** SI Zenke et al. (2017) employs synapse to accumulate task relevant information over time, and exploits this information to rapidly store new memories without forgetting old ones. Concretely, an additional variable is maintained for each parameter to accumulate its modification. Ultimately, the magnitude of the aforementioned variable reflects the importance of its corresponding parameter to the current task, imposing constraints to the change of next training stage.

**oEWC.** oEWC Schwarz et al. (2018) is an improved version of EWC Kirkpatrick et al. (2016) which is constant in the number of parameters. oEWC consists of a knowledge base and the active column. After learning a new task, the active column is distilled into the knowledge base, preserving the observed concepts before current training stage.

## 6.2 DATA AND EVALUATION PROTOCOL

*ByteFood* contains 4928 videos for training and 261 videos for testing. In our experiments, we further randomly split 15% of the 4928 videos for validation. Noting that 188 of the aforementioned 4928 videos appear to have no attractive clips. Set  $\mathcal{A}$ ,  $\mathcal{B}$ ,  $\mathcal{C}$  and  $\mathcal{D}$  consist of 3380, 854, 393, and 113 videos respectively. All evaluation metrics are reported on the testing set which contains 261 videos. We consider the frame-wise classification performance, and therefore, we report the mAP and ROC-AUC which are thresh-agnostic. More results such as precision, recall, top-1 classification accuracy and PR-AUC are attached in the Appendix. All these mentioned metrics have been properly defined in Bishop & Nasrabadi (2006), and we follow the classic computing fashion.

## 6.3 MAIN RESULT

**Comparison with existing incremental learning baselines.** The experimental results are depicted in Table 3. We mark the upper bound out with gray background. It can be noticed that GPE surpasses the lower bound with an improvement of 2.91% mAP. Compared to the classic baselines SI and oEWC, the experimental results reveal that GPE outperforms these current methods by a considerable margin, yielding at least 1.57% performance gain on mAP. The same effects also hold on ROC-AUC metric consistently.

**Visualization of saliency scores across training stages.** We investigate the effects of observed prototypes across different training stages. In Figure 6, we resort to the visualization result of GPE at the first and the last training stage. The blue and orange points indicate the saliency scores during the first stage  $\mathcal{A}$  and the last stage  $\mathcal{D}$ . It is clear that GPE can learn new concepts, *i.e.*, *cooking*, while keeping the memory of *presentation* which is observed during the first stage. This phenomenon is in line with our initial expectations, revealing that GPE bridges the gap between the experimental and practical settings in video highlights detection task.

## 6.4 ABLATION STUDY

We investigate the effects of different parameters in this section. For simplicity, we use identical value for the learning rate  $\eta_1$  and  $\eta_2$  thoroughly, starting from 1e-3 and halving every 70 epochs. We focus on the initial number of prototypes and the distance constraint  $\gamma$  between two subsequent stages. The detailed ablation results are depicted in Table 4.




Figure 6: The observed highlights across stages.

Table 4: Ablations on initial number of prototypes and  $\gamma$ .

#Prototypes	mAP ( $\gamma = 5.0$ )					$\gamma$	mAP ( $k = 40$ )				
	stage $\mathcal{A}$	stage $\mathcal{B}$	stage $\mathcal{C}$	stage $\mathcal{D}$	Avg.		stage $\mathcal{A}$	stage $\mathcal{B}$	stage $\mathcal{C}$	stage $\mathcal{D}$	Avg.
$k = 10$	35.31	33.48	29.18	25.98	30.99	1e-3	36.14	34.26	30.17	26.43	31.75
$k = 20$	35.82	34.66	30.72	28.73	32.35	1.0	36.13	34.97	30.62	27.41	32.28
$k = 30$	36.13	35.70	30.51	28.67	32.75	3.0	36.15	35.50	31.44	28.27	32.84
$k = 40$	36.14	35.82	31.87	29.88	33.43	5.0	36.14	35.82	31.87	29.88	<b>33.43</b>
$k = 50$	36.21	35.88	31.90	29.94	<b>33.48</b>	15.0	36.14	34.92	30.80	28.12	32.50

**Ablation on the initial number of prototypes.** The number of prototypes is in fact the capacity of the model to some extent. Too many prototypes will increase the burden of training while few prototypes will result in underfitting. Results shown in Table 4 provides a compromise between the training cost and performance. It is clear to be noticed that with the increasing of initial quantity of prototypes  $k$ , the average mAP over all training stages keeps rising stably. However, comparing the last two groups of experiments, we find that the performance improvement between  $k = 40$  and  $k = 50$  is marginal while the extra 2560 trainable parameters are introduces, and thus, we set  $k$  to 40 by default in all experiments for both the vanilla and highlight prototypes.

**Ablation on distance constraint  $\gamma$ .** Extremely small  $\gamma$  will restrict the ability of model to learn new concepts since it keeps the prototypes unchanged. In contrast, larger  $\gamma$  may lead to catastrophic forgetting since no effective constraints are imposed on the prototypes, and as a result, the model will refine its parameters significantly to adapt the newly observed data. As shown in Table 4, we set  $k$  to 40 by default and investigate the effects of  $\gamma$  across different scales. In our experiments, the distance between the vanilla and highlight prototypes after stage  $\mathcal{A}$  is less than 15, and therefore, we set 15 as the upper bound of  $\gamma$ . From the first row of the right-side of Table 4, we can see that with  $\gamma$  equaling to 1e-3, GPE can hardly learn the new concepts with continuously obtained videos, resulting in obvious performance drop on the testing set, only achieving similar mAP compared to the lower bound as depicted in Table 3. With the relaxation of  $\gamma$ , the average mAP increases stably from 31.75 to 33.43, yielding considerable scalability. However, over-relaxed restrictions will make the model lose its memory ability. If we set  $\gamma$  to 15, the model only learn the concepts within current stage while losing the awareness of observed domains, leading to almost 1.0% performance drop on average mAP. Based on these analysis above, we set  $k$  and  $\gamma$  to 40 and 5 by default throughout the experiments. The value of  $\gamma$  may vary across different dataset.

## 7 CONCLUSION

In this paper, we investigate a more practical problem termed incremental video highlights detection, aiming to bridge the gap between experimental setting and open world scenarios. We propose to use GPE to learn new concepts with the increasing videos, releasing the burden of retraining and mitigating the effects of catastrophic forgetting issue. Incremental video highlights detection is a under-studied topic since no official dataset and baseline are proposed. To tackle this problem, we release a well-annotated and costly dataset, namely *ByteFood*, which consists of over 5.1k carefully selected gourmet videos from *TikTok*. *ByteFood* can be used for both the vanilla highlights detection task and domain incremental research. With the presented baseline and dataset, we are looking forward to see more techniques to deal with this problem.

## REFERENCES

- Taivanbat Badamdorj, Mrigank Rochan, Yang Wang, and Li Cheng. Joint visual and audio learning for video highlight detection. In *Proceedings of the IEEE/CVF International Conference on Computer Vision (ICCV)*, pp. 8127–8137, October 2021.
- Taivanbat Badamdorj, Mrigank Rochan, Yang Wang, and Li Cheng. Contrastive learning for unsupervised video highlight detection. In *Proceedings of the IEEE/CVF Conference on Computer Vision and Pattern Recognition (CVPR)*, pp. 14042–14052, June 2022.
- Uttaran Bhattacharya, Gang Wu, Stefano Petrangeli, Viswanathan Swaminathan, and Dinesh Manocha. Highlightme: Detecting highlights from human-centric videos. In *Proceedings of the IEEE/CVF International Conference on Computer Vision (ICCV)*, pp. 8157–8167, October 2021.
- Christopher M Bishop and Nasser M Nasrabadi. *Pattern recognition and machine learning*, volume 4. Springer, 2006.
- Nicolas Carion, Francisco Massa, Gabriel Synnaeve, Nicolas Usunier, Alexander Kirillov, and Sergey Zagoruyko. End-to-end object detection with transformers. In Andrea Vedaldi, Horst Bischof, Thomas Brox, and Jan-Michael Frahm (eds.), *Computer Vision - ECCV 2020 - 16th European Conference, Glasgow, UK, August 23-28, 2020, Proceedings, Part I*, volume 12346 of *Lecture Notes in Computer Science*, pp. 213–229. Springer, 2020. doi: 10.1007/978-3-030-58452-8\13. URL [https://doi.org/10.1007/978-3-030-58452-8\\_13](https://doi.org/10.1007/978-3-030-58452-8_13).
- Luiz F. O. Chamon and Alejandro Ribeiro. Probably approximately correct constrained learning. In Hugo Larochelle, Marc’Aurelio Ranzato, Raia Hadsell, Maria-Florina Balcan, and Hsuan-Tien Lin (eds.), *Advances in Neural Information Processing Systems 33: Annual Conference on Neural Information Processing Systems 2020, NeurIPS 2020, December 6-12, 2020, virtual*, 2020. URL <https://proceedings.neurips.cc/paper/2020/hash/c291b01517f3e6797c774c306591cc32-Abstract.html>.
- Arthur Douillard, Matthieu Cord, Charles Ollion, Thomas Robert, and Eduardo Valle. Podnet: Pooled outputs distillation for small-tasks incremental learning. In Andrea Vedaldi, Horst Bischof, Thomas Brox, and Jan-Michael Frahm (eds.), *Computer Vision - ECCV 2020 - 16th European Conference, Glasgow, UK, August 23-28, 2020, Proceedings, Part XX*, volume 12365 of *Lecture Notes in Computer Science*, pp. 86–102. Springer, 2020. doi: 10.1007/978-3-030-58565-5\6. URL [https://doi.org/10.1007/978-3-030-58565-5\\_6](https://doi.org/10.1007/978-3-030-58565-5_6).
- Jiri Fajtl, Hajar Sadeghi Sokeh, Vasileios Argyriou, Dorothy Monekosso, and Paolo Remagnino. Summarizing videos with attention. In Gustavo Carneiro and Shaodi You (eds.), *Computer Vision - ACCV 2018 Workshops - 14th Asian Conference on Computer Vision, Perth, Australia, December 2-6, 2018, Revised Selected Papers*, volume 11367 of *Lecture Notes in Computer Science*, pp. 39–54. Springer, 2018. doi: 10.1007/978-3-030-21074-8\4. URL [https://doi.org/10.1007/978-3-030-21074-8\\_4](https://doi.org/10.1007/978-3-030-21074-8_4).
- Ana Garcia del Molino and Michael Gygli. PHD-GIFs: Personalized Highlight Detection for Automatic GIF Creation. In *Proceedings of the 2018 ACM on Multimedia Conference, MM ’18*, New York, NY, USA, 2018. ACM.
- Michael Gygli, Helmut Grabner, Hayko Riemenschneider, and Luc Van Gool. Creating summaries from user videos. In *ECCV*, 2014.
- Michael Gygli, Yale Song, and Liangliang Cao. Video2gif: Automatic generation of animated gifs from video. In *2016 IEEE Conference on Computer Vision and Pattern Recognition, CVPR 2016, Las Vegas, NV, USA, June 27-30, 2016*, pp. 1001–1009. IEEE Computer Society, 2016. doi: 10.1109/CVPR.2016.114. URL <https://doi.org/10.1109/CVPR.2016.114>.
- Saihui Hou, Xinyu Pan, Chen Change Loy, Zilei Wang, and Dahua Lin. Learning a unified classifier incrementally via rebalancing. In *Proceedings of the IEEE/CVF Conference on Computer Vision and Pattern Recognition (CVPR)*, June 2019.

- James Kirkpatrick, Razvan Pascanu, Neil C. Rabinowitz, Joel Veness, Guillaume Desjardins, Andrei A. Rusu, Kieran Milan, John Quan, Tiago Ramalho, Agnieszka Grabska-Barwinska, Demis Hassabis, Claudia Clopath, Dharshan Kumaran, and Raia Hadsell. Overcoming catastrophic forgetting in neural networks. *CoRR*, abs/1612.00796, 2016. URL <http://arxiv.org/abs/1612.00796>.
- Jie Lei, Tamara L Berg, and Mohit Bansal. Detecting moments and highlights in videos via natural language queries. *Advances in Neural Information Processing Systems*, 34:11846–11858, 2021.
- Meng Liu, Xiang Wang, Liqiang Nie, Qi Tian, Baoquan Chen, and Tat-Seng Chua. Cross-modal moment localization in videos. In Susanne Boll, Kyoung Mu Lee, Jiebo Luo, Wenwu Zhu, Hyeran Byun, Chang Wen Chen, Rainer Lienhart, and Tao Mei (eds.), *2018 ACM Multimedia Conference on Multimedia Conference, MM 2018, Seoul, Republic of Korea, October 22-26, 2018*, pp. 843–851. ACM, 2018. doi: 10.1145/3240508.3240549. URL <https://doi.org/10.1145/3240508.3240549>.
- Zhuang Liu, Hanzi Mao, Chao-Yuan Wu, Christoph Feichtenhofer, Trevor Darrell, and Saining Xie. A convnet for the 2020s. *Proceedings of the IEEE/CVF Conference on Computer Vision and Pattern Recognition (CVPR)*, 2022.
- Danila Potapov, Matthijs Douze, Zaïd Harchaoui, and Cordelia Schmid. Category-specific video summarization. In David J. Fleet, Tomás Pajdla, Bernt Schiele, and Tinne Tuytelaars (eds.), *Computer Vision - ECCV 2014 - 13th European Conference, Zurich, Switzerland, September 6-12, 2014, Proceedings, Part VI*, volume 8694 of *Lecture Notes in Computer Science*, pp. 540–555. Springer, 2014. doi: 10.1007/978-3-319-10599-4\_35. URL [https://doi.org/10.1007/978-3-319-10599-4\\_35](https://doi.org/10.1007/978-3-319-10599-4_35).
- Sylvestre-Alvise Rebuffi, Alexander Kolesnikov, Georg Sperl, and Christoph H. Lampert. icarl: Incremental classifier and representation learning. In *2017 IEEE Conference on Computer Vision and Pattern Recognition, CVPR 2017, Honolulu, HI, USA, July 21-26, 2017*, pp. 5533–5542. IEEE Computer Society, 2017. doi: 10.1109/CVPR.2017.587. URL <https://doi.org/10.1109/CVPR.2017.587>.
- Cristian Rodriguez, Edison Marrese-Taylor, Fatemeh Sadat Saleh, HONGDONG LI, and Stephen Gould. Proposal-free temporal moment localization of a natural-language query in video using guided attention. In *Proceedings of the IEEE/CVF Winter Conference on Applications of Computer Vision (WACV)*, March 2020.
- Cristian Rodriguez-Opazo, Edison Marrese-Taylor, Basura Fernando, Hongdong Li, and Stephen Gould. Dori: Discovering object relationships for moment localization of a natural language query in a video. In *Proceedings of the IEEE/CVF Winter Conference on Applications of Computer Vision (WACV)*, pp. 1079–1088, January 2021.
- Olga Russakovsky, Jia Deng, Hao Su, Jonathan Krause, Sanjeev Satheesh, Sean Ma, Zhiheng Huang, Andrej Karpathy, Aditya Khosla, Michael Bernstein, Alexander C. Berg, and Li Fei-Fei. ImageNet Large Scale Visual Recognition Challenge. *International Journal of Computer Vision (IJCV)*, 115(3):211–252, 2015. doi: 10.1007/s11263-015-0816-y.
- Yassir Saquil, Da Chen, Yuan He, Chuan Li, and Yong-Liang Yang. Multiple pairwise ranking networks for personalized video summarization. In *Proceedings of the IEEE/CVF International Conference on Computer Vision (ICCV)*, pp. 1718–1727, October 2021.
- Jonathan Schwarz, Wojciech M. Czarnecki, Jelena Luketina, Agnieszka Grabska-Barwinska, Yee Whye Teh, Razvan Pascanu, and Raia Hadsell. Progress & compress: A scalable framework for continual learning. *ArXiv*, abs/1805.06370, 2018.
- Yale Song, Jordi Vallmitjana, Amanda Stent, and Alejandro Jaimes. Tvsum: Summarizing web videos using titles. In *IEEE Conference on Computer Vision and Pattern Recognition, CVPR 2015, Boston, MA, USA, June 7-12, 2015*, pp. 5179–5187. IEEE Computer Society, 2015. doi: 10.1109/CVPR.2015.7299154. URL <https://doi.org/10.1109/CVPR.2015.7299154>.

- Min Sun, Ali Farhadi, and Steven M. Seitz. Ranking domain-specific highlights by analyzing edited videos. In David J. Fleet, Tomas Pajdla, Bernt Schiele, and Tinne Tuytelaars (eds.), *Computer Vision - ECCV 2014 - 13th European Conference, Zurich, Switzerland, September 6-12, 2014, Proceedings, Part I*, volume 8689 of *Lecture Notes in Computer Science*, pp. 787–802. Springer, 2014. doi: 10.1007/978-3-319-10590-1\_51. URL [https://doi.org/10.1007/978-3-319-10590-1\\_51](https://doi.org/10.1007/978-3-319-10590-1_51).
- Guile Wu, Shaogang Gong, and Pan Li. Striking a balance between stability and plasticity for class-incremental learning. In *Proceedings of the IEEE/CVF International Conference on Computer Vision (ICCV)*, pp. 1124–1133, October 2021.
- Bo Xiong, Yannis Kalantidis, Deepti Ghadiyaram, and Kristen Grauman. Less is more: Learning highlight detection from video duration. In *Proceedings of the IEEE/CVF Conference on Computer Vision and Pattern Recognition (CVPR)*, June 2019.
- Shipeng Yan, Jiangwei Xie, and Xuming He. Der: Dynamically expandable representation for class incremental learning. In *Proceedings of the IEEE/CVF Conference on Computer Vision and Pattern Recognition (CVPR)*, pp. 3014–3023, June 2021.
- Hong-Ming Yang, Xu-Yao Zhang, Fei Yin, and Cheng-Lin Liu. Robust classification with convolutional prototype learning. In *2018 IEEE Conference on Computer Vision and Pattern Recognition, CVPR 2018, Salt Lake City, UT, USA, June 18-22, 2018*, pp. 3474–3482. Computer Vision Foundation / IEEE Computer Society, 2018. doi: 10.1109/CVPR.2018.00366. URL [http://openaccess.thecvf.com/content\\_cvpr\\_2018/html/Yang\\_Robust\\_Classification\\_With\\_CVPR\\_2018\\_paper.html](http://openaccess.thecvf.com/content_cvpr_2018/html/Yang_Robust_Classification_With_CVPR_2018_paper.html).
- Huan Yang, Baoyuan Wang, Stephen Lin, David P. Wipf, Minyi Guo, and Baining Guo. Un-supervised extraction of video highlights via robust recurrent auto-encoders. In *2015 IEEE International Conference on Computer Vision, ICCV 2015, Santiago, Chile, December 7-13, 2015*, pp. 4633–4641. IEEE Computer Society, 2015. doi: 10.1109/ICCV.2015.526. URL <https://doi.org/10.1109/ICCV.2015.526>.
- Ting Yao, Tao Mei, and Yong Rui. Highlight detection with pairwise deep ranking for first-person video summarization. In *2016 IEEE Conference on Computer Vision and Pattern Recognition, CVPR 2016, Las Vegas, NV, USA, June 27-30, 2016*, pp. 982–990. IEEE Computer Society, 2016. doi: 10.1109/CVPR.2016.112. URL <https://doi.org/10.1109/CVPR.2016.112>.
- Yitian Yuan, Lin Ma, and Wenwu Zhu. Sentence specified dynamic video thumbnail generation. In Laurent Amsaleg, Benoit Huet, Martha A. Larson, Guillaume Gravier, Hayley Hung, Chong-Wah Ngo, and Wei Tsang Ooi (eds.), *Proceedings of the 27th ACM International Conference on Multimedia, MM 2019, Nice, France, October 21-25, 2019*, pp. 2332–2340. ACM, 2019. doi: 10.1145/3343031.3350985. URL <https://doi.org/10.1145/3343031.3350985>.
- Friedemann Zenke, Ben Poole, and Surya Ganguli. Continual learning through synaptic intelligence. In Doina Precup and Yee Whye Teh (eds.), *Proceedings of the 34th International Conference on Machine Learning, ICML 2017, Sydney, NSW, Australia, 6-11 August 2017*, volume 70 of *Proceedings of Machine Learning Research*, pp. 3987–3995. PMLR, 2017. URL <http://proceedings.mlr.press/v70/zenke17a.html>.
- Ke Zhang, Kristen Grauman, and Fei Sha. Retrospective encoders for video summarization. In Vittorio Ferrari, Martial Hebert, Cristian Sminchisescu, and Yair Weiss (eds.), *Computer Vision - ECCV 2018 - 15th European Conference, Munich, Germany, September 8-14, 2018, Proceedings, Part VIII*, volume 11212 of *Lecture Notes in Computer Science*, pp. 391–408. Springer, 2018. doi: 10.1007/978-3-030-01237-3\_24. URL [https://doi.org/10.1007/978-3-030-01237-3\\_24](https://doi.org/10.1007/978-3-030-01237-3_24).
- Songyang Zhang, Houwen Peng, Jianlong Fu, and Jiebo Luo. Learning 2d temporal adjacent networks for moment localization with natural language. In *Proceedings of the AAAI Conference on Artificial Intelligence*, volume 34, pp. 12870–12877, 2020.
- Fei Zhu, Xu-Yao Zhang, Chuang Wang, Fei Yin, and Cheng-Lin Liu. Prototype augmentation and self-supervision for incremental learning. In *Proceedings of the IEEE/CVF Conference on Computer Vision and Pattern Recognition (CVPR)*, pp. 5871–5880, June 2021a.



Wencheng Zhu, Jiwen Lu, Jiahao Li, and Jie Zhou. Dsnet: A flexible detect-to-summarize network for video summarization. *IEEE Trans. Image Process.*, 30:948–962, 2021b. doi: 10.1109/TIP.2020.3039886. URL <https://doi.org/10.1109/TIP.2020.3039886>.