

Clifford Neural Layers for PDE Modeling

Johannes Brandstetter¹, Rianne van den Berg¹, Max Welling¹, and Jayesh K. Gupta²

¹Microsoft Research Amsterdam, ²Microsoft Autonomous Systems and Robotics Research

Partial differential equations (PDEs) see widespread use in sciences and engineering to describe simulation of physical processes as scalar and vector fields interacting and coevolving over time. Due to the computationally expensive nature of their standard solution methods, neural PDE surrogates have become an active research topic to accelerate these simulations. However, current methods do not explicitly take into account the relationship between different fields and their internal components, which are often correlated. Viewing the time evolution of such correlated fields through the lens of multivector fields allows us to overcome these limitations. Multivector fields consist of scalar, vector, as well as higher-order components, such as bivectors and trivectors. Their algebraic properties, such as multiplication, addition and other arithmetic operations can be described by Clifford algebras. To our knowledge, this paper presents the first usage of such multivector representations together with Clifford convolutions and Clifford Fourier transforms in the context of deep learning. The resulting Clifford neural layers are universally applicable and will find direct use in the areas of fluid dynamics, weather forecasting, and the modeling of physical systems in general. We empirically evaluate the benefit of Clifford neural layers by replacing convolution and Fourier operations in common neural PDE surrogates by their Clifford counterparts on two-dimensional Navier-Stokes and weather modeling tasks, as well as three-dimensional Maxwell equations. Clifford neural layers consistently improve generalization capabilities of the tested neural PDE surrogates.

1. Introduction

Most scientific phenomena are described by the evolution and interaction of physical quantities over space and time. The concept of fields is one widely used construct to continuously parameterize these quantities over chosen coordinates (McMullin, 2002). Prominent examples include (i) fluid mechanics, which has applications in domains ranging from mechanical and civil engineering, to geophysics and meteorology, and (ii) electromagnetism, which provides mathematical models for electric, optical, or radio technologies. The underlying equations of these examples are famously described in various forms of the Navier-Stokes equations (Temam, 2001) and Maxwell’s equations (Griffiths, 2005). For the majority of these equations, solutions are analytically intractable, and obtaining accurate predictions necessitates falling back on numerical approximation schemes often with prohibitive computation costs. Deep learning’s success at overcoming the curse of dimensionality in many fields has led to a surge of interest in scientific applications, especially at augmenting and replacing numerical solving schemes in fluid dynamics with neural networks (Thuerey et al., 2021; Zongyi Li, Kovachki, et al., 2020; Kochkov et al., 2021; Lu, P. Jin, et al., 2021; Rasp et al., 2021; Keisler, 2022; Weyn, Durran, and Caruana, 2020; Sønderby et al., 2020; R. Wang, Kashinath, et al., 2020; Pathak et al., 2022).

Taking weather simulations as our motivating example to ground our discussion, two different kinds of fields emerge: **scalar** fields such as temperature or humidity, and **vector** fields such as wind velocity or pressure gradients. Current deep learning based approaches treat different vector field components the same as scalar fields, and stack all scalar fields along the channel dimension, thereby omitting the geometric relations between different components, both within vector fields as well as between individual vector and scalar fields. This practice leaves out important inductive bias information present in the input data. For example, wind velocities in the x - and y - directions are strongly related, i.e. they form a vector field. Additionally, the wind vector field and the scalar pressure field are related since the gradient of the pressure field causes air movement and subsequently influences the wind components. In this work, we therefore build neural PDE surrogates which not only model local and global relationships, as current methods do, but also the relation between different fields (e.g. wind and pressure field) and field

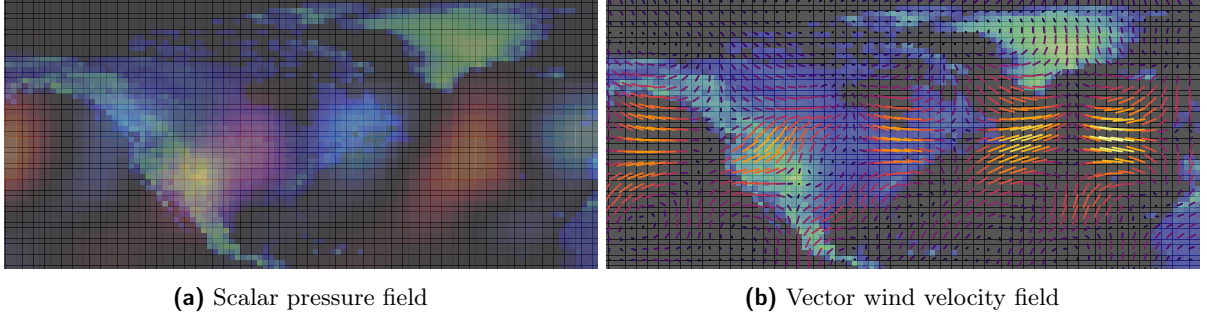


Figure 1: Fields of the Earth’s shallow water model. Vector components of the wind velocities (right) are strongly related, i.e. they form a vector field. Additionally, the wind vector field and the scalar pressure field (left) are related since the gradient of the pressure field causes air movement and subsequently influences the wind components. We therefore aim to describe scalar and vector field as one multivector field, which models the dependencies correctly.

components (e.g. x - and y - component of the wind velocities). Figure 1 shows an example of a wind vector field as per the Earth’s shallow water model in two dimensions, and the related scalar pressure field. Clifford algebras (Suter, 2003; Hestenes, 2003; Hestenes, 2012; Renaud, 2020) are at the core intersection of geometry and algebra, introduced to simplify spatial and geometrical relations between many mathematical concepts. For example, Clifford algebras naturally unify real numbers, vectors, complex numbers, quaternions, exterior algebras, and many more. Most notably, in contrast to standard vector analysis where primitives are scalars and vectors, Clifford algebras have additional spatial primitives for representing plane and volume segments. An expository example is the cross-product of two vectors in 3 dimensions, which naturally translates to a plane segment spanned by these two vectors. The cross product is often represented as a vector because it has 3 independent components, but has a sign flip under reflection that a true vector does not. In Clifford algebras, different spatial primitives can be summarized into objects called **multivectors**, as illustrated in Figure 2. In this work, we replace operations over feature fields in deep learning architectures by their Clifford algebra counterparts, which operate on multivector feature fields. For example, we will endow a convolutional kernel with multivector components, such that it can convolve over multivector feature maps. Introducing Clifford neural layers yields two advantages: (i) scalar and vector components can be naturally grouped together into one multivector object, with operations on, and mappings between multivectors defined by Clifford algebras; and (ii) higher order geometric information such as bivectors and trivectors arise, which match aforementioned higher order objects. For example, the curl of a vector field can be described via bivectors, and thus it is beneficial to have bivector filter components to match those.

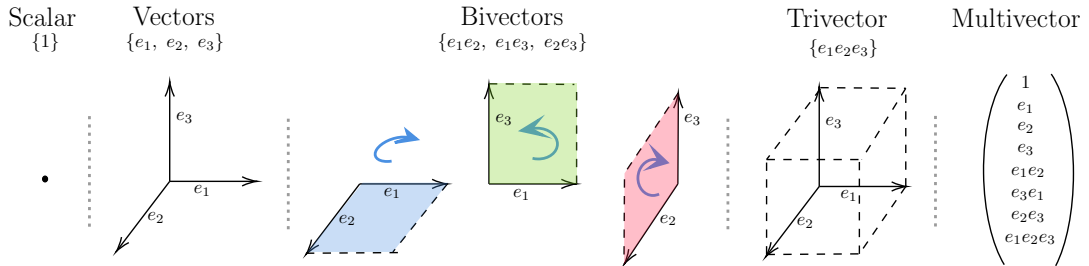


Figure 2: Multivector components of Clifford algebras.

To summarize our contributions: (i) We define Clifford convolution and Clifford Fourier transforms over multivector fields, building on connections between Clifford algebras, complex numbers, and quaternions. (ii) Based on these new insights, we implement Clifford layers for different Clifford algebras, replacing convolution and Fourier operations in common deep learning architectures. (iii) We evaluate the effect of using Clifford based architectures on 2-dimensional problems of fluid mechanics and weather modeling, as well as on the 3-dimensional Maxwell’s equations. We demonstrate that Clifford neural layers consistently improve generalization capabilities of the tested architectures.

2. Background: Clifford algebras

We introduce important mathematical concepts and discuss three prominent Clifford algebras, $Cl_{2,0}(\mathbb{R})$, $Cl_{0,2}(\mathbb{R})$, $Cl_{3,0}(\mathbb{R})$, which are directly related to the layers introduced in Section 3. A more detailed introduction as well as connections to complex numbers and quaternions is given in Appendix A.

Consider the vector space \mathbb{R}^n with standard Euclidean product $\langle \cdot, \cdot \rangle$, where $n = p + q$, and p and q are non-negative integers. A real Clifford algebra $Cl_{p,q}(\mathbb{R})$ is an associative algebra¹ generated by $p + q$ orthonormal basis elements e_1, \dots, e_{p+q} of the *generating* vector space \mathbb{R}^n , such that the following quadratic relations hold:

$$e_i^2 = +1 \quad \text{for } 1 \leq i \leq p, \quad (1)$$

$$e_j^2 = -1 \quad \text{for } p < j \leq p + q, \quad (2)$$

$$e_i e_j = -e_j e_i \quad \text{for } i \neq j. \quad (3)$$

The pair (p, q) is called the *signature* and defines a Clifford algebra $Cl_{p,q}(\mathbb{R})$, together with the basis elements that span the vector space G^{p+q} of $Cl_{p,q}(\mathbb{R})$. Vector spaces of Clifford algebras have scalar elements and vector elements, but can also have elements consisting of multiple basis elements of the generating vector space \mathbb{R}^n , which can be interpreted as plane and volume segments. Exemplary low-dimensional Clifford algebras are: (i) $Cl_{0,0}(\mathbb{R})$ which is a one-dimensional algebra that is spanned by the basis element $\{1\}$ and is therefore isomorphic to \mathbb{R} , the field of real numbers; (ii) $Cl_{0,1}(\mathbb{R})$ which is a two-dimensional algebra with vector space G^1 spanned by $\{1, e_1\}$ where the basis vector e_1 squares to -1 , and is therefore isomorphic to \mathbb{C} , the field of complex numbers; (iii) $Cl_{0,2}(\mathbb{R})$ which is a 4-dimensional algebra with vector space G^2 spanned by $\{1, e_1, e_2, e_1 e_2\}$, where $e_1, e_2, e_1 e_2$ all square to -1 and anti-commute. Thus, $Cl_{0,2}(\mathbb{R})$ is isomorphic to the quaternions \mathbb{H} .

Grade, dual, geometric product. The *grade* of a Clifford algebra basis element is the dimension of the subspace it represents. For example, the basis elements $\{1, e_1, e_2, e_1 e_2\}$ of the vector space G^2 of the Clifford algebra $Cl_{2,0}(\mathbb{R})$ have the grades $\{0, 1, 1, 2\}$. Using the concept of grades, we can divide Clifford algebras into linear subspaces made up of elements of each grade. The grade subspace of smallest dimension is M_0 , the subspace of all scalars (elements with 0 basis vectors of the generating vector space). Elements of M_1 are called vectors, elements of M_2 are bivectors, and so on. In general, a vector space G^{p+q} of a Clifford algebra $Cl_{p,q}(\mathbb{R})$ can be written as the direct sum of all of these subspaces: $G^{p+q} = M_0 \oplus M_1 \oplus \dots \oplus M_{p+q}$. The elements of a Clifford algebra are called *multivectors*, containing elements of subspaces, i.e. scalars, vectors, bivectors, \dots , k -vectors. The basis element with the highest grade is called the *pseudoscalar*², which in \mathbb{R}^2 corresponds to the bivector $e_1 e_2$, and in \mathbb{R}^3 to the trivector $e_1 e_2 e_3$.

The *dual* \mathbf{a}^* of a multivector \mathbf{a} is defined as $\mathbf{a}^* = \mathbf{a} i_{p+q}$, where i_{p+q} represents the respective pseudoscalar of the Clifford algebra. This definition allows us to relate different multivectors to each other, which is a useful property when defining Clifford Fourier transforms. For example, for Clifford algebras in \mathbb{R}^2 the dual of the scalar is the bivector, and in \mathbb{R}^3 , the dual of the scalar is the trivector.

The *geometric product* is a bilinear operation on multivectors. For arbitrary multivectors $\mathbf{a}, \mathbf{b}, \mathbf{c} \in G^{p+q}$, and scalar λ , the geometric product has the following properties: (i) closure, i.e. $\mathbf{ab} \in G^{p+q}$, (ii) associativity, i.e. $(\mathbf{ab})\mathbf{c} = \mathbf{a}(\mathbf{bc})$; (iii) commutative scalar multiplication, i.e. $\lambda\mathbf{a} = \mathbf{a}\lambda$; (iv) distributive over addition, i.e. $\mathbf{a}(\mathbf{b} + \mathbf{c}) = \mathbf{ab} + \mathbf{ac}$. The geometric product is in general non-commutative, i.e. $\mathbf{ab} \neq \mathbf{ba}$. Note that Equations 1, 2, and 3 describe the geometric product specifically between basis elements of the generating vector space.

Clifford algebras $Cl_{2,0}(\mathbb{R})$ and $Cl_{0,2}(\mathbb{R})$. The 4-dimensional vector spaces of these Clifford algebras have the basis vectors $\{1, e_1, e_2, e_1 e_2\}$ where $e_1, e_2, e_1 e_2$ square to $+1$ for $Cl_{2,0}(\mathbb{R})$ and to -1 for $Cl_{0,2}(\mathbb{R})$. For $Cl_{2,0}(\mathbb{R})$, the geometric product of two multivectors $\mathbf{a} = a_0 + a_1 e_1 + a_2 e_2 + a_{12} e_1 e_2$ and $\mathbf{b} = b_0 + b_1 e_1 + b_2 e_2 + b_{12} e_1 e_2$ is given by:

$$\begin{aligned} \mathbf{ab} = & (a_0 b_0 + a_1 b_1 + a_2 b_2 - a_{12} b_{12}) 1 + (a_0 b_1 + a_1 b_0 - a_2 b_{12} + a_{12} b_2) e_1 \\ & + (a_0 b_2 + a_1 b_{12} + a_2 b_0 - a_{12} b_1) e_2 + (a_0 b_{12} + a_1 b_2 - a_2 b_1 + a_{12} b_0) e_1 e_2, \end{aligned} \quad (4)$$

¹Operations of addition and multiplication are associative.

²In contrast to scalars, pseudoscalars change sign under reflections.

which can be derived by collecting terms that multiply the same basis elements. A detailed derivation can be found in Appendix A. A vector $x = (x_1, x_2) \in \mathbb{R}^2$ with standard Euclidean product $\langle \cdot, \cdot \rangle$ can be related to $x_1 e_1 + x_2 e_2 \in \mathbb{R}^2 \subset G^2$. Clifford multiplication of two vectors $x, y \in \mathbb{R}^2 \subset G^2$ yields the geometric product xy :

$$xy = (x_1 e_1 + x_2 e_2)(y_1 e_1 + y_2 e_2) = x_1 y_1 e_1^2 + x_2 y_2 e_2^2 + x_1 y_2 e_1 e_2 + x_2 y_1 e_2 e_1 = \langle x, y \rangle + x \wedge y, \quad (5)$$

where \wedge is the exterior or wedge product. The asymmetric quantity $x \wedge y = -y \wedge x$ is associated with the *bivector*, which can be interpreted as an oriented plane segment as shown in Figure 3 for vectors x and y .

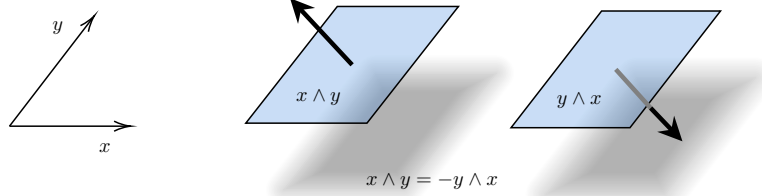


Figure 3: Antisymmetry of bivector exterior (wedge) product.

A unit bivector i_2 , spanned by the (orthonormal) basis vectors e_1 and e_2 is determined by the product:

$$i_2 = e_1 e_2 = \underbrace{\langle e_1, e_2 \rangle}_{=0} + e_1 \wedge e_2 = -e_2 \wedge e_1 = -e_2 e_1, \quad (6)$$

which if squared yields $i_2^2 = -1$. Thus, i_2 represents a geometric $\sqrt{-1}$. From Equation 6, it follows that $e_2 = e_1 i_2 = -i_2 e_1$ and $e_1 = i_2 e_2 = -e_2 i_2$.

Using the pseudoscalar i_2 , the dual of a scalar is a bivector and the dual of a vector is again a vector. The dual pairs of the base vectors are $1 \leftrightarrow e_1 e_2$ and $e_1 \leftrightarrow e_2$. These dual pairs allow us to write an arbitrary multivector \mathbf{a} as

$$\mathbf{a} = a_0 + a_1 e_1 + a_2 e_2 + a_{12} e_1 e_2 = 1 \underbrace{(a_0 + a_{12} i_2)}_{\text{spinor part}} + e_1 \underbrace{(a_1 + a_2 i_2)}_{\text{vector part}}, \quad (7)$$

which can be regarded as two complex-valued parts: the spinor³ part, which commutes with the base element 1, i.e. $1 i_2 = i_2 1$, and the vector part, which anti-commutes with the respective base element e_1 , i.e. $e_1 i_2 = e_1 e_1 e_2 = -e_1 e_2 e_1 = -i_2 e_1$. This decomposition will be the basis for Clifford Fourier transforms which naturally act on dual pairs.

The Clifford algebra $Cl_{0,2}(\mathbb{R})$ is isomorphic to the quaternions \mathbb{H} , which are an extension of complex numbers and are commonly written in the literature as $a + b\hat{i} + c\hat{j} + d\hat{k}$. Quaternions also form a 4-dimensional algebra spanned by $\{1, \hat{i}, \hat{j}, \hat{k}\}$, where $\hat{i}, \hat{j}, \hat{k}$ all square to -1 . The algebra isomorphism to $Cl_{0,2}(\mathbb{R})$ is easy to verify since $e_1, e_2, e_1 e_2$ all square to -1 and anti-commute. The basis element 1 is often called the scalar part, and the basis elements $\hat{i}, \hat{j}, \hat{k}$ are called the vector part of a quaternion. Quaternions have practical uses in applied mathematics, particularly for calculations involving three-dimensional rotations, which we will use to define the rotational Clifford convolution layer in Section 3.

Clifford algebra $Cl_{3,0}(\mathbb{R})$. The 8-dimensional vector space G^3 of the Clifford algebra $Cl_{3,0}(\mathbb{R})$ has the basis vectors $\{1, e_1, e_2, e_3, e_1 e_2, e_3 e_1, e_2 e_3, e_1 e_2 e_3\}$, i.e. it consists of one scalar, three vectors $\{e_1, e_2, e_3\}$, three bivectors $\{e_1 e_2, e_3 e_1, e_2 e_3\}$ ⁴, and one trivector $e_1 e_2 e_3$. The trivector is the pseudoscalar i_3 of the algebra. The geometric product of two multivectors is defined analogously to the geometric product of $Cl_{2,0}(\mathbb{R})$, see Appendix A. The dual pairs of $Cl_{3,0}(\mathbb{R})$ are: $1 \leftrightarrow e_1 e_2 e_3 = i_3$, $e_1 \leftrightarrow e_2 e_3$, $e_2 \leftrightarrow e_3 e_1$, and $e_3 \leftrightarrow e_1 e_2$. An intriguing example of the duality of the multivectors of $Cl_{3,0}(\mathbb{R})$ emerges when writing the expression of the electromagnetic field \mathbf{F} in terms of an electric vector field E and a magnetic vector field B , such that $\mathbf{F} = E + B i_3$, where $E = E_x e_1 + E_y e_2 + E_z e_3$ and $B = B_x e_1 + B_y e_2 + B_z e_3$. In this way the electromagnetic field \mathbf{F} decomposes into electric vector and magnetic bivector parts via

³Spinors are elements of a complex vector space that can be associated with Euclidean space. Unlike vectors, spinors transform to their negative when rotated 360° .

⁴The bivector $e_1 e_3$ has negative orientation.

the pseudoscalar i_3 (Hestenes, 2003). For example, for the base component $B_x e_1$ of B it holds that $B_x e_1 i_3 = B_x e_1 e_1 e_2 e_3 = B_x e_2 e_3$ which is a bivector and the dual to the base component $E_x e_1$ of E . Consequently, the multivector representing \mathbf{F} consists of three vectors (the electric field components) and three bivectors (the magnetic field components multiplied by i_3). This viewpoint gives Clifford neural layers a natural advantage over their default counterparts as we will see in Section 4.

3. Clifford neural layers

We introduce Clifford convolution and Clifford Fourier transform layers for 2-dimensional problems. Appendix B contains extensions to 3 dimensions, and discussions about appropriate normalization and initialization procedures. Clifford convolutions are related to the work on complex networks by Trabelsi et al. (2017), and closely related to work on quaternion neural networks (X. Zhu et al., 2018; Parcollet, Ravanelli, et al., 2018; Gaudet et al., 2018; Parcollet, Y. Zhang, et al., 2018; Parcollet, Morchid, and Linares, 2019; Parcollet, Morchid, and Linares, 2020; Nguyen et al., 2021). Probably the most related work is by Zang et al. (2022) who build geometric algebra convolution networks to process spatial and temporal data. In Appendices B, D the relationship to existing literature is described in more detail.

From regular to Clifford CNN layers. Regular convolutional neural network (CNN) layers take as input feature maps $f : \mathbb{Z}^2 \rightarrow \mathbb{R}^{c_{\text{in}}}$ and convolve⁵ them with a set of c_{out} filters $\{w^i\}_{i=1}^{c_{\text{out}}}$ with $w^i : \mathbb{Z}^2 \rightarrow \mathbb{R}^{c_{\text{in}}}$:

$$[f \star w_i](x) = \sum_{y \in \mathbb{Z}^2} \langle f(y), w^i(y-x) \rangle = \sum_{y \in \mathbb{Z}^2} \sum_{j=1}^{c_{\text{in}}} f^j(y) w^{i,j}(y-x). \quad (8)$$

Equation 8 can be interpreted as an inner product of input feature maps with the corresponding filters at every point $y \in \mathbb{Z}^2$. By applying c_{out} filters, the output feature maps can be interpreted as c_{out} dimensional feature vectors at every point $y \in \mathbb{Z}^2$. We now want to extend convolution layers such that the element-wise product of scalars $f^j(y) w^{i,j}(y-x)$ is replaced by the geometric product of multivector inputs and multivector filters $\mathbf{f}^j(y) \mathbf{w}^{i,j}(y-x)$. We therefore replace the feature maps $f : \mathbb{Z}^2 \rightarrow \mathbb{R}^{c_{\text{in}}}$ by multivector feature maps $\mathbf{f} : \mathbb{Z}^2 \rightarrow (G^2)^{c_{\text{in}}}$ and convolve them with a set of c_{out} multivector filters $\{\mathbf{w}^i\}_{i=1}^{c_{\text{out}}} : \mathbb{Z}^2 \rightarrow (G^2)^{c_{\text{in}}}$:

$$[\mathbf{f} \star \mathbf{w}^i](x) = \sum_{y \in \mathbb{Z}^2} \sum_{j=1}^{c_{\text{in}}} \underbrace{\mathbf{f}^j(y) \mathbf{w}^{i,j}(y-x)}_{\mathbf{f}^j \mathbf{w}^{i,j} : G^2 \times G^2 \rightarrow G^2}. \quad (9)$$

Note that each (geometric) product, indexed by $i \in \{1, \dots, c_{\text{out}}\}$ and $j \in \{1, \dots, c_{\text{in}}\}$, now results in a new multivector rather than a scalar. Hence, the output of a layer is a grid of c_{out} multivectors. We can implement a 2D Clifford CNN layer using Equation 4 where $\{b_0, b_1, b_2, b_{12}\} \rightarrow \{w_0^{i,j}, w_1^{i,j}, w_2^{i,j}, w_{12}^{i,j}\}$ correspond to 4 different kernels representing one 2D multivector kernel, i.e. 4 different convolution layers, and $\{a_0, a_1, a_2, a_{12}\} \rightarrow \{f_0^j, f_1^j, f_2^j, f_{12}^j\}$ correspond to the scalar, vector and bivector parts of the input multivector field. The channels of the different layers represent different stacks of scalars, vectors, and bivectors. Analogously, we can implement a 3D Clifford CNN layer using Equation 47 in Appendix B. A schematic sketch of a Clifford convolution layer is shown in Figure 4.

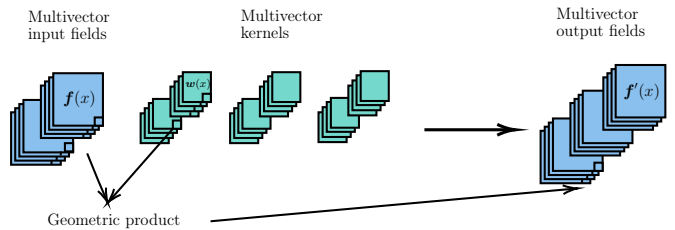


Figure 4: Sketch of Clifford convolution. Multivector input fields are convolved with multivector kernels.

Rotational Clifford CNN layers. Here we introduce an alternative parameterization to the Clifford CNN layer introduced in Equation 9 by using the isomorphism of the Clifford algebra $Cl_{0,2}(\mathbb{R})$ to quaternions. We take advantage of the fact that a quaternion rotation can be realized by a matrix multiplication (Jia, 2008; Kuipers, 1999; Schwichtenberg, 2015). Using the isomorphism, we can represent the feature maps \mathbf{f}^j and filters $\mathbf{w}^{i,j}$ as quaternions: $\mathbf{f}^j = f_0^j + f_1^j \hat{i} + f_2^j \hat{j} + f_3^j \hat{k}$ and $\mathbf{w}^{i,j} = w_0^{i,j} + w_1^{i,j} \hat{i} +$

⁵In deep learning, a convolution operation in the forward pass is implemented as cross-correlation.

$w_2^{i,j}\hat{j} + w_3^{i,j}\hat{k}$ ⁶. We can now devise an alternative parameterization of the product between the feature map \mathbf{f}^j and $\mathbf{w}^{i,j}$. To be more precise, we introduce a composite operation that results in a scalar quantity and a quaternion rotation, where the latter acts on the vector part of the quaternion \mathbf{f}^j and only produces nonzero expansion coefficients for the vector part of the quaternion output. A quaternion rotation $\mathbf{w}^{i,j}\mathbf{f}^j(\mathbf{w}^{i,j})^{-1}$ acts on the vector part $(\hat{i}, \hat{j}, \hat{k})$ of \mathbf{f}^j , and can be algebraically manipulated into a vector-matrix operation $\mathbf{R}^{i,j}\mathbf{f}^j$, where $\mathbf{R}^{i,j} : \mathbb{H} \rightarrow \mathbb{H}$ is built up from the elements of $\mathbf{w}^{i,j}$ (Kuipers, 1999). In other words, one can transform the vector part $(\hat{i}, \hat{j}, \hat{k})$ of $\mathbf{f}^j \in \mathbb{H}$ via a rotation matrix $\mathbf{R}^{i,j}$ that is built from the scalar and vector part $(1, \hat{i}, \hat{j}, \hat{k})$ of $\mathbf{w}^{i,j} \in \mathbb{H}$. Altogether, a rotational multivector filter $\{\mathbf{w}_{\text{rot}}^{i,j}\}_{i=1}^{c_{\text{out}}} : \mathbb{Z}^2 \rightarrow (G^2)^{c_{\text{in}}}$ acts on the feature map \mathbf{f}^j through a rotational transformation $\mathbf{R}^{i,j}(w_{\text{rot},0}^{i,j}, w_{\text{rot},1}^{i,j}, w_{\text{rot},2}^{i,j}, w_{\text{rot},12}^{i,j})$ acting on vector and bivector parts of the multivector feature map $\mathbf{f} : \mathbb{Z}^2 \rightarrow (G^2)^{c_{\text{in}}}$, and an additional scalar response of the multivector filters:

$$[\mathbf{f} \star \mathbf{w}_{\text{rot}}^i](x) = \sum_{y \in \mathbb{Z}^2} \sum_{j=1}^{c_{\text{in}}} \mathbf{f}^j(y) \mathbf{w}_{\text{rot}}^{i,j}(y-x) = \sum_{y \in \mathbb{Z}^2} \sum_{j=1}^{c_{\text{in}}} \underbrace{[\mathbf{f}^j(y) \mathbf{w}_{\text{rot}}^{i,j}(y-x)]_0}_{\text{scalar output}} + \mathbf{R}^{i,j}(y-x) \cdot \begin{pmatrix} f_1^j(y) \\ f_2^j(y) \\ f_{12}^j(y) \end{pmatrix}, \quad (10)$$

where $[\mathbf{f}^j(y) \mathbf{w}_{\text{rot}}^{i,j}(y-x)]_0 = f_0^j w_{\text{rot},0}^{i,j} - f_1^j w_{\text{rot},1}^{i,j} - f_2^j w_{\text{rot},2}^{i,j} - f_{12}^j w_{\text{rot},12}^{i,j}$, which is the scalar output of Equation 4. A detailed description of the rotational multivector filters $\mathbf{R}^{i,j}(y-x)$ is outlined in Appendix B. While in principle the Clifford CNN layer in Equation 9 and the rotational Clifford CNN layer in Equation 10 are equally flexible, our experiments in Section 4 show that rotational Clifford CNN layers lead to better performance.

Equivariance of Clifford CNN layers. Clifford convolutions satisfy the property of equivariance under translation of the multivector inputs, as shown in theorem 1 in Appendix B. Analogous to Theorem 1, translation equivariance can also be shown for rotational Clifford CNN layers. However, the current definition of Clifford convolutions is not equivariant under multivector rotations or reflections. In Appendix B.4, we derive a general kernel constraint for multivector kernels, which sketches a path towards generalized Clifford convolutions which are equivariant w.r.t rotations or reflections.

From Fourier Neural Operator (FNO) to Clifford Fourier layers. In arbitrary dimension n , the discrete Fourier transform of an n -dimensional complex signal $f(x) = f(x_1, \dots, x_n) : \mathbb{R}^n \rightarrow \mathbb{C}$ at $M_1 \times \dots \times M_n$ grid points is defined as:

$$\hat{f}(\xi_1, \dots, \xi_n) = \mathcal{F}\{f\}(\xi_1, \dots, \xi_n) = \sum_{m_1=0}^{M_1} \dots \sum_{m_n=0}^{M_n} f(m_1, \dots, m_n) \cdot e^{-2\pi i \cdot \left(\frac{m_1 \xi_1}{M_1} + \dots + \frac{m_n \xi_n}{M_n} \right)}, \quad (11)$$

where $(\xi_1, \dots, \xi_n) \in \mathbb{Z}_{M_1} \times \dots \times \mathbb{Z}_{M_n}$. In Fourier Neural Operators (FNO) (Zongyi Li, Kovachki, et al., 2020), discrete Fourier transforms on real-valued input fields and respective back-transforms – implemented as Fast Fourier Transforms on real-valued inputs (RFFTs)⁷ – are interleaved with a weight multiplication by a complex weight matrix of shape $c_{\text{in}} \times c_{\text{out}}$ for each mode, which results in a complex-valued weight tensor of the form $W \in \mathbb{C}^{c_{\text{in}} \times c_{\text{out}} \times (\xi_1^{\text{max}} \times \dots \times \xi_n^{\text{max}})}$, where Fourier modes above cut-off frequencies $(\xi_1^{\text{max}}, \dots, \xi_n^{\text{max}})$ are set to zero. Additionally, a residual connection is applied, which is usually implemented as convolution layer with kernel size 1. In Figure 5a, a sketch of an FNO layer is shown.

The 2-dimensional Clifford Fourier transform (J. Ebling et al., 2005; Julia Ebling, 2006; Hitzer, 2012) and the respective inverse transform for multivector valued functions $\mathbf{f}(x) : \mathbb{R}^2 \rightarrow G^2$ and vectors $x, \xi \in \mathbb{R}^2$ are defined as:

$$\hat{\mathbf{f}}(\xi) = \mathcal{F}\{\mathbf{f}\}(\xi) = \frac{1}{2\pi} \int_{\mathbb{R}_2} \mathbf{f}(x) e^{-2\pi i_2 \langle x, \xi \rangle} dx, \quad \forall \xi \in \mathbb{R}^2, \quad (12)$$

$$\mathbf{f}(x) = \mathcal{F}^{-1}\{\mathcal{F}\{\mathbf{f}\}\}(x) = \frac{1}{2\pi} \int_{\mathbb{R}_2} \hat{\mathbf{f}}(\xi) e^{2\pi i_2 \langle x, \xi \rangle} d\xi, \quad \forall x \in \mathbb{R}^2, \quad (13)$$

⁶Note that the expansion coefficients for the feature map \mathbf{f}^j and filters $\mathbf{w}^{i,j}$ in terms of the basis elements of G^2 and in terms of quaternion elements \hat{i}, \hat{j} and \hat{k} are the same.

⁷The FFT of a real-valued signal is Hermitian-symmetric, so the output contains only the positive frequencies below the Nyquist frequency for the last spatial dimension.

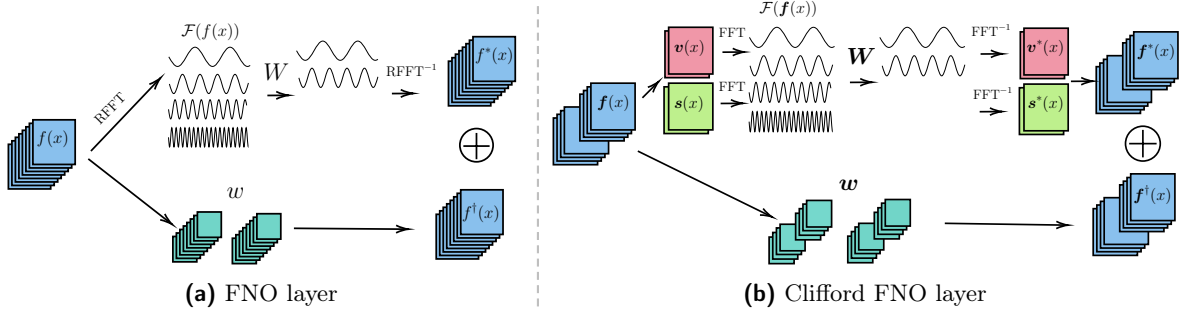


Figure 5: Sketch of Fourier Neural Operator (FNO) and Clifford Fourier Operator (CFNO) layers. The real valued Fast Fourier transform (RFFT) over real valued scalar input fields $f(x)$ is replaced by the complex Fast Fourier transform (FFT) over the complex valued dual parts $v(x)$ and $s(x)$ of multivector fields $\mathbf{f}(x)$. Pointwise multiplication in the Fourier space via complex weight tensor W is replaced by the geometric product in the Clifford Fourier space via multivector weight tensor \mathbf{W} . Additionally, the convolution path is replaced by Clifford convolutions with multivector kernels \mathbf{w} .

provided that the integrals exist. In contrast to standard Fourier transforms, $\mathbf{f}(x)$ and $\hat{\mathbf{f}}(\xi)$ represent multivector fields in the spatial and the frequency domain, respectively. Furthermore, $i_2 = e_1 e_2$ is used in the exponent. Inserting the definition of multivector fields, we can rewrite Equation 12 as:

$$\begin{aligned}
 \mathcal{F}\{\mathbf{f}\}(\xi) &= \frac{1}{2\pi} \int_{\mathbb{R}_2} \mathbf{f}(x) e^{-2\pi i_2 \langle x, \xi \rangle} dx, \\
 &= \frac{1}{2\pi} \int_{\mathbb{R}_2} \left[\underbrace{1 \left(f_0(x) + f_{12}(x) i_2 \right)}_{\text{spinor part}} + e_1 \underbrace{\left(f_1(x) + f_2(x) i_2 \right)}_{\text{vector part}} \right] e^{-2\pi i_2 \langle x, \xi \rangle} dx \\
 &= \frac{1}{2\pi} \int_{\mathbb{R}_2} 1 \left(f_0(x) + f_{12}(x) i_2 \right) e^{-2\pi i_2 \langle x, \xi \rangle} dx + \frac{1}{2\pi} \int_{\mathbb{R}_2} e_1 \left(f_1(x) + f_2(x) i_2 \right) e^{-2\pi i_2 \langle x, \xi \rangle} dx \\
 &= 1 \left[\mathcal{F} \left(f_0(x) + f_{12}(x) i_2 \right) (\xi) \right] + e_1 \left[\mathcal{F} \left(f_1(x) + f_2(x) i_2 \right) (\xi) \right].
 \end{aligned} \tag{14}$$

We obtain a Clifford Fourier transform by applying two standard Fourier transforms to the dual pairs $\mathbf{f}_0 = f_0(x) + f_{12}(x) i_2$ and $\mathbf{f}_1 = f_1(x) + f_2(x) i_2$, which both can be treated as a complex-valued signals $\mathbf{f}_0, \mathbf{f}_1 : \mathbb{R}^2 \rightarrow \mathbb{C}$. Consequently, $\mathbf{f}(x)$ can be understood as an element of \mathbb{C}^2 . The 2D Clifford Fourier transform is the linear combination of two classical Fourier transforms. Discrete versions of Equation 14 are obtained analogously to Equation 11, see Appendix B. Similar to FNO, multivector weight tensors $\mathbf{W} \in (G^2)^{c_{\text{in}} \times c_{\text{out}} \times (\xi_1^{\text{max}} \times \xi_2^{\text{max}})}$ are applied, where again Fourier modes above cut-off frequencies $(\xi_1^{\text{max}}, \xi_2^{\text{max}})$ are set to zero. In doing so, we point-wise modify the Clifford Fourier modes

$$\hat{\mathbf{f}}(\xi) = \mathcal{F}\{\mathbf{f}\}(\xi) = \hat{f}_0(\xi) + \hat{f}_1(\xi) e_1 + \hat{f}_2(\xi) e_2 + \hat{f}_{12}(\xi) e_{12} \tag{15}$$

via the geometric product. The Clifford Fourier modes follow naturally when combining spinor and vector parts of Equation 14. Finally, the residual connection is replaced by a Clifford convolution with multivector kernel \mathbf{k} , ideally by a $Cl_{2,0}(\mathbb{R})$ convolution layer. A schematic sketch of a Clifford Fourier layer is shown in Figure 5b. 3D Clifford Fourier transforms follow a similar elegant construction, where we apply four separate Fourier transforms to the complex fields,

$$\begin{aligned}
 \mathbf{f}_0(x) &= f_0(x) + f_{123}(x) i_3, & \mathbf{f}_1(x) &= f_1(x) + f_{23}(x) i_3, \\
 \mathbf{f}_2(x) &= f_2(x) + f_{31}(x) i_3, & \mathbf{f}_3(x) &= f_3(x) + f_{12}(x) i_3,
 \end{aligned} \tag{16}$$

i.e. scalar/trivector and vector/bivector components are combined into complex fields and then subjected to a Fourier transform. More details on 2D and 3D Fourier transforms and their properties can be found in Appendix B.

4. Experiments

We assess Clifford neural layers for different architectures in three experimental settings: the incompressible Navier-Stokes equations, shallow water equations for weather modeling, and 3-dimensional Maxwell’s equations in matter. We also perform ablations for different dataset sizes. All datasets share the common trait of containing multiple input and output fields. More precisely, one scalar and one 2-dimensional vector field in case of the Navier-Stokes and the shallow water equations, and a 3-dimensional (electric) vector field and its dual (magnetic) bivector field in case of the Maxwell’s equations. We replace carefully designed ResNet (He et al., 2016) and Fourier Neural Operator (FNO) (Zongyi Li, Kovachki, et al., 2020) based architectures by their respective Clifford counterparts. In doing so, we change every convolution and every Fourier transform to their respective Clifford operation, as well as substitute normalization techniques and activation functions with appropriate counterparts. We evaluate different training set sizes, and report losses for scalar and vector fields. Inputs to the neural PDE surrogates are respective fields at previous t timesteps, where t varies between different PDEs. The *one-step loss* is the mean-squared error at the next timestep summed over fields. The *rollout loss* is the mean-squared error after applying the neural PDE surrogate 5 times, summing over fields and time dimension. More information on the datasets, implementation details of the tested architectures, loss functions, and more detailed results can be found in Appendix C. Figure 6 shows example rollouts of the scalar and the vector field components obtained by Clifford Fourier PDE surrogates for a qualitative comparison.

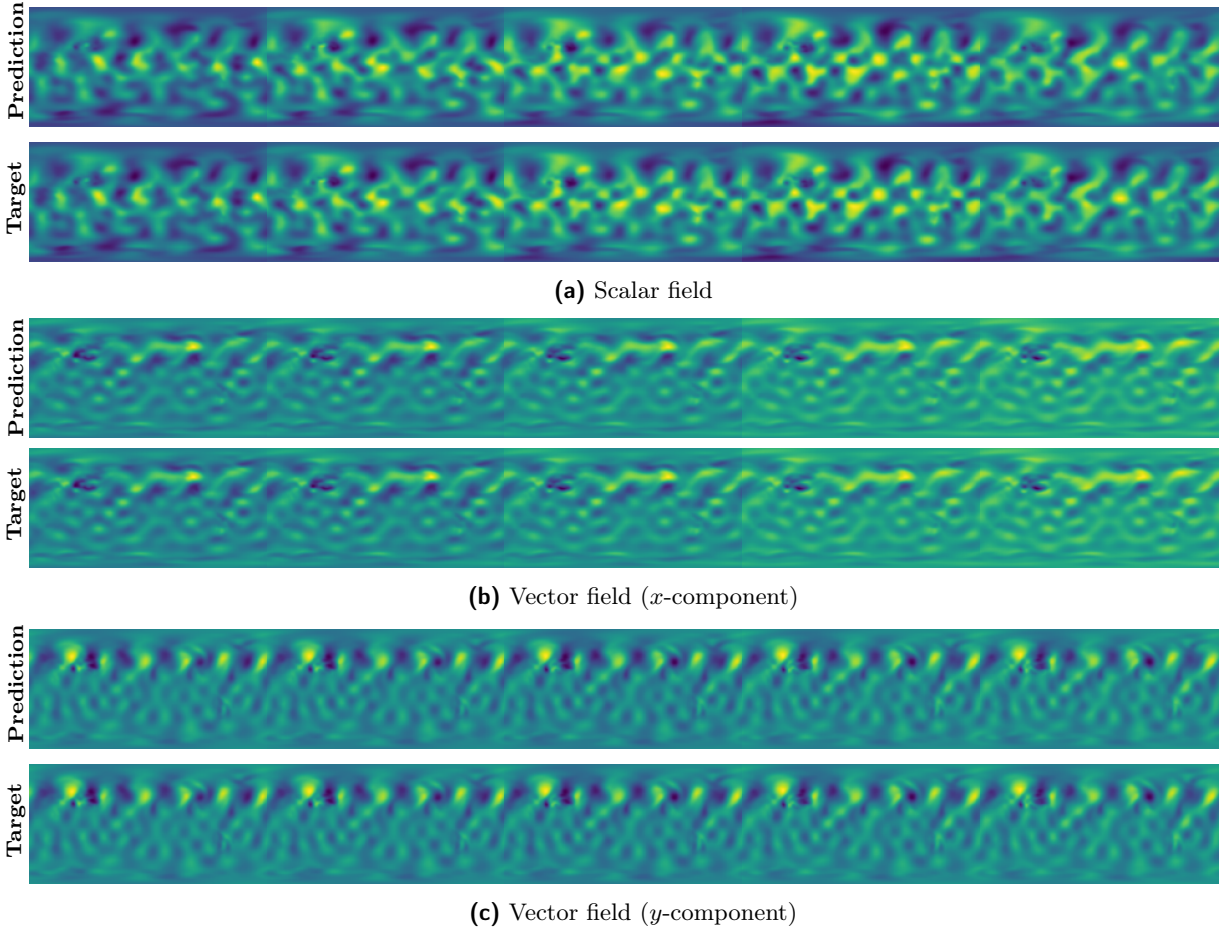


Figure 6: Example rollouts of the scalar and vector field components of the shallow water experiments, obtained by a Clifford Fourier PDE surrogate (top) and the ground truth (bottom).

Navier-Stokes in 2D. The incompressible Navier-Stokes equations (Temam, 2001) are built upon momentum and mass conservation of fluids expressed for the velocity flow field v :

$$\frac{\partial v}{\partial t} = -v \cdot \nabla v + \mu \nabla^2 v - \nabla p + f, \quad \nabla \cdot v = 0, \quad (17)$$

where $v \cdot \nabla v$ is the convection, $\mu \nabla^2 v$ the viscosity, ∇p the internal pressure and f an external force. In addition to the velocity field $v(x)$, we introduce a scalar field $s(x)$ representing a scalar quantity, i.e. smoke, that is being transported via the velocity field. The scalar field is *advected* by the vector field, i.e. as the vector field changes, the scalar field is transported along with it, whereas the scalar field influences the vector field only via the external force term f . We call this **weak coupling** between vector and scalar fields. We implement the 2D Navier-Stokes equation using ΦFlow^8 (Holl et al., 2020), obtaining data on a grid with spatial resolution of 128×128 ($\Delta x = 0.25$, $\Delta y = 0.25$), and temporal resolution of $\Delta t = 1.5$ s. Results for one-step loss and rollout loss on the test set are shown in Figure 7. For ResNet-like architectures, we observe that both CResNet and CResNet_{rot} improve upon the ResNet baseline. Additionally, we observe that rollout losses are also lower for the two Clifford based architectures, which we attribute to better and more stable models that do not overfit to one-step predictions so easily. Lastly, while in principle CResNet and CResNet_{rot} based architectures are equally flexible, CResNet_{rot} ones in general perform better than CResNet ones. For FNO and respective Clifford Fourier based (CFNO) architectures, the loss is in general much lower than for ResNet based architectures. CFNO architectures improve upon FNO architectures for all dataset sizes, and for one-step as well as rollout losses.

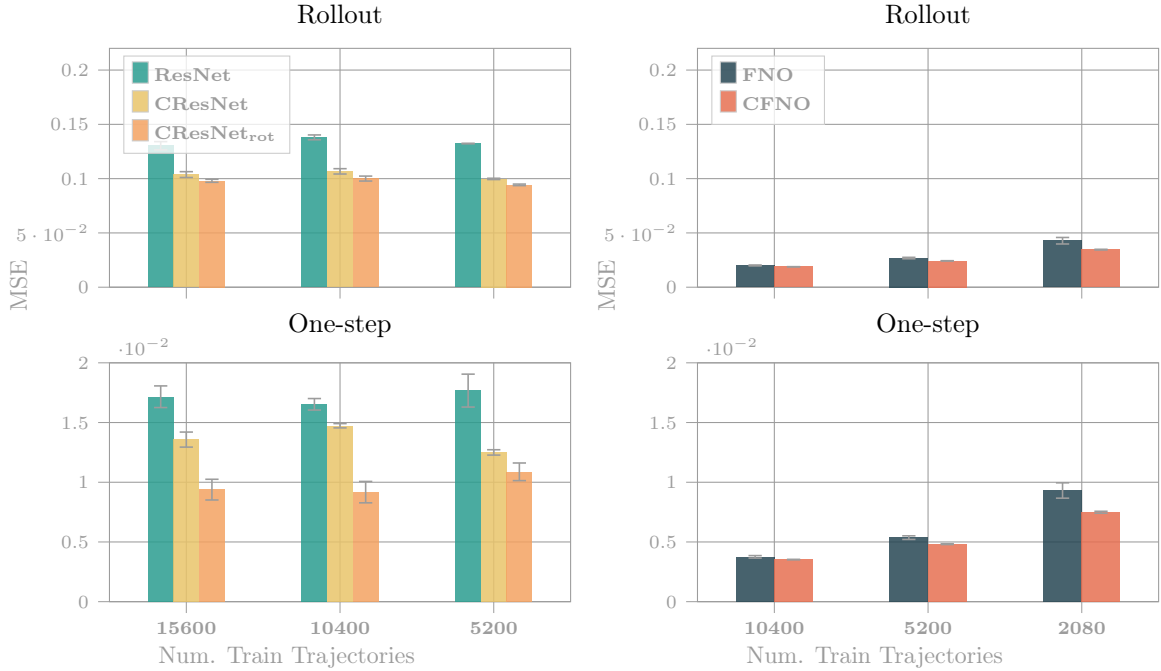


Figure 7: Results on ResNet based (left) and Fourier based (right) architectures on the Navier-Stokes experiments. One-step and rollout losses are reported.

Shallow water equations. The shallow water equations (Vreugdenhil, 1994) describe a thin layer of fluid of constant density in hydrostatic balance, bounded from below by the bottom topography and from above by a free surface. For example, the deep water propagation of a tsunami can be described by the shallow water equations. For simplified weather modeling, the shallow water equations express the velocity in x - direction, or zonal velocity v_x , the velocity in the y - direction, or meridional velocity v_y , the acceleration due to gravity g , and the vertical displacement of free surface $\eta(x, y)$, which subsequently is used to derive pressure fields:

⁸<https://github.com/tum-pbs/PhiFlow>

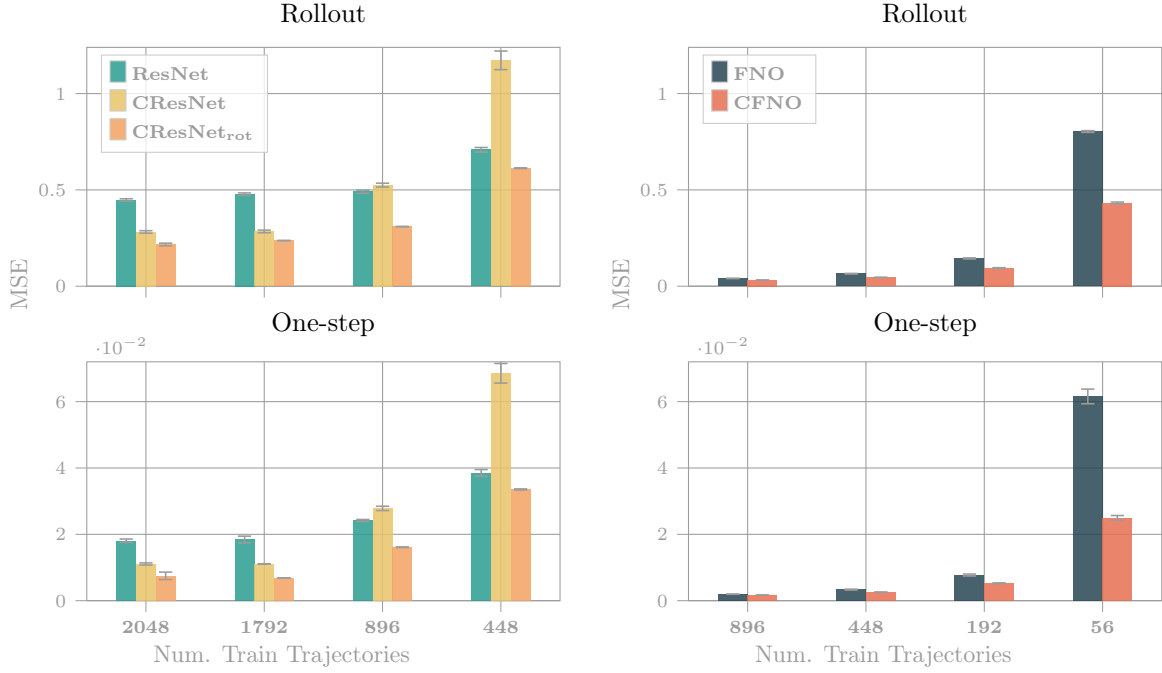


Figure 8: Results on ResNet based (left) and Fourier based (right) architectures on the shallow water experiments. One-step and rollout losses are reported. The performance of Fourier-based architectures is in general much better than that of ResNet-based architectures, especially with fewer trajectories.

$$\begin{aligned}
\frac{\partial v_x}{\partial t} + v_x \frac{\partial v_x}{\partial x} + v_y \frac{\partial v_x}{\partial y} + g \frac{\partial \eta}{\partial x} &= 0, \\
\frac{\partial v_y}{\partial t} + v_x \frac{\partial v_y}{\partial x} + v_y \frac{\partial v_y}{\partial y} + g \frac{\partial \eta}{\partial y} &= 0, \\
\frac{\partial \eta}{\partial t} + \frac{\partial}{\partial x} [(\eta + h)v_x] + \frac{\partial}{\partial y} [(\eta + h)v_y] &= 0.
\end{aligned} \tag{18}$$

The topography of the earth is modeled by $h(x, y)$. The relation between vector and scalar components is relatively strong (**strong coupling** between vector and scalar fields due to the 3-coupled PDEs of Equation 18). We modify the implementation in `SpeedyWeather.jl`⁹, obtaining data on a grid with spatial resolution of 192×96 ($\Delta x = 1.875^\circ$, $\Delta y = 3.75^\circ$), and temporal resolution of $\Delta t = 6$ h. Results for one-step loss and rollout loss on the test set are shown in Figure 8. We observe similar performance properties than for the Navier-Stokes experiments. However, performance differences between baseline and Clifford architectures are even more pronounced, which we attribute to the stronger coupling of the scalar and the vector fields. For ResNet-like architectures, CResNet and CResNet_{rot} improve upon the ResNet baseline, rollout losses are much lower for the two Clifford based architectures, and CResNet_{rot} based architectures in general perform better than CResNet based ones. For Fourier based architectures, the loss is in general much lower than for ResNet based architectures (a training set size of 56 trajectories yields similar (C)FNO test set performance than a training set size of 896 trajectories for ResNet based architectures). CFNO architectures improve upon FNO architectures for all dataset sizes, and for one-step as well as rollout losses, which is especially pronounced for low number of training trajectories.

Maxwell’s equations in matter in 3D. In isotropic media, Maxwell’s equations (Griffiths, 2005) in matter propagate solutions of the displacement field D , which is related to the electrical field via $D = \epsilon_0 \epsilon_r E$, where ϵ_0 is the permittivity of free space and ϵ_r is the permittivity of the medium, and the magnetization field H , which is related to the magnetic field B via $H = \mu_0 \mu_r B$, where μ_0 is the

⁹<https://github.com/milankl/SpeedyWeather.jl>

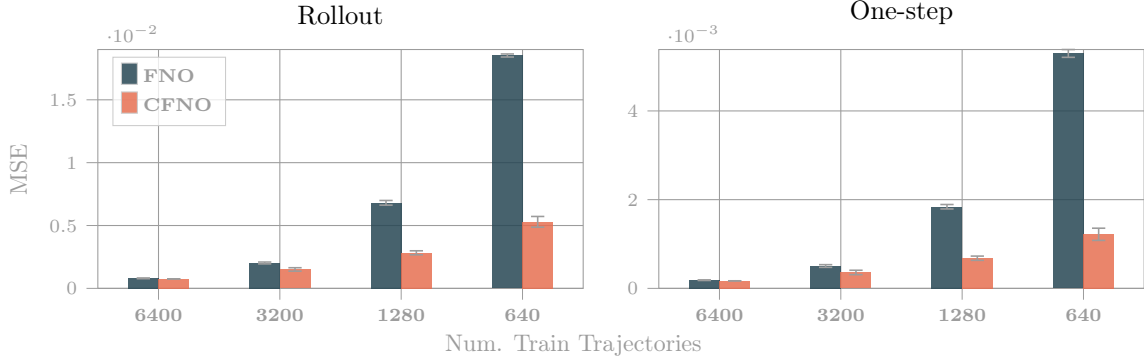


Figure 9: Results on rollout (left) and one step loss (right) for the Maxwell’s equation experiments. Results obtained by the baseline FNO and the CFNO model are reported.

permeability of free space and μ_r is the permeability of the medium. The electromagnetic field \mathbf{F} has the intriguing property that the electric field \mathbf{E} and the magnetic field \mathbf{B} are dual pairs, thus $\mathbf{F} = \mathbf{E} + B\mathbf{i}_3$, i.e. **strong coupling** between the electric field and its dual (bivector) magnetic field. This duality also holds for \mathbf{D} and \mathbf{H} . We propagate the solution of Maxwell’s equation in matter using a finite-difference time-domain method¹⁰, where the discretized Maxwell’s equations are solved in a leapfrog manner. We randomly place 18 (6 in the x - y plane, 6 in the x - z plane, 6 in the y - z plane) different light sources outside a cube which emit light with different amplitudes and different phase shifts, causing the resulting \mathbf{D} and \mathbf{H} fields to interfere with each other. We obtain data on a grid with spatial resolution of $32 \times 32 \times 32$ ($\Delta x = \Delta y = \Delta z = 5 \cdot 10^{-7}m$), and temporal resolution of $\Delta t = 50$ s. We test FNO based architectures and respective Clifford counterparts (CFNO). Note that Maxwell’s equations are in general relatively simple due to the wave-like propagation of electric and magnetic fields. It is however a good playground to demonstrate the inductive bias advantages of Clifford based architectures, which leverage the vector-bivector character of electric and magnetic field components. Results for one-step loss and rollout loss on the test set are shown in Figure 9. CFNO architectures improve upon FNO architectures, especially for low numbers of trajectories. Results demonstrate the much stronger inductive bias of Clifford based 3-dimensional Fourier layers, and their general applicability to 3-dimensional problems, which are structurally even more interesting than 2-dimensional ones.

5. Conclusion

We introduced Clifford neural layers, both for convolution and Fourier operations, that handle the various scalar (e.g. charge density), vector (e.g. electric field), bivector (magnetic field) and higher order fields as proper geometric objects organized as multivectors. This geometric algebra perspective, allowed us to naturally generalize convolution and Fourier transformations to their Clifford counterparts, and provides an elegant and natural rule to design new neural network layers. The multivector viewpoint with our Clifford neural layers led to better representation of the relationship between different fields and their individual components, allowing us to significantly outperform equivalent standard architectures for neural PDE surrogates. We also found that the performance gap increased with less data availability across all settings, denoting better inductive bias of our approach.

Limitations. One limitation is the current speed of Fast Fourier Transform (FFT) operations on machine learning accelerators like GPUs. While an active area of research, current available versions of `cuFFT`¹¹ kernels wrapped in `PyTorch` (Paszke et al., 2019) are not yet as heavily optimized¹², especially for the gradient pass. Furthermore, FFTs of real-valued signals are Hermitian-symmetric, and outputs contain only positive frequencies below the Nyquist frequency. Such real-valued FFTs are used for Fourier Neural Operator (FNO) layers. Clifford Fourier layers on the other hand use complex-valued FFT operations where the backward pass is approximately twice as slow. For similar parameter counts, inference times of FNO and CFNO networks are similar. The speed of geometric convolution layers was already investigated

¹⁰<https://github.com/flaport/fdtd>

¹¹<https://developer.nvidia.com/cufft>

¹²For alternative efficient GPU-accelerated multidimensional FFT libraries see e.g. <https://github.com/DTolm/VkFFT>

by Grassucci et al. (2021). We found that on the one hand Clifford convolutions are more parameter efficient since they share parameters among filters, on the other hand the net number of operations is larger for the same number of parameters resulting in increased training times by a factor of about 2. Finally, from a PDE point of view, the presented approaches to obtain PDE surrogates are limited since the neural networks have to be retrained for different equation parameters or e.g. different Δt .

Future work. Besides PDE modeling, weather predictions, and fluid dynamics, we see clear applications of multivector representations and Clifford layers in neural implicit representations (Xie et al., 2022; Rella et al., 2022). Extensions towards Clifford graph networks and Clifford attention based models, where the geometric product replaces the dot product will be useful to explore. Similarly, the potential merit of equivariant Clifford layers would be interesting to explore in the future. Custom multivector GPU kernels can overcome many of the speed issues as the compute density of Clifford operations is much higher which is better for hardware accelerators (Hoffmann et al., 2020). Use of a just-in-time compiled language with better array abstractions like Julia (Bezanson et al., 2017) can significantly simplify the interface, especially for higher-order Clifford algebras. Finally, combining the idea of multivector modeling together with various physics-informed neural network approaches (Raissi, Perdikaris, et al., 2019; Lutter et al., 2018; Gupta et al., 2019; Cranmer et al., 2020; Zubov et al., 2021) is an attractive next step.

Acknowledgments

We thank Benedict Irwin and Ratnesh Madaan for their comments on the early drafts of this paper.

References

- Alfarraj, Azzam and Guo-Wei Wei (2022). “Geometric algebra generation of molecular surfaces.” *Journal of the Royal Society Interface* 19.189, p. 20220117.
- Arcomano, Troy, Istvan Szunyogh, Jaideep Pathak, Alexander Wikner, Brian R Hunt, and Edward Ott (2020). “A machine learning-based global atmospheric forecast model.” *Geophysical Research Letters* 47.9, e2020GL087776.
- Ba, Jimmy Lei, Jamie Ryan Kiros, and Geoffrey E Hinton (2016). “Layer normalization.” *arXiv preprint arXiv:1607.06450*.
- Bar-Sinai, Yohai, Stephan Hoyer, Jason Hickey, and Michael P Brenner (2019). “Learning data-driven discretizations for partial differential equations.” *Proceedings of the National Academy of Sciences* 116.31, pp. 15344–15349.
- Bezanson, Jeff, Alan Edelman, Stefan Karpinski, and Viral B Shah (2017). “Julia: A fresh approach to numerical computing.” *SIAM review* 59.1, pp. 65–98.
- Bhatnagar, Saakaar, Yaser Afshar, Shaowu Pan, Karthik Duraisamy, and Shailendra Kaushik (2019). “Prediction of aerodynamic flow fields using convolutional neural networks.” *Computational Mechanics* 64.2, pp. 525–545.
- Brackx, Fred, Eckhard Hitzer, and Stephen J Sangwine (2013). “History of quaternion and Clifford-Fourier transforms and wavelets.” *Quaternion and Clifford Fourier transforms and wavelets* 27, pp. XI–XXVII.
- Brandstetter, Johannes, Rob Hesselink, Elise van der Pol, Erik Bekkers, and Max Welling (2021). “Geometric and physical quantities improve e (3) equivariant message passing.” *arXiv preprint arXiv:2110.02905*.
- Brandstetter, Johannes, Max Welling, and Daniel E Worrall (2022). “Lie Point Symmetry Data Augmentation for Neural PDE Solvers.” *arXiv preprint arXiv:2202.07643*.
- Brandstetter, Johannes, Daniel Worrall, and Max Welling (2022). “Message Passing Neural PDE Solvers.” *arXiv preprint arXiv:2202.03376*.
- Brenner, Susanne C, L Ridgway Scott, and L Ridgway Scott (2008). *The mathematical theory of finite element methods*. Vol. 3. Springer.
- Bronstein, Michael M, Joan Bruna, Taco Cohen, and Petar Veličković (2021). “Geometric deep learning: Grids, groups, graphs, geodesics, and gauges.” *arXiv preprint arXiv:2104.13478*.
- Bronstein, Michael M, Joan Bruna, Yann LeCun, Arthur Szlam, and Pierre Vandergheynst (2017). “Geometric deep learning: Going beyond Euclidean data.” *IEEE Signal Processing Magazine* 34.4, pp. 18–42.
- Buchholz, Sven (2005). “A theory of neural computation with Clifford algebras.”
- Buchholz, Sven and Gerald Sommer (2001). “Introduction to neural computation in Clifford algebra.” In: *Geometric computing with Clifford algebras*. Springer, pp. 291–314.

- Chen, Gengxiang, Yingguang Li, Qinglu Meng, Jing Zhou, Xiaozhong Hao, et al. (2021). “Residual fourier neural operator for thermochemical curing of composites.” *arXiv preprint arXiv:2111.10262*.
- Cohen, Taco and Max Welling (2016). “Group equivariant convolutional networks.” In: *International Conference on Machine Learning (ICML)*.
- Cohen, Taco S, Mario Geiger, and Maurice Weiler (2019). “A general theory of equivariant CNNs on homogeneous spaces.” *Advances in Neural Information Processing Systems (NeurIPS)* 32.
- Cohen, Taco S and Max Welling (2016). “Steerable CNNs.” *arXiv preprint arXiv:1612.08498*.
- Cooley, James W and John W Tukey (1965). “An algorithm for the machine calculation of complex Fourier series.” *Mathematics of computation* 19.90, pp. 297–301.
- Cranmer, Miles, Sam Greydanus, Stephan Hoyer, Peter Battaglia, David Spergel, and Shirley Ho (2020). “Lagrangian neural networks.” *arXiv preprint arXiv:2003.04630*.
- Ebling, J. and G. Scheuermann (2005). “Clifford Fourier transform on vector fields.” *IEEE Transactions on Visualization and Computer Graphics* 11.4, pp. 469–479.
- Ebling, Julia (2006). “Visualization and analysis of flow fields based on Clifford convolution.”
- Ebling, Julia and Gerik Scheuermann (2003). “Clifford convolution and pattern matching on vector fields.” In: *IEEE Visualization, 2003. VIS 2003*.
- Ell, Todd A (1993). “Quaternion-Fourier transforms for analysis of two-dimensional linear time-invariant partial differential systems.” In: *Proceedings of 32nd IEEE Conference on Decision and Control*.
- Ell, Todd A, Nicolas Le Bihan, and Stephen J Sangwine (2014). *Quaternion Fourier transforms for signal and image processing*. John Wiley & Sons.
- Ell, Todd A and Stephen J Sangwine (2006). “Hypercomplex Fourier transforms of color images.” *IEEE Transactions on image processing* 16.1, pp. 22–35.
- Ell, Todd Anthony (1992). “Hypercomplex spectral transformations.” PhD thesis. University of Minnesota.
- Frerix, Thomas, Dmitrii Kochkov, Jamie Smith, Daniel Cremers, Michael Brenner, and Stephan Hoyer (2021). “Variational data assimilation with a learned inverse observation operator.” In: *International Conference on Machine Learning (ICML)*.
- Fukushima, Kunihiko and Sei Miyake (1982). “Neocognitron: A self-organizing neural network model for a mechanism of visual pattern recognition.” In: *Competition and cooperation in neural nets*. Springer, pp. 267–285.
- Garcia Satorras, Victor, Zeynep Akata, and Max Welling (2019). “Combining Generative and Discriminative Models for Hybrid Inference.” In: *Advances in Neural Information Processing Systems (NeurIPS)*. Ed. by H. Wallach, H. Larochelle, A. Beygelzimer, F. d’Alché-Buc, E. Fox, and R. Garnett. Curran Associates, Inc., pp. 13802–13812.
- Gaudet, Chase J and Anthony S Maida (2018). “Deep quaternion networks.” In: *International Joint Conference on Neural Networks (IJCNN)*.
- Geneva, Nicholas and Nicholas Zabaras (2020). “Modeling the dynamics of PDE systems with physics-constrained deep auto-regressive networks.” *Journal of Computational Physics* 403, p. 109056.
- Glorot, Xavier and Yoshua Bengio (2010). “Understanding the difficulty of training deep feedforward neural networks.” In: *International Conference on Artificial Intelligence and Statistics (AISTATS)*.
- Grassucci, Eleonora, Aston Zhang, and Danilo Comminiello (2021). “Lightweight convolutional neural networks by hypercomplex parameterization.” *arXiv preprint arXiv:2110.04176*.
- Greenfeld, Daniel, Meirav Galun, Ronen Basri, Irad Yavneh, and Ron Kimmel (2019). “Learning to Optimize Multigrid PDE Solvers.” In: *International Conference on Machine Learning (ICML)*.
- Griffiths, David J (2005). *Introduction to electrodynamics*.
- Guan, Steven, Ko-Tsung Hsu, and Parag V Chitnis (2021). “Fourier neural operator networks: A fast and general solver for the photoacoustic wave equation.” *arXiv preprint arXiv:2108.09374*.
- Guibas, John, Morteza Mardani, Zongyi Li, Andrew Tao, Anima Anandkumar, and Bryan Catanzaro (2021). “Adaptive Fourier Neural Operators: Efficient Token Mixers for Transformers.” *arXiv preprint arXiv:2111.13587*.
- Guo, Xiaoxiao, Wei Li, and Francesco Iorio (2016). “Convolutional neural networks for steady flow approximation.” In: *Proceedings of the 22nd ACM SIGKDD International Conference on Knowledge Discovery and Data Mining*.
- Gupta, Jayesh K, Kunal Menda, Zachary Manchester, and Mykel J Kochenderfer (2019). “A general framework for structured learning of mechanical systems.” *arXiv preprint arXiv:1902.08705*.
- Han, Jiequn, Arnulf Jentzen, and Weinan E (2018). “Solving high-dimensional partial differential equations using deep learning.” *Proceedings of the National Academy of Sciences* 115.34, pp. 8505–8510.

- He, Kaiming, Xiangyu Zhang, Shaoqing Ren, and Jian Sun (2015). “Delving deep into rectifiers: Surpassing human-level performance on imagenet classification.” In: *IEEE International Conference on Computer Vision (ICCV)*.
- (2016). “Deep residual learning for image recognition.” In: *IEEE Conference on Computer Vision and Pattern Recognition (CVPR)*.
- Hel-Or, Yacov and Patrick C Teo (1998). “Canonical decomposition of steerable functions.” *Journal of Mathematical Imaging and Vision* 9.1, pp. 83–95.
- Hendrycks, Dan and Kevin Gimpel (2016). “Gaussian error linear units (gelus).” *arXiv preprint arXiv:1606.08415*.
- Hermann, Jan, Zeno Schätzle, and Frank Noé (2020). “Deep-neural-network solution of the electronic Schrödinger equation.” *Nature Chemistry* 12.10, pp. 891–897.
- Hestenes, David (2003). *Oersted Medal Lecture 2002: Reforming the mathematical language of physics*.
- (2012). *New foundations for classical mechanics*. Vol. 15. Springer Science & Business Media.
- Hitzer, Eckhard (2012). “The Clifford Fourier transform in real Clifford algebras.”
- (2021). *Quaternion and Clifford Fourier Transforms*. Chapman and Hall/CRC.
- Hitzer, Eckhard and Stephen J Sangwine (2013). *Quaternion and Clifford Fourier transforms and wavelets*. Springer.
- Hochreiter, Sepp and Jürgen Schmidhuber (1997). “Long short-term memory.” *Neural Computation* 9.8, pp. 1735–1780.
- Hoffmann, Jordan, Simon Schmitt, Simon Osindero, Karen Simonyan, and Erich Elsen (2020). “AlgebraNets.” *arXiv preprint arXiv:2006.07360*.
- Holl, Philipp, Vladlen Koltun, Kiwon Um, and Nils Thuerey (2020). “phiflow: A differentiable pde solving framework for deep learning via physical simulations.” In: *NeurIPS Workshop*. Vol. 2.
- Hsieh, Jun-Ting, Shengjia Zhao, Stephan Eismann, Lucia Mirabella, and Stefano Ermon (2019). “Learning Neural PDE Solvers with Convergence Guarantees.” *arXiv preprint arXiv:1906.01200*.
- Hu, Jie, Li Shen, and Gang Sun (2018). “Squeeze-and-excitation networks.” In: *IEEE Conference on Computer Vision and Pattern Recognition (CVPR)*.
- Hwang, Rakhoon, Jae Yong Lee, Jin Young Shin, and Hyung Ju Hwang (2022). “Solving PDE-constrained control problems using operator learning.” In: *AAAI Conference on Artificial Intelligence*. Vol. 36.
- Ioffe, Sergey and Christian Szegedy (2015). “Batch normalization: Accelerating deep network training by reducing internal covariate shift.” In: *International Conference on Machine Learning (ICML)*.
- Jenner, Erik and Maurice Weiler (2021). “Steerable partial differential operators for equivariant neural networks.” *arXiv preprint arXiv:2106.10163*.
- Jia, Yan-Bin (2008). “Quaternions and rotations.” *Com S* 477.577, p. 15.
- Jin, Xiaowei, Shengze Cai, Hui Li, and George Em Karniadakis (2021). “NSFnets (Navier-Stokes flow nets): Physics-informed neural networks for the incompressible Navier-Stokes equations.” *Journal of Computational Physics* 426, p. 109951.
- Keisler, Ryan (2022). “Forecasting Global Weather with Graph Neural Networks.” *arXiv preprint arXiv:2202.07575*.
- Kingma, Diederik P and Jimmy Ba (2014). “Adam: A method for stochastic optimization.” *arXiv preprint arXiv:1412.6980*.
- Kleinstreuer, Clement (1997). *Engineering fluid dynamics: an interdisciplinary systems approach*. Cambridge University Press.
- Klöwer, Milan, Tom Kimpson, Alistair White, and Mosè Giordano (July 2022). *milankl/SpeedyWeather.jl: v0.2.1*. Version v0.2.1. URL: <https://doi.org/10.5281/zenodo.6788067>.
- Kochkov, Dmitrii, Jamie A Smith, Ayya Alieva, Qing Wang, Michael P Brenner, and Stephan Hoyer (2021). “Machine learning–accelerated computational fluid dynamics.” *Proceedings of the National Academy of Sciences* 118.21, e2101784118.
- Kondor, Risi and Shubhendu Trivedi (2018). “On the generalization of equivariance and convolution in neural networks to the action of compact groups.” In: *International Conference on Machine Learning (ICML)*.
- Kovachki, Nikola, Samuel Lanthaler, and Siddhartha Mishra (2021). “On universal approximation and error bounds for Fourier Neural Operators.” *Journal of Machine Learning Research (JMLR)* 22, Art–No.
- Krizhevsky, Alex, Ilya Sutskever, and Geoffrey E Hinton (2012). “Imagenet classification with deep convolutional neural networks.” *Advances in Neural Information Processing Systems (NeurIPS)* 25.

- Kucharski, Fred, Franco Molteni, Martin P. King, Riccardo Farneti, In-Sik Kang, and Laura Feudale (Jan. 2013). “On the Need of Intermediate Complexity General Circulation Models: A “SPEEDY” Example.” *Bulletin of the American Meteorological Society* 94.1, pp. 25–30.
- Kuipers, Jack B (1999). *Quaternions and rotation sequences: a primer with applications to orbits, aerospace, and virtual reality*. Princeton university press.
- Kuroe, Yasuaki (2011). “Models of Clifford recurrent neural networks and their dynamics.” In: *The 2011 international joint conference on neural networks*.
- LeCun, Yann, Léon Bottou, Yoshua Bengio, and Patrick Haffner (1998). “Gradient-based learning applied to document recognition.” *Proceedings of the IEEE* 86.11, pp. 2278–2324.
- Li, Zijie, Kazem Meidani, and Amir Barati Farimani (2022). “Transformer for Partial Differential Equations’ Operator Learning.” *arXiv preprint arXiv:2205.13671*.
- Li, Zongyi, Daniel Zhengyu Huang, Burigede Liu, and Anima Anandkumar (2022). “Fourier Neural Operator with Learned Deformations for PDEs on General Geometries.” *arXiv preprint arXiv:2207.05209*.
- Li, Zongyi, Nikola Kovachki, Kamyar Azizzadenesheli, Burigede Liu, Kaushik Bhattacharya, Andrew Stuart, and Anima Anandkumar (2020). “Fourier neural operator for parametric partial differential equations.” *arXiv preprint arXiv:2010.08895*.
- (2021). “Markov neural operators for learning chaotic systems.” *arXiv preprint arXiv:2106.06898*.
- Li, Zongyi, Hongkai Zheng, Nikola Kovachki, David Jin, Haoxuan Chen, Burigede Liu, Kamyar Azizzadenesheli, and Anima Anandkumar (2021). “Physics-informed neural operator for learning partial differential equations.” *arXiv preprint arXiv:2111.03794*.
- Lienen, Marten and Stephan Günnemann (2022). “Learning the Dynamics of Physical Systems from Sparse Observations with Finite Element Networks.” *arXiv preprint arXiv:2203.08852*.
- Lim, Joowon and Demetri Psaltis (2022). “MaxwellNet: Physics-driven deep neural network training based on Maxwell’s equations.” *Apl Photonics* 7.1, p. 011301.
- Liu, Burigede, Nikola Kovachki, Zongyi Li, Kamyar Azizzadenesheli, Anima Anandkumar, Andrew M Stuart, and Kaushik Bhattacharya (2022). “A learning-based multiscale method and its application to inelastic impact problems.” *Journal of the Mechanics and Physics of Solids* 158, p. 104668.
- Loshchilov, Ilya and Frank Hutter (2016). “Sgdr: Stochastic gradient descent with warm restarts.” *arXiv preprint arXiv:1608.03983*.
- Löttsch, Winfried, Simon Ohler, and Johannes S Otterbach (2022). “Learning the Solution Operator of Boundary Value Problems using Graph Neural Networks.” *arXiv preprint arXiv:2206.14092*.
- Lounesto, Pertti (1986). “Clifford algebras and spinors.” In: *Clifford Algebras and Their Applications in Mathematical Physics*. Springer, pp. 25–37.
- Lu, Lu, Pengzhan Jin, Guofei Pang, Zhongqiang Zhang, and George Em Karniadakis (2021). “Learning nonlinear operators via DeepONet based on the universal approximation theorem of operators.” *Nature Machine Intelligence* 3.3, pp. 218–229.
- Lu, Lu, Xuhui Meng, Shengze Cai, Zhiping Mao, Somdatta Goswami, Zhongqiang Zhang, and George Em Karniadakis (2022). “A comprehensive and fair comparison of two neural operators (with practical extensions) based on fair data.” *Computer Methods in Applied Mechanics and Engineering* 393, p. 114778.
- Lutter, Michael, Christian Ritter, and Jan Peters (2018). “Deep Lagrangian Networks: Using Physics as Model Prior for Deep Learning.” In: *International Conference on Learning Representations (ICLR)*.
- Ma, Hao, Yuxuan Zhang, Nils Thuerey, Xiangyu Hu, and Oskar J Haidn (2021). “Physics-driven Learning of the Steady Navier-Stokes Equations using Deep Convolutional Neural Networks.” *arXiv preprint arXiv:2106.09301*.
- Ma, Wei, Zhaocheng Liu, Zhaxylyk A Kudyshev, Alexandra Boltasseva, Wenshan Cai, and Yongmin Liu (2021). “Deep learning for the design of photonic structures.” *Nature Photonics* 15.2, pp. 77–90.
- Maulik, Romit, Vishwas Rao, Jiali Wang, Gianmarco Mengaldo, Emil Constantinescu, Bethany Lusch, Prasanna Balaprakash, Ian Foster, and Rao Kotamarthi (2022). “Efficient high-dimensional variational data assimilation with machine-learned reduced-order models.” *Geoscientific Model Development* 15.8, pp. 3433–3445.
- Mayr, Andreas, Sebastian Lehner, Arno Mayrhofer, Christoph Kloss, Sepp Hochreiter, and Johannes Brandstetter (2021). “Boundary graph neural networks for 3D simulations.” *arXiv preprint arXiv:2106.11299*.
- McMullin, Ernan (2002). “The origins of the field concept in physics.” *Physics in Perspective* 4.1, pp. 13–39.
- Melnik, Pavlo, Michael Felsberg, and Mårten Wadenbäck (2021). “Embed me if you can: A geometric perceptron.” In: *Proceedings of the IEEE/CVF International Conference on Computer Vision*.

- Mirowski, Philip (1991). *More heat than light: Economics as social physics, physics as nature's economics*. Cambridge University Press.
- Molteni, Franco (2003). "Atmospheric simulations using a GCM with simplified physical parametrizations. I: Model climatology and variability in multi-decadal experiments." *Climate Dynamics* 20.2, pp. 175–191.
- Moxey, C Eddie, Stephen J Sangwine, and Todd A Ell (2003). "Hypercomplex correlation techniques for vector images." *IEEE Transactions on Signal Processing* 51.7, pp. 1941–1953.
- Nguyen, Tu Dinh, Dinh Phung, et al. (2021). "Quaternion graph neural networks." In: *Asian Conference on Machine Learning*.
- Parcollet, Titouan, Mohamed Morchid, and Georges Linarès (2019). "Quaternion Convolutional Neural Networks for Heterogeneous Image Processing." In: *ICASSP 2019 - 2019 IEEE International Conference on Acoustics, Speech and Signal Processing (ICASSP)*.
- (2020). "A survey of quaternion neural networks." *Artificial Intelligence Review* 53.4, pp. 2957–2982.
- Parcollet, Titouan, Mirco Ravanelli, Mohamed Morchid, Georges Linarès, Chiheb Trabelsi, Renato De Mori, and Yoshua Bengio (2018). "Quaternion recurrent neural networks." *arXiv preprint arXiv:1806.04418*.
- Parcollet, Titouan, Ying Zhang, Mohamed Morchid, Chiheb Trabelsi, Georges Linarès, Renato De Mori, and Yoshua Bengio (2018). "Quaternion convolutional neural networks for end-to-end automatic speech recognition." *arXiv preprint arXiv:1806.07789*.
- Paszke, Adam, Sam Gross, Francisco Massa, Adam Lerer, James Bradbury, Gregory Chanan, Trevor Killeen, Zeming Lin, Natalia Gimelshein, Luca Antiga, Alban Desmaison, Andreas Kopf, Edward Yang, Zachary DeVito, Martin Raison, Alykhan Tejani, Sasank Chilamkurthy, Benoit Steiner, Lu Fang, Junjie Bai, and Soumith Chintala (2019). "PyTorch: An Imperative Style, High-Performance Deep Learning Library." In: *Advances in Neural Information Processing Systems (NeurIPS)*. Ed. by H. Wallach, H. Larochelle, A. Beygelzimer, F. d'Alché-Buc, E. Fox, and R. Garnett, pp. 8024–8035.
- Pathak, Jaideep, Shashank Subramanian, Peter Harrington, Sanjeev Raja, Ashesh Chattopadhyay, Morteza Mardani, Thorsten Kurth, David Hall, Zongyi Li, Kamyar Azizzadenesheli, Pedram Hassanzadeh, Karthik Kashinath, and Animashree Anandkumar (2022). "FourCastNet: A Global Data-driven High-resolution Weather Model using Adaptive Fourier Neural Operators." *arXiv preprint arXiv:2202.11214*.
- Pearson, JK and DL Bisset (1994). "Neural networks in the Clifford domain." In: *Proceedings of 1994 IEEE International Conference on Neural Networks (ICNN'94)*. Vol. 3.
- Pearson, Justin (2003). "Clifford networks." In: *Complex-Valued Neural Networks: Theories and Applications*. World Scientific, pp. 81–106.
- Pestourie, Raphaël, Youssef Mroueh, Chris Rackauckas, Payel Das, and Steven G Johnson (2021). "Physics-enhanced deep surrogates for PDEs." *arXiv preprint arXiv:2111.05841*.
- Pfaff, Tobias, Meire Fortunato, Alvaro Sanchez-Gonzalez, and Peter W Battaglia (2020). "Learning mesh-based simulation with graph networks." *arXiv preprint arXiv:2010.03409*.
- Pfau, David, James S Spencer, Alexander GDG Matthews, and W Matthew C Foulkes (2020). "Ab initio solution of the many-electron Schrödinger equation with deep neural networks." *Physical Review Research* 2.3, p. 033429.
- Praditia, Timothy, Matthias Karlbauer, Sebastian Otte, Sergey Oladyshkin, Martin V Butz, and Wolfgang Nowak (2021). "Finite volume neural network: Modeling subsurface contaminant transport." *arXiv preprint arXiv:2104.06010*.
- Rahman, Md Ashiqur, Manuel A Florez, Anima Anandkumar, Zachary E Ross, and Kamyar Azizzadenesheli (2022). "Generative Adversarial Neural Operators." *arXiv preprint arXiv:2205.03017*.
- Rahman, Md Ashiqur, Zachary E Ross, and Kamyar Azizzadenesheli (2022). "U-NO: U-shaped Neural Operators." *arXiv preprint arXiv:2204.11127*.
- Raissi, Maziar, Paris Perdikaris, and George E Karniadakis (2019). "Physics-informed neural networks: A deep learning framework for solving forward and inverse problems involving nonlinear partial differential equations." *Journal of Computational physics* 378, pp. 686–707.
- Raissi, Maziar, Alireza Yazdani, and George Em Karniadakis (2020). "Hidden fluid mechanics: Learning velocity and pressure fields from flow visualizations." *Science* 367.6481, pp. 1026–1030.
- Rao, Yongming, Wenliang Zhao, Zheng Zhu, Jiwen Lu, and Jie Zhou (2021). "Global filter networks for image classification." *Advances in Neural Information Processing Systems (NeurIPS)* 34.
- Rasp, Stephan and Nils Thuerey (2021). "Data-driven medium-range weather prediction with a resnet pretrained on climate simulations: A new model for weatherbench." *Journal of Advances in Modeling Earth Systems* 13.2, e2020MS002405.

- Rella, Edoardo Mello, Ajad Chhatkuli, Ender Konukoglu, and Luc Van Gool (2022). “Neural Vector Fields for Surface Representation and Inference.” *arXiv preprint arXiv:2204.06552*.
- Renaud, Pierre (2020). *Clifford Algebras Lecture Notes on Applications in Physics*.
- Ronneberger, Olaf, Philipp Fischer, and Thomas Brox (2015). “U-net: Convolutional networks for biomedical image segmentation.” In: *International Conference on Medical Image Computing and Computer-assisted Intervention*.
- Sanchez-Gonzalez, Alvaro, Jonathan Godwin, Tobias Pfaff, Rex Ying, Jure Leskovec, and Peter W. Battaglia (2020). “Learning to Simulate Complex Physics with Graph Networks.” *arXiv preprint arXiv:2002.09405*.
- Sandler, Mark, Andrew Howard, Menglong Zhu, Andrey Zhmoginov, and Liang-Chieh Chen (2018). “MobileNetV2: Inverted residuals and linear bottlenecks.” In: *IEEE Conference on Computer Vision and Pattern Recognition (CVPR)*.
- Sangwine, Stephen J and Todd A Ell (2000). “Colour image filters based on hypercomplex convolution.” *IEE Proceedings-Vision, Image and Signal Processing* 147.2, pp. 89–93.
- Schwichtenberg, Jakob (2015). *Physics from symmetry*. Springer.
- Shi, Wenlei, Xinquan Huang, Xiaotian Gao, Xinran Wei, Jia Zhang, Jiang Bian, Mao Yang, and Tie-Yan Liu (2022). “LordNet: Learning to Solve Parametric Partial Differential Equations without Simulated Data.” *arXiv preprint arXiv:2206.09418*.
- Shi, Xingjian, Zhourong Chen, Hao Wang, Dit-Yan Yeung, Wai-Kin Wong, and Wang-chun Woo (2015). “Convolutional LSTM network: A machine learning approach for precipitation nowcasting.” *Advances in neural information processing systems* 28.
- Sirignano, Justin and Konstantinos Spiliopoulos (2018). “DGM: A deep learning algorithm for solving partial differential equations.” *Journal of computational physics* 375, pp. 1339–1364.
- Sønderby, Casper Kaae, Lasse Espeholt, Jonathan Heek, Mostafa Dehghani, Avital Oliver, Tim Salimans, Shreya Agrawal, Jason Hickey, and Nal Kalchbrenner (2020). “MetNet: A neural weather model for precipitation forecasting.” *arXiv preprint arXiv:2003.12140*.
- Stachenfeld, Kimberly, Drummond B Fielding, Dmitrii Kochkov, Miles Cranmer, Tobias Pfaff, Jonathan Godwin, Can Cui, Shirley Ho, Peter Battaglia, and Alvaro Sanchez-Gonzalez (2021). “Learned Coarse Models for Efficient Turbulence Simulation.” *arXiv preprint arXiv:2112.15275*.
- Steane, Andrew M (2013). “An introduction to spinors.” *arXiv preprint arXiv:1312.3824*.
- Suter, Jaap (2003). *Geometric algebra primer*. <http://www.jaapsuter.com/geometric-algebra.pdf>.
- Tan, Mingxing and Quoc Le (2019). “EfficientNet: Rethinking model scaling for convolutional neural networks.” In: *International Conference on Machine Learning (ICML)*.
- Temam, Roger (2001). *Navier-Stokes equations: theory and numerical analysis*. Vol. 343. American Mathematical Soc.
- Thurey, Nils, Philipp Holl, Maximilian Mueller, Patrick Schnell, Felix Trost, and Kiwon Um (2021). “Physics-based Deep Learning.” *arXiv preprint arXiv:2109.05237*.
- Trabelsi, Chiheb, Olexa Bilaniuk, Dmitriy Serdyuk, Sandeep Subramanian, João Felipe Santos Santos, Soroush Mehri, Negar Rostamzadeh, Yoshua Bengio, and Christopher Joseph Pal (2017). “Deep Complex Networks.” In: *International Conference on Learning Representations (ICLR)*.
- Trindade, Marco AS, Vinicius NL Rocha, and S Floquet (2022). “Clifford Algebras, Quantum Neural Networks and Generalized Quantum Fourier Transform.” *arXiv preprint arXiv:2206.01808*.
- Ulyanov, Dmitry, Andrea Vedaldi, and Victor Lempitsky (2017). “Improved texture networks: Maximizing quality and diversity in feed-forward stylization and texture synthesis.” In: *IEEE Conference on Computer Vision and Pattern Recognition (CVPR)*.
- Um, Kiwon, Robert Brand, Yun Raymond Fei, Philipp Holl, and Nils Thurey (2020). “Solver-in-the-loop: Learning from differentiable physics to interact with iterative PDE-solvers.” *Advances in Neural Information Processing Systems (NeurIPS)* 33, pp. 6111–6122.
- Van Loan, Charles (1992). *Computational frameworks for the fast Fourier transform*. SIAM.
- Vreugdenhil, Cornelis Boudewijn (1994). *Numerical methods for shallow-water flow*. Vol. 13. Springer Science & Business Media.
- Wandel, Nils, Michael Weinmann, and Reinhard Klein (2020). “Learning Incompressible Fluid Dynamics from Scratch—Towards Fast, Differentiable Fluid Models that Generalize.” *arXiv preprint arXiv:2006.08762*.

- Wandel, Nils, Michael Weinmann, Michael Neidlin, and Reinhard Klein (2022). “Spline-PINN: Approaching PDEs without data using fast, physics-informed Hermite-Spline CNNs.” In: *Proceedings of the AAAI Conference on Artificial Intelligence*. Vol. 36. 8.
- Wang, Rui, Karthik Kashinath, Mustafa Mustafa, Adrian Albert, and Rose Yu (2020). “Towards physics-informed deep learning for turbulent flow prediction.” In: *ACM SIGKDD International Conference on Knowledge Discovery & Data Mining*.
- Wang, Rui, Robin Walters, and Rose Yu (2020). “Incorporating symmetry into deep dynamics models for improved generalization.” *arXiv preprint arXiv:2002.03061*.
- Wang, Sifan, Hanwen Wang, and Paris Perdikaris (2021). “Learning the solution operator of parametric partial differential equations with physics-informed DeepONets.” *Science advances* 7.40, eabi8605.
- Weiler, Maurice and Gabriele Cesa (2019). “General $E(2)$ -Equivariant Steerable CNNs.” *Advances in Neural Information Processing Systems (NeurIPS)* 32.
- Weiler, Maurice, Mario Geiger, Max Welling, Wouter Boomsma, and Taco S Cohen (2018). “3D steerable CNNs: Learning rotationally equivariant features in volumetric data.” *Advances in Neural Information Processing Systems (NeurIPS)* 31.
- Wen, Gege, Zongyi Li, Kamyar Azizzadenesheli, Anima Anandkumar, and Sally M Benson (2022). “U-FNO—An enhanced Fourier neural operator-based deep-learning model for multiphase flow.” *Advances in Water Resources* 163, p. 104180.
- Weyn, Jonathan A, Dale R Durran, and Rich Caruana (2020). “Improving data-driven global weather prediction using deep convolutional neural networks on a cubed sphere.” *Journal of Advances in Modeling Earth Systems* 12.9, e2020MS002109.
- Weyn, Jonathan A, Dale R Durran, Rich Caruana, and Nathaniel Cresswell-Clay (2021). “Sub-seasonal forecasting with a large ensemble of deep-learning weather prediction models.” *Journal of Advances in Modeling Earth Systems* 13.7, e2021MS002502.
- Worrall, Daniel E, Stephan J Garbin, Daniyar Turmukhambetov, and Gabriel J Brostow (2017). “Harmonic networks: Deep translation and rotation equivariance.” In: *IEEE Conference on Computer Vision and Pattern Recognition (CVPR)*.
- Wu, Tailin, Takashi Maruyama, and Jure Leskovec (2022). “Learning to Accelerate Partial Differential Equations via Latent Global Evolution.” *arXiv preprint arXiv:2206.07681*.
- Wu, Yuxin and Kaiming He (2018). “Group normalization.” In: *European Conference on Computer Vision (ECCV)*.
- Xie, Yiheng, Towaki Takikawa, Shunsuke Saito, Or Litany, Shiqin Yan, Numair Khan, Federico Tombari, James Tompkin, Vincent Sitzmann, and Srinath Sridhar (2022). “Neural fields in visual computing and beyond.” In: *Computer Graphics Forum*. Vol. 41. 2.
- Yang, Yan, Angela F Gao, Jorge C Castellanos, Zachary E Ross, Kamyar Azizzadenesheli, and Robert W Clayton (2021). “Seismic wave propagation and inversion with Neural Operators.” *The Seismic Record* 1.3, pp. 126–134.
- Zang, Di, Xihao Chen, Juntao Lei, Zengqiang Wang, Junqi Zhang, Jiuju Cheng, and Keshuang Tang (2022). “A multi-channel geometric algebra residual network for traffic data prediction.” *IET Intelligent Transport Systems*.
- Zhang, Xiangyu, Xinyu Zhou, Mengxiao Lin, and Jian Sun (2018). “Shufflenet: An extremely efficient convolutional neural network for mobile devices.” In: *IEEE Conference on Computer Vision and Pattern Recognition (CVPR)*.
- Zhu, Xuanyu, Yi Xu, Hongteng Xu, and Changjian Chen (2018). “Quaternion Convolutional Neural Networks.” In: *European Conference on Computer Vision (ECCV)*.
- Zhu, Yinhao and Nicholas Zabaras (2018). “Bayesian deep convolutional encoder–decoder networks for surrogate modeling and uncertainty quantification.” *Journal of Computational Physics* 366, pp. 415–447.
- Zubov, Kirill, Zoe McCarthy, Yingbo Ma, Francesco Calisto, Valerio Pagliarino, Simone Azeglio, Luca Bottero, Emmanuel Luján, Valentin Sulzer, Ashutosh Bharambe, et al. (2021). “NeuralPDE: Automating physics-informed neural networks (PINNs) with error approximations.” *arXiv preprint arXiv:2107.09443*.

Appendices

A. Mathematical background

This appendix supports Section 2 of the main paper. We give a more detailed explanation of real Clifford algebras and have a closer look at $Cl_{2,0}(\mathbb{R})$, $Cl_{0,2}(\mathbb{R})$, and $Cl_{3,0}(\mathbb{R})$.

Vector spaces and algebras over a field. A *vector space* over a field F is a set V together with two binary operations that satisfy the axioms for vector addition and scalar multiplication. The axioms of addition ensure that if two elements of V get added together, we end up with another element of V . The elements of F are called scalars. Examples of a field F are the real numbers \mathbb{R} and the complex numbers \mathbb{C} . Although it is common practice to refer to the elements of a general vector space V as vectors, to avoid confusion we will reserve the usage of this term to the more specific case of elements of \mathbb{R}^n . As we will see below, general vector spaces can consist of more complicated, higher-order objects than scalars, vectors or matrices.

An *algebra over a field* consists of a vector space V over a field F together with an additional *bilinear* law of composition of elements of the vector space, $V \times V \rightarrow V$, that is, if a and b are any two elements of V , then $ab : V \times V \rightarrow V$ is an element of V , satisfying a pair of distribution laws: $a(\lambda_1 b + \lambda_2 c) = \lambda_1 ab + \lambda_2 ac$ and $(\lambda_1 a + \lambda_2 b)c = \lambda_1 ac + \lambda_2 bc$ for $\lambda_1, \lambda_2 \in F$ and $a, b, c \in V$. Note that general vector spaces don't have bilinear operations defined on their elements.

Clifford algebras over \mathbb{R} . In this manuscript we will focus on Clifford algebras over \mathbb{R} . For a more general exposition on Clifford algebras over different fields the reader is referred to Lounesto (1986).

A real Clifford algebra is generated by the n -dimensional vector space \mathbb{R}^n through a set of relations that hold for the basis elements of the vector space \mathbb{R}^n . Let us denote the basis elements of \mathbb{R}^n with e_1, \dots, e_n , and without loss of generality choose these basis elements to be mutually orthonormal. Taking two nonnegative integers p and q , such that $p + q = n$, then a real Clifford algebra $Cl_{p,q}(\mathbb{R})$ with the "signature" (p, q) , is generated through the following relations that define how the bilinear product of the algebra operates on the basis elements of \mathbb{R}^n :

$$e_i^2 = +1 \quad \text{for } 1 \leq i \leq p, \quad (19)$$

$$e_j^2 = -1 \quad \text{for } p < j \leq p + q, \quad (20)$$

$$e_i e_j = -e_j e_i \quad \text{for } i \neq j. \quad (21)$$

Through these relations we can generate a basis for the vector space of the Clifford algebra, which we will denote with G . Equations 19 and 20 show that the product between two vectors yields a scalar. According to the aforementioned definition of an algebra over a field, a Clifford algebra with a vector space G is equipped with a bilinear product $G \times G \mapsto G$, that combines two elements from the vector space G and yields another element of the same space G . Therefore, both scalars and vectors must be elements of the vector space G . Equation 21 shows that besides scalar and vector elements, higher order elements consisting of a combination of two basis elements, such as $e_i e_j$ and $e_j e_i$, are also part of the vector space G . Finally, by combining Equations 19, 20, 21 we can create even higher order elements such as $e_i e_j e_k$ for $i \neq j \neq k$, or $e_1 e_2 \dots e_{p+q}$, which all must be part of the vector space G .

In order to determine what the basis elements are that span the vector space G of $Cl_{p,q}(\mathbb{R})$, we note that elements $e_{\sigma(1)} e_{\sigma(2)} \dots e_{\sigma(k)}$ and $e_1 e_2 \dots e_k$ are related through a simple scalar multiplicative factor of plus or minus one, depending on the sign of the permutation σ . Therefore, it suffices to consider the unordered combinations of basis elements of \mathbb{R}^n : the basis of the vector space G is given by $\{1, e_1, e_2, \dots, e_{p+q}, e_1 e_2, \dots, e_{p+q-1} e_{p+q}, \dots, e_1 e_2 \dots e_{p+q}\}$.

In summary, we have introduced two different vector spaces. First, the vector space \mathbb{R}^n which *generates* the Clifford algebra, and second the vector space G , which is the vector space spanned by the basis elements of the Clifford algebra $Cl_{p,q}(\mathbb{R})$. Convention is to denote the vector space of a real Clifford algebra with a superscript n of the dimension of the generating vector space, yielding G^n for a generating vector space \mathbb{R}^n . Note that the dimension of the vector space G^n is $2^n = 2^{p+q}$.

Exemplary low-dimensional Clifford algebras are: (i) $Cl_{0,0}(\mathbb{R})$ which is a one-dimensional algebra that is spanned by the vector $\{1\}$ and is therefore isomorphic to \mathbb{R} , the field of real numbers; (ii) $Cl_{0,1}(\mathbb{R})$ which is a two-dimensional algebra with vector space G^1 spanned by $\{1, e_1\}$ where the basis vector e_1 squares to -1 , and is therefore isomorphic to \mathbb{C} , the field of complex numbers; (iii) $Cl_{0,2}(\mathbb{R})$ which is a

4-dimensional algebra with vector space G^2 spanned by $\{1, e_1, e_2, e_1 e_2\}$, where $e_1, e_2, e_1 e_2$ all square to -1 and anti-commute. Thus, $Cl_{0,2}(\mathbb{R})$ is isomorphic to the quaternions \mathbb{H} .

Definition 1: Grade of Clifford algebra element

The grade of a Clifford algebra basis element is the dimension of the subspace it represents.

For example, the basis elements $\{1, e_1, e_2, e_1 e_2\}$ of the Clifford algebras $Cl_{0,2}(\mathbb{R})$ and $Cl_{2,0}(\mathbb{R})$ have the grades $\{0, 1, 1, 2\}$. Using the concept of grades, we can divide the vector spaces of Clifford algebras into linear subspaces made up of elements of each grade. The grade subspace of smallest dimension is M_0 , the subspace of all scalars (elements with 0 basis vectors). Elements of M_1 are called vectors, elements of M_2 are bivectors, and so on. In general, the vector space G^{p+q} of a Clifford algebra $Cl_{p,q}$ can be written as the direct sum of all of these subspaces:

$$G^{p+q} = M_0 \oplus M_1 \oplus \dots \oplus M_{p+q} . \quad (22)$$

The elements of a Clifford algebra are called *multivectors*, containing elements of subspaces, i.e. scalars, vectors, bivectors, trivectors etc. The basis element with the highest grade is called the *pseudoscalar*¹³, which in \mathbb{R}^2 corresponds to the bivector $e_1 e_2$, and in \mathbb{R}^3 to the trivector $e_1 e_2 e_3$. The pseudoscalar is often denoted with the symbol i_{p+q} . From hereon, only multivectors will be denoted with boldface symbols.

Geometric product. Using Equations 19, 20, 21, we have seen how basis elements of the vector space G^{p+q} of the Clifford algebra are formed using basis elements of the generating vector space V . We now, look at how elements of G^{p+q} are combined, i.e. how multivectors are bilinearly operated on. The *geometric product* is the bilinear operation on multivectors in Clifford algebras. For arbitrary multivectors $\mathbf{a}, \mathbf{b}, \mathbf{c} \in G^{p+q}$, and scalar λ the geometric product has the following properties:

$$\mathbf{ab} \in G^{p+q} \quad \text{closure ,} \quad (23)$$

$$(\mathbf{ab})\mathbf{c} = \mathbf{a}(\mathbf{bc}) \quad \text{associativity ,} \quad (24)$$

$$\lambda \mathbf{a} = \mathbf{a} \lambda \quad \text{commutative scalar multiplication ,} \quad (25)$$

$$\mathbf{a}(\mathbf{b} + \mathbf{c}) = \mathbf{ab} + \mathbf{ac} \quad \text{distributive over addition .} \quad (26)$$

The geometric product is in general non-commutative, i.e. $\mathbf{ab} \neq \mathbf{ba}$. As we describe later, the geometric product is made up of two things: an inner product (that captures similarity) and exterior (wedge) product that captures difference.

Definition 2: Dual of a multivector

The dual \mathbf{a}^* of a multivector \mathbf{a} is defined as:

$$\mathbf{a}^* = \mathbf{a} i_{p+q} , \quad (27)$$

where i_{p+q} represents the respective pseudoscalar of the Clifford algebra.

This definition allows us to relate different multivectors to each other, which is a useful property when defining Clifford Fourier transforms. For example, for Clifford algebras in \mathbb{R}^2 the dual of a scalar is a bivector, and for the Clifford algebra \mathbb{R}^3 the dual of a scalar is a trivector.

A.1. Examples of Clifford algebras

Clifford algebra $Cl_{0,1}(\mathbb{R})$. The Clifford algebra $Cl_{0,1}(\mathbb{R})$ is a two-dimensional algebra with vector space G^1 spanned by $\{1, e_1\}$, and where the basis vector e_1 squares to -1 . $Cl_{0,1}(\mathbb{R})$ is thus algebra-isomorphic to \mathbb{C} , the field of complex numbers. This becomes more obvious if we identify the basis element with the highest grade, i.e. e_1 , as the pseudoscalar i_1 which is the imaginary part of the complex numbers. The

¹³In contrast to scalars, pseudoscalars change sign under reflection.

geometric product between two multivectors $\mathbf{a} = a_0 + a_1 e_1$ and $\mathbf{b} = b_0 + b_1 e_1$ is therefore also isomorphic to the product of two complex numbers:

$$\begin{aligned} \mathbf{ab} &= a_0 b_0 + a_0 b_1 \boxed{e_1} + a_1 b_0 \boxed{e_1} + a_1 b_1 e_1 e_1 \\ &= (a_0 b_0 - a_1 b_1) + (a_0 b_1 + a_1 b_0) \boxed{e_1} . \end{aligned} \quad (28)$$

Clifford algebra $Cl_{2,0}(\mathbb{R})$. The Clifford algebra $Cl_{2,0}(\mathbb{R})$ is a 4-dimensional algebra with vector space G^2 spanned by the basis vectors $\{1, e_1, e_2, e_1 e_2\}$ where $e_1, e_2, e_1 e_2$ all square to $+1$. The geometric product of two multivectors $\mathbf{a} = a_0 + a_1 e_1 + a_2 e_2 + a_{12} e_1 e_2$ and $\mathbf{b} = b_0 + b_1 e_1 + b_2 e_2 + b_{12} e_1 e_2$ is defined via:

$$\begin{aligned} \mathbf{ab} &= a_0 b_0 + a_0 b_1 \boxed{e_1} + a_0 b_2 \boxed{e_2} + a_0 b_{12} \boxed{e_1 e_2} \\ &+ a_1 b_0 \boxed{e_1} + a_1 b_1 e_1 e_1 + a_1 b_2 \boxed{e_1 e_2} + a_1 b_{12} e_1 e_1 \boxed{e_2} \\ &+ a_2 b_0 \boxed{e_2} + a_2 b_1 \boxed{e_2 e_1} + a_2 b_2 e_2 e_2 + a_2 b_{12} e_2 \boxed{e_1} e_2 \\ &+ a_{12} b_0 \boxed{e_1 e_2} + a_{12} b_1 \boxed{e_2} e_1 + a_{12} b_2 \boxed{e_1} e_2 e_2 + a_{12} b_{12} e_1 e_2 e_1 e_2 . \end{aligned} \quad (29)$$

Using the relations $e_1 e_1 = 1$, $e_2 e_2 = 1$, and $e_i e_j = -e_j e_i$ for $i \neq j \in \{e_1, e_2\}$, from which it follows that $e_1 e_2 e_1 e_2 = -1$, we obtain:

$$\begin{aligned} \mathbf{ab} &= a_0 b_0 + a_1 b_1 + a_2 b_2 - a_{12} b_{12} \\ &+ (a_0 b_1 + a_1 b_0 - a_2 b_{12} + a_{12} b_2) \boxed{e_1} \\ &+ (a_0 b_2 + a_1 b_{12} + a_2 b_0 - a_{12} b_1) \boxed{e_2} \\ &+ (a_0 b_{12} + a_1 b_2 - a_2 b_1 + a_{12} b_0) \boxed{e_1 e_2} . \end{aligned} \quad (30)$$

A vector $x \in \mathbb{R}^2 \subset G^2$ is identified with $x_1 e_1 + x_2 e_2 \in \mathbb{R}^2 \subset G^2$. Clifford multiplication of two vectors $x, y \in \mathbb{R}^2 \subset G^2$ yields the geometric product xy :

$$\begin{aligned} xy &= (x_1 \boxed{e_1} + x_2 \boxed{e_2})(y_1 \boxed{e_1} + y_2 \boxed{e_2}) \\ &= \boxed{x_1 y_1 e_1^2 + x_2 y_2 e_2^2} + \boxed{x_1 y_2 e_1 e_2 + x_2 y_1 e_2 e_1} \\ &= \boxed{\langle x, y \rangle} + \boxed{x \wedge y} , \end{aligned} \quad (31)$$

↑ Inner product ↑ Outer/Wedge product

The asymmetric quantity $x \wedge y = -y \wedge x$ is associated with the now often mentioned *bivector*, which can be interpreted as an oriented plane segment.

Equation 31 can be rewritten to express the (symmetric) inner product and the (anti-symmetric) outer product in terms of the geometric product:

$$\boxed{x \wedge y} = \frac{1}{2}(xy - yx) \quad (32)$$

$$\boxed{\langle x, y \rangle} = \frac{1}{2}(xy + yx) . \quad (33)$$

From the basis vectors of the vector space G^2 of the Clifford algebra $Cl_{2,0}(\mathbb{R})$, i.e. $\{1, e_1, e_2, e_1 e_2\}$, probably the most interesting is $e_1 e_2$. We therefore have a closer look the unit bivector $i_2 = e_1 e_2$ which is the plane spanned by e_1 and e_2 and determined by the geometric product:

$$i_2 = e_1 e_2 = \underbrace{\langle e_1, e_2 \rangle}_{=0} + e_1 \wedge e_2 = -e_2 \wedge e_1 = -e_2 e_1 , \quad (34)$$

where the inner product $\langle e_1, e_2 \rangle$ is zero due to the orthogonality of the base vectors. The bivector i_2 if squared yields $i_2^2 = -1$, and thus i_2 represents a true geometric $\sqrt{-1}$. From Equation 34, it follows that

$$\begin{aligned} e_2 &= e_1 i_2 = -i_2 e_1 \\ e_1 &= i_2 e_2 = -e_2 i_2 . \end{aligned} \quad (35)$$

Using definition 2, the dual of a multivector $\mathbf{a} \in G^2$ is defined via the bivector as $i_2 \mathbf{a}$. Thus, the dual of a scalar is a bivector and the dual of a vector is again a vector. The dual pairs of the base vectors are $1 \leftrightarrow e_1 e_2$ and $e_1 \leftrightarrow e_2$. These dual pairs allow us to write an arbitrary multivector \mathbf{a} as

$$\begin{aligned} \mathbf{a} &= a_0 + a_1 e_1 + a_2 e_2 + a_{12} e_{12} , \\ \mathbf{a} &= \underbrace{1(a_0 + a_{12} i_2)}_{\text{spinor part}} + \underbrace{e_1(a_1 + a_2 i_2)}_{\text{vector part}} , \end{aligned} \quad (36)$$

which can be regarded as two complex-valued parts: the spinor part, which commutes with i_2 and the vector part, which anti-commutes with i_2 .

Clifford algebra $Cl_{0,2}(\mathbb{R})$. The Clifford algebra $Cl_{0,2}(\mathbb{R})$ is a 4-dimensional algebra with vector space G^2 spanned by the basis vectors $\{1, e_1, e_2, e_1 e_2\}$ where $e_1, e_2, e_1 e_2$ all square to -1 . The Clifford algebra $Cl_{0,2}(\mathbb{R})$ is algebra-isomorphic to the quaternions \mathbb{H} , which are commonly written in literature (Schwichtenberg, 2015) as $a + b\hat{i} + c\hat{j} + d\hat{k}$, where the (imaginary) base elements \hat{i}, \hat{j} , and \hat{k} fulfill the relations:

$$\begin{aligned} \hat{i}^2 &= \hat{j}^2 = -1 \\ \hat{i}\hat{j} &= \hat{k} \\ \hat{j}\hat{i} &= -\hat{k} \\ \hat{k}^2 &= \hat{i}\hat{j}\hat{j} = -\hat{i}\hat{j}\hat{i} = \hat{i}\hat{i} = -1 . \end{aligned} \quad (37)$$

Quaternions also form a 4-dimensional algebra spanned by $\{1, \hat{i}, \hat{j}, \hat{k}\}$, where $\hat{i}, \hat{j}, \hat{k}$ all square to -1 . The basis element 1 is often called the scalar part, and the basis elements $\hat{i}, \hat{j}, \hat{k}$ are called the vector part of a quaternion.

The geometric product of two multivectors $\mathbf{a} = a_0 + a_1 e_1 + a_2 e_2 + a_{12} e_1 e_2$ and $\mathbf{b} = b_0 + b_1 e_1 + b_2 e_2 + b_{12} e_1 e_2$ is defined as:

$$\begin{aligned} \mathbf{ab} &= a_0 b_0 + a_0 b_1 e_1 + a_0 b_2 e_2 + a_0 b_{12} e_1 e_2 \\ &+ a_1 b_0 e_1 + a_1 b_1 e_1 e_1 + a_1 b_2 e_1 e_2 + a_1 b_{12} e_1 e_1 e_2 \\ &+ a_2 b_0 e_2 + a_2 b_1 e_2 e_1 + a_2 b_2 e_2 e_2 + a_2 b_{12} e_2 e_1 e_2 \\ &+ a_{12} b_0 e_1 e_2 + a_{12} b_1 e_1 e_2 e_1 + a_{12} b_2 e_1 e_2 e_2 + a_{12} b_{12} e_1 e_2 e_1 e_2 . \end{aligned} \quad (38)$$

Using the relations $e_1 e_1 = -1$, $e_2 e_2 = -1$, and $e_i e_j = -e_j e_i$ for $i \neq j \in \{e_1, e_2\}$, from which it follows that $e_1 e_2 e_1 e_2 = -1$, we obtain:

$$\begin{aligned} \mathbf{ab} &= a_0 b_0 - a_1 b_1 - a_2 b_2 - a_{12} b_{12} \\ &+ (a_0 b_1 + a_1 b_0 + a_2 b_{12} - a_{12} b_2) e_1 \\ &+ (a_0 b_2 - a_1 b_{12} + a_2 b_0 + a_{12} b_1) e_2 \\ &+ (a_0 b_{12} + a_1 b_2 - a_2 b_1 + a_{12} b_0) e_1 e_2 . \end{aligned} \quad (39)$$

Clifford algebra $Cl_{3,0}(\mathbb{R})$. The Clifford algebra is a 8-dimensional algebra with vector space G^3 spanned by the basis vectors $\{1, e_1, e_2, e_3, e_1 e_2, e_1 e_3, e_2 e_3, e_1 e_2 e_3\}$, i.e. one scalar, three vectors $\{e_1, e_2, e_3\}$, three bivectors $\{e_1 e_2, e_1 e_3, e_2 e_3\}$, and one trivector $e_1 e_2 e_3$. The trivector is the pseudoscalar i_3 of the algebra. The geometric product of two multivectors is defined analogously to the geometric product of $Cl_{2,0}(\mathbb{R})$, following the associative and bilinear multiplication of multivectors follows:

$$e_i^2 = 1 \quad \text{for } i = 1, 2, 3 \quad (40)$$

$$e_i e_j = -e_j e_i \quad \text{for } i, j = 1, 2, 3, i \neq j . \quad (41)$$

Using Definition 2, the dual pairs of $Cl_{3,0}$ are:

$$1 \leftrightarrow e_1 e_2 e_3 = i_3 \quad (42)$$

$$e_1 \leftrightarrow e_2 e_3 \quad (43)$$

$$e_2 \leftrightarrow e_3 e_1 \quad (44)$$

$$e_3 \leftrightarrow e_1 e_2 . \quad (45)$$

The geometric product for $Cl_{3,0}(\mathbb{R})$ is defined analogously to the geometric product of $Cl_{2,0}(\mathbb{R})$ via:

$$\begin{aligned}
 \mathbf{ab} = & a_0b_0 + a_0b_1 \mathbf{e}_1 + a_0b_2 \mathbf{e}_2 + a_0b_3 \mathbf{e}_3 \\
 & + a_0b_{12} \mathbf{e}_1\mathbf{e}_2 + a_0b_{13} \mathbf{e}_1\mathbf{e}_3 + a_0b_{23} \mathbf{e}_2\mathbf{e}_3 + a_0b_{123} \mathbf{e}_1\mathbf{e}_2\mathbf{e}_3 \\
 & + a_1b_0 \mathbf{e}_1 + a_1b_1 \mathbf{e}_1\mathbf{e}_1 + a_1b_2 \mathbf{e}_1\mathbf{e}_2 + a_1b_3 \mathbf{e}_1\mathbf{e}_3 \\
 & + a_1b_{12} \mathbf{e}_1\mathbf{e}_1\mathbf{e}_2 + a_1b_{13} \mathbf{e}_1\mathbf{e}_1\mathbf{e}_3 + a_1b_{23} \mathbf{e}_1\mathbf{e}_2\mathbf{e}_3 + a_1b_{123} \mathbf{e}_1\mathbf{e}_1\mathbf{e}_2\mathbf{e}_3 \\
 & + a_2b_0 \mathbf{e}_2 + a_2b_1 \mathbf{e}_2\mathbf{e}_1 + a_2b_2 \mathbf{e}_2\mathbf{e}_2 + a_2b_3 \mathbf{e}_2\mathbf{e}_3 \\
 & + a_2b_{12} \mathbf{e}_2\mathbf{e}_1\mathbf{e}_2 + a_2b_{13} \mathbf{e}_2\mathbf{e}_1\mathbf{e}_3 + a_2b_{23} \mathbf{e}_2\mathbf{e}_2\mathbf{e}_3 - a_2b_{123} \mathbf{e}_2\mathbf{e}_2\mathbf{e}_1\mathbf{e}_3 \\
 & + a_3b_0 \mathbf{e}_3 + a_3b_1 \mathbf{e}_3\mathbf{e}_1 + a_3b_2 \mathbf{e}_3\mathbf{e}_2 + a_3b_3 \mathbf{e}_3\mathbf{e}_3 \\
 & + a_3b_{12} \mathbf{e}_3\mathbf{e}_1\mathbf{e}_2 - a_3b_{13} \mathbf{e}_3\mathbf{e}_1\mathbf{e}_3 - a_3b_{23} \mathbf{e}_3\mathbf{e}_2\mathbf{e}_3 + a_3b_{123} \mathbf{e}_3\mathbf{e}_1\mathbf{e}_2\mathbf{e}_3 \\
 & + a_{12}b_0 \mathbf{e}_1\mathbf{e}_2 - a_{12}b_1 \mathbf{e}_2\mathbf{e}_1\mathbf{e}_1 + a_{12}b_2 \mathbf{e}_1\mathbf{e}_2\mathbf{e}_2 + a_{12}b_3 \mathbf{e}_1\mathbf{e}_2\mathbf{e}_3 \\
 & + a_{12}b_{12} \mathbf{e}_1\mathbf{e}_2\mathbf{e}_1\mathbf{e}_2 - a_{12}b_{13} \mathbf{e}_1\mathbf{e}_2\mathbf{e}_1\mathbf{e}_3 + a_{12}b_{23} \mathbf{e}_2\mathbf{e}_2\mathbf{e}_1\mathbf{e}_3 \\
 & + a_{12}b_{123} \mathbf{e}_1\mathbf{e}_2\mathbf{e}_1\mathbf{e}_2\mathbf{e}_3 \\
 & + a_{13}b_0 \mathbf{e}_1\mathbf{e}_3 - a_{13}b_1 \mathbf{e}_3\mathbf{e}_1\mathbf{e}_1 + a_{13}b_2 \mathbf{e}_1\mathbf{e}_3\mathbf{e}_2 + a_{13}b_3 \mathbf{e}_1\mathbf{e}_3\mathbf{e}_3 \\
 & - a_{13}b_{12} \mathbf{e}_1\mathbf{e}_1\mathbf{e}_3\mathbf{e}_2 + a_{13}b_{13} \mathbf{e}_1\mathbf{e}_3\mathbf{e}_1\mathbf{e}_3 - a_{13}b_{23} \mathbf{e}_1\mathbf{e}_2\mathbf{e}_3\mathbf{e}_3 \\
 & + a_{13}b_{123} \mathbf{e}_1\mathbf{e}_3\mathbf{e}_1\mathbf{e}_2\mathbf{e}_3 \\
 & + a_{23}b_0 \mathbf{e}_2\mathbf{e}_3 + a_{23}b_1 \mathbf{e}_1\mathbf{e}_3\mathbf{e}_2 + a_{23}b_2 \mathbf{e}_3\mathbf{e}_2\mathbf{e}_2 + a_{23}b_3 \mathbf{e}_2\mathbf{e}_3\mathbf{e}_3 \\
 & + a_{23}b_{12} \mathbf{e}_2\mathbf{e}_3\mathbf{e}_1\mathbf{e}_2 - a_{23}b_{13} \mathbf{e}_2\mathbf{e}_1\mathbf{e}_3\mathbf{e}_3 + a_{23}b_{23} \mathbf{e}_2\mathbf{e}_3\mathbf{e}_2\mathbf{e}_3 \\
 & + a_{23}b_{123} \mathbf{e}_2\mathbf{e}_3\mathbf{e}_1\mathbf{e}_2\mathbf{e}_3 \\
 & + a_{123}b_0 \mathbf{e}_1\mathbf{e}_2\mathbf{e}_3 + a_{123}b_1 \mathbf{e}_1\mathbf{e}_2\mathbf{e}_3\mathbf{e}_1 - a_{123}b_2 \mathbf{e}_1\mathbf{e}_3\mathbf{e}_1\mathbf{e}_2 + a_{123}b_3 \mathbf{e}_1\mathbf{e}_2\mathbf{e}_3\mathbf{e}_3 \\
 & + a_{123}b_{12} \mathbf{e}_1\mathbf{e}_2\mathbf{e}_1\mathbf{e}_2\mathbf{e}_2 + a_{123}b_{13} \mathbf{e}_1\mathbf{e}_2\mathbf{e}_3\mathbf{e}_1\mathbf{e}_3 + a_{123}b_{23} \mathbf{e}_1\mathbf{e}_2\mathbf{e}_3\mathbf{e}_2\mathbf{e}_3 \\
 & + a_{123}b_{123} \mathbf{e}_1\mathbf{e}_2\mathbf{e}_3\mathbf{e}_1\mathbf{e}_2\mathbf{e}_3 ,
 \end{aligned} \tag{46}$$

where minus signs appear to do reordering of basis elements. Equation 46 simplifies to

$$\begin{aligned}
 \mathbf{ab} = & a_0b_0 + a_1b_1 + a_2b_2 + a_3b_3 - a_{12}b_{12} - a_{13}b_{13} - a_{23}b_{23} - a_{123}b_{123} \\
 & + (a_0b_1 + a_1b_0 - a_2b_{12} - a_3b_{13} + a_{12}b_2 + a_{13}b_3 - a_{23}b_{123} - a_{123}b_{23}) \mathbf{e}_1 \\
 & + (a_0b_2 + a_1b_{12} + a_2b_0 - a_3b_{23} - a_{12}b_1 + a_{13}b_{123} + a_{23}b_3 + a_{123}b_{13}) \mathbf{e}_2 \\
 & + (a_0b_3 + a_1b_{13} + a_2b_{23} + a_3b_0 - a_{12}b_{123} - a_{13}b_1 - a_{23}b_2 - a_{123}b_{12}) \mathbf{e}_3 \\
 & + (a_0b_{12} + a_1b_2 - a_2b_1 + a_3b_{123} + a_{12}b_0 - a_{13}b_{23} + a_{23}b_{13} + a_{123}b_3) \mathbf{e}_1\mathbf{e}_2 \\
 & + (a_0b_{13} + a_1b_3 - a_2b_{123} - a_3b_1 + a_{12}b_{23} + a_{13}b_0 - a_{23}b_{12} - a_{123}b_2) \mathbf{e}_1\mathbf{e}_3 \\
 & + (a_0b_{23} + a_1b_{123} + a_2b_3 - a_3b_2 - a_{12}b_{13} - a_{13}b_{12} + a_{23}b_0 + a_{123}b_1) \mathbf{e}_2\mathbf{e}_3 \\
 & + (a_0b_{123} + a_1b_{23} - a_2b_{13} + a_3b_{12} + a_{12}b_3 - a_{13}b_2 + a_{23}b_1 + a_{123}b_0) \mathbf{e}_1\mathbf{e}_2\mathbf{e}_3 .
 \end{aligned} \tag{47}$$

A.2. The electromagnetic field in 3 dimensions

An intriguing example of the duality of multivectors is found when writing the expression of the electromagnetic field \mathbf{F} in terms of an electric vector field \mathbf{E} and a magnetic vector field \mathbf{B} (Hestenes, 2003),

such that

$$\mathbf{F} = E + Bi_3 . \quad (48)$$

Both the electric field E and the magnetic field B are described by Maxwell's equations (Griffiths, 2005). The two fields are strongly coupled, e.g. temporal changes of electric fields induce magnetic fields and vice versa. Probably the most illustrative co-occurrence of electric and magnetic fields is when describing the propagation of light. In standard vector algebra, E is a vector while B is a pseudovector, i.e. the two kinds of fields are distinguished by a difference in sign under space inversion. Equation 48 naturally decomposes the electromagnetic field into vector and bivector parts via the pseudoscalar i_3 . For example, for the base component $B_x e_1$ of B it holds that $B_x e_1 i_3 = B_x e_1 e_1 e_2 e_3 = B_x e_2 e_3$, which is a bivector and the dual to the base component e_1 of E . Geometric algebra reveals that a pseudovector is nothing else than a bivector represented by its dual, so the magnetic field B in Equation 48 is fully represented by the complete bivector Bi_3 , rather than B alone. Consequently, the multivector representing \mathbf{F} consists of three vectors (the electric field components) and three bivectors $e_1 i_3 = e_2 e_3, e_2 i_3 = e_3 e_1, e_3 i_3 = e_1 e_2$ (the magnetic field components multiplied by i_3).

B. Clifford neural layers

This appendix supports Section 3 of the main paper.

B.1. Clifford convolution layers

We derive the implementation of translation equivariant Clifford convolution layers for multivectors in G^2 , i.e. multivectors of Clifford algebras generated by the 2-dimensional vector space \mathbb{R}^2 . Finally, we make the extension to Clifford algebras generated by the 3-dimensional vector space \mathbb{R}^3 .

Regular CNN layers. Regular convolutional neural network (CNN) layers take as input feature maps $f : \mathbb{Z}^2 \rightarrow \mathbb{R}^{c_{\text{in}}}$ and convolve¹⁴ them with a set of c_{out} filters $\{w^i\}_{i=1}^{c_{\text{out}}} : \mathbb{Z}^2 \rightarrow \mathbb{R}^{c_{\text{in}}}$:

$$[f \star w^i](x) = \sum_{y \in \mathbb{Z}^2} \langle f(y), w^i(y-x) \rangle \quad (49)$$

$$= \sum_{y \in \mathbb{Z}^2} \sum_{j=1}^{c_{\text{in}}} f^j(y) w^{i,j}(y-x) . \quad (50)$$

Equation 49 can be interpreted as inner product of the input feature maps with corresponding filters at every point $y \in \mathbb{Z}^2$. By applying c_{out} filters, the output feature maps can be interpreted as c_{out} -dimensional features vectors at every point $y \in \mathbb{Z}^2$. We now want to extend convolution layers such that the elementwise product of scalars $f^j(y) w^{i,j}(y-x)$ are replaced by the geometric product of multivector inputs and multivector filters $\mathbf{f}^j(y) \mathbf{w}^{i,j}(y-x)$.

Clifford CNN layers. We replace the feature maps $f : \mathbb{Z}^2 \rightarrow \mathbb{R}^{c_{\text{in}}}$ by multivector feature maps $\mathbf{f} : \mathbb{Z}^2 \rightarrow (G^2)^{c_{\text{in}}}$ and convolve them with a set of c_{out} multivector filters $\{\mathbf{w}^i\}_{i=1}^{c_{\text{out}}} : \mathbb{Z}^2 \rightarrow (G^2)^{c_{\text{in}}}$:

$$[\mathbf{f} \star \mathbf{w}^i](x) = \sum_{y \in \mathbb{Z}^2} \sum_{j=1}^{c_{\text{in}}} \underbrace{\mathbf{f}^j(y) \mathbf{w}^{i,j}(y-x)}_{\mathbf{f}^j \mathbf{w}^{i,j} : G^2 \times G^2 \rightarrow G^2} . \quad (51)$$

Theorem 1: Translation equivariance of Clifford convolutions

Let $\mathbf{f} : \mathbb{Z}^2 \rightarrow (G^2)^{c_{\text{in}}}$ be a multivector feature map and let $\mathbf{w} : \mathbb{Z}^2 \rightarrow (G^2)^{c_{\text{in}}}$ be a multivector kernel, then $[[L_t \mathbf{f}] \star \mathbf{w}](x) = [L_t [\mathbf{f} \star \mathbf{w}]](x)$.

¹⁴In deep learning, a convolution operation in the forward pass is implemented as cross-correlation.

Proof.

$$\begin{aligned}
 [[L_t \mathbf{f}] \star \mathbf{w}](x) &= \sum_{y \in \mathbb{Z}^2} \sum_{j=1}^{c_{\text{in}}} \mathbf{f}(y-t) \mathbf{w}(y-x) \\
 &= \sum_{y \in \mathbb{Z}^2} \sum_{j=1}^{c_{\text{in}}} f_0(y-t) w_0(y-x) + f_1(y-t) w_1(y-x) + f_2(y-t) w_2(y-x) - f_{12}(y-t) w_{12}(y-x) \\
 &\quad + \left(f_0(y-t) w_1(y-x) + f_1(y-t) w_0(y-x) - f_2(y-t) w_{12}(y-x) + f_{12}(y-t) w_2(y-x) \right) e_1 \\
 &\quad + \left(f_0(y-t) w_2(y-x) + f_1(y-t) w_{12}(y-x) + f_2(y-t) w_0(y-x) - f_{12}(y-t) w_1(y-x) \right) e_2 \\
 &\quad + \left(f_0(y-t) w_{12}(y-x) + f_1(y-t) w_2(y-x) - f_2(y-t) w_1(y-x) + f_{12}(y-t) w_0(y-x) \right) e_1 e_2 \\
 &\quad (\text{using } y \rightarrow y-t) \\
 &= \sum_{y \in \mathbb{Z}^2} \sum_{j=1}^{c_{\text{in}}} f_0(y) w_0(y-(x-t)) + f_1(y) w_1(y-(x-t)) + f_2(y) w_2(y-(x-t)) - f_{12}(y) w_{12}(y-(x-t)) \\
 &\quad + \left(f_0(y) w_1(y-(x-t)) + f_1(y) w_0(y-(x-t)) - f_2(y) w_{12}(y-(x-t)) + f_{12}(y) w_2(y-(x-t)) \right) e_1 \\
 &\quad + \left(f_0(y) w_2(y-(x-t)) + f_1(y) w_{12}(y-(x-t)) + f_2(y) w_0(y-(x-t)) - f_{12}(y) w_1(y-(x-t)) \right) e_2 \\
 &\quad + \left(f_0(y) w_{12}(y-(x-t)) + f_1(y) w_2(y-(x-t)) - f_2(y) w_1(y-(x-t)) + f_{12}(y) w_0(y-(x-t)) \right) e_1 e_2 \\
 &= [L_t [\mathbf{f} \star \mathbf{w}]](x) .
 \end{aligned} \tag{52}$$

□

Implementation of $Cl_{2,0}(\mathbb{R})$ layers. We can implement a 2D Clifford CNN layer using Equation 30 where $\{b_0, b_1, b_2, b_{12}\} \rightarrow \{w_0^{i,j}, w_1^{i,j}, w_2^{i,j}, w_{12}^{i,j}\}$ correspond to 4 different kernels representing one 2D multivector kernel, i.e. 4 different convolution layers, and $\{a_0, a_1, a_2, a_{12}\} \rightarrow \{f_0^j, f_1^j, f_2^j, f_{12}^j\}$ correspond to the scalar, vector and bivector parts of the input multivector field. The channels of the different layers represent different stacks of scalars, vectors, and bivectors. All kernels have the same number of input and output channels (number of input and output multivectors), and thus the channels mixing occurs for the different terms of Equations 30, 47 individually. Lastly, usually not all parts of the multivectors are present in the input vector fields. This can easily be accounted for by just omitting the respective parts of Equations 30, 47. A similar reasoning applies to the output vector fields.

Rotational Clifford CNN layers. Here we introduce an alternative parameterization to the Clifford CNN layer introduced in Equation 9 by using the isomorphism of the Clifford algebra $Cl_{0,2}(\mathbb{R})$ to quaternions. We take advantage of the fact that a quaternion rotation can be realized by a matrix multiplication (Jia, 2008; Kuipers, 1999; Schwichtenberg, 2015). Using the isomorphism, we can represent the feature maps \mathbf{f}^j and filters $\mathbf{w}^{i,j}$ as quaternions: $\mathbf{f}^j = f_0^j + f_1^j \hat{i} + f_2^j \hat{j} + f_3^j \hat{k}$ and $\mathbf{w}^{i,j} = w_0^{i,j} + w_1^{i,j} \hat{i} + w_2^{i,j} \hat{j} + w_3^{i,j} \hat{k}$ ¹⁵. Leveraging this quaternion representation, we can devise an alternative parameterization of the product between the feature map \mathbf{f}^j and $\mathbf{w}^{i,j}$. To be more precise, we introduce a composite operation that results in a scalar quantity and a quaternion rotation, where the latter acts on the vector part of the quaternion \mathbf{f}^j and only produces nonzero expansion coefficients for the vector part of the quaternion output. A quaternion rotation $\mathbf{w}^{i,j} \mathbf{f}^j (\mathbf{w}^{i,j})^{-1}$ acts on the vector part $(\hat{i}, \hat{j}, \hat{k})$ of \mathbf{f}^j , and can be algebraically manipulated into a vector-matrix operation $\mathbf{R}^{i,j} \mathbf{f}^j$, where $\mathbf{R}^{i,j} : \mathbb{H} \rightarrow \mathbb{H}$ is built up from the elements of $\mathbf{w}^{i,j}$ (Kuipers, 1999). In other words, one can transform the vector part $(\hat{i}, \hat{j}, \hat{k})$ of $\mathbf{f}^j \in \mathbb{H}$ via a rotation matrix $\mathbf{R}^{i,j}$ that is built from the scalar and vector part $(1, \hat{i}, \hat{j}, \hat{k})$ of $\mathbf{w}^{i,j} \in \mathbb{H}$. Altogether, a rotational multivector filter $\{\mathbf{w}_{\text{rot}}^i\}_{i=1}^{c_{\text{out}}} : \mathbb{Z}^2 \rightarrow (G^2)^{c_{\text{in}}}$ acts on the feature map \mathbf{f}^j through a rotational

¹⁵Note that the expansion coefficients for the feature map \mathbf{f}^j and filters $\mathbf{w}^{i,j}$ in terms of the basis elements of G^2 and in terms of quaternion elements \hat{i}, \hat{j} and \hat{k} are the same.

transformation $\mathbf{R}^{i,j}(w_{\text{rot},0}^{i,j}, w_{\text{rot},1}^{i,j}, w_{\text{rot},2}^{i,j}, w_{\text{rot},12}^{i,j})$ acting on vector and bivector parts of the multivector feature map $\mathbf{f} : \mathbb{Z}^2 \rightarrow (G^2)^{c_{\text{in}}}$, and an additional scalar response of the multivector filters:

$$[\mathbf{f} \star \mathbf{w}_{\text{rot}}^i](x) = \sum_{y \in \mathbb{Z}^2} \sum_{j=1}^{c_{\text{in}}} \mathbf{f}^j(y) \mathbf{w}_{\text{rot}}^{i,j}(y-x) = \sum_{y \in \mathbb{Z}^2} \sum_{j=1}^{c_{\text{in}}} \underbrace{[\mathbf{f}^j(y) \mathbf{w}_{\text{rot}}^{i,j}(y-x)]_0}_{\text{scalar output}} + \mathbf{R}^{i,j}(y-x) \cdot \begin{pmatrix} f_1^j(y) \\ f_2^j(y) \\ f_{12}^j(y) \end{pmatrix}, \quad (53)$$

where $[\mathbf{f}^j(y) \mathbf{w}_{\text{rot}}^{i,j}(y-x)]_0 = f_0^j w_{\text{rot},0}^{i,j} - f_1^j w_{\text{rot},1}^{i,j} - f_2^j w_{\text{rot},2}^{i,j} - f_{12}^j w_{\text{rot},12}^{i,j}$, which is the scalar output of Equation 30. The rotational matrix $\mathbf{R}^{i,j}(y-x)$ in written out form reads:

$$\mathbf{R}^{i,j} = \begin{pmatrix} 1 - 2((\hat{w}_{\text{rot},2}^{i,j})^2 + (\hat{w}_{\text{rot},12}^{i,j})^2) & 2(\hat{w}_{\text{rot},1}^{i,j} \hat{w}_{\text{rot},2}^{i,j} - \hat{w}_{\text{rot},0}^{i,j} \hat{w}_{\text{rot},12}^{i,j}) & 2(\hat{w}_{\text{rot},1}^{i,j} \hat{w}_{\text{rot},12}^{i,j} + \hat{w}_{\text{rot},0}^{i,j} \hat{w}_{\text{rot},2}^{i,j}) \\ 2(\hat{w}_{\text{rot},1}^{i,j} \hat{w}_{\text{rot},2}^{i,j} + \hat{w}_{\text{rot},0}^{i,j} \hat{w}_{\text{rot},12}^{i,j}) & 1 - 2((\hat{w}_{\text{rot},1}^{i,j})^2 + (\hat{w}_{\text{rot},12}^{i,j})^2) & 2(\hat{w}_{\text{rot},2}^{i,j} \hat{w}_{\text{rot},12}^{i,j} - \hat{w}_{\text{rot},0}^{i,j} \hat{w}_{\text{rot},1}^{i,j}) \\ 2(\hat{w}_{\text{rot},1}^{i,j} \hat{w}_{\text{rot},12}^{i,j} - \hat{w}_{\text{rot},0}^{i,j} \hat{w}_{\text{rot},2}^{i,j}) & 2(\hat{w}_{\text{rot},2}^{i,j} \hat{w}_{\text{rot},12}^{i,j} + \hat{w}_{\text{rot},0}^{i,j} \hat{w}_{\text{rot},1}^{i,j}) & 1 - 2((\hat{w}_{\text{rot},1}^{i,j})^2 + (\hat{w}_{\text{rot},2}^{i,j})^2) \end{pmatrix}, \quad (54)$$

where $\hat{\mathbf{w}}_{\text{rot}}^{i,j}(y-x) = \hat{w}_{\text{rot},0}^{i,j}(y-x) + \hat{w}_{\text{rot},1}^{i,j}(y-x)e_1 + \hat{w}_{\text{rot},2}^{i,j}(y-x)e_2 + \hat{w}_{\text{rot},12}^{i,j}(y-x)e_{12}$ is the normalized filter with $\|\hat{\mathbf{w}}_{\text{rot}}^{i,j}\| = 1$. The dependency $(y-x)$ is omitted inside the rotation matrix $\mathbf{R}^{i,j}$ for clarity.

Implementation of $Cl_{3,0}(\mathbb{R})$ layers. Analogously to the 2-dimensional case, we can implement a 3D Clifford CNN layer using Equation 47, where $\{b_0, b_1, b_2, b_{12}, b_{13}, b_{23}, b_{123}\}$ correspond to 8 different kernels representing one 3D multivector kernel, i.e. 8 different convolution layers, and $\{a_0, a_1, a_2, a_{12}, a_{13}, a_{23}, a_{123}\}$ correspond to the scalar, vector, bivector, and trivector parts of the input multivector field.

B.2. Clifford normalization

Different normalization schemes have been proposed to stabilize and accelerate training deep neural networks (Ioffe et al., 2015; Ba et al., 2016; Y. Wu et al., 2018; Ulyanov et al., 2017). Their standard formulation applies only to real values. Simply translating and scaling multivectors such that their mean is $\mathbf{0}$ and their variance is $\mathbf{1}$ is insufficient because it does not ensure equal variance across all components.

Batch normalization Trabelsi et al. (2017) extended the batch normalization formulation to apply to complex values. We build on the same principles to first propose an appropriate batch normalization scheme for multivectors, similar to the work of Gaudet et al. (2018) for quaternions. For 2D multivectors of the form $\mathbf{a} = a_0 + a_1 e_1 + a_2 e_2 + a_{12} e_1 e_2$, we can formulate the problem of batch normalization as that of whitening 4D vectors:

$$\tilde{\mathbf{a}} = (\mathbf{V})^{-\frac{1}{2}}(\mathbf{a} - \mathbb{E}[\mathbf{a}]) \quad (55)$$

where the covariance matrix \mathbf{V} is

$$\mathbf{V} = \begin{pmatrix} V_{a_0 a_0} & V_{a_0 a_1} & V_{a_0 a_2} & V_{a_0 a_{12}} \\ V_{a_1 a_0} & V_{a_1 a_1} & V_{a_1 a_2} & V_{a_1 a_{12}} \\ V_{a_2 a_0} & V_{a_2 a_1} & V_{a_2 a_2} & V_{a_2 a_{12}} \\ V_{a_{12} a_0} & V_{a_{12} a_1} & V_{a_{12} a_2} & V_{a_{12} a_{12}} \end{pmatrix}. \quad (56)$$

The shift parameter β is a multivector parameter with 4 learnable components and the scaling parameter γ is 4×4 positive semi-definite matrix. The multivector batch normalization is defined as:

$$BN(\mathbf{a}) = \gamma \mathbf{a} + \beta \quad (57)$$

When the batch sizes are small, it can be more appropriate to use Group Normalization or Layer Normalization. These can be derived with appropriate application of Eq. 55 along appropriate tensor dimensions.

B.3. Clifford initialization

Parcollet, Ravanelli, et al. (2018) and Gaudet et al. (2018) introduced initialization schemes for quaternions which expands upon deep network initialization schemes proposed by Glorot et al. (2010) and He et al. (2015). Similar to Clifford normalization, quaternion initialization schemes can be adapted to Clifford

layers in a straight forward way. Effectively, tighter bounds are required for the uniform distribution form which Clifford weights are sampled. However, despite intensive studies we did not observe any performance gains over default PyTorch initialization schemes¹⁶ for 2-dimensional experiments. Similar findings are reported in Hoffmann et al. (2020). However, 3-dimensional implementations necessitate much smaller initialization values (factor 1/8).

B.4. Equivariance under rotations and reflections.

Clifford convolutions satisfy the property of equivariance under translation of the multivector inputs, as shown in this Appendix B. However, the current definition of Clifford convolutions is not equivariant under multivector rotations or reflections. Here, we derive a general kernel constraint which allows us to build generalized Clifford convolutions which are equivariant w.r.t rotations or reflections of the multivectors. That is, we like to prove equivariance of a Clifford layer under rotations and reflections (i.e. orthogonal transformations) if the multivector kernel multivector filters $\{\mathbf{w}^i\}_{i=1}^{c_{\text{out}}} : \mathbb{Z}^2 \rightarrow (G)^{c_{\text{in}}}$ satisfies the constraint:

$$\mathbf{w}^{i,j}(Tx) = \mathbf{T}\mathbf{w}^{i,j}(x) ,$$

for $0 \leq j < c_{\text{in}}$. We first define an orthogonal transformation on a multivector by,

$$\mathbf{T}\mathbf{f} = \pm \mathbf{u}\mathbf{f}\mathbf{u}^\dagger, \quad \mathbf{u}^\dagger \mathbf{u} = 1 \quad (58)$$

where \mathbf{u} and \mathbf{f} are multivectors which are multiplied using the geometric product. The minus sign is picked by reflections but not by rotations, i.e. it depends on the parity of the transformation. This construction is called a “versor” product. The construction can be found in e.g. Suter (2003) for vectors and its extension to arbitrary multivectors. The above construction makes it immediately clear that $\mathbf{T}(\mathbf{f}\mathbf{g}) = (\mathbf{T}\mathbf{f})(\mathbf{T}\mathbf{g})$. When we write Tx , we mean an orthogonal transformation of an Euclidean vector (which can in principle also be defined using versors). To show equivariance, we wish to prove for multivectors $\mathbf{f} : \mathbb{Z}^2 \rightarrow (G)^{c_{\text{in}}}$ and a set of c_{out} multivector filters $\{\mathbf{w}^i\}_{i=1}^{c_{\text{out}}} : \mathbb{Z}^2 \rightarrow (G)^{c_{\text{in}}}$ that:

$$\mathbf{f}'(Tx) = \mathbf{T}\mathbf{f}(x) , \quad (59)$$

and

$$\mathbf{w}^i(Tx) = \mathbf{T}\mathbf{w}^i(x) , \quad (60)$$

Equations 59, 60 yield:

$$\Rightarrow [\mathbf{f} \star \mathbf{w}^i]'(Tx) = \mathbf{T} [\mathbf{f} \star \mathbf{w}^i](x) . \quad (61)$$

That is: if the input multivector field transforms as a multivector, and the kernel satisfies the stated equivariance constraint, then the output multivector field also transforms properly as a multivector. Note that \mathbf{T} might act differently on the various components (scalars, vectors, pseudoscalars, pseudovectors) under rotations and/or reflections.

¹⁶The default PyTorch initialization of linear and convolution layers is He Uniform initialization (He et al., 2015) for 2-dimensional problems. The gain is calculated using LeakyRelu activation functions with negative part of 5, which effectively results in Glorot Uniform initialization.

Now,

$$\begin{aligned}
 & [\mathbf{f} \star \mathbf{w}^i]'(Tx) \\
 &= \sum_{y \in \mathbb{Z}^2} \sum_{j=1}^{c_{\text{in}}} \mathbf{f}'^j(y) \mathbf{w}^{i,j}(y - Tx) \\
 &= \sum_{y \in \mathbb{Z}^2} \sum_{j=1}^{c_{\text{in}}} \mathbf{f}'^j(y) \mathbf{w}^{i,j}(T(T^{-1}y - x)) \\
 &= \sum_{Ty' \in \mathbb{Z}^2} \sum_{j=1}^{c_{\text{in}}} \mathbf{f}'^j(Ty') \mathbf{w}^{i,j}(T(y' - x)), \quad y' = T^{-1}y \\
 &= \sum_{y' \in \mathbb{Z}^2} \sum_{j=1}^{c_{\text{in}}} \mathbf{f}'^j(Ty') \mathbf{w}^{i,j}(T(y' - x)) \\
 &= \sum_{y' \in \mathbb{Z}^2} \sum_{j=1}^{c_{\text{in}}} \mathbf{T} \mathbf{f}^j(y') \mathbf{T} \mathbf{w}^{i,j}(y' - x) \\
 &= \sum_{y' \in \mathbb{Z}^2} \sum_{j=1}^{c_{\text{in}}} \mathbf{T}(\mathbf{f}^j(y') \mathbf{w}^{i,j}(y' - x)) \\
 &= \mathbf{T} \sum_{y' \in \mathbb{Z}^2} \sum_{j=1}^{c_{\text{in}}} (\mathbf{f}^j(y') \mathbf{w}^{i,j}(y' - x)) \\
 &= \mathbf{T} [\mathbf{f} \star \mathbf{w}_i](x)
 \end{aligned} \tag{62}$$

where in the fourth line we transform variables $y \rightarrow y'$, in the fifth line we use the invariance of the summation “measure” under T , in the sixth line we use the transformation property of \mathbf{f} and equivariance for \mathbf{w}^i , in the seventh line we use the property of multivectors, and in the eighth line we use linearity of \mathbf{T} .

B.5. Clifford Fourier layers

We derive the implementation of Clifford Fourier layers for multivectors in G^2 and G^3 , i.e. multivectors of Clifford algebras generated by the 2-dimensional vector space \mathbb{R}^2 and the 3-dimensional vector space \mathbb{R}^3 .

Classical Fourier transform. In arbitrary dimension n , the Fourier transform $\hat{f}(\xi) = \mathcal{F}\{f\}(\xi)$ for a continuous n -dimensional complex-valued signal $f(x) = f(x_1, \dots, x_n) : \mathbb{R}^n \rightarrow \mathbb{C}$ is defined as:

$$\hat{f}(\xi) = \mathcal{F}\{f\}(\xi) = \frac{1}{(2\pi)^{n/2}} \int_{\mathbb{R}^n} f(x) e^{-2\pi i \langle x, \xi \rangle} dx, \quad \forall \xi \in \mathbb{R}^n, \tag{63}$$

provided that the integral exists, where x and ξ are n -dimensional vectors and $\langle x, \xi \rangle$ is the contraction of x and ξ . Usually, $\langle x, \xi \rangle$ is the inner product, and ξ is an element of the dual vector space \mathbb{R}^{n*} . The inversion theorem states the back-transform from the frequency domain into the spatial domain:

$$f(x) = \mathcal{F}^{-1}\{\mathcal{F}\{f\}\}(x) = \frac{1}{(2\pi)^{n/2}} \int_{\mathbb{R}^n} \hat{f}(\xi) e^{2\pi i \langle x, \xi \rangle} d\xi, \quad \forall x \in \mathbb{R}^n. \tag{64}$$

We can rewrite the Fourier transform of Equation 63 in coordinates:

$$\hat{f}(\xi_1, \dots, \xi_n) = \mathcal{F}\{f\}(\xi_1, \dots, \xi_n) = \frac{1}{(2\pi)^{n/2}} \int_{\mathbb{R}^n} f(x_1, \dots, x_n) e^{-2\pi i (x_1 \xi_1 + \dots + x_n \xi_n)} dx_1 \dots dx_n. \tag{65}$$

Discrete/Fast Fourier transform. The discrete counterpart of Equation 63 transforms an n -dimensional complex signal $f(x) = f(x_1, \dots, x_n) : \mathbb{R}^n \rightarrow \mathbb{C}$ at $M_1 \times \dots \times M_n$ grid points into its complex Fourier modes via:

$$\hat{f}(\xi_1, \dots, \xi_n) = \mathcal{F}\{f\}(\xi_1, \dots, \xi_n) = \sum_{m_1=0}^{M_1} \dots \sum_{m_n=0}^{M_n} f(m_1, \dots, m_n) \cdot e^{-2\pi i \cdot \left(\frac{m_1 \xi_1}{M_1} + \dots + \frac{m_n \xi_n}{M_n} \right)}, \tag{66}$$

where $(\xi_1, \dots, \xi_n) \in \mathbb{Z}_{M_1} \dots \times \dots \mathbb{Z}_{M_n}$. Fast Fourier transforms (FFTs) (Cooley et al., 1965; Van Loan, 1992) immensely accelerate the computation of the transformations of Equation 66 by factorizing the discrete Fourier transform matrix into a product of sparse (mostly zero) factors.

2D Clifford Fourier transform. Analogous to Equation 63, the Clifford Fourier transform (J. Ebling et al., 2005; Hitzer, 2012) and the respective inverse transform for multivector valued functions $\mathbf{f}(x) : \mathbb{R}^2 \rightarrow G^2$ and vectors $x, \xi \in \mathbb{R}^2$ are defined as:

$$\hat{\mathbf{f}}(\xi) = \mathcal{F}\{\mathbf{f}\}(\xi) = \frac{1}{2\pi} \int_{\mathbb{R}_2} \mathbf{f}(x) e^{-2\pi i_2 \langle x, \xi \rangle} dx, \quad \forall \xi \in \mathbb{R}^2, \quad (67)$$

$$\mathbf{f}(x) = \mathcal{F}^{-1}\{\mathcal{F}\{\mathbf{f}\}\}(x) = \frac{1}{2\pi} \int_{\mathbb{R}_2} \hat{\mathbf{f}}(\xi) e^{2\pi i_2 \langle x, \xi \rangle} d\xi, \quad \forall x \in \mathbb{R}^2, \quad (68)$$

provided that the integrals exist. The differences to Equations 63 and 64 are that $\mathbf{f}(x)$ and $\hat{\mathbf{f}}(\xi)$ represent multivector fields in the spatial and the frequency domain, respectively, and that the pseudoscalar $i_2 = e_1 e_2$ is used in the exponent. Inserting the definition of multivector fields, we can rewrite Equation 67 as:

$$\begin{aligned} \mathcal{F}\{\mathbf{f}\}(\xi) &= \frac{1}{2\pi} \int_{\mathbb{R}_2} \mathbf{f}(x) e^{-2\pi i_2 \langle x, \xi \rangle} dx, \\ &= \frac{1}{2\pi} \int_{\mathbb{R}_2} \left[1 \underbrace{\left(f_0(x) + f_{12}(x) i_2 \right)}_{\text{spinor part}} + \mathbf{e}_1 \underbrace{\left(f_1(x) + f_2(x) i_2 \right)}_{\text{vector part}} \right] e^{-2\pi i_2 \langle x, \xi \rangle} dx \\ &= \frac{1}{2\pi} \int_{\mathbb{R}_2} 1 \left(f_0(x) + f_{12}(x) i_2 \right) e^{-2\pi i_2 \langle x, \xi \rangle} dx \\ &\quad + \frac{1}{2\pi} \int_{\mathbb{R}_2} \mathbf{e}_1 \left(f_1(x) + f_2(x) i_2 \right) e^{-2\pi i_2 \langle x, \xi \rangle} dx \\ &= 1 \left[\mathcal{F}\left(f_0(x) + f_{12}(x) i_2 \right)(\xi) \right] + \mathbf{e}_1 \left[\mathcal{F}\left(f_1(x) + f_2(x) i_2 \right)(\xi) \right]. \end{aligned} \quad (69)$$

We obtain a Clifford Fourier transform by applying two standard Fourier transforms for the dual pairs $\mathbf{f}_0 = f_0(x) + f_{12}(x) i_2$ and $\mathbf{f}_1 = f_1(x) + f_2(x) i_2$, which both can be treated as a complex-valued signal $\mathbf{f}_0, \mathbf{f}_1 : \mathbb{R}^2 \rightarrow \mathbb{C}$. Consequently, $\mathbf{f}(x)$ can be understood as an element of \mathbb{C}^2 . The 2D Clifford Fourier transform is the linear combination of two classical Fourier transforms. The discretized versions of the spinor/vector part ($\hat{f}_{s/v}$) reads analogously to Equation 66:

$$\hat{f}_{s/v}(\xi_1, \xi_2) = \mathcal{F}\{f_{s/v}\}(\xi_1, \xi_2) = \sum_{m_1=0}^{M_1} \sum_{m_2=0}^{M_2} f_{s/v}(m_1, m_2) \cdot e^{-2\pi i_2 \left(\frac{m_1 \xi_1}{M_1} + \frac{m_2 \xi_2}{M_2} \right)}, \quad (70)$$

where again $(\xi_1, \xi_2) \in \mathbb{Z}_{M_1} \times \mathbb{Z}_{M_2}$. Similar to Fourier Neural Operators (FNOs) where weight tensors are applied pointwise in the Fourier space, we apply multivector weight tensors $\mathbf{W} \in (G^2)^{c_{in} \times c_{out} \times (\xi_1^{\max} \times \xi_2^{\max})}$ point-wise. Fourier modes above cut-off frequencies $(\xi_1^{\max}, \xi_2^{\max})$ are set to zero. In doing so, we modify the Clifford Fourier modes

$$\hat{\mathbf{f}}(\xi) = \mathcal{F}\{\mathbf{f}\}(\xi) = \hat{f}_0(\xi) + \hat{f}_1(\xi) e_1 + \hat{f}_2(\xi) e_2 + \hat{f}_{12}(\xi) e_{12} \quad (71)$$

via the geometric product. The Clifford Fourier modes follow naturally when combining spinor and vector parts of Equation 69. Analogously to FNOs, higher order modes are cut off. Finally, the residual connections used in FNO layers is replaced by a multivector weight matrix realized as Clifford convolution, ideally a $Cl_{2,0}(\mathbb{R})$ convolution layer. A schematic sketch of a Clifford Fourier layer is shown in Figure 5b in the main paper.

2D Clifford convolution theorem. In contrast to J. Ebling et al. (2005), we proof the 2D Clifford convolution theorem for multivector valued filters applied from the right, such that filter operations are consistent with Clifford convolution layers. We first need to show that the Clifford kernel commutes with

the spinor and anti-commutes with the vector part of multivectors. We can write the product $\mathbf{a}e^{i_2s}$ for every scalar $s \in \mathbb{R}$ and multivector $\mathbf{a} \in G^2$ as

$$\mathbf{a}e^{i_2s} = \mathbf{a}(\cos(s) + i_2 \sin(s)) . \quad (72)$$

For the basis of the spinor part, we obtain $1i_2 = i_21$, and for the basis of the vector part $e_1i_2 = e_1e_1e_2 = -e_1e_2e_1 = -i_2e_1$. Thus, the Fourier kernel $e^{-2\pi i_2\langle x, \xi \rangle}$ commutes with the spinor part, and anti-commutes with the vector part of \mathbf{a} . We therefore have to proof the convolution theorem for the commuting spinor and the anti-commuting vector part of \mathbf{a} .

Theorem 2: 2D Clifford convolution theorem.

Let the field $\mathbf{f} : \mathbb{R}^2 \rightarrow G^2$ be multivector valued, the filter $\mathbf{k}_s : \mathbb{R}^2 \rightarrow G^2$ be spinor valued, and the filter $\mathbf{k}_v : \mathbb{R}^2 \rightarrow G^2$ be vector valued, and let $\mathcal{F}\{\mathbf{f}\}, \mathcal{F}\{\mathbf{k}_s\}, \mathcal{F}\{\mathbf{k}_v\}$ exist, then

$$\begin{aligned} \mathcal{F}\{\mathbf{f} \star \mathbf{k}_s\}(\xi) &= \mathcal{F}\{\mathbf{f}\}(\xi) \cdot \mathcal{F}^\dagger\{\mathbf{k}_s\}(\xi) , \\ \mathcal{F}\{\mathbf{f} \star \mathbf{k}_v\}(\xi) &= \mathcal{F}\{\mathbf{f}\}(\xi) \cdot \mathcal{F}\{\mathbf{k}_v\}(\xi) , \end{aligned}$$

where $\mathcal{F}^\dagger\{\mathbf{k}_s\}(\xi) = \mathcal{F}\{\mathbf{k}_s\}(-\xi)$ and $\mathcal{F}^\dagger\{\mathbf{k}_v\}(\xi) = \mathcal{F}\{\mathbf{k}_v\}(-\xi)$.

Proof.

$$\begin{aligned} \mathcal{F}\{\mathbf{f} \star \mathbf{k}_s\}(\xi) &= \frac{1}{(2\pi)^2} \int_{\mathbb{R}^2} \left[\int_{\mathbb{R}^2} \mathbf{f}(y) \mathbf{k}_s(y-x) dy \right] e^{-2\pi i_2 \langle x, \xi \rangle} dx \\ &= \frac{1}{(2\pi)^2} \int_{\mathbb{R}^2} \mathbf{f}(y) \left[\int_{\mathbb{R}^2} \mathbf{k}_s(y-x) e^{-2\pi i_2 \langle x, \xi \rangle} dx \right] dy \\ &= \frac{1}{(2\pi)^2} \int_{\mathbb{R}^2} \mathbf{f}(y) \left[\underbrace{\int_{\mathbb{R}^2} \mathbf{k}_s(x) e^{-2\pi i_2 \langle y-x, \xi \rangle} dx}_{\mathcal{F}^\dagger\{\mathbf{k}_s\}(\xi) e^{-2\pi i_2 \langle y, \xi \rangle} = e^{-2\pi i_2 \langle y, \xi \rangle} \mathcal{F}^\dagger\{\mathbf{k}_s\}(\xi)} \right] dy \\ &= \frac{1}{2\pi} \left[\int_{\mathbb{R}^2} \mathbf{f}(y) e^{-2\pi i_2 \langle y, \xi \rangle} dy \right] \mathcal{F}^\dagger\{\mathbf{k}_s\}(\xi) \\ &= \mathcal{F}\{\mathbf{f}\}(\xi) \cdot \mathcal{F}^\dagger\{\mathbf{k}_s\}(\xi) . \end{aligned} \quad (73)$$

$$\begin{aligned} \mathcal{F}\{\mathbf{f} \star \mathbf{k}_v\}(\xi) &= \frac{1}{(2\pi)^2} \int_{\mathbb{R}^2} \left[\int_{\mathbb{R}^2} \mathbf{f}(y) \mathbf{k}_v(y-x) dy \right] e^{-2\pi i_2 \langle x, \xi \rangle} dx \\ &= \frac{1}{(2\pi)^2} \int_{\mathbb{R}^2} \mathbf{f}(y) \left[\int_{\mathbb{R}^2} \mathbf{k}_v(y-x) e^{-2\pi i_2 \langle x, \xi \rangle} dx \right] dy \\ &= \frac{1}{(2\pi)^2} \int_{\mathbb{R}^2} \mathbf{f}(y) \left[\underbrace{\int_{\mathbb{R}^2} \mathbf{k}_v(x) e^{-2\pi i_2 \langle y-x, \xi \rangle} dx}_{\mathcal{F}^\dagger\{\mathbf{k}_v\}(\xi) e^{2\pi i_2 \langle y, \xi \rangle} = e^{-2\pi i_2 \langle y, \xi \rangle} \mathcal{F}\{\mathbf{k}_v\}(\xi) , \text{ where } -\xi \rightarrow \xi} \right] dy \\ &= \frac{1}{2\pi} \left[\int_{\mathbb{R}^2} \mathbf{f}(y) e^{-2\pi i_2 \langle y, \xi \rangle} dy \right] \mathcal{F}\{\mathbf{k}_v\}(\xi) \\ &= \mathcal{F}\{\mathbf{f}\}(\xi) \cdot \mathcal{F}\{\mathbf{k}_v\}(\xi) . \end{aligned} \quad (74)$$

□

3D Clifford Fourier transform. Analogous to Equation 63, the Clifford Fourier transform (J. Ebling et al., 2005) and the respective inverse transform for multivector valued functions $\mathbf{f} : \mathbb{R}^3 \rightarrow G^3$ and vectors

$x, \xi \in \mathbb{R}^3$ are defined as:

$$\hat{f}(\xi) = \mathcal{F}\{f\}(\xi) = \frac{1}{(2\pi)^{3/2}} \int_{\mathbb{R}^3} f(x) e^{-2\pi i_3 \langle x, \xi \rangle} dx, \quad \forall \xi \in \mathbb{R}^3, \quad (75)$$

$$f(x) = \mathcal{F}^{-1}\{\mathcal{F}\{f\}\}(x) = \frac{1}{(2\pi)^{3/2}} \int_{\mathbb{R}^3} \hat{f}(\xi) e^{2\pi i_3 \langle x, \xi \rangle} d\xi, \quad \forall x \in \mathbb{R}^3, \quad (76)$$

provided that the integrals exist. A multivector valued function $f : \mathbb{R}^3 \rightarrow G^3$,

$$f = f_0 + f_1 e_1 + f_2 e_2 + f_3 e_3 + f_{12} e_{12} + f_{13} e_{13} + f_{23} e_{23} + f_{123} e_{123} \quad (77)$$

can be expressed via the pseudoscalar $i_3 = e_1 e_2 e_3$ as:

$$\begin{aligned} f &= (f_0 + f_{123} i_3) 1 \\ &\quad + (f_1 + f_{23} i_3) e_1 \\ &\quad + (f_2 + f_{31} i_3) e_2 \\ &\quad + (f_3 + f_{12} i_3) e_3, \end{aligned} \quad (78)$$

We obtain a 3-dimensional Clifford Fourier transform by applying four standard Fourier transforms for the four dual pairs $f_0 = f_0(x) + f_{123}(x)i_3$, $f_1 = f_1(x) + f_{23}(x)i_3$, $f_2 = f_2(x) + f_{31}(x)i_3$, and $f_3 = f_3(x) + f_{12}(x)i_3$, which all can be treated as a complex-valued signal $f_0, f_1, f_2, f_3 : \mathbb{R}^3 \rightarrow \mathbb{C}$. Consequently, $f(x)$ can be understood as an element of \mathbb{C}^4 . The 3D Clifford Fourier transform is the linear combination of four classical Fourier transforms:

$$\begin{aligned} \mathcal{F}\{f\}(\xi) &= \frac{1}{(2\pi)^{3/2}} \int_{\mathbb{R}^3} f(x) e^{-2\pi i_3 \langle x, \xi \rangle} dx, \\ &= \frac{1}{(2\pi)^{3/2}} \int_{\mathbb{R}^3} \left[1 \left(f_0(x) + f_{123}(x) i_3 \right) + e_1 \left(f_1(x) + f_{23}(x) i_3 \right) \right. \\ &\quad \left. + e_2 \left(f_2(x) + f_{31}(x) i_3 \right) + e_3 \left(f_3(x) + f_{12}(x) i_3 \right) \right] e^{-2\pi i_3 \langle x, \xi \rangle} dx \\ &= \frac{1}{(2\pi)^{3/2}} \int_{\mathbb{R}^3} 1 \left(f_0(x) + f_{123}(x) i_3 \right) e^{-2\pi i_3 \langle x, \xi \rangle} dx \\ &\quad + \frac{1}{(2\pi)^{3/2}} \int_{\mathbb{R}^3} e_1 \left(f_1(x) + f_{23}(x) i_3 \right) e^{-2\pi i_3 \langle x, \xi \rangle} dx \\ &\quad + \frac{1}{(2\pi)^{3/2}} \int_{\mathbb{R}^3} e_2 \left(f_2(x) + f_{31}(x) i_3 \right) e^{-2\pi i_3 \langle x, \xi \rangle} dx \\ &\quad + \frac{1}{(2\pi)^{3/2}} \int_{\mathbb{R}^3} e_3 \left(f_3(x) + f_{12}(x) i_3 \right) e^{-2\pi i_3 \langle x, \xi \rangle} dx \\ &= 1 \left[\mathcal{F} \left(f_0(x) + f_{123}(x) i_3 \right) (\xi) \right] + e_1 \left[\mathcal{F} \left(f_1(x) + f_{23}(x) i_3 \right) (\xi) \right] \\ &\quad + e_2 \left[\mathcal{F} \left(f_2(x) + f_{31}(x) i_3 \right) (\xi) \right] + e_3 \left[\mathcal{F} \left(f_3(x) + f_{12}(x) i_3 \right) (\xi) \right]. \end{aligned} \quad (79)$$

Analogous to the 2-dimensional Clifford Fourier transform, we apply multivector weight tensors $\mathbf{W} \in (G^3)^{c_{in} \times c_{out} \times (\xi_1^{\max} \times \xi_2^{\max} \times \xi_3^{\max})}$ point-wise. Fourier modes above cut-off frequencies $(\xi_1^{\max}, \xi_2^{\max}, \xi_3^{\max})$ are set to zero. In doing so, we modify the Clifford Fourier modes

$$\begin{aligned} \hat{f}(\xi) &= \mathcal{F}\{f\}(\xi) \\ &= \hat{f}_0(\xi) + \hat{f}_1(\xi) e_1 + \hat{f}_2(\xi) e_2 + \hat{f}_3(\xi) e_3 + \hat{f}_{12}(\xi) e_{12} + \hat{f}_{31}(\xi) e_{31} + \hat{f}_{23}(\xi) e_{23} + \hat{f}_{123}(\xi) e_{123} \end{aligned} \quad (80)$$

via the geometric product. The Clifford Fourier modes follow naturally when combining the four parts of Equation 79. Finally, the residual connections used in FNO layers is replaced by a multivector weight matrix realized as Clifford convolution, ideally a $Cl_{3,0}(\mathbb{R})$ convolution layer.

3D Clifford convolution theorem (adapted from J. Ebling et al. (2005)). First, again let's check if the Clifford kernel commutes with the different parts of multivectors. We can write the product $\mathbf{a}e^{i_3 s}$ for every scalar $s \in \mathbb{R}$ and multivector $\mathbf{a} \in G^3$ as

$$\mathbf{a}e^{i_3 s} = \mathbf{a}(\cos(s) + i_3 \sin(s)) . \quad (81)$$

In contrast to the 2-dimensional Clifford Fourier transform, now all four parts of the multivector of Equation 78 commute with i_3 :

$$\begin{aligned} 1i_3 &= i_3 1 \\ e_1 i_3 &= e_1 e_1 e_2 e_3 = -e_1 e_2 e_1 e_3 = e_1 e_2 e_3 e_1 = i_3 e_1 \\ e_2 i_3 &= e_2 e_1 e_2 e_3 = -e_1 e_2 e_2 e_3 = e_1 e_2 e_3 e_2 = i_3 e_2 \\ e_3 i_3 &= e_3 e_1 e_2 e_3 = -e_1 e_3 e_2 e_3 = e_1 e_2 e_3 e_3 = i_3 e_3 . \end{aligned} \quad (82)$$

Theorem 3: 3D Clifford convolution theorem.

Let the field $\mathbf{f} : \mathbb{R}^3 \rightarrow G^3$ be multivector valued, the filter $\mathbf{k}_a : \mathbb{R}^3 \rightarrow G^3$ be multivector valued, and let $\mathcal{F}\{\mathbf{f}\}, \mathcal{F}\{\mathbf{k}_a\}$ exist, then

$$\mathcal{F}\{\mathbf{f} \star \mathbf{k}_a\}(\xi) = \mathcal{F}\{\mathbf{f}\}(\xi) \cdot \mathcal{F}^\dagger\{\mathbf{k}_a\}(\xi) ,$$

where $\mathcal{F}^\dagger\{\mathbf{k}_a\}(\xi) = \mathcal{F}\{\mathbf{k}_a\}(-\xi)$.

Proof.

$$\begin{aligned} \mathcal{F}\{\mathbf{f} \star \mathbf{k}_a\}(\xi) &= \frac{1}{(2\pi)^3} \int_{\mathbb{R}^3} \left[\int_{\mathbb{R}^3} \mathbf{f}(y) \mathbf{k}_a(y-x) dy \right] e^{-2\pi i_3 \langle x, \xi \rangle} dx \\ &= \frac{1}{(2\pi)^3} \int_{\mathbb{R}^3} \mathbf{f}(y) \left[\int_{\mathbb{R}^3} \mathbf{k}_a(y-x) e^{-2\pi i_3 \langle x, \xi \rangle} dx \right] dy \\ &= \frac{1}{(2\pi)^3} \int_{\mathbb{R}^3} \mathbf{f}(y) \left[\underbrace{\int_{\mathbb{R}^3} \mathbf{k}_a(x) e^{-2\pi i_3 \langle y-x, \xi \rangle} dx}_{\mathcal{F}^\dagger\{\mathbf{k}_a\}(\xi) e^{-2\pi i_3 \langle y, \xi \rangle} = e^{-2\pi i_3 \langle y, \xi \rangle} \mathcal{F}^\dagger\{\mathbf{k}_a\}(\xi)} \right] dy \\ &= \frac{1}{(2\pi)^{3/2}} \left[\int_{\mathbb{R}^3} \mathbf{f}(y) e^{-2\pi i_3 \langle y, \xi \rangle} dy \right] \mathcal{F}^\dagger\{\mathbf{k}_a\}(\xi) \\ &= \mathcal{F}\{\mathbf{f}\}(\xi) \cdot \mathcal{F}^\dagger\{\mathbf{k}_a\}(\xi) . \end{aligned} \quad (83)$$

□

Implementation. We implement a 2D Clifford Fourier layer by applying two standard Fourier transforms on the dual pairs of Equation 14. These dual pairs can be treated as complex valued inputs. Similarly, we implement a 3D Clifford Fourier layer by applying four standard Fourier transforms on the dual pairs of e.g. $Cl_{3,0}$ (Equation 42 - Equation 45). Since Clifford convolution theorems hold both for the vector and the spinor parts and for the four dual pairs for $Cl_{2,0}$ and $Cl_{3,0}$, respectively, we multiply the modes in the Fourier space using the geometric product. Finally, we apply an inverse Fourier transformation and resemble the multivectors in the spatial domain.

Pseudocode. Algorithm 1 sketches the implementation of a Clifford convolution, Algorithm 2 of a rotational Clifford convolution, and Algorithm 3 of a Clifford Fourier layer.

```

1: function CLIFFORDKERNEL2D( $W$ )
2:   kernel  $\leftarrow \begin{bmatrix} W[0] & W[1] & W[2] & -W[3] \\ W[1] & W[0] & -W[3] & W[2] \\ W[2] & W[3] & W[0] & -W[1] \\ W[3] & W[2] & -W[1] & W[0] \end{bmatrix}$ 
3:   return kernel
4: function CLIFFORDCONV( $W, x$ )
5:   kernel  $\leftarrow$  CLIFFORDKERNEL2D( $W$ )
6:   input  $\leftarrow$  VIEW_AS_REALVECTOR( $x$ )
7:   output  $\leftarrow$  CONV(kernel, input)
8:   return VIEW_AS_MULTIVECTOR(output)

```

Algorithm 1: Pseudocode for Clifford convolution

```

1: function CLIFFORDKERNEL2DROT( $W$ )
2:    $sq_{12} \leftarrow W[1]^2 + W[2]^2$ 
3:    $sq_{13} \leftarrow W[1]^2 + W[3]^2$ 
4:    $sq_{23} \leftarrow W[2]^2 + W[3]^2$ 
5:    $sumsq \leftarrow W[0]^2 + W[1]^2 + W[2]^2 + W[3]^2 + \epsilon$ 
6:    $rot_{12} \leftarrow W[0]W[1]/sumsq$ 
7:    $rot_{13} \leftarrow W[0]W[2]/sumsq$ 
8:    $rot_{14} \leftarrow W[0]W[3]/sumsq$ 
9:    $rot_{23} \leftarrow W[1]W[2]/sumsq$ 
10:   $rot_{24} \leftarrow W[1]W[3]/sumsq$ 
11:   $rot_{34} \leftarrow W[2]W[3]/sumsq$ 
12:  kernel  $\leftarrow \begin{bmatrix} W[0] & -W[1] & -W[2] & -W[3] \\ W[5] & W[4](1.0 - sq_{23}) & W[4](rot_{23} - rot_{14}) & W[4](rot_{24} + rot_{13}) \\ W[5] & W[4](rot_{23} + rot_{14}) & W[4](1.0 - sq_{13}) & W[4](rot_{34} - rot_{12}) \\ W[5] & W[4](rot_{24} - rot_{13}) & W[4](rot_{34} + rot_{12}) & W[4](1.0 - sq_{12}) \end{bmatrix}$ 
13:  return kernel
14: function CLIFFORDCONVROT( $W, x$ )
15:   kernel  $\leftarrow$  CLIFFORDKERNEL2DROT( $W$ )
16:   input  $\leftarrow$  VIEW_AS_REALVECTOR( $x$ )
17:   output  $\leftarrow$  CONV(kernel, input)
18:   return VIEW_AS_MULTIVECTOR(output)

```

Algorithm 2: Pseudocode for rotational Clifford convolution

```
1: function CLIFFORDSPECTRALCONV( $W, x, m_1, m_2$ )
2:    $x_f \leftarrow \text{FFT2}(x)$ 
3:    $x_f^* \leftarrow \begin{bmatrix} x_f[:, m_1, : m_2] & x_f[:, m_1, -m_2 :] \\ x_f[-m_1 :, : m_2] & x_f[-m_1 :, -m_2 :] \end{bmatrix}$ 
4:    $y \leftarrow x_f^* @ W$  ▷ Matrix multiply
5:    $x^* \leftarrow \text{IFFT2}(y)$ 
6:   return  $x^*$ 
7: function CLIFFORDFOURIERLAYER( $W_f, W_c, x$ )
8:    $y \leftarrow \text{VIEW\_AS\_COMPLEXVECTOR}(x)$ 
9:    $y_1 \leftarrow \text{CLIFFORDSPECTRALCONV}(W_f, y)$ 
10:   $x_1 \leftarrow \text{VIEW\_AS\_MULTIVECTOR}(y_1)$ 
11:   $x_2 \leftarrow \text{CLIFFORDCONV}(W_c, x)$ 
12:   $\text{out} \leftarrow \text{ACTIVATION}(x_1 + x_2)$ 
13:  return  $\text{out}$ 
14:
```

Algorithm 3: Pseudocode for Clifford Fourier layer

C. Experiments

This appendix supports Section 4 of the main paper.

Loss function and metrics. We report the summed MSE (SMSE) loss defined as:

$$\mathcal{L}_{\text{SMSE}} = \frac{1}{N_y} \sum_{y \in \mathbb{Z}^2(\text{or } \mathbb{Z}^3)} \sum_{j=1}^{N_t} \sum_{i=1}^{N_{\text{fields}}} \|u_i(y, t_j) - \hat{u}_i(y, t_j)\|_2^2, \quad (84)$$

where u is the target, \hat{u} the model output, N_{fields} comprises scalar fields as well as individual vector field components, and N_y is the total number of spatial points. Equation 84 is used for training with $N_t = 1$, and further allows us to define four metrics:

- *One-step* loss where $N_t = 1$ and N_{fields} comprises all scalar and vector components.
- *Vector* loss where $N_t = 1$ and N_{fields} comprises only vector components.
- *Scalar* loss where $N_t = 1$ and N_{fields} comprises only the scalar field.
- *Rollout* loss where $N_t = 5$ and N_{fields} comprises all scalar and vector components.

For Maxwell’s equation, *electric* and *magnetic* loss are defined analogously to the vector and the scalar loss for Navier-Stokes and shallow water experiments.

C.1. Models

We experiment with two architecture families: ResNet models (He et al., 2016) and Fourier Neural Operators (FNOs) (Zongyi Li, Kovachki, et al., 2020). All baseline models are fine-tuned for all individual experiments with respect to number of blocks, number of channels, number of modes (FNO), learning rates, normalization and initialization procedures, and activation functions. The best models are reported, and for reported Clifford results each convolution layer is substituted with a Clifford convolution, each Fourier layer with a Clifford Fourier layer, each normalization with a Clifford normalization and each non-linearity with a Clifford non-linearity. A Clifford non-linearity in this context is a the application of the corresponding default linearity to the different multivector components.

ResNet architectures. For Navier-Stokes and shallow water experiments, we use ResNet architectures with 8 residual blocks, each consisting of two convolution layers with 3×3 kernels, shortcut connections, group normalization (Y. Wu et al., 2018), and GeLU activation functions (Hendrycks et al., 2016). We further use two embedding and two output layers, i.e. the overall architectures could be classified as Res-20 networks. In contrast to standard residual networks for image classification, we don’t use any down-projection techniques, e.g. convolution layers with strides larger than 1 or via pooling layers. In contrast, the spatial resolution stays constant throughout the network. We therefore also use the same number of hidden channels throughout the network, that is 128 channels per layer. Overall this results in roughly 1.6 million parameters. Increasing the number of residual blocks or the number of channels did not increase the performance significantly.

Clifford ResNet architectures. For every ResNet-based experiment, we replaced the fine-tuned ResNet architectures with two Clifford counterparts: each CNN layer is replaced with a (i) Clifford CNN layer, and (ii) with a rotational Clifford CNN layer. To keep the number of weights similar, instead of 128 channels the resulting architectures have 64 multivector channels, resulting again in roughly 1.6 million floating point parameters. Additionally for both architectures, GeLU activation functions are replaced with Clifford GeLU activation functions, group normalization is replaced with Clifford group normalization. Using Clifford initialization techniques did not improve results.

Fourier Neural Operator architectures. For Navier-Stokes and shallow water experiments, we used 2-dimensional Fourier Neural Operators (FNOs) consisting of 8 FNO blocks, two embedding and two output layers. Each FNO block comprised a convolution path with a 1×1 kernel and an FFT path. We used 16 Fourier modes (for x and y components) for point-wise weight multiplication, and overall use 128 hidden channels. We used GeLU activation functions (Hendrycks et al., 2016). Additional shortcut connections or normalization techniques, such as batchnorm or group, norm did not improve performance, neither did larger numbers of hidden channels, nor more FNO blocks. Overall this resulted in roughly 140 million parameters for FNO based architectures.

For 3-dimensional Maxwell experiments, we used 3-dimensional Fourier Neural Operators (FNOs) consisting of 4 FNO blocks, two embedding and two output layers. Each FNO block comprised a 3D convolution path with a 1×1 kernel and an FFT path. We used 6 Fourier modes (for x , y , and z components) for point-wise weight multiplication, and overall used 96 hidden channels. Interestingly, using more layers or more Fourier modes degraded performances. Similar to the 2D experiments, we applied GeLU activation functions, and neither apply shortcut connections nor normalization techniques, such as batchnorm or groupnorms. Overall this resulted in roughly 65 million floating point parameters for FNO based architectures.

Clifford Fourier Neural Operator architectures. For every FNO-based experiment, we replaced the fine-tuned FNO architectures with respective Clifford counterparts: each FNO layer is replaced by its Clifford counterpart. To keep the number of weights similar, instead of 128 channels the resulting architectures have 48 multivector channels, resulting in roughly the same number of parameters. Additionally, GeLU activation functions are replaced with Clifford GeLU activation functions. Using Clifford initialization techniques did not improve results.

For 3-dimensional Maxwell experiments, we replaced each 3D Fourier transform layer with a 3D Clifford Fourier layer and each 3D convolution with a respective Clifford convolution. We also use 6 Fourier modes (for x , y , and z components) for point-wise weight multiplication, and overall used 32 hidden multivector channels, which results in roughly the same number of parameters (55 millions). In contrast to 2-dimensional implementations, Clifford initialization techniques proved important for 3-dimensional architectures. Most notably, too large initial values of the weights of Clifford convolution layers hindered gradient flows through the Clifford Fourier operations.

Training and model selection. We optimized models using the Adam optimizer (Kingma et al., 2014) with learning rates $[10^{-4}, 2 \cdot 10^{-4}, 5 \cdot 10^{-4}]$ for 50 epochs and minimized the summed mean squared error (SMSE) which is outlined in Equation 84. We used cosine annealing as learning rate scheduler (Loshchilov et al., 2016) with a linear warmup. For baseline ResNet models, we optimized number of layers, number of channels, and normalization procedures. We further tested different activation functions. For baseline FNO models, we optimized number of layers, number of channels, and number of Fourier modes. Larger numbers of layers or channels did not improve the performances for both ResNet and FNO models. For the respective Clifford counterparts, we exchanged convolution and Fourier layers by Clifford convolution and Clifford Fourier layers. We further used Clifford normalization schemes. We decreased the number of layers to obtain similar numbers of parameters. We could have optimized Clifford architectures slightly more by e.g. using different numbers of hidden layers than the baseline models did. However, this would (i) slightly be against the argument of having “plug- and play” replace layers, and (ii) would have added quite some computational overhead. Finally, we are quite confident that the used architectures are very close to the optimum for the current tasks.

Computational resources. All FNO and CFNO experiments used 4×16 GB NVIDIA V100 machines for training. All ResNet and Clifford ResNet experiments used 8×32 GB NVIDIA V100 machines. Average training times varied between 3 h and 48 h, depending on task and number of trajectories. Clifford runs on average took twice as long to train for equivalent architectures and epochs.

C.2. Navier-Stokes in 2D

The incompressible Navier-Stokes equations are built upon momentum and mass conservation of fluids. Momentum conservation yields for the velocity flow field v

$$\frac{\partial v}{\partial t} = -v \cdot \nabla v + \mu \nabla^2 v - \nabla p + f, \quad (85)$$

where $v \cdot \nabla v$ is the convection, $\mu \nabla^2 v$ the viscosity, ∇p the internal pressure and f an external force. Convection is the rate of change of a vector field along a vector field (in this case along itself), viscosity is the diffusion of a vector field, i.e. the net movement from higher valued regions to lower concentration regions, μ is the viscosity coefficient. The incompressibility constrained yields mass conservation via

$$\nabla \cdot v = 0. \quad (86)$$

Additional to the velocity field $v(x)$, we introduce a scalar field $s(x)$ representing a scalar quantity that is being transported through the velocity field. For example, v might represent velocity of air inside

a room, and s might represent concentration of smoke. As the vector field changes, the scalar field is transported along it, i.e. the scalar field is *advected* by the vector field. Similar to convection, advection is the transport of a scalar field along a vector field:

$$\frac{ds}{dt} = -v \cdot \nabla s. \quad (87)$$

We implement the 2D Navier-Stokes equation using ΦFlow^{17} (Holl et al., 2020). Solutions are propagated where we solve for the pressure field and subtract its spatial gradients afterwards. Semi-Lagrangian advection (convection) is used for v , and MacCormack advection for s . Additionally, we express the external buoyancy force f in Equation 85 as force acting on the scalar field. Solutions are obtained using Boussinesq approximation (Kleinstreuer, 1997), which ignores density differences except where they appear in terms multiplied by the acceleration due to gravity. The essence of the Boussinesq approximation is that the difference in inertia is negligible but gravity is sufficiently strong to make the specific weight appreciably different between the two fluids.

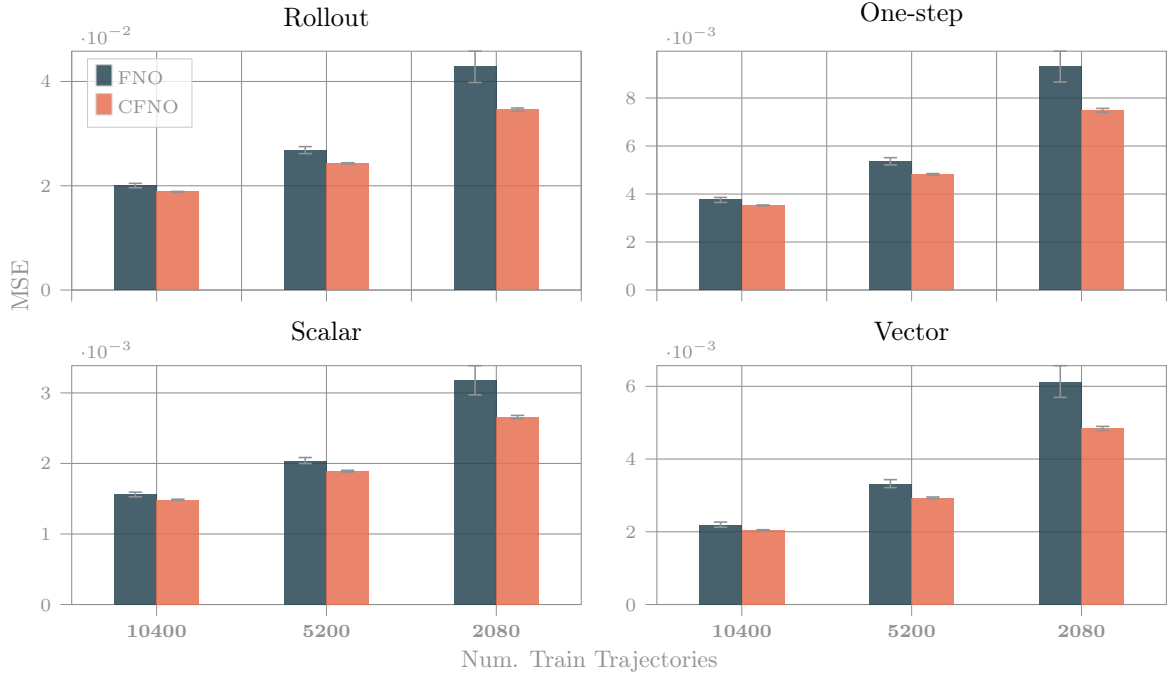


Figure 10: Results on Navier-Stokes equations obtained by Fourier based architectures. Rollout loss, one-step loss, scalar loss and vector loss are reported for FNO and CFNO architectures. Models are trained on three training sets with increasing number of trajectories.

Equation details. We obtain data for the 2D Navier-Stokes equations on a grid with spatial resolution of 128×128 ($\Delta x = 0.25$, $\Delta y = 0.25$), and temporal resolution of $\Delta t = 1.5$ s. The equation is solved on a closed domain with Dirichlet boundary conditions ($\mathbf{f} = 0$) for the velocity, and Neumann boundaries $\frac{\partial s}{\partial x} = 0$ for the scalar smoke field. The viscosity parameter is set to $\nu = 0.01$, and a buoyancy factor of $(0, 0.5)^T$ is used. The scalar field is initialized with random Gaussian noise fluctuations, and the velocity field is initialized to 0. We run the simulation for 84 s and sample every 6 s. Trajectories contain scalar and vector fields at 14 different time points.

Results. Results are summarized in Figures 10, 11, and detailed in Table 1. Figure 12 displays examples of Navier-Stokes rollouts of scalar and vector fields obtained by Clifford Fourier surrogates, and contrasts them with ground truth trajectories.

¹⁷<https://github.com/tum-pbs/PhiFlow>

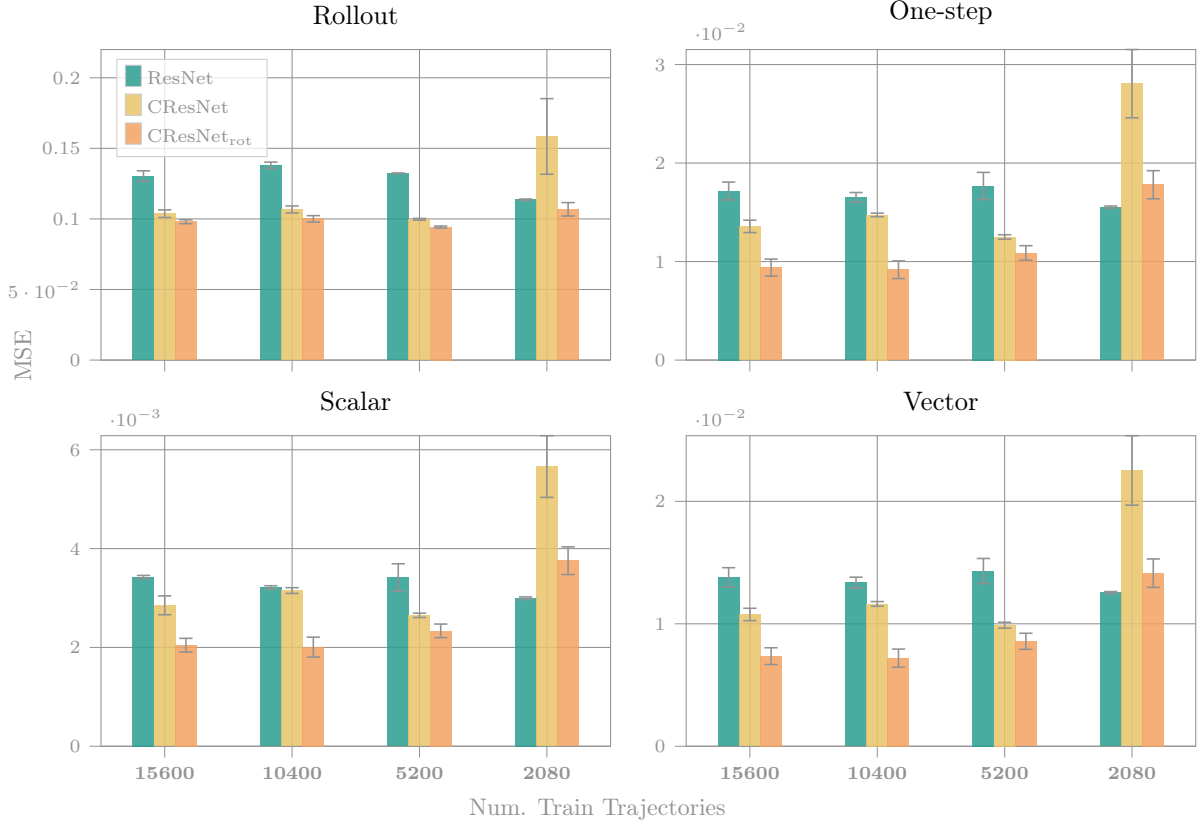


Figure 11: Results on Navier-Stokes equations obtained by ResNet based architectures. Unrolled loss, one-step loss, scalar loss and vector loss are reported for ResNet, CResNet, and CResNet_{rot} architectures. Models are trained on training sets with increasing number of trajectories. ResNet based architectures have a much higher loss than FNO based architectures in the low data regime, where possibly smearing and averaging operations are learned first.

C.3. Shallow water equations.

The shallow water equations (Vreugdenhil, 1994) describe a thin layer of fluid of constant density in hydrostatic balance, bounded from below by the bottom topography and from above by a free surface. For example, the deep water propagation of a tsunami can be described by the shallow water equations, and so can a simple weather model. The shallow water equations read:

$$\begin{aligned}
 \frac{\partial v_x}{\partial t} + v_x \frac{\partial v_x}{\partial x} + v_y \frac{\partial v_x}{\partial y} + g \frac{\partial \eta}{\partial x} &= 0, \\
 \frac{\partial v_y}{\partial t} + v_x \frac{\partial v_y}{\partial x} + v_y \frac{\partial v_y}{\partial y} + g \frac{\partial \eta}{\partial y} &= 0, \\
 \frac{\partial \eta}{\partial t} + \frac{\partial}{\partial x} [(\eta + h)v_x] + \frac{\partial}{\partial y} [(\eta + h)v_y] &= 0,
 \end{aligned} \tag{88}$$

where v_x is the velocity in the x -direction, or zonal velocity, v_y is the velocity in the y -direction, or meridional velocity, g is the acceleration due to gravity, $\eta(x, y)$ is the vertical displacement of free surface, and $h(x, y)$ is the topography of the earth's surface. We modify the implementation in `SpeedyWeather.jl`¹⁸ (Kl  wer et al., 2022) to further randomize initial conditions to generate our dataset. `SpeedyWeather.jl` combines the shallow water equations with spherical harmonics for the linear terms and Gaussian grid for the non-linear terms with the appropriate spectral transforms. It internally uses a leapfrog time scheme with a Robert and William's filter to dampen the computational modes and achieve 3rd order accuracy. `SpeedyWeather.jl` is based on the atmospheric general circulation model `SPEEDY` in Fortran (Molteni,

¹⁸<https://github.com/milankl/SpeedyWeather.jl>

Table 1: Model comparison on four different metrics for neural PDE surrogates which are trained on Navier-Stokes training datasets of varying size. Error bars are obtained by running experiments with three different initial seeds.

METHOD	Trajs.	SMSE			
		scalar	vector	onestep	rollout
ResNet	2080	0.003 00 \pm 0.000 03	0.012 55 \pm 0.000 08	0.015 53 \pm 0.000 11	0.113 62 \pm 0.000 48
CResNet		0.005 66 \pm 0.000 62	0.022 52 \pm 0.002 84	0.028 06 \pm 0.003 46	0.158 44 \pm 0.026 77
CResNet _{rot}		0.003 76 \pm 0.000 28	0.014 13 \pm 0.001 16	0.017 80 \pm 0.001 43	0.106 81 \pm 0.004 76
ResNet	5200	0.003 41 \pm 0.000 28	0.014 31 \pm 0.001 02	0.017 67 \pm 0.001 38	0.132 34 \pm 0.000 20
CResNet		0.002 65 \pm 0.000 04	0.009 88 \pm 0.000 24	0.012 50 \pm 0.000 22	0.099 75 \pm 0.000 60
CResNet _{rot}		0.002 34 \pm 0.000 14	0.008 57 \pm 0.000 66	0.010 87 \pm 0.000 74	0.094 27 \pm 0.000 71
ResNet	10400	0.003 21 \pm 0.000 04	0.013 37 \pm 0.000 44	0.016 53 \pm 0.000 48	0.138 02 \pm 0.002 23
CResNet		0.003 15 \pm 0.000 06	0.011 62 \pm 0.000 19	0.014 73 \pm 0.000 18	0.106 71 \pm 0.002 46
CResNet _{rot}		0.002 01 \pm 0.000 20	0.007 19 \pm 0.000 74	0.009 17 \pm 0.000 90	0.100 05 \pm 0.002 29
ResNet	15600	0.003 42 \pm 0.000 03	0.013 79 \pm 0.000 79	0.017 16 \pm 0.000 91	0.130 30 \pm 0.003 79
CResNet		0.002 85 \pm 0.000 19	0.010 76 \pm 0.000 51	0.013 57 \pm 0.000 63	0.103 72 \pm 0.002 69
CResNet _{rot}		0.002 04 \pm 0.000 14	0.007 36 \pm 0.000 69	0.009 38 \pm 0.000 87	0.097 99 \pm 0.001 39
FNO	2080	0.003 18 \pm 0.000 21	0.006 13 \pm 0.000 44	0.009 31 \pm 0.000 64	0.042 81 \pm 0.003 00
CFNO		0.002 66 \pm 0.000 02	0.004 84 \pm 0.000 06	0.007 49 \pm 0.000 08	0.034 61 \pm 0.000 31
FNO	5200	0.002 04 \pm 0.000 04	0.003 32 \pm 0.000 11	0.005 36 \pm 0.000 15	0.026 84 \pm 0.000 67
CFNO		0.001 89 \pm 0.000 01	0.002 93 \pm 0.000 02	0.004 82 \pm 0.000 03	0.024 30 \pm 0.000 12
FNO	10400	0.001 56 \pm 0.000 03	0.002 20 \pm 0.000 07	0.003 75 \pm 0.000 10	0.020 05 \pm 0.000 42
CFNO		0.001 48 \pm 0.000 01	0.002 05 \pm 0.000 01	0.003 53 \pm 0.000 02	0.018 86 \pm 0.000 06

2003; Kucharski et al., 2013).

Equation details. We obtain data for the 2D shallow water equations on a grid with spatial resolution of 192×96 ($\Delta x = 1.875^\circ$, $\Delta y = 3.75^\circ$), and temporal resolution of $\Delta t = 6$ h. The equation is solved on a closed domain with periodic boundary conditions. We rollout the simulation for 20 days and sample every 6 h. Here 20 days is of course not the actual simulation time but rather the simulated time. Trajectories contain scalar pressure and wind vector fields at 84 different time points.

Results. Results are summarized in Figures 13, 14, 15, and detailed in Tables 2, 3. Figure 16 displays examples of shallow water equations rollouts of scalar pressure and vector wind fields obtained by Clifford Fourier surrogate models, and contrasts them with ground truth trajectories. The predictions are fairly indistinguishable from ground truth trajectories.

C.4. Maxwell’s equations in matter in 3D.

Electromagnetic simulations play a critical role in understanding light–matter interaction and designing optical elements. Neural networks have been already successful applied in inverse-designing photonic structures (W. Ma et al., 2021; Lim et al., 2022).

Maxwell’s equations in matter read:

$$\nabla \cdot D = \rho \quad \text{Gauss’s law} \quad (89)$$

$$\nabla \cdot B = 0 \quad \text{Gauss’s law for magnetism} \quad (90)$$

$$\nabla \times E = -\frac{\partial B}{\partial t} \quad \text{Faraday’s law of induction} \quad (91)$$

$$\nabla \times H = \frac{\partial D}{\partial t} + j \quad \text{Ampère’s circuital law} \quad (92)$$

In isotropic media, the displacement field D is related to the electrical field via $D = \epsilon_0 \epsilon_r E$, where ϵ_0 is the permittivity of free space and ϵ_r is the permittivity of the media. Similarly, the magnetization field H

Table 2: Model comparison on four different metrics for neural PDE surrogates which are trained on the shallow water equations training datasets of varying size. Results are obtained by using a **two timestep history input**. Error bars are obtained by running experiments with three different initial seeds.

METHOD	Trajs.	SMSE			
		scalar	vector	onestep	rollout
ResNet	192	0.0240 ± 0.0002	0.0421 ± 0.0010	0.0661 ± 0.0011	1.1195 ± 0.0197
CResNet		0.0617 ± 0.0016	0.0823 ± 0.0027	0.1440 ± 0.0042	2.0423 ± 0.0494
CResNet _{rot}		0.0319 ± 0.0003	0.0576 ± 0.0005	0.0894 ± 0.0007	1.4756 ± 0.0044
ResNet	448	0.0140 ± 0.0003	0.0245 ± 0.0007	0.0385 ± 0.0010	0.7083 ± 0.0119
CResNet		0.0238 ± 0.0007	0.0448 ± 0.0023	0.0685 ± 0.0030	1.1727 ± 0.0483
CResNet _{rot}		0.0114 ± 0.0001	0.0221 ± 0.0001	0.0335 ± 0.0002	0.6127 ± 0.0018
ResNet	896	0.0086 ± 0.0000	0.0156 ± 0.0003	0.0242 ± 0.0003	0.4904 ± 0.0080
CResNet		0.0095 ± 0.0002	0.0183 ± 0.0004	0.0278 ± 0.0006	0.5247 ± 0.0101
CResNet _{rot}		0.0055 ± 0.0000	0.0106 ± 0.0001	0.0161 ± 0.0001	0.3096 ± 0.0010
ResNet	1792	0.0061 ± 0.0002	0.0123 ± 0.0009	0.0184 ± 0.0010	0.4780 ± 0.0062
CResNet		0.0039 ± 0.0000	0.0071 ± 0.0000	0.0111 ± 0.0001	0.2842 ± 0.0067
CResNet _{rot}		0.0025 ± 0.0000	0.0044 ± 0.0000	0.0069 ± 0.0000	0.2370 ± 0.0000
ResNet	2048	0.0060 ± 0.0002	0.0121 ± 0.0003	0.0181 ± 0.0005	0.4480 ± 0.0058
CResNet		0.0039 ± 0.0001	0.0072 ± 0.0002	0.0111 ± 0.0003	0.2816 ± 0.0065
CResNet _{rot}		0.0028 ± 0.0005	0.0480 ± 0.0006	0.0075 ± 0.0011	0.2164 ± 0.0070
FNO	56	0.0271 ± 0.0016	0.0345 ± 0.0007	0.0616 ± 0.0022	0.8032 ± 0.0043
CFNO		0.0071 ± 0.0003	0.0177 ± 0.0004	0.0250 ± 0.0007	0.4323 ± 0.0046
FNO	192	0.0021 ± 0.0002	0.0057 ± 0.0001	0.0077 ± 0.0003	0.1444 ± 0.0026
CFNO		0.0012 ± 0.0000	0.0040 ± 0.0001	0.0053 ± 0.0001	0.0941 ± 0.0021
FNO	448	0.0007 ± 0.0001	0.0026 ± 0.0000	0.0034 ± 0.0001	0.0651 ± 0.0014
CFNO		0.0005 ± 0.0000	0.0020 ± 0.0000	0.0026 ± 0.0001	0.0455 ± 0.0009
FNO	896	0.0004 ± 0.0000	0.0016 ± 0.0000	0.0020 ± 0.0001	0.0404 ± 0.0005
CFNO		0.0003 ± 0.0000	0.0013 ± 0.0000	0.0017 ± 0.0001	0.0315 ± 0.0004

in isotropic media is related to the magnetic field B via $H = \mu_0 \mu_r B$, where μ_0 is the permeability of free space and μ_r is the permeability of the media. Lastly, \mathbf{j} is the electric current density and ρ the total electric charge density.

We propagate the solution of Maxwell’s equation in matter using a finite-difference time-domain method¹⁹, where the discretized Maxwell’s equations are solved in a leapfrog manner. First, the electric field vector components in a volume of space are solved at a given instant in time. Second, the magnetic field vector components in the same spatial volume are solved at the next instant in time.

Equation details. We obtain data for the 3D Maxwell’s equations on a grid with spatial resolution of $32 \times 32 \times 32$ ($\Delta x = \Delta y = \Delta z = 5 \cdot 10^{-7}m$), and temporal resolution of $\Delta t = 50s$. We randomly place 18 (6 in the $x-y$ plane, 6 in the $x-z$ plane, 6 in the $y-z$ plane) different light sources outside a cube which emit light with different amplitude and different phase shifts, causing the resulting D and H fields to interfere with each other. The wavelength of the emitted light is $10^{-5}m$. The equation is solved on a closed domain with periodic boundary conditions. We run the simulation for 400s and sample data every 50s. Trajectories contain displacement D and the magnetization field H components. Exemplary trajectories are shown in Figure 17.

Results. Results are summarized in Figure 18 and detailed in Table 4.


¹⁹<https://github.com/flaport/fdtd>

Table 3: Model comparison on four different metrics for neural PDE surrogates which are trained on the shallow water equations training datasets of varying size. Results are obtained by using a **four timestep history input**. Error bars are obtained by running experiments with three different initial seeds.

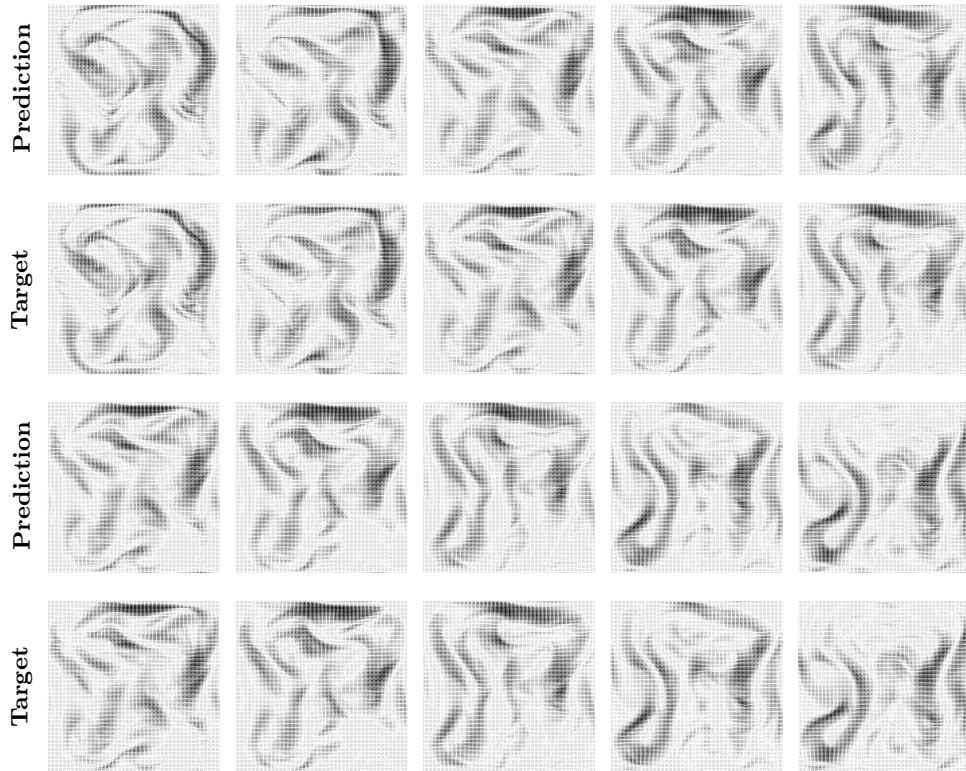
METHOD	Trajs.	SMSE			
		scalar	vector	onestep	rollout
FNO	56	0.0276 ± 0.0017	0.0388 ± 0.0023	0.0663 ± 0.0038	0.6821 ± 0.0379
CFNO		0.0093 ± 0.0003	0.0252 ± 0.0005	0.0345 ± 0.0009	0.4357 ± 0.0056
FNO	192	0.0033 ± 0.0007	0.0069 ± 0.0009	0.0102 ± 0.0015	0.1612 ± 0.0057
CFNO		0.0015 ± 0.0001	0.0050 ± 0.0003	0.0065 ± 0.0003	0.1023 ± 0.0026
FNO	448	0.0009 ± 0.0001	0.0023 ± 0.0002	0.0032 ± 0.0003	0.0687 ± 0.0023
CFNO		0.0010 ± 0.0006	0.0039 ± 0.0027	0.0050 ± 0.0033	0.1156 ± 0.0913
FNO	896	0.0004 ± 0.0001	0.0012 ± 0.0001	0.0016 ± 0.0001	0.0436 ± 0.0011
CFNO		0.0003 ± 0.0000	0.0012 ± 0.0001	0.0015 ± 0.0001	0.0353 ± 0.0010

Table 4: Model comparison on four different metrics for neural PDE surrogates which are trained on the Maxwell equations training datasets of varying size. Results are obtained by using a **two timestep history input**. Error bars are obtained by running experiments with three different initial seeds.

METHOD	Trajs.	SMSE			
		D	H	onestep	rollout
FNO	640	0.0030 ± 0.0006	0.00233 ± 0.00050	0.0054 ± 0.0011	0.0186 ± 0.0083
CFNO		0.0006 ± 0.0001	0.00072 ± 0.00010	0.0013 ± 0.0002	0.0054 ± 0.0023
FNO	1280	0.0010 ± 0.0002	0.00085 ± 0.00020	0.0019 ± 0.0004	0.0068 ± 0.0036
CFNO		0.0003 ± 0.0001	0.00041 ± 0.00010	0.0007 ± 0.0002	0.0029 ± 0.0016
FNO	3200	0.0003 ± 0.0001	0.00025 ± 0.00010	0.0005 ± 0.0001	0.0020 ± 0.0011
CFNO		0.0002 ± 0.0000	0.00020 ± 0.00010	0.0004 ± 0.0001	0.0015 ± 0.0009
FNO	6400	0.0001 ± 0.0000	0.00009 ± 0.00000	0.0002 ± 0.0000	0.0008 ± 0.0004
CFNO		0.0001 ± 0.0000	0.00009 ± 0.00000	0.0002 ± 0.0000	0.0007 ± 0.0004



(a) Scalar field



(b) Vector field

Figure 12: Example rollouts of the scalar and vector field of the Navier-Stokes experiments, obtained by a Clifford Fourier PDE surrogate and the ground truth.

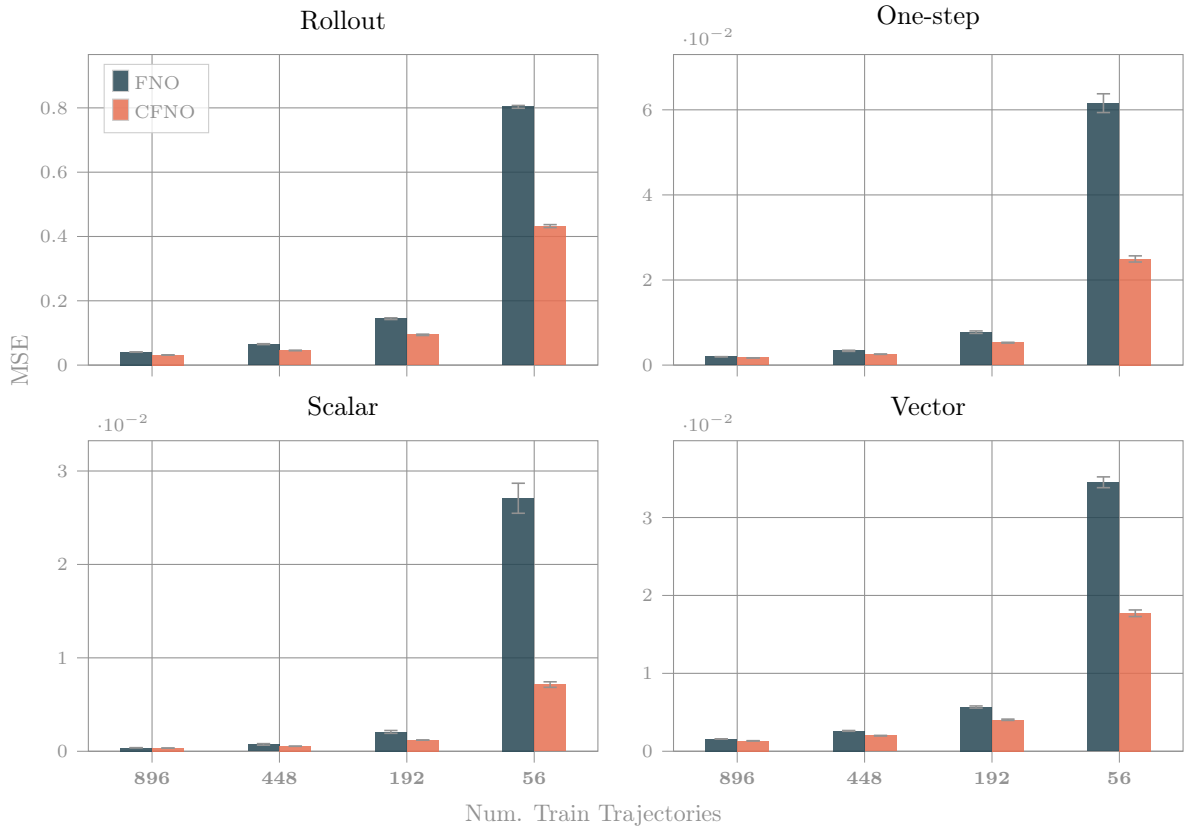


Figure 13: Results on the shallow water equations obtained by Fourier based architectures using a **two timestep history input**. Unrolled loss, one-step loss, scalar loss and vector loss are reported for FNO and CFNO architectures. Models are trained on three training sets with increasing number of trajectories.

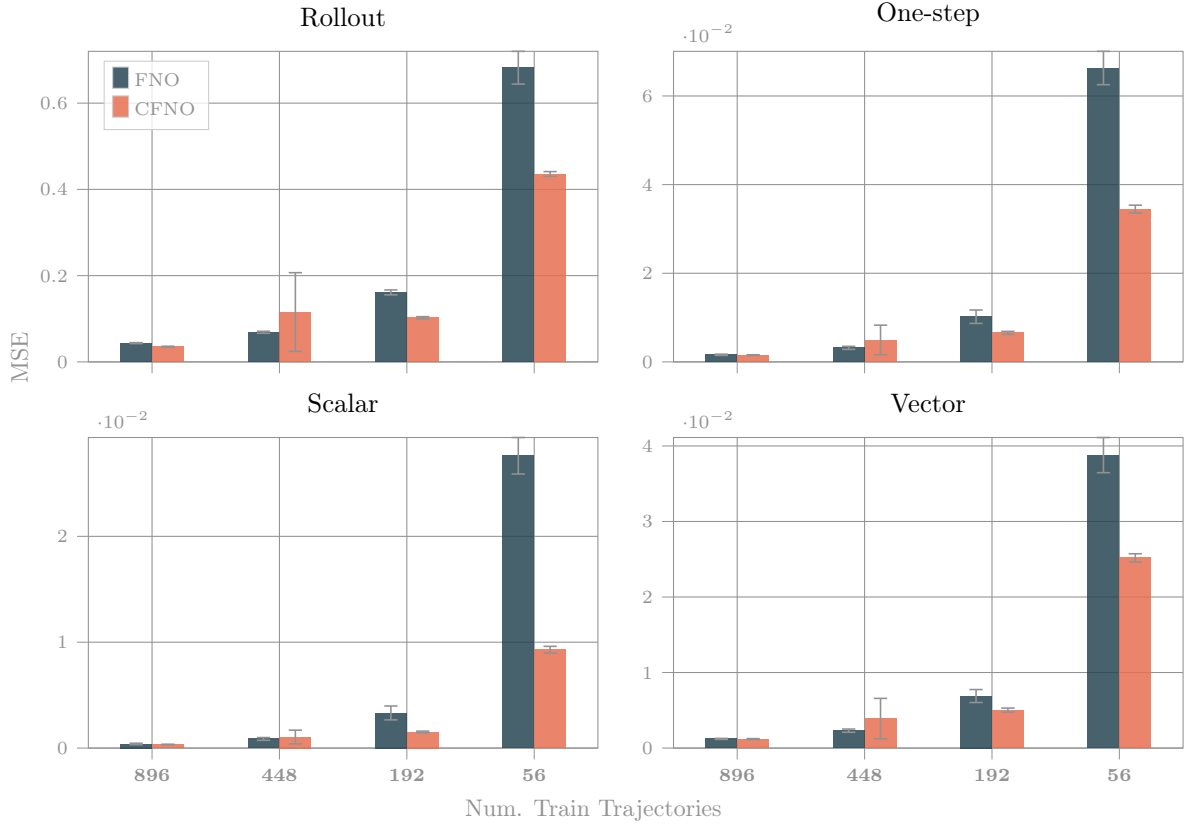


Figure 14: Results on the shallow water equations obtained by Fourier based architectures using a **four timestep history input**. Rollout loss, one-step loss, scalar loss and vector loss are reported for FNO and CFNO architectures. Models are trained on three training sets with increasing number of trajectories.

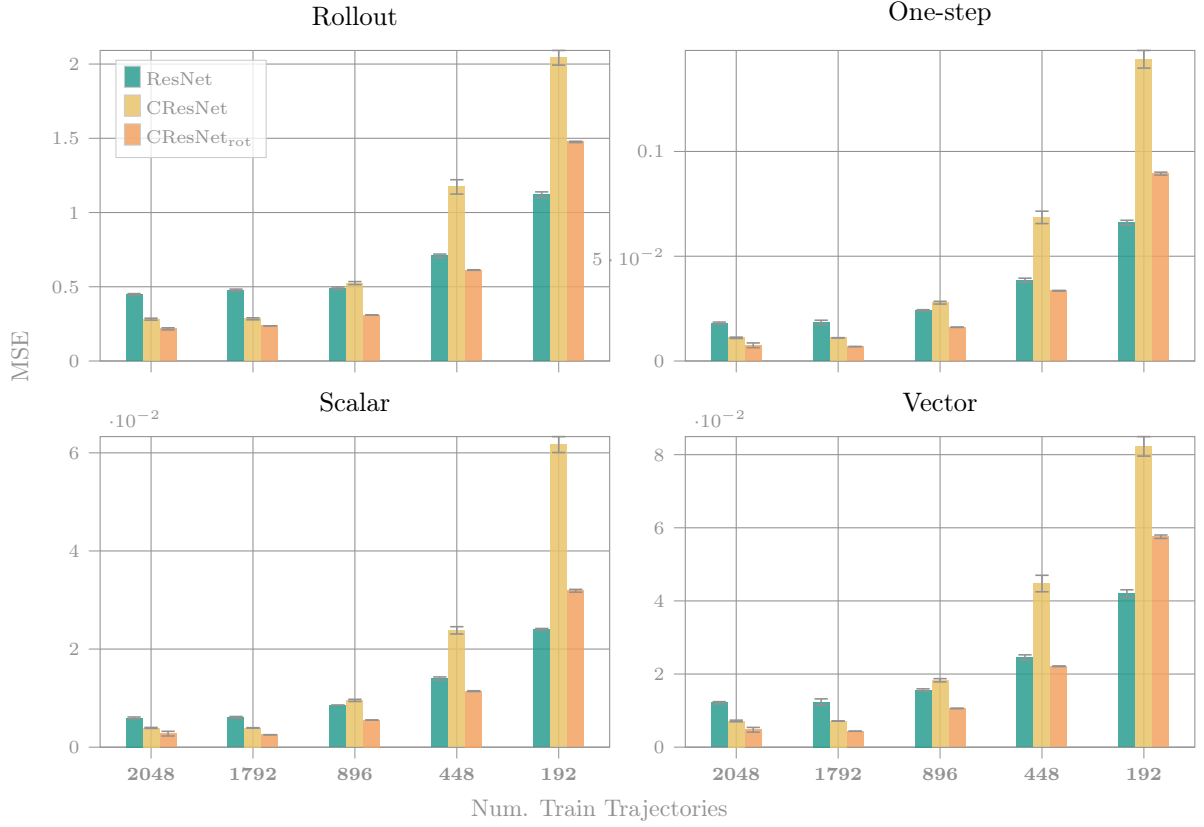



Figure 15: Results on the shallow water equations obtained by ResNet based architectures using a **two timestep history input**. Rollout loss, one-step loss, scalar loss and vector loss are reported for ResNet, CResNet, and CResNet_{rot} architectures. Models are trained on training sets with increasing number of trajectories. ResNet based architectures have a much higher loss than FNO based architectures in the low data regime, where possibly smearing and averaging operations are learned first.



(a) Scalar field

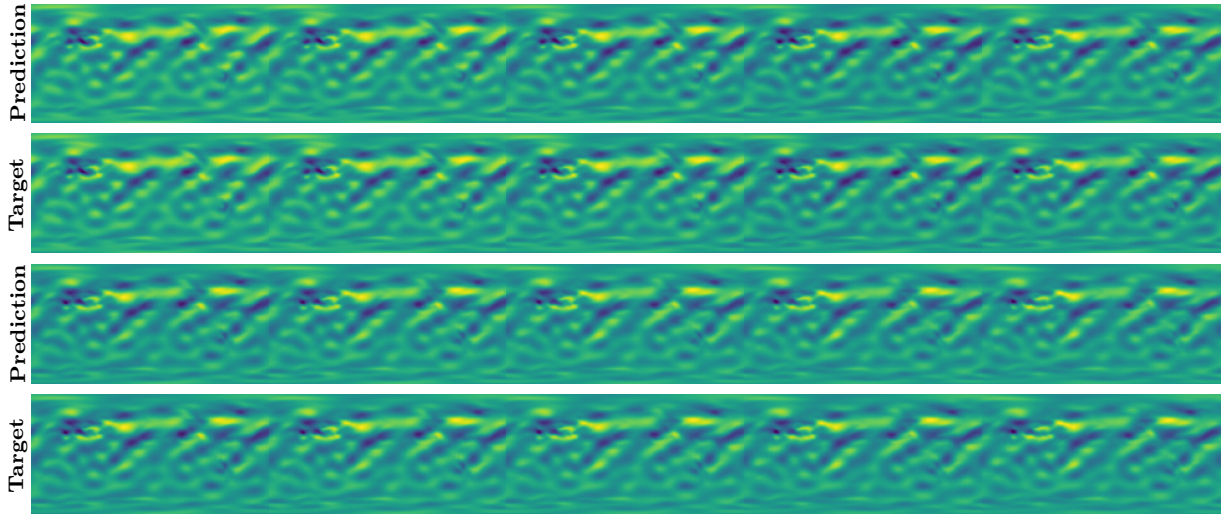
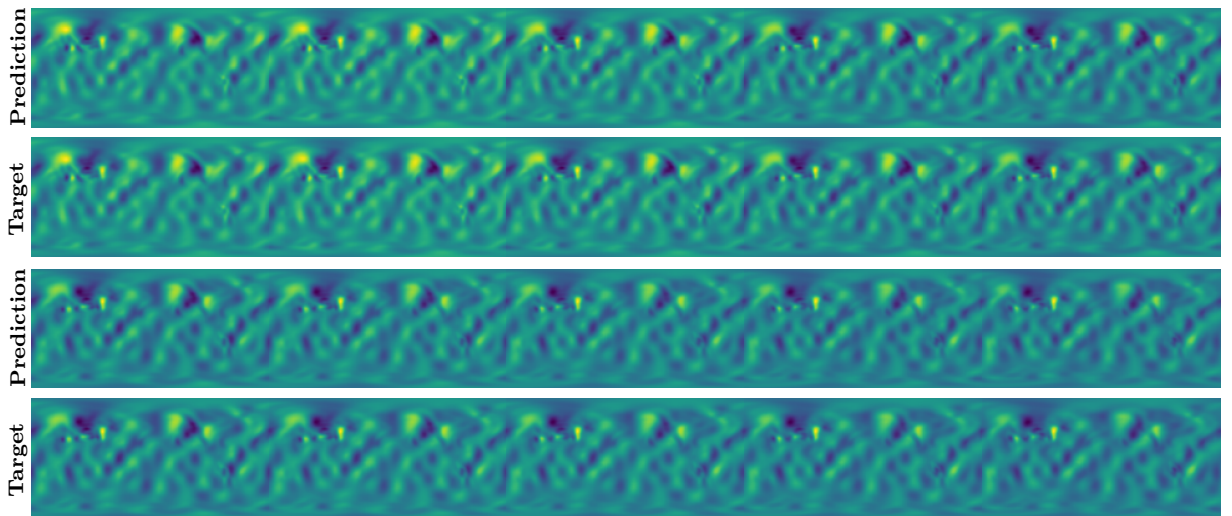
(b) Vector field (x -component)(c) Vector field (y -component)

Figure 16: Example rollouts of the scalar and vector field of the shallow water experiments, obtained by a Clifford Fourier PDE surrogate (top) and the ground truth (bottom).

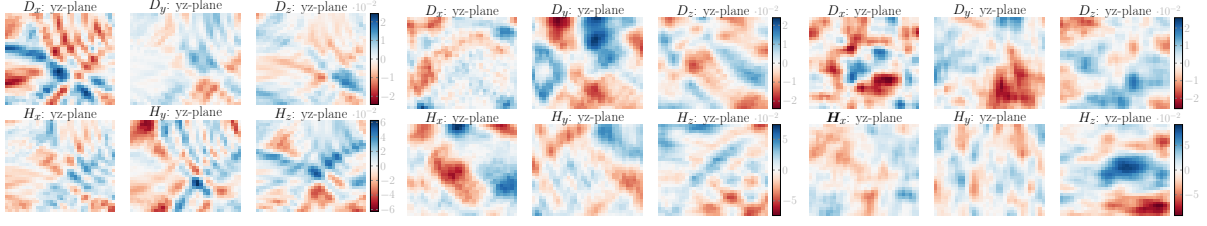


Figure 17: An example propagation of the displacement field D and the magnetization field H . Shown are the field components for an arbitrary slice of the x – y plane.

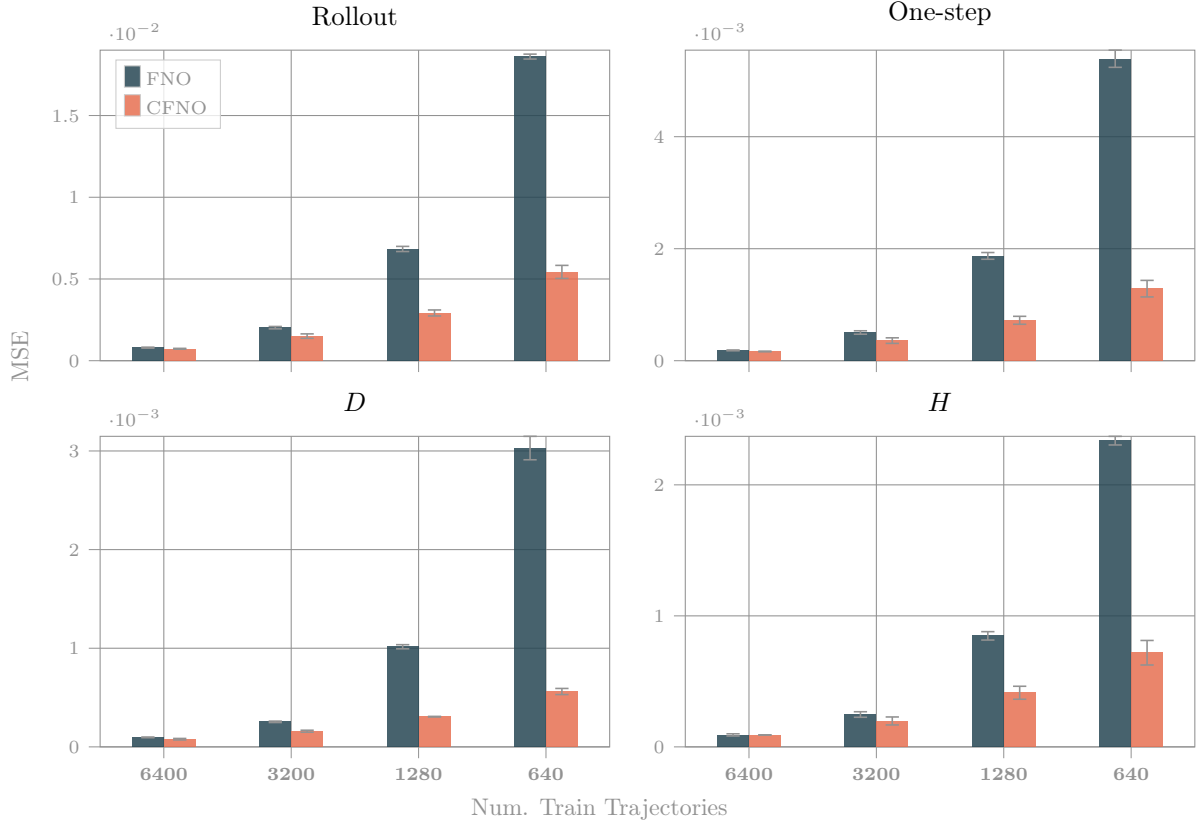


Figure 18: Results on the Maxwell equations obtained by Fourier based architectures using a **two timestep history input**. Rollout loss, one-step loss, displacement field D loss, and magnetization field H loss are reported for FNO and CFNO architectures. Models are trained on four training sets with increasing number of trajectories.

D. Related work

This appendix supports detailed discussions of how our work relates to complex and quaternion neural networks, to work on Clifford algebras and Clifford Fourier transforms in computer vision, to Fourier Neural Operators, equivariant neural networks and geometric deep learning approaches, to neural operator learning and neural PDE surrogates.

Clifford (geometric) algebra and Clifford Fourier transform. (Real) Clifford algebras (also known as geometric algebras), as an extension of elementary algebra to work with geometrical objects such as vectors are extensively discussed in Suter (2003), Hestenes (2003), Hestenes (2012), and Renaud (2020). Compared to other formalisms for manipulating geometric objects, Clifford algebras are tailored towards vector manipulation of objects of different dimensions. Hypercomplex and quaternion Fourier transforms are extensively discussed in Todd Anthony Ell (1992), Todd A Ell (1993), Todd A Ell and Sangwine (2006), and Todd A Ell, Le Bihan, et al. (2014). This work heavily builds on the concepts introduced in Julia Ebling and Scheuermann (2003), J. Ebling et al. (2005), and Julia Ebling (2006). Comprehensive summaries of Clifford and quaternion Fourier transforms can be found in Hitzer and Sangwine (2013), Brackx et al. (2013), and Hitzer (2021). Clifford algebras and Clifford Fourier transforms are already deployed to solve PDEs numerically in Alfarraj et al. (2022). More precisely, the Clifford-Fourier transform is used to solve the mode decomposition process in PDE transforms.

Clifford neural networks. Neural networks in the Clifford domain were proposed already in 1994 by JK Pearson et al. (1994), and later by Justin Pearson (2003). These works put the emphasis on the geometric perceptron (Melnyk et al., 2021), i.e. how to recast vanilla multilayer perceptrons (MLPs) as Clifford MLPs. Similarly, (Hoffmann et al., 2020) generalized from complex numbers and quaternions to a set of alternative algebras. Besides Clifford MLPs, Clifford algebras have been used in recurrent neural networks (RNNs) (Kuroe, 2011), and have been used to formulate quantum neural networks (Trindade et al., 2022). Their applicability to neural computing has been studied in general (Buchholz and Sommer, 2001; Buchholz, 2005), exploring global exponential stabilities of Clifford MLPs with time-varying delays and impulsive effects. Probably the most related work is by Zang et al. (2022) who build geometric algebra convolution networks to process spatial and temporal data of 3D traffic data. Multidimensional traffic parameters are encoded as multivectors which allows to model correlation between traffic data in both spatial and temporal domains.

In contrast to previous works, we are the first to introduce the multivector viewpoint of field components which allows us to effectively connect Clifford neural layers with the geometric structure of the input data. We further connect neural Clifford convolutions on multivectors with various works on complex numbers and quaternions. We are further the first to introduce neural Clifford Fourier transforms.

Complex and quaternion neural networks. Trabelsi et al. (2017) introduced the key components for complex-valued deep neural networks. More precisely, they introduced convolutional (LeCun et al., 1998) feed-forward and convolutional LSTM (X. Shi et al., 2015; Hochreiter et al., 1997) networks, together with complex batch-normalization, and complex weight initialization strategies. Quaternions are a natural extension of complex neural networks. Already in classical computer vision, quaternions as hypercomplex convolution (Sangwine et al., 2000) and hypercomplex correlation (Moxey et al., 2003) techniques were introduced for color image processing. Quaternion based deep learning architectures are a natural extension of complex neural networks. In quaternion neural networks (X. Zhu et al., 2018; Parcollet, Ravanelli, et al., 2018; Gaudet et al., 2018; Parcollet, Y. Zhang, et al., 2018; Parcollet, Morchid, and Linares, 2019; Parcollet, Morchid, and Linares, 2020; Nguyen et al., 2021), concepts such as complex convolution, complex batchnorm, and complex initialization are transferred from the complex numbers \mathbb{C} , which are algebra-isomorph to $Cl(0,1)(\mathbb{R})$ to $Cl(0,2)(\mathbb{R})$, which is algebra-isomorph to the quaternions \mathbb{H} . Although Hoffmann et al. (2020) generalized these from complex numbers and quaternions to a set of alternative algebras, their tasks did not really leverage any multivector structure in data.

Fourier Neural Operators. Fourier Neural Operators (FNOs) (Zongyi Li, Kovachki, et al., 2020) have had tremendous impact towards improving neural PDE solver surrogates. Efficient implementations of FNO layers come as physics-informed neural networks (PINO) (Zongyi Li, Zheng, et al., 2021), as U-shaped network architectures (UNO) (Rahman, Ross, et al., 2022), as spectral surrogate for vision transformer architectures (Rao et al., 2021; Guibas et al., 2021), as Markov neural operators (MNO) for chaotic systems (MNO) (Zongyi Li, Kovachki, et al., 2021), and as generative adversarial neural operators

(GANOs) (Rahman, Florez, et al., 2022). Applications range from weather forecasting (Pathak et al., 2022), CO₂-water multiphase problems (Wen et al., 2022), multiscale method for crystal plasticity (Liu et al., 2022), seismic wave propagation (Yang et al., 2021), photoacoustic wave propagation (Guan et al., 2021), PDE-constrained control problems (Hwang et al., 2022), and for thermochemical curing of composites (Chen et al., 2021). Recently, FNOs have been successfully applied to PDEs on general geometries (Zongyi Li, Huang, et al., 2022). Furthermore, universal approximation and error bounds have been studied for FNOs (Kovachki et al., 2021).

Neural PDE solvers/surrogates. The intersection of PDE solving, deep learning, fluid dynamics, and weather forecasting has developed into a very active hub of research lately (Thuerey et al., 2021). We roughly group recent approaches to learn neural PDE surrogates and neural PDE solvers into three categories:

- (i) *hybrid approaches*, where neural networks augment numerical solvers or replace parts of numerical solvers;
- (ii) *direct approaches*,
 - (a) where the mapping from an initial state to a solution is learned, i.e. the solution function of the underlying PDE is approximated;
 - (b) where the mapping from an initial state to a final state of an underlying PDE, i.e. the solution operator is learned, ideally as mapping between function spaces to be able to generalize across e.g. parameters.

Ad (i): Neural networks augment numerical solvers by learning data-driven discretizations for PDEs (Bar-Sinai et al., 2019) or by controlling learned approximations inside the calculation of standard numerical solver used for computational fluid dynamics (Kochkov et al., 2021). In Greenfeld et al. (2019), a prolongation is learned which maps from discretized PDE solutions to multigrid solutions, Hsieh et al. (2019) learn to modify the updates of an existing solver, Praditia et al. (2021) adopt the numerical structure of Finite Volume Methods (FVMs), and Um et al. (2020) learn a correction function of conventional PDE solvers to improve accuracy. All these approaches are hybrid approaches (Garcia Satorras et al., 2019), where the computational graph of the solver is preserved and heuristically-chosen parameters are predicted with a neural network. A different flavor of hybrid approaches can be assigned to the works of Sanchez-Gonzalez et al. (2020), Pfaff et al. (2020), and Mayr et al. (2021) who predict accelerations of particles/meshes to numerical update the respective positions. Finally, PauliNet (Hermann et al., 2020) and FermiNet (Pfau et al., 2020) approximate wave-functions of many-electron systems, and thus replace the hand-crafted ansatz which is conventionally used in variational quantum Monte Carlo methods.

Ad (ii.a): Sirignano et al. (2018) and Han et al. (2018) approximate the solution of high-dimensional Black-Scholes and Hamilton-Jacobi-Bellman equations, respectively. Physics-informed neural networks (PINNs) (Raissi, Perdikaris, et al., 2019) embed the underlying physics in the training process, and can be used to solve both forward (X. Jin et al., 2021) as well as backward (Raissi, Yazdani, et al., 2020) dynamics. Zubov et al. (2021) allow automating many of these aspects under a single coherent interface.

Ad (ii.b): Guo et al. (2016) learned a surrogate CNN-based model to approximate steady-state flow field predictions, similarly Bhatnagar et al. (2019) trained a surrogate CNN-based model to predict solutions for unseen flow conditions and geometries, and Y. Zhu et al. (2018) used Bayesian CNNs for surrogate PDE modeling and uncertainty quantification. Fourier Neural Operators (FNOs) (Zongyi Li, Kovachki, et al., 2020) proposed the mapping from parameter space to solution spaces, and had tremendous impact towards improving neural PDE solver surrogates. In parallel, Lu, P. Jin, et al. (2021) introduced DeepONet, which learns mappings between function spaces, and was successfully applied to many parametric ODEs and PDEs. Both, FNOs and DeepONets have been combined with PINNs and trained in a physics-informed style (Zongyi Li, Huang, et al., 2022; S. Wang et al., 2021). A comprehensive comparison of these two neural operator approaches is done by Lu, X. Meng, et al. (2022). Other directions include the modeling of PDE solution operators via latent space models, transformers, and graph neural networks (GNNs). T. Wu et al. (2022) present the modeling of the systems dynamics in a latent space with fixed dimension where the latent modeling is done via MLPs, and the encoding and decoding via CNNs, which can also be replaced by graph neural networks (GNNs). Zijie Li et al. (2022) proposed a transformer based neural operator approach, which provides a flexible way to implicitly exploit the patterns within inputs. Brandstetter, D. Worrall, et al. (2022) formulated a message passing neural network approach that representationally contains several conventional numerical PDE solving schemes. Further GNN based

approaches are Löttsch et al. (2022) who learn the operator for boundary value problems on finite element method (FEM) (Brenner et al., 2008) ground truth data, and Lienen et al. (2022) who derive their GNN models from FEM in a principled way.

A practical use case for neural PDE surrogates is replacing expensive classical PDE solvers. There is however a major chicken-and-egg problem here (Brandstetter, Welling, et al., 2022; W. Shi et al., 2022): obtaining high quality ground truth training data for neural PDE surrogates often requires using these expensive solvers. Minimizing this data requirement is beginning to be approached in recent works. Geneva et al. (2020), Wandel, Weinmann, and Klein (2020), and Wandel, Weinmann, Neidlin, et al. (2022) achieve “data-free” training in various settings. “Data-free” refers to the self-supervised training steps, which are done without ground truth data. The current state-of-art generic approach is introduced in W. Shi et al. (2022) as the mean squared residual (MSR) loss constructed by the discretized PDE itself. However, for e.g. generating realistic initial conditions numerical solvers are still needed. Pestourie et al. (2021) identify how incorporating limited physical knowledge in the form of a low-fidelity “coarse” solver can allow training PDE surrogate models with an order of magnitude less data. Another direction to improve data efficiency is by exploiting the Lie point symmetries of the underlying PDEs, either via data augmentation (Brandstetter, Welling, et al., 2022) or by building equivariant PDE surrogates (R. Wang, Walters, et al., 2020). Our current work in a way also improves data efficiency by capturing the inductive bias appropriate for multivector fields. Overall we believe hybrids of such approaches are going to be necessary for making neural PDE surrogates of practical use in many domains.

Neural PDE surrogates for fluid flow and weather forecasting applications are gaining momentum. In weather forecasting, Pathak et al. (2022) introduced FourCastNet as high-resolution weather modeling built on Adaptive Fourier Neural Operators (Guibas et al., 2021), Keisler (2022) successfully applied a graph neural network based approach to weather forecasting, Rasp et al. (2021) achieved data-driven medium-range weather prediction with a ResNet which was pretrained on climate simulations, Weyn, Durran, and Caruana (2020) use CNNs on a cubed sphere for global weather prediction, Weyn, Durran, Caruana, and Cresswell-Clay (2021) forecast weather sub-seasonally with a large ensemble of deep-learning weather prediction models, Arcomano et al. (2020) build a reservoir computing-based, low-resolution, global prediction model, and MetNet (Sønderby et al., 2020) takes as input radar and satellite data to forecast probabilistic precipitation maps. Finally, data assimilation is improved by deep learning techniques in Frerix et al. (2021) and Maulik et al. (2022). Similarly, in fluid dynamics, H. Ma et al. (2021) applied U-Nets (Ronneberger et al., 2015) to achieve physics-driven learning of steady Navier-Stokes equations, Stachenfeld et al. (2021) learned coarse models for turbulence simulations, TF-Net (R. Wang, Kashinath, et al., 2020) introduced domain-specific variations of U-Nets along with trainable spectral filters in a coupled model of Reynolds-averaged Navier-Stokes and Large Eddy Simulation.

This exhaustive list of neural PDE solver surrogates shows that many of the architectures are based on convolutional or Fourier layers. For these two, Clifford layers are applicable as a drop-in replacement in almost all cases. For graph neural network and attention based architectures, we leave the implementation of respective Clifford counterparts to future work.

Geometric deep learning. The core idea of geometric deep learning (Bronstein, Bruna, LeCun, et al., 2017; Bronstein, Bruna, T. Cohen, et al., 2021) is to exploit underlying low-dimensionality and structure of the physical world, in order to design deep learning models which can better learn in high dimensional spaces. Incorporating underlying symmetries would be one way to achieve this. If done correctly, it can drastically shrink the search space, which has proven to be quite successful in multiple scenarios. The most obvious examples are CNNs (Fukushima et al., 1982; LeCun et al., 1998), where the convolution operation commutes with the shift operator, and thus provides a way to equip layers and subsequently networks with translation equivariant operations. Group convolution networks (T. Cohen et al., 2016; Kondor et al., 2018; T. S. Cohen, Geiger, et al., 2019) generalize equivariant layers beyond translations, i.e. provide a concept of how to build general layers that are equivariant to a broader range of groups, such as rotation groups. An appealing way of how to build such group equivariant layers is via so-called steerable basis functions (Hel-Or et al., 1998), which allow to write transformation by specific groups as a linear combination of a fixed, finite set of basis functions. This concept leads to steerable group convolution approaches (T. S. Cohen and Welling, 2016; D. E. Worrall et al., 2017). Two concrete examples are: (i) circular harmonics, which are respective basis functions for building layers that are equivariant to the group $SO(2)$, the rotation group in 2 dimensions (D. E. Worrall et al., 2017; Weiler and Cesa, 2019; Brandstetter, Hesselink, et al., 2021); (ii) spherical harmonics, which are respective basis functions for

building layers that are equivariant to the group $SO(3)$, the rotation group in 3 dimensions (Weiler, Geiger, et al., 2018). The similarity to multivector fields becomes more obvious if we have a closer look at spherical harmonics, which are defined as homogeneous polynomials of degree l , where the $l = 0$ case corresponds to scalars, the $l = 1$ case to vectors, and $l \geq 2$ to higher order objects. Finally, Jenner et al. (2021) built steerable PDE operators such as curl or divergence as equivariant neural network components.

Grouped convolution. In their seminal work, Krizhevsky et al. (2012) introduced filter grouping, which allowed them to reduce the parameters in CNNs. The respective grouped convolutions (not to be confused with *group* convolutions) divide the filter maps at channel dimension, as the channel dimension most of the time increases strongly for deeper layers, and thus dominates the parameter count. Subsequent work showed that it is beneficial to additionally shuffle the channels for each filter group (X. Zhang et al., 2018), and to adaptively recalibrate channel-wise feature responses (Hu et al., 2018). All these approaches can be seen in the wider spectrum of effective model scaling (Tan et al., 2019; Sandler et al., 2018).

Clifford convolutions in contrast do not have groupings in the channel dimensions, but instead group together elements as multivectors. In Clifford convolution, the Clifford kernel is therefore a constrained object where weight blocks appear multiple times (due to the nature of the geometric product). Thus, Clifford convolutions are more parameter efficient than standard convolutions, and all tricks of effective model scaling could in principle be applied on top of Clifford convolutions. Findings from Hoffmann et al. (2020) with respect to higher compute density of alternative algebras are applicable to our work as well.

E. Glossary

This short appendix summarizes notations used throughout the paper (Table 5), and contrasts the most fundamental concepts which arise when using Clifford algebras.

Table 5: Notations used throughout the paper.

Notation	Meaning
e_1, e_2, e_3	Basis vectors of the <i>generating</i> vector space of the Clifford algebra.
$e_i \wedge e_j$	Wedge (outer) product of basis vectors e_i and e_j .
$e_i \cdot e_j = \langle e_i, e_j \rangle$	Inner product of basis vectors e_i and e_j .
$e_1 e_2, e_3 e_1, e_2 e_3$	Basis bivectors of the vector space of the Clifford algebra.
$e_1 e_2 e_3$	Basis trivector of the vector space of the Clifford algebra.
$i_2 = e_1 e_2$	Pseudoscalar for Clifford algebras of grade 2.
$i_3 = e_1 e_2 e_3$	Pseudoscalar for Clifford algebras of grade 3.
x	Euclidean vector $\in \mathbb{R}^n$.
$x \wedge y$	wedge (outer) product of Euclidean vectors x and y .
$x \cdot y = \langle x, y \rangle$	Inner product of vectors x and y .
\mathbf{a}	Multivector.
\mathbf{ab}	Geometric product of multivectors \mathbf{a} and \mathbf{b} .
$\hat{i}, \hat{j}, \hat{k}$	Base elements of quaternions.

Geometric, Exterior, and Clifford algebras. A geometric algebra is a Clifford algebra of the real numbers. Since we are only using $Cl_{2,0}(\mathbb{R})$, $Cl_{0,2}(\mathbb{R})$, and $Cl_{3,0}(\mathbb{R})$, we are effectively working with geometric algebras. The exterior or Grassmann algebra is built up from the same concepts of scalars, vectors, bivectors, \dots , k -vectors, but only exterior (wedge) products exist. Therefore, the exterior algebra has a zero quadratic form (all base vectors square to zero). Clifford algebras are a generalization thereof with nonzero quadratic forms.

Complex numbers, quaternions, hypercomplex numbers. Hypercomplex numbers are elements of finite-dimensional algebras over the real numbers that are unital, i.e. contain a multiplicative identity element, but not necessarily associative or commutative. Elements are generated for a basis $\{\hat{i}, \hat{j}, \dots\}$ such that $\hat{i}^2, \hat{j}^2, \dots \in \{-1, 0, 1\}$. Complex numbers, quaternions, octonions are all hypercomplex numbers which can be characterized by different Clifford algebras. The bivector, trivector (and higher objects) of the Clifford algebras directly translate into basis elements of the respective algebras. For example,

quaternions (which are of the form $a + b\hat{i} + c\hat{j} + d\hat{k}$, where $\hat{i}^2 = \hat{j}^2 = \hat{k}^2 = -1$) are isomorphic to the Clifford algebra $Cl_{0,2}(\mathbb{R})$ where the basis element e_1 , e_2 , and e_1e_2 directly translate to \hat{i} , \hat{j} , \hat{k} .

Spinor. Spinors arise naturally in discussions of the Lorentz group, the group to describe transformations in special relativity. One could say that a spinor is the most basic sort of mathematical object that can be Lorentz-transformed. In its essence, a spinor is a complex two-component vector-like quantity in which rotations and Lorentz boosts (relativistic translations) are built into the overall formalism. More generally, spinors are elements of complex vector spaces that can be associated with Euclidean vector spaces. However, unlike vectors, spinors transform to their negative when the space is rotated by 360° . In this work, the subalgebra $Cl^0(2,0)(\mathbb{R})$, spanned by even-graded basis elements of $Cl_{2,0}(\mathbb{R})$, i.e. 1 and e_1e_2 , determines the space of spinors via linear combinations of 1 and e_1e_2 . It is thus isomorphic to the field of complex numbers \mathbb{C} . Most notably, spinors of $Cl_{2,0}(\mathbb{R})$ commute with the Fourier kernel, whereas vectors do not. For a detailed introduction to spinors we recommend Steane (2013), and the comprehensive physics book of Schwichtenberg (2015).

Pseudoscalar. A pseudoscalar – unlike a scalar – changes sign when you invert the coordinate axis. The easiest example of a pseudoscalar is the scalar triplet product of three arbitrary vectors of an Euclidean vector space $x, y, z \in \mathbb{R}^n$ with inner product $\langle \cdot, \cdot \rangle$. The scalar triplet product becomes negative for any parity inversion, i.e. swapping any two of the three operands: $x \cdot (y \times z) = -x \cdot (z \times y) = -y \cdot (x \times z) = -z \cdot (y \times x)$.

Scalar field, vector field. A *field* is any (physical) quantity which takes on different values at different points in space (space-time). A scalar field is map $\mathbb{D} \rightarrow \mathbb{R}$, where $\mathbb{D} \subseteq \mathbb{R}^n$. A vector field is map $\mathbb{D} \rightarrow \mathbb{R}^n$, where $\mathbb{D} \subseteq \mathbb{R}^n$. For example, $n = 2$ results in a vector field in plane, and $n = 3$ in a vector field in space. For an interesting history of the evolution of the concept of fields in physics we recommend Mirowski (1991) and McMullin (2002). In Table 6, we list various important vector and scalar fields for comparison.

Table 6: Examples of various vector and scalar fields. Vector fields ascribe a vector to each point in space, e.g. force, electric current (stream of charged particles), or velocity. Scalar fields on the other hand collate each field point with a scalar value such as temperature.

Example	Field quantity	Type	Coordinates
Gravitational field (strength)	Force per unit mass (N/kg)	Vector	$\mathbb{R}^3 \rightarrow \mathbb{R}^3$
Electric field (strength)	Force per unit electric charge (N/C)	Vector	$\mathbb{R}^3 \rightarrow \mathbb{R}^3$
Magnetic field (strength)	Electric current per meter (A/m)	Vector	$\mathbb{R}^3 \rightarrow \mathbb{R}^3$
Pressure field	Force per unit square (N/m^2) = energy per unit volume (J/m^3)	Scalar	$\mathbb{R}^3 \rightarrow \mathbb{R}$
Mean sea level pressure	Pressure field at mean sea level	Scalar	$\mathbb{R}^2 \rightarrow \mathbb{R}$
Flow velocity field	Change of point along its streamline ¹ (v)	Vector	$\mathbb{R}^2 \rightarrow \mathbb{R}^2, \mathbb{R}^3 \rightarrow \mathbb{R}^3$
Flow speed field	Length of flow velocity vector ($ v $)	Scalar	$\mathbb{R}^2 \rightarrow \mathbb{R}, \mathbb{R}^3 \rightarrow \mathbb{R}$
Wind velocity field	Air flow velocity field (v)	Vector	$\mathbb{R}^2 \rightarrow \mathbb{R}^2, \mathbb{R}^3 \rightarrow \mathbb{R}^3$
Temperature field	Temperature at space point (K)	Scalar	$\mathbb{R}^3 \rightarrow \mathbb{R}$
Signed distance field (SDF)	Signed distance	Scalar	$\mathbb{R}^3 \rightarrow \mathbb{R}$
Occupancy field	Occupancy	Scalar	$\mathbb{R}^3 \rightarrow \mathbb{R}$

¹ Streamlines are a family of curves whose tangent vectors constitute the velocity vector field of the flow. Streamlines differ over time when the flow of a fluid changes. The flow velocity vector field itself shows the direction in which a massless fluid element will travel at any spatial coordinate in time, and therefore describes and characterizes a fluid.