

Separating bichromatic point sets in the plane by restricted orientation convex hulls*

Carlos Alegría 

Dipartimento di Ingegneria, Università Roma Tre
carlos.alegria@uniroma3.it

David Orden 

Departamento de Física y Matemáticas, Universidad de Alcalá, Spain
david.orden@uah.es

Carlos Seara 

Departament de Matemàtiques, Universitat Politècnica de Catalunya, Spain
carlos.seara@upc.edu

Jorge Urrutia 

Instituto de Matemáticas, Universidad Nacional Autónoma de México
urrutia@matem.unam.mx

Abstract

We explore the separability of point sets in the plane by a *restricted-orientation convex hull*, which is an orientation-dependent, possibly disconnected, and non-convex enclosing shape that generalizes the convex hull. Let R and B be two disjoint sets of red and blue points in the plane, and \mathcal{O} be a set of $k \geq 2$ lines passing through the origin. We study the problem of computing the set of orientations of the lines of \mathcal{O} for which the \mathcal{O} -convex hull of R contains no points of B .

For $k = 2$ orthogonal lines we have the *rectilinear convex hull*. In optimal $O(n \log n)$ time and $O(n)$ space, $n = |R| + |B|$, we compute the set of rotation angles such that, after simultaneously rotating the lines of \mathcal{O} around the origin in the same direction, the rectilinear convex hull of R contains no points of B . We generalize this result to the case where \mathcal{O} is formed by $k \geq 2$ lines with arbitrary orientations. In the counter-clockwise circular order of the lines of \mathcal{O} , let α_i be the angle required to clockwise rotate the i th line so it coincides with its successor. We solve the problem in this case in $O(1/\Theta \cdot N \log N)$ time and $O(1/\Theta \cdot N)$ space, where $\Theta = \min\{\alpha_1, \dots, \alpha_k\}$ and $N = \max\{k, |R| + |B|\}$. We finally consider the case in which \mathcal{O} is formed by $k = 2$ lines, one of the lines is fixed, and the second line rotates by an angle that goes from 0 to π . We show that this last case can also be solved in optimal $O(n \log n)$ time and $O(n)$ space, where $n = |R| + |B|$.

2012 ACM Subject Classification Theory of computation \rightarrow Computational geometry

Keywords and phrases Restricted orientation convex hulls, Bichromatic separability

Funding *Carlos Alegría*: Research supported by MIUR Proj. “AHeAD” n° 20174LF3T8.

David Orden: Research supported by Project PID2019-104129GB-I00 / AEI / 10.13039/501100011033 of the Spanish Ministry of Science and Innovation.

Carlos Seara: Research supported by Project PID2019-104129GB-I00 / AEI / 10.13039/501100011033 of the Spanish Ministry of Science and Innovation.

Jorge Urrutia: Research supported in part by SEP-CONACYT 80268, PAPIIT IN102117 Programa de Apoyo a la Investigación e Innovación Tecnológica UNAM.

* A preliminary version of this paper was presented at the XVIII Spanish Meeting on Computational Geometry (EGC2019) [4].



This project has received funding from the European Union’s Horizon 2020 research and innovation programme under the Marie Skłodowska-Curie grant agreement No 734922.

1 Introduction

A classic topic in computational geometry is designing efficient algorithms to separate sets of red and blue points. Several separability criteria have been considered in the literature, as well as separators of different complexities. Well-known constant-complexity separators include a line or a hyperplane [10, 25, 28, 32], a wedge or a double-wedge [1, 3, 26, 27, 44], a circle [7, 8, 16, 37], and one or two boxes [2, 17, 33, 50]. Typical separators of linear complexity include different types of polygonal chains (e.g. monotone or with alternating constant turn) [26, 39], different types of enclosing shapes (e.g. a polygon or a non-traditional convex hull) [5, 20], and sets of geometric objects of the same type, such as a hyperplanes [35] and triangles [34]. These choices of separators have been used not only on points, but also on segments, circles, simple polygons, etc.

Separability problems are closely related to clustering applications, where separating/discriminating is a necessary task. Consider for example a damaged region modeled by a set of points that needs to be separated from the rest. In this context, we want to extract the region with minimum area bounded by an enclosing shape that is easy to cut and compute; see [5, 6, 12, 15, 21, 22, 49] for references on these types of shapes.

In this paper we extend the previous work on separability of two-colored point sets in the Euclidean plane. Let P be a finite set of points. The convex hull of P , that we denote with $\mathcal{CH}(P)$, is the closed region obtained by removing from the plane all the open halfplanes which are empty of points of P . We explore the separability by orientation-dependent, possibly disconnected, and non-convex enclosing shapes that generalize this definition by using open wedges instead of open halfplanes. We first study the *rectilinear convex hull*. The rectilinear convex hull of P , that we denote with $\mathcal{RH}(P)$, is the closed region obtained by removing from the plane all the open axis-aligned wedges of aperture angle $\frac{\pi}{2}$, which are empty of points of P (see Section 2 for a formal definition). Observe in Figure 1 that $\mathcal{RH}(P)$ might be a simply connected set, yielding an intuitive and appealing structure. However, in other cases $\mathcal{RH}(P)$ can have several connected components, some of which might be single points of P .

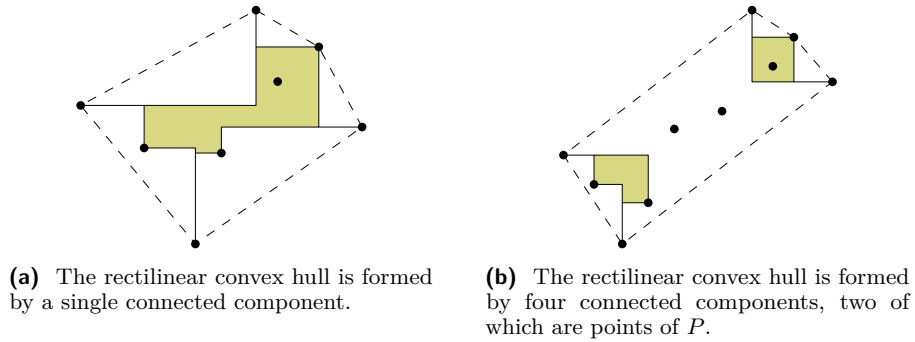
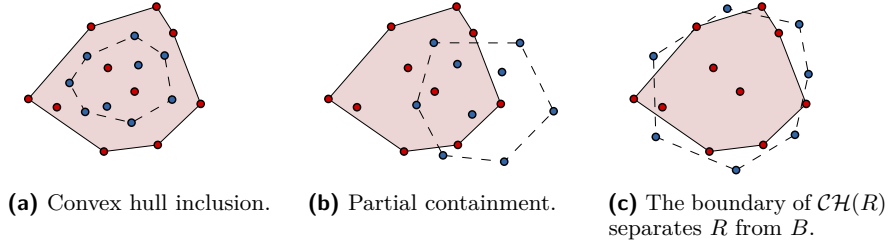


Figure 1 The rectilinear convex hull of a finite point set P . The (standard) convex hull of P is shown in dashed lines.

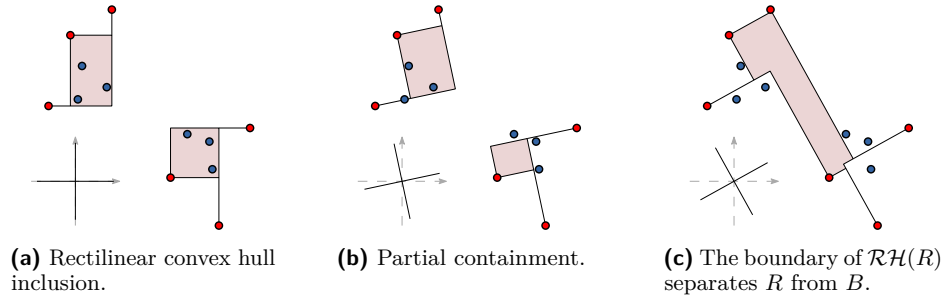
The rectilinear convex hull introduces two important differences with respect to the convex hull. On one hand we have that $\mathcal{RH}(P) \subset \mathcal{CH}(P)$ [40, Theorem 4.7], a property that provides more flexibility to better classify a subset of points. On the other hand we have that $\mathcal{RH}(P)$ is orientation-dependent, which introduces the orientation of the empty wedges as a search space for several optimization criteria; e.g., minimum area or boundary points. To illustrate these differences, consider two disjoint sets R and B of red and blue points in

the plane. Using the standard convex hull, the relative positions of R and B may lead to situations as in Figure 2.



■ **Figure 2** Relative positions of B and $\mathcal{CH}(R)$. The hull $\mathcal{CH}(B)$ is shown in dashed lines.

Using instead the rectilinear convex hull with an arbitrary orientation, we can achieve further goals such as completely separating R and B , or minimizing the number of *misclassified points*; i.e., points of one color inside the hull of the other color. See Figure 3.



■ **Figure 3** Relative position of B and $\mathcal{RH}(R)$. The orientation of the coordinate axis is shown in the bottom left corner.

The main contribution of this paper is a time-optimal algorithm to compute a rectilinear convex hull with arbitrary orientation that is *monochromatic*, i.e., that has no misclassified points. We also provide similar results for generalizations of the rectilinear convex hull that stem from a variation of convexity known as *restricted orientation convexity* [21, 41] or \mathcal{O} -convexity¹. As we show, despite the separability problem seems harder in the context of \mathcal{O} -convexity than for standard convexity, under certain assumptions both cases can be solved within the same time and space complexities.

1.1 Background and related work

Restricted-orientation convexity in the Euclidean plane is a generalization of orthogonal convexity, and at the same time a restriction of standard convexity. The *orientation* of a line is the smallest of the two possible angles it makes with the X^+ positive semiaxis. A *set of orientations* \mathcal{O} is a set of lines with different orientations passing through some fixed point. A region of the plane is called \mathcal{O} -convex if its intersection with any line parallel to a line of \mathcal{O} is either empty, a point, or a line segment. Since this notion of convexity was defined in the early eighties, several results of topological and combinatorial flavors can be found in

¹ In the literature, \mathcal{O} -convexity is also known as *D-convexity* [43], *directional convexity* [22], and *set-theoretical D-convexity* [23].

the literature, as well as computational problems that are usually adaptations of well-known problems related to standard convexity [21, 31].

The \mathcal{O} -convex hull of a finite point set is an \mathcal{O} -convex superset of such point set that generalizes both the standard and the rectilinear convex hull; refer to Section 3.1 for a formal definition. The \mathcal{O} -convex hull is relevant for research fields that require restricted-orientation enclosing shapes [18]. In the particular case where \mathcal{O} is formed by two orthogonal lines, \mathcal{O} -convexity is known as *orthogonal convexity*² and the \mathcal{O} -convex hull is known as the rectilinear convex hull. The rectilinear convex hull has been extensively studied in the context of fields as diverse as polyhedra reconstruction [14], facility location [47], and geometric optimization [19]; as well as in practical research fields such as pattern recognition [29], shape analysis [15], and VLSI circuit layout design [48].

As far as we are aware, there are no previous results on the problem of separating bichromatic point sets by an \mathcal{O} -convex hull while the orientations of the lines of \mathcal{O} are changing. Nevertheless, if the lines are fixed, then the problem can be trivially solved by combining the algorithm from Alegría et al. [6] to compute the \mathcal{O} -convex hull of a finite set of n points in $O(n \log n)$ time, and a straightforward extension of the so-called *staircase structure* used to store the vertices of the rectilinear convex hull [40, Section 4.1.3]. With this approach we obtain an $O(n \log n)$ time and $O(n)$ space algorithm to decide if there is a monochromatic \mathcal{O} -convex hull for any fixed orientations of the lines of \mathcal{O} .

The problem of separating a bichromatic point set using an \mathcal{O} -convex separator has already been studied for the particular case of orthogonal convexity. In this case the problem consists in computing, if any, an orthogonally-convex geometric separator for R and B among all possible orientations of the coordinate axes. The most popular separator is the axis-aligned rectangle. For $n = |R| + |B|$, an arbitrarily-oriented separating rectangle can be found in $O(n \log n)$ time and $O(n)$ space [49]. Several variations have also been solved including separability by two disjoint rectangles [33], bichromatic sets of imprecise points [46], maximizing the area of the separating rectangle [2, 9], and an extension where the separator is a box in three dimensions [28]. Along with the axis-aligned rectangle, two more ortho-convex separators can be found in the literature. In [45] the authors use as separator an axis-aligned L -shaped region and solve the problem in $O(n^2)$ time. In [39] the authors use as separator an alternating orthogonal polygonal chain, and also solve the problem in $O(n^2)$ time.

Our separability problem can also be considered as an instance of a general class of problems which consist in computing the orientations where an orientation-dependent geometric object satisfies some optimization criteria. Our problem can then be stated as the problem of computing the orientations of the lines of \mathcal{O} for which the \mathcal{O} -convex hull of R has the minimum number of misclassified points. If such a number is different from zero, then the given point sets cannot be separated by the particular \mathcal{O} -convex hull. In this context, the \mathcal{O} -convex hull is called a *weak separator* for R and B . The concept of weak separability was introduced by Houle [24, 25]. Separability results in this direction have been explored using \mathcal{O} -convex separators such as hyperplanes, strips, and rectangles [10, 17, 25, 30].

Besides geometric separability, other similar types of problems can also be found in the literature. Given a set P of n points in the plane, in [6] the authors compute the angle by which the lines of \mathcal{O} have to be simultaneously rotated around the origin for the \mathcal{O} -convex hull of P to have minimum area. A similar problem is solved in [5], where the authors compute the values of β for which the \mathcal{O}_β -convex hull of P has maximum area, among other optimization criteria (refer to Section 3.2 for a formal definition of the \mathcal{O}_β -convex hull). More

² In the literature, orthogonal convexity is also known as *ortho-convexity* [42] or *x-y convexity* [36].

recently, in [13] the authors solved the problem of computing the set of empty squares with arbitrary orientations among a set of points. From this result they derive an algorithm to compute the square annulus with arbitrary orientation of optimal width or area that encloses P , among other algorithmic results.

1.2 Results

In this paper we contribute with the following results:

- An optimal $O(n \log n)$ time and $O(n)$ space algorithm to compute a monochromatic rectilinear convex hull with arbitrary orientation, where $n = |R| + |B|$.
- An algorithm to compute a monochromatic \mathcal{O} -convex hull with arbitrary orientation for a set \mathcal{O} of $k \geq 2$ lines. In the counter-clockwise circular order of the lines of \mathcal{O} , let α_i be the angle required to clockwise rotate the i th line around the origin so it coincides with its successor. The algorithm runs in $O(1/\Theta \cdot N \log N)$ time and $O(1/\Theta \cdot N)$ space, where $\Theta = \min\{\alpha_1, \dots, \alpha_k\}$ and $N = \max\{k, |R| + |B|\}$.
- An optimal $O(n \log n)$ time and $O(n)$ space algorithm to compute the values of β for which there is a monochromatic \mathcal{O}_β -convex hull.
- In all the cases, if there is no orientation of separability, the algorithms can be easily adapted to compute the hull that minimizes the number of misclassified points.

1.3 Adopted conventions

Throughout the rest of the paper, we denote with R and B two disjoint sets of red and blue points in the plane and denote $n = |R| + |B|$. For the sake of simplicity, we assume that the set $R \cup B$ contains no three points on a line. Regarding the set of orientations, we assume for the sake of simplicity that all the lines of \mathcal{O} have different orientations and pass through the origin. We also assume that \mathcal{O} contains a finite number of lines, and denote $k = |\mathcal{O}|$. We remark that sets of orientations with an infinite number of lines have been considered in the literature [21, 41]. Finally, in our algorithms we adopt the real RAM model of computation [40], which is customary in computational geometry and allows us to perform standard arithmetic and trigonometric operations in constant time.

1.4 Outline of the paper

In Section 2 we solve the separability problem using a rectilinear convex hull with arbitrary orientation. In Section 3 we solve the separability problem using an \mathcal{O}_β -convex hull, and an \mathcal{O} -convex hull with arbitrary orientation where the set \mathcal{O} contains $k \geq 2$ lines. Finally, we dedicate Section 4 to prove lower bounds.

2 The rectilinear convex hull

In this section we solve the following problem.

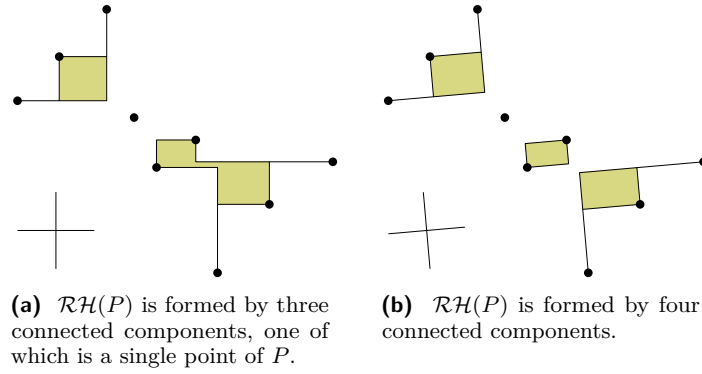
► **Problem 1.** Given a set of orientations \mathcal{O} formed by $k = 2$ orthogonal lines, compute the set of rotation angles for which the lines of \mathcal{O} have to be simultaneously rotated around the origin in the counterclockwise direction, so the rectilinear convex hull of R contains no points of B .

We start with a formal definition of the rectilinear convex hull. For the sake of completeness, we also briefly describe the properties of the rectilinear convex hull that are relevant to solve Problem 1. More details on these and other properties can be found in [21, 38].

Let ρ_1 and ρ_2 be two rays leaving a point $x \in \mathbb{R}^2$ such that, after rotating ρ_1 around x by an angle of $\theta \in [0, 2\pi)$, we obtain ρ_2 . We refer to the two open regions in the set $\mathbb{R}^2 \setminus (\rho_1 \cup \rho_2)$ as *wedges*. We say that both wedges have vertex x and sizes θ and $2\pi - \theta$, respectively. Throughout this section assume that the orientation set \mathcal{O} is formed by two orthogonal lines. A *quadrant* is a wedge of size $\frac{\pi}{2}$ whose rays are parallel to the lines of \mathcal{O} . Let P denote a finite set of points in the plane. We say a region of the plane is *free of points of P* , or *P -free* for short, if there are no points of P in its interior. The *rectilinear convex hull* of P , denoted with $\mathcal{RH}(P)$, is the set

$$\mathcal{RH}(P) = \mathbb{R}^2 \setminus \bigcup_{q \in \mathcal{Q}} q,$$

where \mathcal{Q} denotes the set of all P -free quadrants of the plane. See Figure 4.



■ **Figure 4** A finite point set P and $\mathcal{RH}(P)$ for two different rotation angles of the lines of \mathcal{O} .

Note that $\mathcal{RH}(P)$ is not convex if at least one edge of the standard convex hull of P is not parallel to a line of \mathcal{O} . Moreover, $\mathcal{RH}(P)$ may be disconnected. Each connected component is either a single point of P , or a closed orthogonal polygon whose edges are parallel to a line of \mathcal{O} . The rectilinear convex hull has also at most four “degenerate edges”, which are orthogonal polygonal chains connecting either two extremal vertices, or a connected component to an extremal vertex. Of special relevance is the property we call *orientation dependency*: except for some particular cases, like rotating the orientations by $\frac{\pi}{2}$, the $\mathcal{RH}(P)$ at different orientations of the lines of \mathcal{O} are non-congruent to each other.

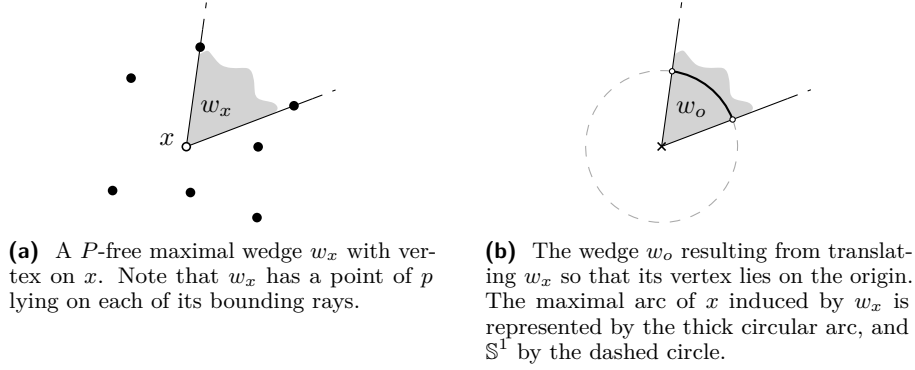
Let \mathcal{O}_θ denote the set of lines obtained after simultaneously rotating the lines of \mathcal{O} around the origin in the counter-clockwise direction by an angle of θ . We denote with $\mathcal{RH}_\theta(P)$ the rectilinear convex hull of P computed with respect to \mathcal{O}_θ . We solve Problem 1 by describing an algorithm to compute the (possibly empty) set of angular intervals of θ for which $\mathcal{RH}_\theta(R)$ is B -free. Note that we are considering strict containment, so a blue point lying on the boundary of $\mathcal{RH}_\theta(R)$ is not contained in $\mathcal{RH}_\theta(R)$. Our algorithm runs in $O(n \log n)$ time and $O(n)$ space. These are the same complexities required to compute the rectilinear convex hull of a set of n points for a fixed orientation of the lines of \mathcal{O} [38].

2.1 Maximal wedges and maximal arcs

Before describing our algorithm, we need some auxiliary results. We start with the following proposition, which derives directly from the definition of the rectilinear convex hull.

► **Proposition 1.** *A point $x \in \mathbb{R}^2$ is contained in $\mathcal{RH}_\theta(P)$ if, and only if, every quadrant with vertex on x contains at least one point of P .*

Let w_x be a P -free wedge with vertex at a point $x \in \mathbb{R}^2$. We say that w_x is *maximal*, if no other P -free wedge with vertex on x intersects w_x . Assume that w_x is maximal. Let w_o be the wedge resulting from translating w_x so that its vertex lies on the origin. The *maximal arc* of x induced by w_x is the circular arc that results from the intersection of w_o and \mathbb{S}^1 (the unit circle centered at the origin). Note that, since wedges (and hence, quadrants) are open regions, Proposition 1 excludes points on the boundary of $\mathcal{RH}_\theta(P)$, and the endpoints of a maximal arc do not belong to the maximal arc itself. See Figure 5.



■ **Figure 5** A maximal arc of a point $x \in \mathbb{R}^2$.

A maximal arc is *feasible* if it is induced by a maximal wedge with size at least $\frac{\pi}{2}$. Hereafter, we consider \mathcal{O}_θ to be not only a set of two orthogonal lines, but also the set of four rays in which the orthogonal lines are split by the origin.

► **Lemma 2.** *For any fixed value of θ , a point $x \in \mathbb{R}^2$ is contained in $\mathcal{RH}_\theta(P)$ if, and only if, every feasible maximal arc of x is intersected by a single ray of \mathcal{O}_θ .*

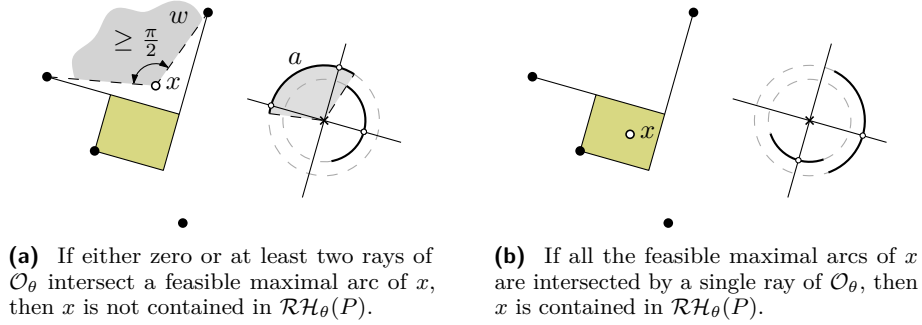
Proof. We show that every quadrant with vertex on x contains at least one point of P if, and only if, every feasible maximal arc of x is intersected by a single ray of \mathcal{O}_θ . The lemma follows from this fact and Proposition 1. In the following, we assume without loss of generality that $\theta = 0$ and x lies on the origin, so the lines of \mathcal{O}_θ coincide with the coordinate axes and every quadrant with vertex on x is bounded by two coordinate semi-axes.

(\Rightarrow) Using Proposition 1, assume that every quadrant with vertex on x contains at least one point of P . We show that every feasible maximal arc of x is intersected by a single ray of \mathcal{O}_θ . Let w be a maximal wedge with vertex at x and size at least $\frac{\pi}{2}$, and let a be the feasible maximal arc of x induced by w . Since the size of w is at least $\frac{\pi}{2}$, then w contains at least one coordinate semi-axis. On the other hand, w cannot contain two coordinate semi-axes, since otherwise w would contain a P -free quadrant. This would be a contradiction, since we assumed that every quadrant with vertex on x contains at least one point of P . Hence w contains exactly one coordinate semi-axis, and thus, a is intersected by a single ray of \mathcal{O}_θ .

(\Leftarrow) Assume that every feasible maximal arc of x is intersected by a single ray of \mathcal{O}_θ . We show that every quadrant with vertex on x contains at least one point of P , which is enough by Proposition 1. For the sake of contradiction, suppose there is a P -free quadrant q with vertex on x . Then there is a maximal wedge w with vertex on x that contains q . Since wedges are open regions, if the size of w is equal to $\frac{\pi}{2}$ then w contains no coordinate semi-axis, and thus, it induces a feasible maximal arc intersected by no ray of \mathcal{O}_θ . On the other hand, if the size of w is greater than $\frac{\pi}{2}$, then w contains at least two coordinate semi-axes, and thus, it induces a feasible maximal arc of x intersected by at least two rays of \mathcal{O}_θ . Either case is

a contradiction, since we assumed that every feasible maximal arc of x is intersected by a single ray of \mathcal{O}_θ . \blacktriangleleft

An illustration of Lemma 2 is shown in Figure 6. In the figure we can see a set P of four points, $\mathcal{RH}_\theta(P)$, a point $x \in \mathbb{R}^2$, the feasible maximal arcs of x , and the lines of \mathcal{O}_θ . The maximal arcs are drawn with thick circular arcs. Instead of drawing the arcs on a single circle representing \mathbb{S}^1 , we draw them separately on concentric circles for the sake of clarity. In Figure 6(a) the point x is not contained in $\mathcal{RH}_\theta(P)$; hence, there is at least one feasible maximal arc of x that is not intersected by a single ray of \mathcal{O}_θ . Note that the maximal wedge w induces a feasible maximal arc a that is intersected by two rays of \mathcal{O}_θ . In Figure 6(b) the point x is contained in $\mathcal{RH}_\theta(P)$; hence, all the feasible maximal arcs of x are intersected by a single ray of \mathcal{O}_θ .



■ **Figure 6** Containment of a point $x \in \mathbb{R}^2$ in $\mathcal{RH}_\theta(P)$.

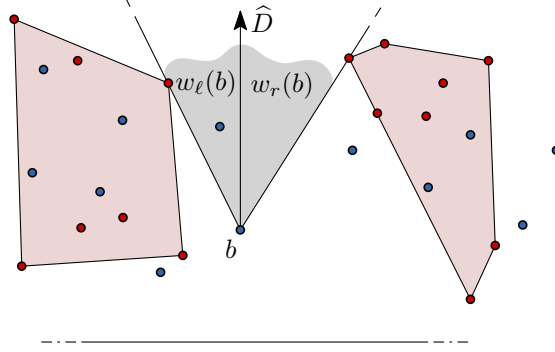
The adaptation of Lemma 2 to a bichromatic setting is straightforward. A *blue maximal wedge* is an R -free maximal wedge with vertex on a blue point. A *blue maximal arc* is a maximal arc induced by a blue maximal wedge. A blue maximal arc is *feasible* if it is induced by a blue maximal wedge with size at least $\frac{\pi}{2}$.

► **Lemma 3.** *A blue point $b \in B$ is contained in $\mathcal{RH}_\theta(R)$ if, and only if, every blue maximal arc of b that is feasible is intersected by a single ray of \mathcal{O}_θ .*

Let \hat{D} be a direction in \mathbb{S}^1 and let w be a P -free maximal wedge with vertex on a point $x \in \mathbb{R}^2$. We say that w is *constrained to \hat{D}* if w contains the ray leaving x with direction \hat{D} . We compute the set of blue maximal arcs that are feasible by means of a procedure to compute the set of blue maximal wedges constrained to a given direction. This procedure is an adaptation for bichromatic point sets of the *restricted unoriented maximum* approach from Avis et al. [11]. Given a set P of n points in the plane and an angle $\Theta \geq \pi/2$, the authors compute, in $O(n \log n)$ time and $O(n)$ space, the set of P -free wedges with size at least Θ and vertex on a point of P .

The adapted procedure is as follows. Let \hat{D} denote the direction given as input. Without loss of generality, assume that \hat{D} is equal to the Y^+ semiaxis. We first sort the points of the set $R \cup B$ in a direction orthogonal to \hat{D} (along the X axis in our assumption). We then perform two sweeps on the sorted set of points. In the first sweep we traverse the points from left to right. A red point is processed using an on-line algorithm to construct the convex hull of the red visited points, one point at a time. To process a blue point b , we compute the R -free wedge with vertex on b that is bounded by a ray leaving b with direction \hat{D} , and the tangent from b to the red convex hull. In the second sweep we traverse the sorted set of points from right to left and process points in a symmetric way. Let $w_l(b)$ and $w_r(b)$ denote,

respectively, the R -free wedges obtained after processing a blue point b in the sweeps from left-to-right and from right-to-left. After performing both sweeps, we report $w_l(b) \cup w_r(b)$ as a blue maximal wedge constrained to \hat{D} , for all $b \in B$. See Figure 7.



■ **Figure 7** The R -free maximal wedge with vertex on b constrained to \hat{D} .

In the procedure described above, we first sort the points in the direction orthogonal to \hat{D} in $O(n \log n)$ time. Using standard techniques [40], during each sweep we process a point in $O(\log |R|) = O(\log n)$ time: If a red point, we are updating the convex hull of a point set by inserting a new point. If a blue point, we are computing the tangent from a point to a convex polygon described by the sorted list of its vertices. Since each blue point is the vertex of a single R -free maximal wedge constrained to \hat{D} , the whole procedure takes $O(n \log n)$ time and $O(n)$ space. We obtain the following lemma.

► **Lemma 4.** *Given a direction \hat{D} in \mathbb{S}^1 and two disjoint sets R and B of red and blue points in the plane, the set of $|B|$ blue maximal wedges constrained to \hat{D} can be computed in $O(n \log n)$ time and $O(n)$ space, where $n = |R| + |B|$.*

And we obtain the following result.

► **Lemma 5.** *There are $O(n)$ blue maximal arcs that are feasible. The set of blue maximal arcs that are feasible can be computed in $O(n \log n)$ time and $O(n)$ space, where $n = |R| + |B|$.*

Proof. A maximal arc is induced by a blue maximal wedge with size at least $\frac{\pi}{2}$. Since a blue point is the vertex of at most four of such wedges, then each blue point has at most four blue maximal arcs that are feasible. Hence, there are $O(|B|) = O(n)$ arcs.

We compute the set of blue maximal arcs that are feasible as follows. Note that a maximal wedge with size at least $\frac{\pi}{2}$ is constrained to one of the X^+ , X^- , Y^+ , or Y^- coordinate semiaxis. In $O(n \log n)$ time and $O(n)$ space, we compute the set of blue maximal wedges constrained to each coordinate semiaxis, by means of the algorithm used to prove Lemma 4. Then, we traverse the resulting set of $O(|B|) = O(n)$ blue maximal wedges, and keep those with size at least $\frac{\pi}{2}$. Finally, we transform each maximal wedge into a maximal arc in $O(1)$ time per wedge. Since the most expensive step is the computation of the set of blue maximal wedges, the whole procedure takes $O(n \log n)$ time and $O(n)$ space. ◀

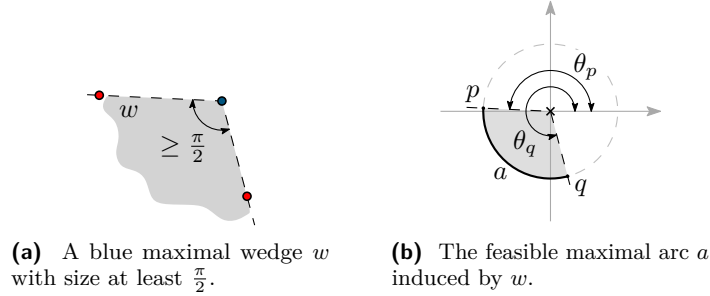
2.2 The algorithm

We are now ready to describe the algorithm to compute the set of angular intervals of $\theta \in (0, 2\pi]$ for which $\mathcal{RH}_\theta(R)$ is B -free. Our strategy is to perform an angular sweep on the set of blue maximal arcs that are feasible, while we maintain the set B_θ of blue points in

the interior of $\mathcal{RH}_\theta(R)$. To perform the angular sweep we increment θ from 0 to $\pi/2$, so the four rays of \mathcal{O}_θ sweep all the directions of \mathbb{S}^1 . By Lemma 3, for a particular value of θ during the sweep process, a blue point b is contained in B_θ if all the blue maximal arcs of b that are feasible are intersected by a single ray of \mathcal{O}_θ . Hence, B_θ only changes at the values of θ where a ray of \mathcal{O}_θ passes over an endpoint of a maximal arc. We call these rotation angles *intersection events*. By means of a set of $|B|$ auxiliary variables, we update B_θ at each intersection event in constant time. The algorithm is described in detail next.

Step 1. Computing the set of feasible maximal arcs. The first step of the algorithm is to compute the set \mathcal{A} of $O(|B|) = O(n)$ blue maximal arcs that are feasible. We compute this set by means of the procedure used to prove Lemma 5. Hence, this step takes $O(n \log n)$ time and $O(n)$ space.

Step 2. Computing the list of intersection events. The second step is to transform the set of blue maximal arcs that are feasible into a sorted circular list \mathcal{L} of intersection events. Since intersection events are given by the endpoints of maximal arcs, each maximal arc is transformed into two intersection events, hence there are $O(|B|) = O(n)$ intersection events. Let a be a blue maximal arc that is feasible, and let p and q be the endpoints of a . We transform a into a pair of intersection events by computing, in $O(1)$ time, the directions in \mathbb{S}^1 of the rays leaving the origin that pass through p and q , see Figure 8. We can thus transform the set of blue maximal arcs that are feasible into the set of intersection events in $O(n)$ time. We store the set of $O(n)$ intersection events in \mathcal{L} , sorted as the endpoints of the maximal arcs appear while traversing \mathbb{S}^1 in the counter-clockwise direction. Since the most expensive task is to sort the set of intersection events, this step takes $O(n \log n)$ time and $O(n)$ space.

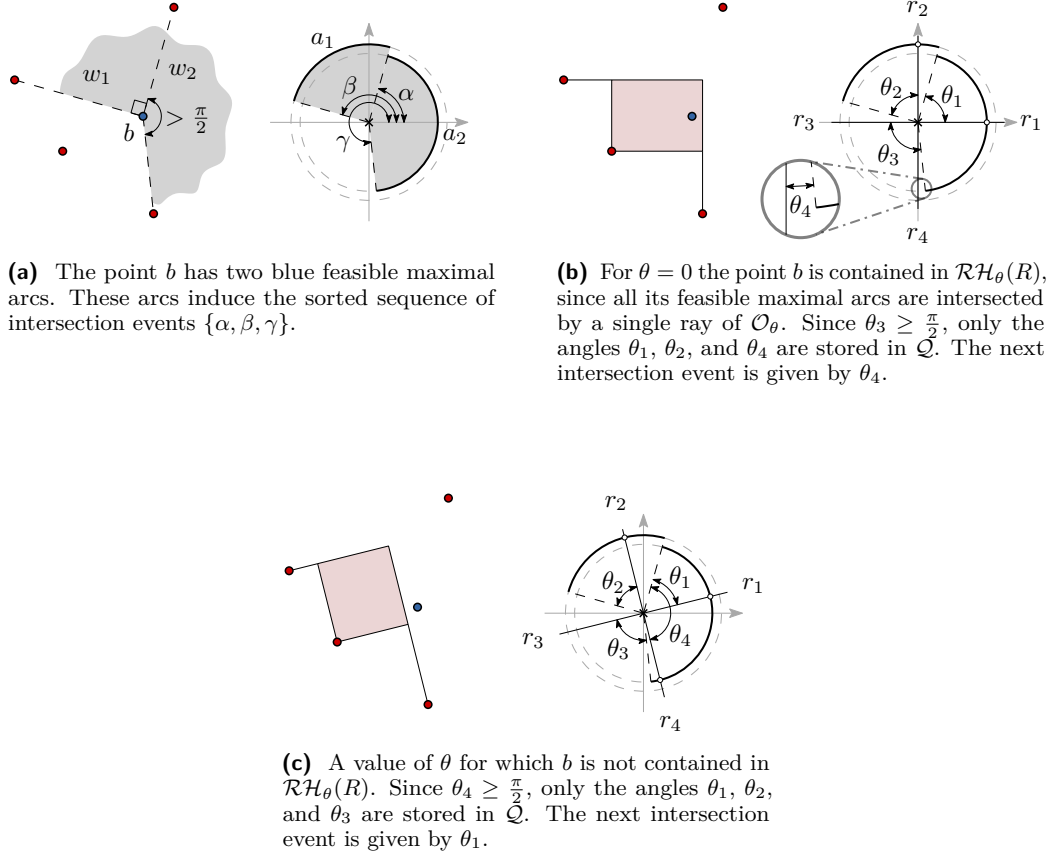


■ **Figure 8** The endpoints p and q of a can be transformed in $O(1)$ time into two intersection events θ_p and θ_q , respectively.

Step 3. Performing the angular sweep. The final step is to perform an angular sweep on the set of blue maximal arcs that are feasible. Let $b_1, \dots, b_{|B|}$ be the set of blue points labeled with no particular order. Let N_i , $0 \leq N_i \leq 4$, denote the number of blue maximal arcs of the point b_i that are feasible, and let n_i , $0 \leq n_i \leq N_i$, denote the number of blue maximal arcs of b_i that are intersected by a single ray of \mathcal{O}_θ . We use an array of $|B|$ Boolean flags to represent if a blue point belongs to B_θ , so the status of a blue point can be changed in $O(1)$ time. Following the condition from Lemma 3, we set the i -th flag of the array to **True** if $n_i = N_i$ (b_i belongs to B_θ), and to **False** if $n_i < N_i$ (b_i does not belong to B_θ).

To process intersection events during the angular sweep we use the following auxiliary structures. For each blue maximal arc a that is feasible, we define a variable $\rho(a)$ that contains the number of rays of \mathcal{O}_θ currently intersecting a . We use a min-priority queue \mathcal{Q} to

predict the next intersection event, among the events induced by all the blue maximal arcs. Let r_1, \dots, r_4 be the rays of \mathcal{O}_θ sorted in counter-clockwise circular order around the origin, and let θ_i be the smallest rotation angle for which r_i passes over an endpoint of a maximal arc. The queue contains the angles $\theta_1, \dots, \theta_4$ that are less than $\frac{\pi}{2}$. The next intersection event is thus given by the minimum element in \mathcal{Q} . Since \mathcal{Q} contains at most four elements, both update and query operations on \mathcal{Q} take $O(1)$ time. See Figure 9.



■ **Figure 9** Illustration of the angular sweep. For the sake of clarity, we consider a set B with a single blue point b .

We now describe how to perform the angular sweep. First, we initialize the auxiliary data structures described above at an initial value of θ , say $\theta = 0$. Consider the four rays of \mathcal{O}_θ sorted in counter-clockwise circular order around the origin. We first merge, in $O(n)$ time, the angles in \mathcal{L} with the orientation angles given by the sorted set of rays of \mathcal{O}_θ . After merging, we can say which blue maximal arcs are intersected by each ray of \mathcal{O}_θ , as well as the smallest rotation angle for which each ray of \mathcal{O}_θ passes over the endpoint of a maximal arc. Using this information, in $O(n)$ time we compute the values of the variables n_i , $1 \leq i \leq |B|$, and $\rho(a)$ for all $a \in \mathcal{A}$, and initialize the set of $|B|$ Boolean flags we use to represent B_θ . We finally initialize \mathcal{Q} in $O(1)$ time. Hence, the whole initialization step takes $O(n)$ time.

We perform the angular sweep by incrementing θ from 0 to $\pi/2$. The next intersection event is obtained by extracting the minimum angle from \mathcal{Q} . Consider an intersection event θ

for which a ray $r \in \mathcal{O}_\theta$ is passing over the endpoint of a maximal arc a of a blue point b_i . We process the event as follows:

- If r starts intersecting a , then we increase $\rho(a)$ by one. If, instead, r stops intersecting a , then we decrease $\rho(a)$ by one.
- If $\rho(a)$ was changed, then we update n_i . If $\rho(a)$ is equal to one, then we increase n_i by one. If $\rho(a)$ is instead different from one, then we decrease n_i by one.
- If n_i was changed, then we update the Boolean flags that represent B_θ . If $n_i = N_i$, then we set the i -th flag of B_θ to **True**. If instead $n_i < N_i$, then we set the i -th flag to **False**.
- Finally, we obtain from \mathcal{L} the successor θ' of θ , and insert the angle $\theta' - \theta$ into \mathcal{Q} .

► **Lemma 6.** *The set B_θ can be computed and maintained while θ is increased from 0 to $\pi/2$ in $O(n \log n)$ time and $O(n)$ space, where $n = |R| + |B|$.*

Proof. Steps 1 and 2 take $O(n \log n)$ time and $O(n)$ space. Since we have $O(n)$ intersection events and each event is processed in $O(1)$ time, the sweep process of Step 3 takes $O(n)$ time and $O(n)$ space. The lemma follows. ◀

By keeping track of the changes of B_θ we can construct the angular intervals for which all the flags of B_θ are **False**. Hence, from Lemma 6 we obtain the main result of this section.

► **Theorem 7.** *Given two disjoint sets R and B of points in the plane, the (possibly empty) set of angular intervals of $\theta \in [0, 2\pi)$ for which $\mathcal{RH}_\theta(R)$ is B -free (i.e., $\mathcal{RH}_\theta(R)$ is a separator of R and B) can be computed in $O(n \log n)$ time and $O(n)$ space, where $n = |R| + |B|$.*

The algorithm we described to prove Theorem 7 is time-optimal. A proof of the $\Omega(n \log n)$ -time lower bound is presented in Section 4. There are a couple of additional facts worth mentioning. First, the algorithm only computes a set of angular intervals. To actually compute a monochromatic rectilinear convex hull we need to first choose an angle in one of these intervals, and then spend additional $O(n \log n)$ time [6, 19, 38]. Second, the reported angular intervals are maximal in the sense that no two of them intersect each other. The intervals are also open since they are bounded by intersection events and, at such events, a blue point lies on the boundary of some R -free quadrant. Hence, the point lies on the boundary of the rectilinear convex hull of R . Finally, since there is at most one change in B_θ per intersection event and there are $O(n)$ intersection events, then there are $O(n)$ angular intervals of θ where $\mathcal{RH}_\theta(R)$ is B -free. A matching lower bound is achieved by the point set we describe next.

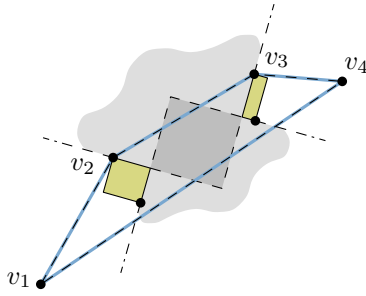
2.3 Lower bound for the number of intervals of separability

In this subsection we describe a bichromatic point set with $\Omega(n)$ angular intervals of θ for which $\mathcal{RH}_\theta(R)$ is B -free. The first ingredient of the construction is the fact that $\mathcal{RH}_\theta(P)$ may be disconnected. As previously mentioned, a connected component is either a single point of P , an orthogonal polygonal chain, or a closed orthogonal polygon. The polygonal chain connects two extremal points of P and contains exactly two segments. The orthogonal polygon may have at most two “degenerate edges” in each direction, which are horizontal or vertical segments connecting its vertices with extremal points of P . The segments of the polygonal chains and the edges of the orthogonal polygons are called the *edges* of $\mathcal{RH}_\theta(P)$. Each edge is contained in a ray of some P -free quadrant. Such a P -free quadrant is said to be *stabbing* P . Note that each of the rays of a P -free quadrant stabbing P contains an edge of $\mathcal{RH}_\theta(P)$. See Figure 10(a).

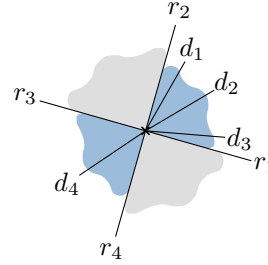
Let r_1, \dots, r_4 be the rays of \mathcal{O}_θ labeled in counter-clockwise circular order around the origin. For the sake of simplicity, in the following we assume an index $i \in \{1, \dots, 4\}$ is such that $i + 4 := i$. Let Q_i denote the quadrant bounded by r_i and r_{i+1} . A Q_i -quadrant is a translation of Q_i . We say that a Q_i -quadrant and a Q_{i+2} -quadrant are *opposite* to each other. The following lemma states the conditions in which $\mathcal{RH}_\theta(P)$ is disconnected. See Figure 10.

► **Lemma 8** (Alegría et al. [6], Lemma 1). *Let i and j , $i \neq j$, be two indices in $\{1, \dots, 4\}$. Let q_i be a Q_i -quadrant and q_j be a Q_j -quadrant. If both q_i and q_j are stabbing P and $q_i \cap q_j \cap \mathcal{CH}(P) \neq \emptyset$, then the following statements hold true:*

- (a) *The quadrants q_i and q_j are opposite to each other, that is $|j - i| = 2$.*
- (b) *For all $k \in \{1, \dots, 4\}$, $k \neq i$, $k \neq j$, every Q_k -quadrant q_k and every Q_{k+2} -quadrant q_{k+2} are such that $q_k \cap q_{k+2} \cap \mathcal{CH}(P) = \emptyset$.*
- (c) *$\mathcal{RH}_\theta(P)$ is disconnected.*



(a) A stabbing Q_2 -quadrant and a stabbing Q_4 -quadrant have a non empty intersection, hence they disconnect $\mathcal{RH}_\theta(P)$. The boundary of $\mathcal{CH}(P)$ is shown in blue. The quadrants are shown in light gray, their bounding rays in dashed lines, and their intersection in dark gray.



(b) The set \mathcal{O}_θ and the directions of the edges of $\mathcal{CH}(P)$; where d_i is the direction of the edge $\overline{v_i v_{i+1}}$. All the directions lie in either Q_1 or Q_3 , hence $\mathcal{RH}_\theta(P)$ is disconnected because of the intersection of Q_2 -quadrants and Q_4 -quadrants.

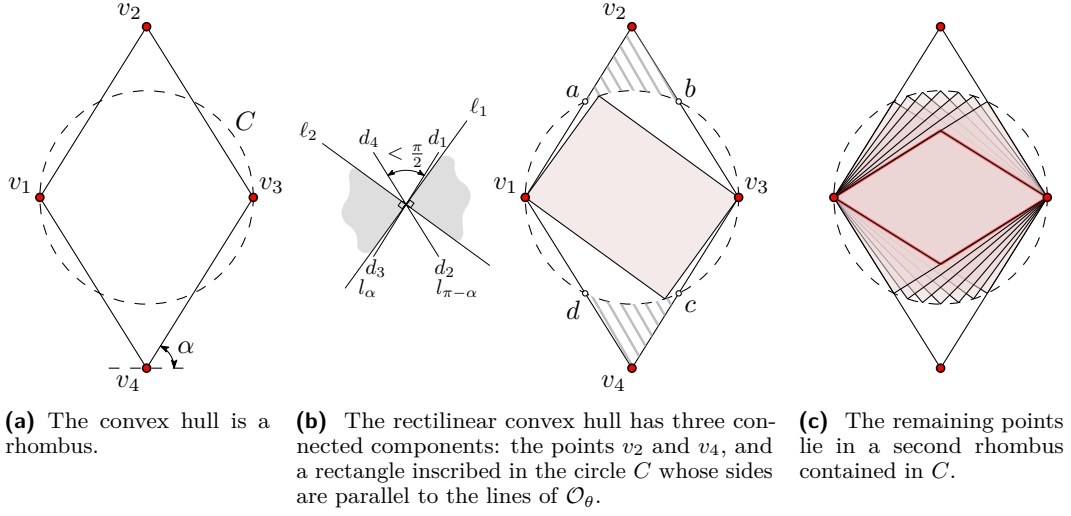
■ **Figure 10** A set P of six points for which $\mathcal{RH}_\theta(P)$ is formed by four connected components (two of which are points of P), and an orientation set \mathcal{O}_θ , both for some value of θ . Figure (a) illustrates Lemma 8, and Figure (b) illustrates Lemma 9.

It is known that $\mathcal{RH}_\theta(P)$ is contained in $\mathcal{CH}(P)$ regardless of the value of θ [40, Theorem 4.7]. Hence, a quadrant stabbing P is necessarily intersecting $\mathcal{CH}(P)$. Let u and v be two vertices of $\mathcal{CH}(P)$ such that u precedes v in the clockwise circular order of the vertices of $\mathcal{CH}(P)$. Let r be the ray leaving u passing through v . The *direction* of the edge \overline{uv} is the translation of r so that u lies on the origin. The following lemma is used in our construction to identify which of the four families of Q_i -quadrants can stab P . Refer again to Figure 10.

► **Lemma 9** (Alegría et al. [6], Observation 2). *If a Q_i -quadrant is stabbing P , then there is at least one edge of $\mathcal{CH}(P)$ whose direction is contained in Q_i .*

We are now ready to describe the construction. The convex hull of R is a rhombus whose diagonals are parallel to the coordinate axes. Let v_1, \dots, v_4 be the vertices of $\mathcal{CH}(R)$ labeled in clockwise circular order starting at the left-most vertex. The vertices v_2 and v_4 lie outside the circle C that has the line segment $\overline{v_1 v_3}$ as diameter; thus, the interior angles of the rhombus at v_2 and v_4 are smaller than $\frac{\pi}{2}$, as well as the orientation α of the line through v_3 and v_4 ; see Figure 11(a).

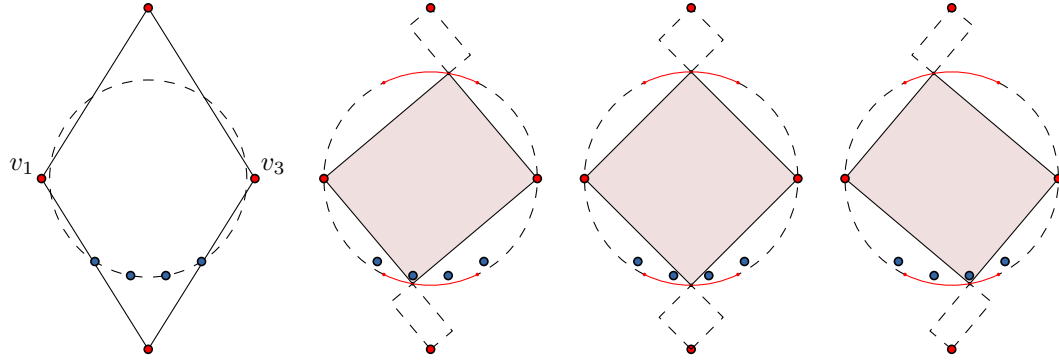
Let d_i be the direction of the edge $\overline{v_i v_{i+1}}$. Let $l_\alpha = d_1 \cup d_3$ and $l_{\pi-\alpha} = d_2 \cup d_4$ be respectively, the lines through the origin with orientations α and $\pi - \alpha$ formed by the



■ **Figure 11** A bichromatic point set with $\Omega(n)$ angular intervals of separability: The set of red points.

orientations of the edges of $\mathcal{CH}(R)$; see Figure 11(b), left. Let ℓ_i denote the line of \mathcal{O}_θ that contains the rays r_i and r_{i+2} . While incrementing θ from 0 to $\frac{\pi}{2}$, the lines of \mathcal{O}_θ counter-clockwise rotate around the origin while the lines ℓ_α and $\ell_{\pi-\alpha}$ remain fixed. The rotation angles that are relevant for the lower bound are those in the interval $\varphi = [\frac{\pi}{2} - \alpha, \alpha]$. At the angle $\theta = \frac{\pi}{2} - \alpha$ the line ℓ_2 coincides with $\ell_{\pi-\alpha}$. At the angle $\theta = \alpha$ the line ℓ_1 coincides with ℓ_α . For any other rotation angle in φ , the directions d_1 and d_4 lie in Q_1 , whereas d_2 and d_3 lie in Q_3 . Hence, by Lemma 9 the set R is stabbed only by Q_2 - and Q_4 -quadrants for all $\theta \in \varphi$. Note that R is stabbed on all the edges of the rhombus, and the vertices of the stabbing quadrants lie on semicircles in the interior of the rhombus whose diameters are the edges of the rhombus. Therefore, every point in the dashed regions lies in the intersection of a stabbing Q_2 -quadrant and a stabbing Q_4 -quadrant. Since these quadrants are opposite to each other, we have by Lemma 8 that $\mathcal{RH}_\theta(\{v_1, \dots, v_4\})$ is disconnected for all $\theta \in \varphi$. As shown in Figure 11(b), right, $\mathcal{RH}_\theta(\{v_1, \dots, v_4\})$ is actually formed by three connected components: the point v_2 , the point v_4 , and a rectangle inscribed in C whose sides are parallel to the lines of \mathcal{O}_θ . By intersecting all such rectangles for all the rotation angles in φ , we obtain the rhombus highlighted in Figure 11(c). Note that any red point lying in this region is contained in $\mathcal{RH}_\theta(R)$ for all $\theta \in \varphi$. Hence, we may add as many red points as desired without affecting the construction.

The set of blue points is shown in Figure 12(a). Let $d(p, q)$ denote the Euclidean distance between two given points p and q . The blue points lie in the interior of $\mathcal{CH}(R)$, on a circle with center on the middle point of the segment $\overline{v_1 v_3}$, and radius $d(v_1, v_3)/2 - \varepsilon$ for $0 < \varepsilon < d(v_1, v_3)/2$. The points are spread so that, at every $\theta \in \varphi$, at most a single blue point is contained in $\mathcal{RH}_\theta(R)$. As shown in Figure 12(b) (see the figures from left to right), while incrementing θ from $\frac{\pi}{2} - \alpha$ to α , two of the vertices of the rectangle inscribed in C remain anchored at the red points, while the other two traverse the red circular arcs in the counter-clockwise direction. Hence $\mathcal{RH}_\theta(B)$ captures one blue point at a time, generating $\Omega(n)$ disjoint angular intervals of separability.



(a) The points lie inside $\mathcal{CH}(R)$, on a circle with center on the middle point of $\overline{v_1v_3}$ and radius $d(v_1, v_3)/2 - \varepsilon$. (b) While incrementing θ from $\frac{\pi}{2} - \alpha$ to α , $\mathcal{RH}_\theta(R)$ captures one blue point at a time. The dashed rectangles are the intersections between the opposite quadrants that disconnect $\mathcal{RH}_\theta(R)$.

■ **Figure 12** A bichromatic point set with $\Omega(n)$ angular intervals of separability: The set of blue points.

2.4 Inclusion detection

An elementary property of the standard convex hull is the following: $\mathcal{CH}(B)$ is in the interior of $\mathcal{CH}(R)$ if all the blue points are in the interior of $\mathcal{CH}(R)$. This property translates to the rectilinear convex hull, regardless of the slopes of the lines of \mathcal{O}_θ , and the connected components of both $\mathcal{RH}_\theta(B)$ and $\mathcal{RH}_\theta(R)$.

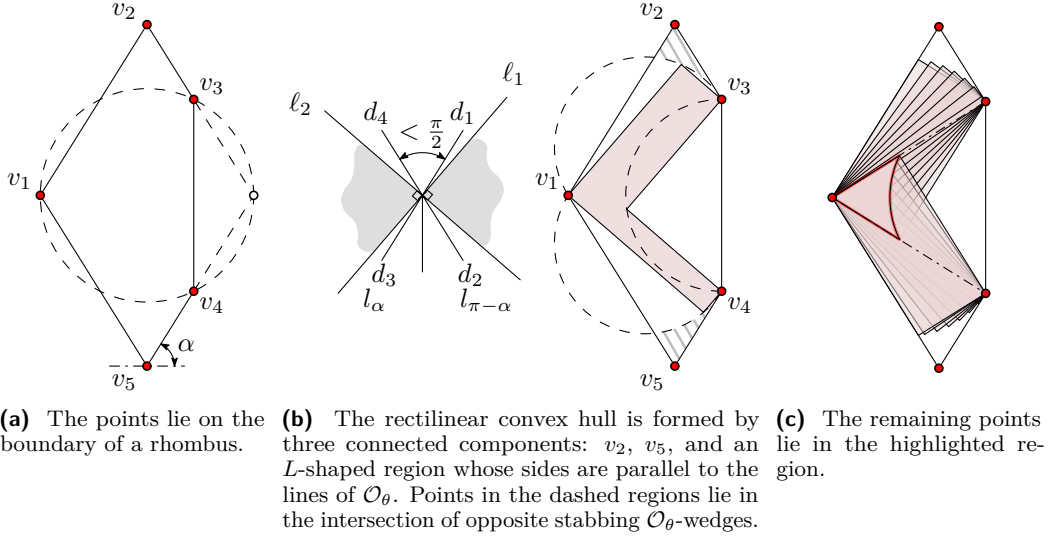
► **Lemma 10.** *If all the points of B are in the interior of $\mathcal{RH}_\theta(R)$, then $\mathcal{RH}_\theta(B)$ is in the interior of $\mathcal{RH}_\theta(R)$.*

Proof. Suppose a fixed value of θ and that all the points of B are in the interior of $\mathcal{RH}_\theta(R)$. Let x be a point in the plane in the interior of $\mathcal{RH}_\theta(B)$. By Proposition 1, every Q_i -quadrant with vertex at x contains at least one blue point. Let w_x be a Q_i -quadrant with vertex at x , and b denote one of the blue points contained in w_x . Let w_b be the Q_i -quadrant resulting from translating w_x so its vertex lies on b . Since we assumed all the blue points being in the interior of $\mathcal{RH}_\theta(R)$, then b is in the interior of $\mathcal{RH}_\theta(R)$ and by Proposition 1, w_b contains at least one red point r . Note that w_x contains r since $w_b \subset w_x$. Thus, every Q_i -quadrant with vertex at a point in the interior of $\mathcal{RH}_\theta(B)$ contains at least one red point. ◀

By Lemma 10, if there is a value of θ for which all the Boolean flags of the set that encodes B_θ are **True**, then $\mathcal{RH}_\theta(B)$ is contained in $\mathcal{RH}_\theta(R)$. We obtain the following theorem as a consequence of Lemma 6.

► **Theorem 11.** *Given two disjoint sets R and B of points in the plane, the (possibly empty) set of angular intervals of $\theta \in [0, 2\pi)$ for which $\mathcal{RH}_\theta(B)$ is contained in $\mathcal{RH}_\theta(R)$ can be computed in $O(n \log n)$ time and $O(n)$ space, where $n = |R| + |B|$.*

It is not hard to see that, as in the separability problem, there are $O(n)$ angular intervals of containment. We next adapt the bichromatic point set from Subsection 2.3 to obtain a matching lower bound. Consider a rhombus whose diagonals are parallel to the coordinate axes, and a circle C whose diameter is the diagonal of the rhombus that is parallel to the X axis. The convex hull of the set R is now formed by the five points shown in Figure 13(a). The



■ **Figure 13** A bichromatic point set with $\Omega(n)$ angular intervals of containment: The set of red points.

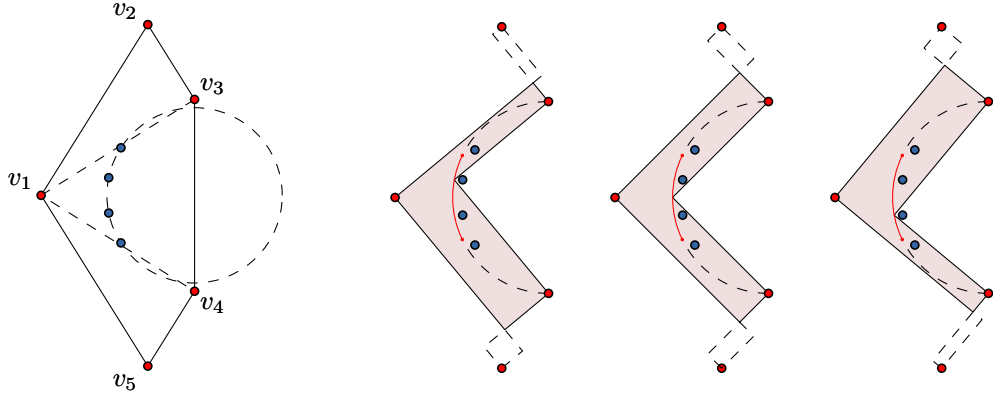
points v_1 , v_2 , and v_5 lie on vertices of the rhombus, and the points v_3 and v_4 on intersection points between the rhombus and the circle C .

The relevant rotation angles are again those in the interval $\varphi = [\frac{\pi}{2} - \alpha, \alpha]$. Note that, since the direction of the edge $\overline{v_3v_4}$ is parallel to the Y -axis, the observations we made about the construction described in Subsection 2.3 still hold: for any $\theta \in \varphi$ we have that $\mathcal{CH}(R)$ is stabbed only by Q_2 - and Q_4 -quadrants, and $\mathcal{RH}_\theta(R)$ is formed by three connected components. The relevant difference is the central component, which instead of a rectangle inscribed in C , is now an L -shaped region whose sides are parallel to the sides of \mathcal{O}_θ ; see Figure 13(b). While incrementing θ from $\frac{\pi}{2} - \alpha$ to α , three of the vertices of this region are anchored at v_1 , v_3 , and v_4 , while the remaining three vertices traverse the dashed semicircles in the counter-clockwise direction. By intersecting the L -shaped regions for all the rotation angles in φ , we obtain the region highlighted in Figure 13(c). Note that any red point lying in this region is contained in $\mathcal{RH}_\theta(R)$ for all $\theta \in \varphi$. Hence, we may add as many red points as desired without affecting the construction.

The set of blue points is shown in Figure 14(a). The points lie in the interior of the triangle with vertices v_1, v_3, v_4 , on a circle with center on the middle point of the segment $\overline{v_3v_4}$, and radius $d(v_3, v_4)/2 - \varepsilon$, for $0 < \varepsilon < d(v_3, v_4)/2$. The points are spread so at every $\theta \in \varphi$, at most a single blue point is *not* contained in $\mathcal{RH}_\theta(R)$. As shown in Figure 14(b) (see the figures from left to right), while rotating the lines of \mathcal{O}_θ around the origin by incrementing θ from $\frac{\pi}{2} - \alpha$ to α , the reflex vertex of the L -shaped region traverses the red circular arc in the clockwise direction. Hence $\mathcal{RH}_\theta(R)$ loses one blue point at a time, generating $\Omega(n)$ intervals of containment.

We summarize the lower bounds discussions of Sections 2.3 and 2.4 in the following proposition.

► **Proposition 12.** *There exist disjoint sets R and B of red and blue points in the plane that induce $\Omega(n)$ intervals of θ in which either i) $\mathcal{RH}_\theta(R)$ is B -free or ii) $\mathcal{RH}_\theta(R)$ contains $\mathcal{RH}_\theta(B)$, where $n = |R| + |B|$ and R may have $O(1)$ points.*



(a) The points lie in the interior of the triangle with vertices v_1, v_3, v_4 , on a circle with center on the middle point of the segment $\overline{v_3v_4}$, and radius $d(v_3, v_4)/2 - \varepsilon$. (b) While incrementing θ from $\frac{\pi}{2} - \alpha$ to α , $\mathcal{RH}_\theta(R)$ loses one blue point at a time, generating $\Omega(n)$ angular intervals of containment.

■ **Figure 14** A bichromatic point set with $\Omega(n)$ angular intervals of containment: The set of blue points.

3 Generalizations

In this section we generalize the results from Section 2. First, in Subsection 3.1, we consider the case in which the set \mathcal{O} contains not only two lines, but $k \geq 2$ lines with arbitrary orientations. In this setting the corresponding convex hull is known as the \mathcal{O} -convex hull [41]. Then, in Subsection 3.2, we consider the case in which the set \mathcal{O} of two orthogonal lines is substituted by a set \mathcal{O}_β of two lines that are not necessarily orthogonal to each other, but form an angle $\beta \in (0, \pi)$. In this setting the corresponding convex hull is known as the \mathcal{O}_β -convex hull [5]. We split the description of each generalization in three parts. In the first part, we adapt the needed results from Subsection 2.1 to characterize the conditions in which a blue point is contained in the hull of the set of red points. In the second part, we adapt the algorithm from Subsection 2.2 to compute and maintain the set of blue points contained in the hull of the set of red points while we change the orientation of the lines of \mathcal{O} . Finally, in the third part, we generalize the results from Subsections 2.3 and 2.4 to bound the number of angular intervals of separability and containment between the hulls of the red and the blue point sets.

3.1 The \mathcal{O} -convex hull

In this subsection we solve the following problem.

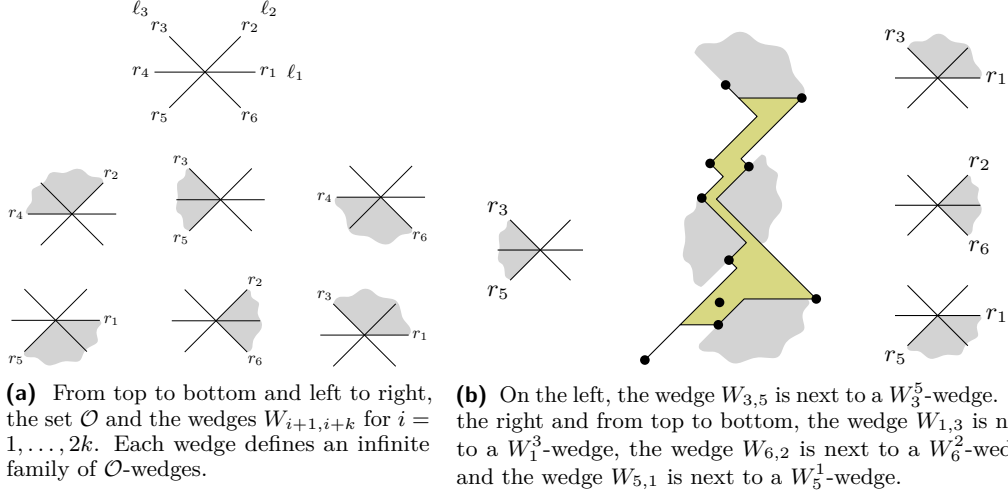
► **Problem 2.** Given a set \mathcal{O} of orientations formed by $k \geq 2$ lines, compute the set of rotation angles for which the lines of \mathcal{O} have to be simultaneously rotated counterclockwise around the origin, so the \mathcal{O} -convex hull of R contains no points of B .

For the sake of simplicity, throughout this subsection we consider indices i to be modulo $2k$. We also assume that the $k \geq 2$ lines of \mathcal{O} are labeled with ℓ_1, \dots, ℓ_k so that $i < j$ implies that the orientation of ℓ_i is smaller than the orientation of ℓ_j . Let r_i and r_{i+k} denote the rays into which ℓ_i is split by the origin. Given two indexes i and j , we denote with $W_{i,j}$ the wedge spanned as we counterclockwise rotate r_i anchored at the origin until we obtain r_j . A W_i^j -wedge is a translation of $W_{i,j}$. We say that a W_{i+1}^{i+k} -wedge is an \mathcal{O} -wedge, see

Figure 15(a). The \mathcal{O} -convex hull of a finite point set P , denoted with $\mathcal{OH}(P)$, is the set

$$\mathcal{OH}(P) = \mathbb{R}^2 \setminus \bigcup_{i=1}^{2k} \mathcal{W}^i,$$

where \mathcal{W}^i denotes the union of all the P -free W_{i+1}^{i+k} -wedges, see Figure 15(b). Note that, as the rectilinear convex hull, the \mathcal{O} -convex hull of a finite point set is typically not convex, may be disconnected, and is orientation-dependent. More details on these and other properties can be found in [21].

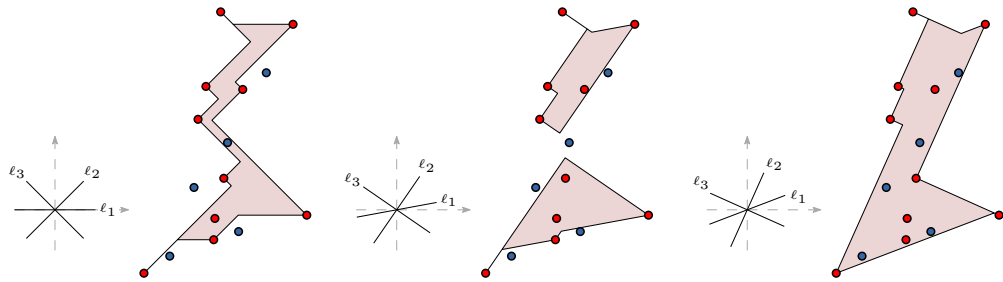


(a) From top to bottom and left to right, the set \mathcal{O} and the wedges $W_{i+1,i+k}$ for $i = 1, \dots, 2k$. Each wedge defines an infinite family of \mathcal{O} -wedges.

(b) On the left, the wedge $W_{3,5}$ is next to a $W_{3,5}^5$ -wedge. On the right and from top to bottom, the wedge $W_{1,3}$ is next to a $W_{1,3}^3$ -wedge, the wedge $W_{6,2}$ is next to a $W_{6,2}^2$ -wedge, and the wedge $W_{5,1}$ is next to a $W_{5,1}^1$ -wedge.

■ **Figure 15** A set \mathcal{O} of orientations with $k = 3$ lines in Figure (a), and the \mathcal{O} -convex hull of a finite point set P in Figure (b).

Let \mathcal{O}_θ denote the set of lines obtained after simultaneously rotating the lines of \mathcal{O} counterclockwise around the origin by an angle of θ . We solve Problem 2 by describing an algorithm to compute the (possibly empty) set of angular intervals of $\theta \in [0, 2\pi)$ for which the \mathcal{O}_θ -convex hull of R is B -free. See Figure 16.

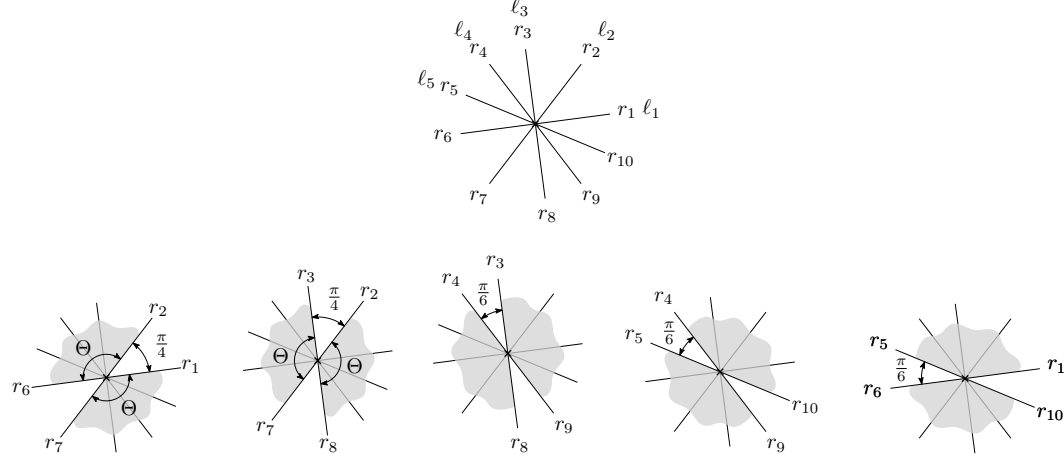


■ **Figure 16** The sets R and B , and the \mathcal{O}_θ -convex hull of R for three different values of θ . In each figure, the set \mathcal{O} is shown at the bottom left corner along with the coordinate axes, which are shown with dashed lines.

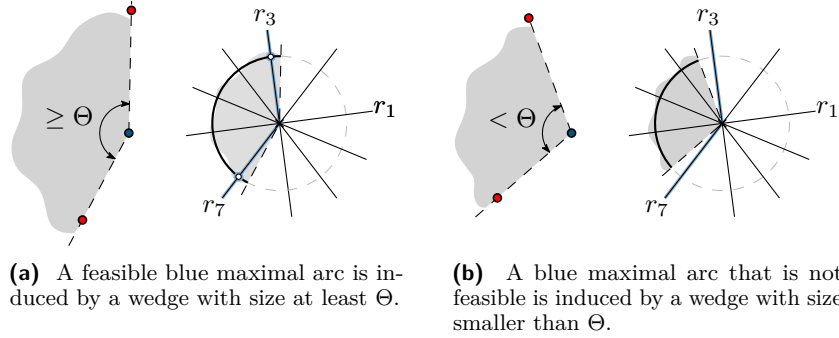
We start with the following generalization of Proposition 1, which derives directly from the definition of \mathcal{O} -convex hull.

► **Proposition 13.** *A point $x \in \mathbb{R}^2$ is contained in $\mathcal{OH}(P)$ if, and only if, every \mathcal{O} -wedge with vertex on x contains at least one point of P .*

As in Section 2, we consider \mathcal{O} to be not only a set of k lines, but also the set of $2k$ rays in which the lines of \mathcal{O} are split by the origin. We generalize the definition of feasible maximal arc as follows. Let α_i denote the size of the wedge $W_{i+1,i+k}$. We denote with $\Theta = \min\{\alpha_1, \dots, \alpha_k\}$ the smallest angle among the sizes of the \mathcal{O} -wedges defined by the lines of \mathcal{O} . We say that a maximal arc is *feasible*, if it is induced by a maximal wedge with size at least Θ . See Figures 17 and 18.



■ **Figure 17** At the top, a set \mathcal{O} with $k = 5$ lines. At the bottom and from left to right, the wedges $W_{i+1,i+k}$ for $i = 1, \dots, 2k$. The first two figures show the wedges with the smallest size among all.



(a) A feasible blue maximal arc is induced by a wedge with size at least Θ .

(b) A blue maximal arc that is not feasible is induced by a wedge with size smaller than Θ .

■ **Figure 18** A feasible arc for the set \mathcal{O} of Figure 17.

We generalize Lemma 2 as follows.

► **Lemma 14.** *For any fixed value of θ , a point $x \in \mathbb{R}^2$ is contained in the \mathcal{O}_θ -convex hull of P if, and only if, every feasible maximal arc of x is intersected by a set r_i, r_{i+1}, \dots, r_j of rays of \mathcal{O}_θ such that $j < i + k$.*

Proof. By a straightforward adaptation of the proof of Lemma 2, we can show that every \mathcal{O}_θ -wedge with vertex on x contains at least one point of P if, and only if, every feasible maximal arc of x is intersected by a set r_i, r_{i+1}, \dots, r_j of rays such that $j < i + k$. The key observation for this adaptation is that, if two rays r_i and r_j with $j = i + k$ intersect a maximal arc a that is feasible, then a is induced by a maximal wedge that contains an \mathcal{O}_θ -wedge bounded by rays parallel to r_i and r_j . The lemma follows from this fact and Proposition 13. ◀

In the following lemma we rephrase Lemma 14 to a bichromatic setting.

► **Lemma 15.** *For every fixed value of θ , a blue point $b \in B$ is contained in the \mathcal{O}_θ -convex hull of R if, and only if, every blue maximal arc of b that is feasible is intersected by a set r_i, r_{i+1}, \dots, r_j of rays of \mathcal{O}_θ such that $j < i + k$.*

We now adapt the algorithm from Subsection 2.2. The adaptation consists of four steps. The first step is an additional preprocessing step in which we compute the angle Θ . The remaining steps are adaptations of those of the original algorithm.

Step 0. Computing the angle Θ . To compute the angle Θ , we first sort the lines of \mathcal{O} by orientation in increasing order in $O(k \log k)$ time and $O(k)$ space. Then, we compute in $O(k)$ time the set of angles $\{\alpha_1, \dots, \alpha_k\}$. We finally obtain Θ by keeping the smallest angle in the set. Clearly, this step takes in $O(k \log k)$ time and $O(k)$ space.

Step 1. Computing the set of feasible maximal arcs. In this step we generalize the Step 1 of the original algorithm to compute the set of blue maximal arcs that are feasible.

We start by computing the set \mathcal{W} of blue maximal wedges with size at least Θ . We proceed as follows. A blue maximal wedge with size at least Θ is constrained to either the X^+ semiaxis, or to one of the $2\pi/\Theta$ directions defined by counterclockwise rotating X^+ by an integer multiple of Θ . By means of the algorithm we described in Section 2.1, we compute the set of blue maximal wedges constrained to each one of these $2\pi/\Theta + 1$ directions. From the resulting set of wedges, we obtain \mathcal{W} by keeping those wedges whose size is at least Θ . By Lemma 4, we have computed \mathcal{W} in $O(1/\Theta \cdot n \log n)$ time and $O(1/\Theta \cdot n)$ space. Moreover, note that \mathcal{W} contains $O(1/\Theta \cdot n)$ wedges.

We now traverse \mathcal{W} , and process each wedge $w \in \mathcal{W}$ by transforming w into a blue maximal arc that is feasible in $O(1)$ time. Since each wedge is transformed into a single arc, there are $O(1/\Theta \cdot n)$ blue maximal arcs that are feasible. Clearly, the time complexity of the whole step is $O(1/\Theta \cdot n \log n)$ time and $O(1/\Theta \cdot n)$ space.

Step 2. Computing the list of intersection events. In this step we generalize the Step 2 of the original algorithm to compute the sorted list of intersection events. This step does not need to be modified; nevertheless, since we now have $O(1/\Theta \cdot n)$ intersection events, the original complexity is replaced by $O(1/\Theta \cdot n \log n)$ time and $O(1/\Theta \cdot n)$ space.

Step 3. Performing the angular sweep. Finally, in this step we generalize the Step 3 of the original algorithm to perform the angular sweep on the set of blue maximal arcs that are feasible.

The required adaptations are the following. The set B_θ now denotes the set of blue points contained in the \mathcal{O}_θ -convex hull of R . The upper bound on N_i is increased from four to $2\pi/\Theta$. The variable n_i now denotes the number of blue maximal arcs of b_i that are intersected either by one ray of \mathcal{O}_θ , or by a set r_u, \dots, r_v of rays of \mathcal{O}_θ such that $v < u + k$. Following the condition from Lemma 14, the array of $|B|$ Boolean flags used to encode the set B_θ has the i -th flag set to **True** if $n_i = N_i$, and to **False** if $n_i < N_i$.

The variable $\rho(a)$ now denotes the range of subindices of the rays of \mathcal{O}_θ intersecting the arc a . Observe that $\rho(a)$ cannot be empty. Suppose that $\rho(a) = (u, v)$, $u \leq v$, and, at an intersection event, a ray starts intersecting a . Since the lines of \mathcal{O}_θ are labeled by increasing orientation and are rotated in the counter-clockwise direction, the range is thus increased to $(u - 1, v)$. If instead the ray stops intersecting a , then the range is reduced to $(u, v - 1)$.

Finally, the queue \mathcal{Q} now contains at most $2k$ angles instead of four. Let θ_i denote the smallest counter clockwise rotation angle for which the ray $r_i \in \mathcal{O}_\theta$ passes over an endpoint of a blue maximal arc. The queue contains the angles θ_i , $1 \leq i \leq 2k$, that are less than π . Hence update operations on \mathcal{Q} take $O(\log k)$ time.

The sweep is essentially performed in the same way as explained in the algorithm from Subsection 2.2. There are slight modifications to the algorithm and an increment in the time and space complexities, consequence of having $O(1/\Theta \cdot n)$ intersection events and $O(k)$ angles in \mathcal{Q} . Since the lines of \mathcal{O} are already sorted by slope (refer to Step 0), the $O(n)$ time complexity of the initialization step is replaced by $O(1/\Theta \cdot n)$ time. On the other hand, since \mathcal{O} may not be symmetric, to perform the angular sweep we increment θ from 0 to π so the rays of \mathcal{O}_θ sweep all the directions of \mathbb{S}^1 , and the endpoints of each blue maximal arc are touched by all the lines of \mathcal{O}_θ . Consider an intersection event θ for which a ray $r_j \in \mathcal{O}_\theta$ is passing over the endpoint of a maximal arc a of a blue point b_i . Assume that $\rho(a) = (u, v)$. We process the intersection event as follows:

- If r_j starts intersecting a then $j = u - 1$, so we set $\rho(a) = (u - 1, v)$ to add j to $\rho(a)$. If instead r_j stops intersecting a then $j = v$, so we set $\rho(a) = (u, v - 1)$ to remove j from $\rho(a)$.
- If $\rho(a)$ was changed then we update n_i as follows. If j was added to $\rho(a)$ and $v - j = k$ then we decrease n_i by one. If instead j was removed from $\rho(a)$ and $v - j = k - 1$ then we increase n_i by one.
- Finally, we update the set of Boolean flags that encode B_θ , obtain the next intersection event, and update \mathcal{Q} as explained in the algorithm of Subsection 2.2.

► **Lemma 16.** *The subset of blue points contained in the \mathcal{O}_θ -convex hull of R can be computed and maintained, while θ is increased from 0 to π , in $O(1/\Theta \cdot N \log N)$ time and $O(1/\Theta \cdot N)$ space, where $N = \max\{k, |R| + |B|\}$.*

Proof. As in the algorithm from Subsection 2.2, the most expensive step is the execution of the angular sweep (Step 3). Since each intersection event is processed in $O(1)$ time, the queue \mathcal{Q} is updated in $O(\log k)$ time, and there are $O(1/\Theta \cdot n)$ intersection events, then the time and space complexities of Step 3 are $O(1/\Theta \cdot n \cdot \log k) = O(1/\Theta \cdot N \log N)$ time and $O(1/\Theta \cdot n) = O(1/\Theta \cdot N)$ space, where $N = \max\{k, n = |R| + |B|\}$. ◀

From Lemma 16 we obtain the main result of this subsection.

► **Theorem 17.** *Given two disjoint sets R and B of points in the plane and a set \mathcal{O} of $k \geq 2$ lines with different orientations, the (possibly empty) set of angular intervals of $\theta \in [0, 2\pi)$ for which the \mathcal{O}_θ -convex hull of R is B -free (i.e., the \mathcal{O}_θ -convex hull of R is a separator of R and B) can be computed in $O(1/\Theta \cdot N \log N)$ time and $O(1/\Theta \cdot N)$ space, where $N = \max\{k, |R| + |B|\}$.*

There are a couple of remarks regarding the algorithm we described to prove Theorem 17. First note that the time and space complexities are parametrized by both Θ and k . If $1/\Theta$ is a constant value and k is of the same order of magnitude than $|R|$ and $|B|$, then the complexities become $O(n \log n)$ time and $O(n)$ space. These are the same complexities reported in Theorem 7 for the problem of separability by a rectilinear convex hull. Second, as in Theorem 7, the reported angular intervals are maximal and open, and the algorithm does not compute a separating \mathcal{O} -convex hull. To actually compute an \mathcal{O} -convex hull separating R from B , we first choose a rotation angle in an interval of separability, and then spend additional $O(1/\Theta \cdot N \log N)$ time [6]. Finally, we have an observation regarding the value

of k , which derives from Observation 2 of [6]. To state the observation we first need to generalize the notion of stabbing quadrant we introduced in Section 2.3.

A connected component of the \mathcal{O} -hull of a finite point set P is either (i) a single point of P , (ii) a polygonal chain of two segments parallel to the lines of \mathcal{O} that connect two extremal points, or (iii) a closed polygon whose edges are parallel to the lines of \mathcal{O} . The polygon may have “degenerate edges”, which are line segments connecting its vertices with extremal points of P . As with the rectilinear convex hull, the segments of the polygonal chains and the edges of the polygons are called the *edges* of the \mathcal{O} -convex hull. Each edge is contained in a ray of some P -free \mathcal{O} -wedge. We say that such \mathcal{O} -wedge is *stabbing* P .

► **Observation 1.** *Let h be the number of edges of $\mathcal{CH}(P)$. If k is greater than h , then for any fixed value of θ there are $k - h$ lines in \mathcal{O}_θ that induce \mathcal{O}_θ -wedges that do not stab P .*

Observation 1 implies that, if k is greater than the number h of edges of $\mathcal{CH}(R)$, then a separating \mathcal{O} -convex hull can be constructed using only $k - h$ of the lines of \mathcal{O} . In Figure 10 for example, any line added to the set \mathcal{O} lying on the blue region (hence having an orientation greater than the orientation of ℓ_1 and smaller than the orientation of ℓ_2), induce \mathcal{O}_θ -wedges that do not stab the point set P .

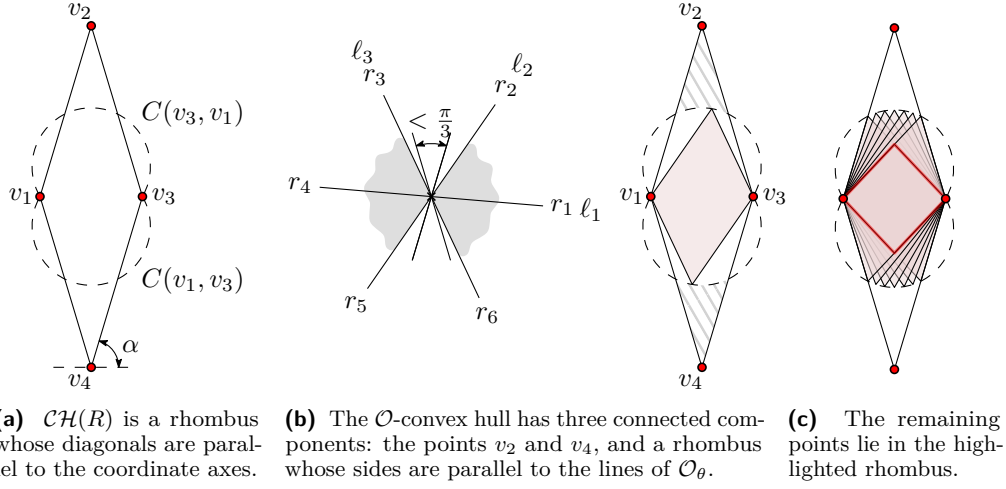
3.1.1 Lower bound on the number of intervals of separability

We now adapt the construction from Subsection 2.3 to obtain a $\Omega(n)$ bound on the number of intervals of separability. For the sake of simplicity, we first describe the construction using a set \mathcal{O} with $k = 3$ lines with orientations 0 , $\frac{\pi}{3}$, and $\frac{2}{3}\pi$. We later show how the construction can be extended to a set with more than three lines with arbitrary orientations.

Given two points p and q , let ℓ_{pq} be the line through p and q directed from p to q . Let $C(p, q)$ be the circular arc spanned by p, q , and the angle $\frac{\pi}{3}$, that is contained in the right halfplane supported by ℓ_{pq} . We denote with $r(p, q)$ the radius of $C(p, q)$. The convex hull of R is again a rhombus whose diagonals are parallel to the coordinate axes; see Figure 19(a). The points v_2 and v_4 lie outside the region bounded by $C(v_1, v_3) \cup C(v_3, v_1)$, so the interior angles of the rhombus at v_2 and v_4 are less than $\frac{\pi}{3}$. Let α be the orientation of the line through v_3 and v_4 . For all θ in the interval $\varphi = [\frac{\pi}{3} - \alpha, \alpha]$, the direction of each edge of the rhombus lies in either $W_{2,3}$ or $W_{5,6}$; see Figure 19(b), left. From this fact and a straightforward generalization of the arguments of Subsection 2.3 we have that, for all $\theta \in \varphi$, the \mathcal{O}_θ -convex hull of $\{v_1, \dots, v_4\}$ is formed by three connected components: the point v_2 , the point v_4 , and a rhombus inscribed in $C(v_1, v_3) \cup C(v_3, v_1)$ whose sides are parallel to ℓ_2 and ℓ_3 ; see Figure 19(b), right. By intersecting all such rhombi for all the rotation angles in φ , we obtain the rhombus highlighted in Figure 19(c). Note that any red point lying in this region is contained in the \mathcal{O}_θ -convex of R for all $\theta \in \varphi$. Hence, we may add as many red points as desired without affecting the construction.

The set of blue points is shown in Figures 20(a) and 20(b). The points lie in the interior of $\mathcal{CH}(R)$, on a circle concentric to $C(v_1, v_3)$ with radius $r(v_1, v_3) - \varepsilon$, for $0 < \varepsilon < r(v_1, v_3)$. Note that the observations and lemmas from Subsection 2.3 can be applied to this construction with minor and straightforward modifications. Therefore, the bichromatic point set has $\Omega(n)$ angular intervals of separability.

Consider now a set \mathcal{O} of $k > 3$ lines with arbitrary orientations. To extend the previous construction to this case, first choose any pair of consecutive lines ℓ_i and ℓ_{i+1} in \mathcal{O} . Then create the point sets as described above, using a rhombus \mathcal{R} such that the internal angles at two opposite vertices are less than the size of the wedge $W_{i,i+1}$. As shown in Figure 20(c), the directions of the edges of \mathcal{R} lie either in $W_{i,i+1}$ or $W_{i+k,i+k+1}$. It is thus not hard to



■ **Figure 19** Adapting the construction of Section 2.3: The set of red points.

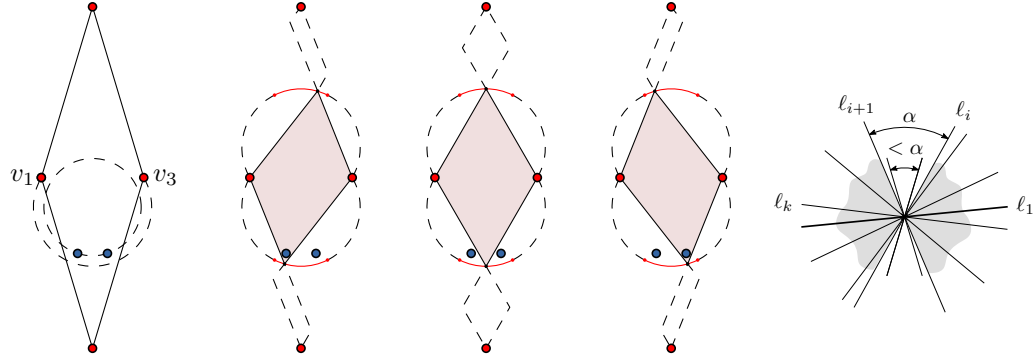
see that the arguments above still hold, so the construction has $\Omega(n)$ angular intervals of separability.

3.1.2 Inclusion detection

It is not hard to see that, with minor modifications, the statement and proof of Lemma 10 can be generalized to \mathcal{O} -convexity. Hence, in the algorithm we described to prove Theorem 17, if there is a value of θ for which all the Boolean flags of the set that encodes B_θ are **True**, then the \mathcal{O}_θ -convex hull of B is contained in the \mathcal{O}_θ -convex hull of R . We obtain the following theorem as a consequence of Lemma 16.

► **Theorem 18.** *Given two disjoint sets R and B of points in the plane, the (possibly empty) set of angular intervals of $\theta \in (0, 2\pi]$ for which the \mathcal{O}_θ -convex hull of B is contained in the \mathcal{O}_θ -convex hull of R can be computed in $O(1/\Theta \cdot N \log N)$ time and $O(1/\Theta \cdot N)$ space, where $N = \max\{k, |R| + |B|\}$.*

We now combine the constructions we described in Subsections 2.4 and 3.1.1 to obtain a point set with $\Omega(n)$ angular intervals of containment. We assume that \mathcal{O} contains $k = 3$ lines with orientations $0, \frac{\pi}{3},$ and $\frac{2}{3}\pi$. The construction can be extended to a set with more than three lines with arbitrary orientations, in a similar way as we described in Subsection 3.1.1. The point set is illustrated in Figure 21. The adaptation is based on the rhombus we used in the construction from Subsection 3.1.1; refer again to Figure 19. Three red points lie on vertices of the rhombus, and two red points on the intersections between the rhombus and a vertical line. The line is chosen such that the region bounded by $C(v_3, v_4) \cup \overline{v_3 v_4}$ does not contain v_1 . Note that any red point lying in this region highlighted in red is contained in the \mathcal{O}_θ -convex of R . Hence, we may add as many red points as desired without affecting the construction. The blue points lie in the interior of the triangle with vertices $v_1, v_3,$ and v_4 , on a circle concentric to $C(v_3, v_4)$ with radius $r(v_3, v_4) - \varepsilon$, for $0 < \varepsilon < r(v_3, v_4)$. As in Subsections 2.4 the points are spread so that, while rotating the lines of \mathcal{O} around the origin, the \mathcal{O} -convex hull of R loses one blue point at a time. From similar arguments as those made on Subsections 2.4 and 3.1.1, the bichromatic point set has $\Omega(n)$ angular intervals of containment.



(a) The points lie on a circle concentric to $C(v_3, v_1)$ and radius $r(v_3, v_1) - \varepsilon$. (b) While incrementing θ , the \mathcal{O}_θ -convex hull of R captures one blue point at a time, generating $\Omega(n)$ angular intervals of separability. (c) When $k > 3$, for the construction we use a pair of consecutive lines of \mathcal{O} .

■ **Figure 20** Adapting the construction of Section 2.3: The set of blue points is described in Figures (a) and (b), and a generalization to a set \mathcal{O} with more than three lines in Figure (c).

We summarize the lower bounds discussions of Sections 3.1.1 and 3.1.2 in the following proposition.

► **Proposition 19.** *There exist disjoint sets R and B of red and blue points in the plane that induce $\Omega(n)$ intervals of θ in which either i) the \mathcal{O} -convex hull of R is B -free or ii) the \mathcal{O} -convex hull of R contains the \mathcal{O} -convex hull of B , where $n = |R| + |B|$ and R may have $O(1)$ points.*

3.2 The \mathcal{O}_β -convex hull

Let \mathcal{O}_β denote a set of orientations formed by two lines with orientations 0 and β . An \mathcal{O}_β -quadrant is one of the four open wedges that result from subtracting the lines of \mathcal{O}_β from the plane. The \mathcal{O}_β -convex hull of a finite point set P , denoted with $\mathcal{O}_\beta\mathcal{H}(P)$, is the set

$$\mathcal{O}_\beta\mathcal{H}(P) = \mathbb{R}^2 \setminus \bigcup_{q \in \mathcal{Q}} q,$$

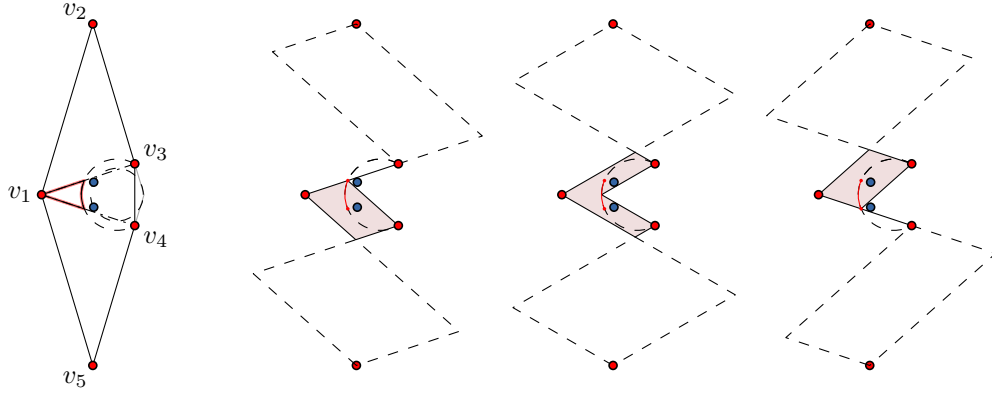
where \mathcal{Q} denotes the set of all P -free \mathcal{O}_β -quadrants of the plane [5]. In this subsection we solve the following problem.

► **Problem 3.** Compute the set of values of $\beta \in (0, \pi)$ for which the \mathcal{O}_β -convex hull of R contains no points of B .

For the sake of simplicity, throughout this section we assume the set $R \cup B$ not only contains no three points on a line, but also no pair of points on a horizontal line. To solve Problem 3, we adapt the results from Section 2 to find the values of $\beta \in (0, \pi)$ for which $\mathcal{O}_\beta\mathcal{H}(R)$ is B -free; see Figure 22. We start with the adaptation of Proposition 1, which derives directly from the definition of \mathcal{O}_β -convex hull.

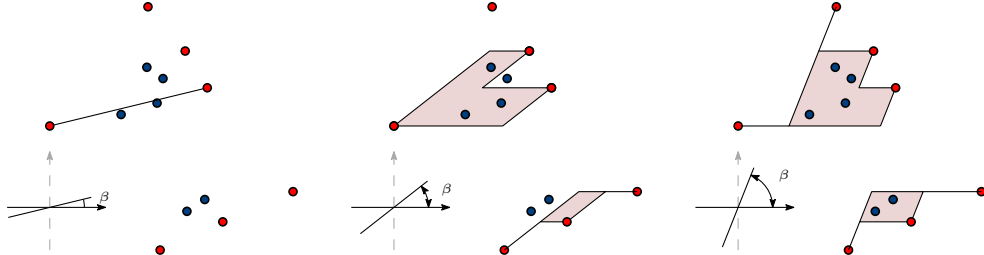
► **Proposition 20.** *A point $x \in \mathbb{R}^2$ is contained in $\mathcal{O}_\beta\mathcal{H}(P)$ if, and only if, every \mathcal{O}_β -quadrant with vertex on x contains at least one point of P .*

As in Section 2, we consider \mathcal{O}_β to be not only a set of two lines, but also the set of four rays in which the lines are split by the origin. We adapt the definition of feasible maximal



(a) Construction of the \mathcal{O} -convex hull of the point set. (b) While rotating the lines of \mathcal{O} around the origin, the \mathcal{O} -convex hull of R loses one point at a time, generating $\Omega(n)$ angular intervals of containment.

■ **Figure 21** A bichromatic point set with $\Omega(n)$ angular intervals of containment. The red points lie on the boundary of a rhombus, and in the interior of the red highlighted region. The blue points lie on a circle concentric to $C(v_3, v_4)$ with radius $r(v_3, v_4) - \varepsilon$.



(a) $\mathcal{O}_\beta \mathcal{H}(R)$ is B -free, and is formed by the red points and a line segment with orientation β . (b) $\mathcal{O}_\beta \mathcal{H}(R)$ contains some points of B , and is formed by three connected components. (c) $\mathcal{O}_\beta \mathcal{H}(R)$ contains all the points of B , and is formed by two connected components.

■ **Figure 22** The sets R , B , and $\mathcal{O}_\beta \mathcal{H}(R)$ for three different values of $\beta \in (0, \pi)$. The set \mathcal{O}_β and the coordinate axes are shown in the bottom-left corner of each figure.

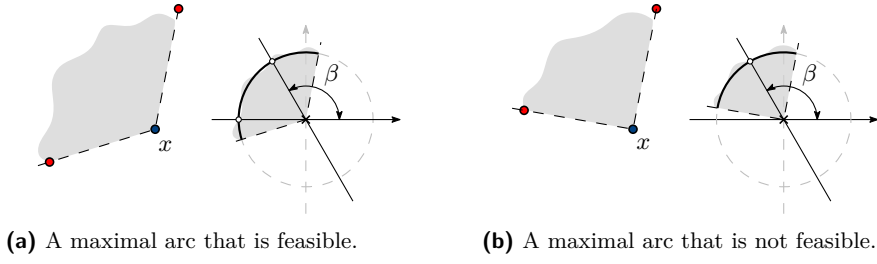
arc as follows: we say that a maximal arc is *feasible* if it is induced by a P -free maximal wedge constrained to either the X^+ or the X^- semiaxis. See Figure 23.

We now adapt Lemma 2 as follows.

► **Lemma 21.** *For any fixed value of β , a point $x \in \mathbb{R}^2$ is contained in $\mathcal{O}_\beta \mathcal{H}(P)$ if, and only if, every feasible maximal arc of x is intersected by a single ray of \mathcal{O}_β .*

Proof. We show that every \mathcal{O}_β -quadrant with vertex on x contains at least one point of P if, and only if, every feasible maximal arc of x is intersected by a single ray of \mathcal{O}_β . The lemma follows from this fact and Proposition 20.

For any fixed value of β there is an affine transformation that maps horizontal lines to horizontal lines, and lines with orientation β to vertical lines [41, Section 2.5]. Let \mathcal{O}'_β and x' denote the set and the point obtained after applying the transformation to \mathcal{O}_β and x , respectively. Assume without loss of generality that x' lies on the origin. The proof follows by observing that (i) the lines of \mathcal{O}'_β coincide with the coordinate axes, (ii) every maximal wedge with vertex on x' that induces a feasible maximal arc contains either the X^+ or the X^- semiaxes, and (iii) by similar arguments to those we used to prove Lemma 2, such wedge contains a second semiaxis if, and only if, x' is contained in $\mathcal{O}'_\beta \mathcal{H}(P)$. ◀

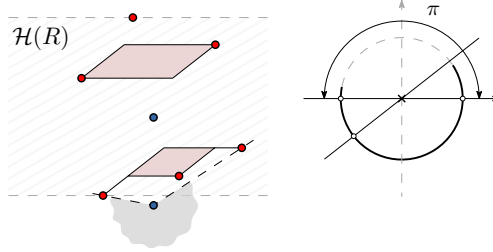


■ **Figure 23** Maximal arcs of a point $x \in \mathbb{R}^2$.

We rephrase Lemma 21 to a bichromatic setting as follows.

► **Lemma 22.** *A blue point $b \in B$ is contained in $\mathcal{O}_\beta \mathcal{H}(R)$ if, and only if, every blue maximal arc of b that is feasible is intersected by a single ray of \mathcal{O}_β .*

Let $\mathcal{H}(R)$ denote the narrowest horizontal corridor enclosing R . Consider a blue point b lying outside $\mathcal{H}(R)$. Note that b has a single maximal arc that is feasible, since b is the vertex of a single R -free maximal wedge constrained to both the X^+ and the X^- semiaxis. Such arc is intersected by both lines of \mathcal{O}_β for all $\beta \in (0, \pi)$. Hence, by Lemma 22, the point b is not contained in $\mathcal{O}_\beta \mathcal{H}(R)$ for all $\beta \in (0, \pi)$. See Figure 24.

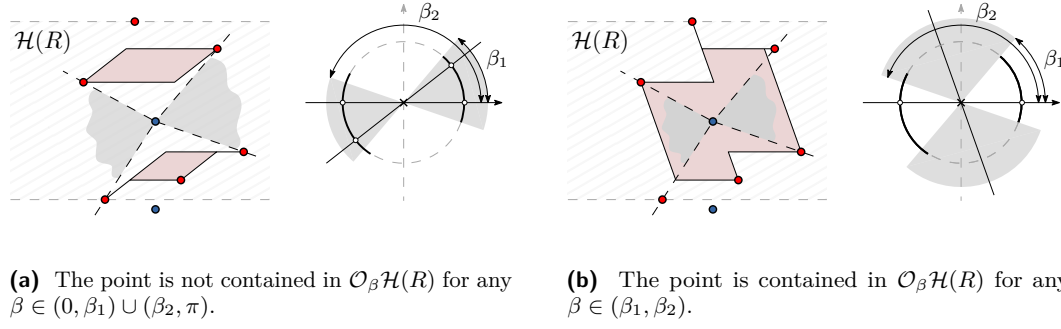


■ **Figure 24** A blue point lying outside $\mathcal{H}(R)$ has a single feasible maximal arc, which is induced by a wedge constrained to both semiaxes of X . The point is not contained in $\mathcal{O}_\beta \mathcal{H}(R)$ for all $\beta \in (0, \pi)$.

Consider now that b is contained in $\mathcal{H}(R)$. In this case b has two maximal arcs that are feasible, since b is the vertex of a single R -free maximal wedge constrained to the X^+ semiaxis, and a single R -free maximal wedge constrained to the X^- semiaxis. Such arcs are intersected by both lines of \mathcal{O}_β for values of β in two angular intervals $(0, \beta_1)$ and (β_2, π) for some angles $\beta_1, \beta_2 \in (0, \pi)$ such that $0 < \beta_1 < \beta_2 < \pi$. Hence, by Lemma 22, the point b is not contained in $\mathcal{O}_\beta \mathcal{H}(R)$ for values of β in the intervals $(0, \beta_1)$ and (β_2, π) , and it is contained in $\mathcal{O}_\beta \mathcal{H}(R)$ values of β in the interval (β_1, β_2) . See Figure 25.

Let $b_1, \dots, b_{|B|}$ be the points of B , and S_i denote the set of angular intervals of β for which b_i is not contained in $\mathcal{O}_\beta \mathcal{H}(R)$. From the discussion above we have that S_i contains either one or two angular intervals. For some small enough ε , the intervals contain either the angle ε , the angle $\pi - \varepsilon$, or both. Hence, the set $\bigcap_{i=1}^{|B|} S_i$ of angular intervals of β for which $\mathcal{O}_\beta \mathcal{H}(R)$ is B -free consists of at most two intervals.

► **Theorem 23.** *Given two disjoint sets R and B of points in the plane, there are at most two open angular intervals of $\beta \in (0, \pi)$ where $\mathcal{O}_\beta \mathcal{H}(R)$ is B -free. These intervals can be computed in $O(n \log n)$ time and $O(n)$ space, where $n = |R| + |B|$.*



■ **Figure 25** A blue point lying inside $\mathcal{H}(R)$ has two feasible maximal arcs induced by two maximal wedges: one constrained to the X^+ semiaxis, and the second one constrained to the X^- semiaxis.

Proof. By means of the algorithm we described in the proof of Lemma 4, we compute the set of blue maximal wedges that are constrained to either the X^+ or the X^- semiaxis in $O(n \log n)$ time and $O(n)$ space. We then transform in $O(n)$ time the resulting set of maximal wedges into a set of maximal arcs that are feasible, as described in the proof of Lemma 5. Next, we transform each of such arcs into an angular interval in $O(1)$ time, as we described in Step 2 of the algorithm from Section 2.2. In $O(n)$ time, we use these intervals to compute the set S_i of angular intervals for which a blue point b_i is not contained in $\mathcal{O}_\beta \mathcal{H}(R)$, for all $1 \leq i \leq |B|$. We finally compute the angular intervals where $\mathcal{O}_\beta \mathcal{H}(R)$ is B -free in $O(n)$ time, by computing the set $\bigcap_{i=1}^{|B|} S_i$. ◀

As discussed above, the values of β where a blue point is contained in $\mathcal{O}_\beta \mathcal{H}(R)$ form at most a single angular interval. We obtain the following result from this fact and similar arguments to those we use to prove Theorem 23.

► **Theorem 24.** *Given two disjoint sets R and B of points in the plane, there is at most one open angular interval of $\beta \in (0, \pi)$ where $\mathcal{O}_\beta \mathcal{H}(B)$ is contained in $\mathcal{O}_\beta \mathcal{H}(R)$. This interval can be computed in $O(n \log n)$ time and $O(n)$ space, where $n = |R| + |B|$.*

We finish this section with the following two remarks regarding Theorems 23 and 24. First, for a fixed value of β , the \mathcal{O}_β -convex hull of a finite point set can be computed in $O(n \log n)$ time and $O(n)$ space [5]. Therefore, we need to spend an additional $O(n \log n)$ time and $O(n)$ space to compute the actual monochromatic \mathcal{O}_β -convex hull in Theorem 23, or the \mathcal{O}_β -convex hull of R or B in Theorem 24. Second, since there is a constant number of angular intervals of β where $\mathcal{O}_\beta \mathcal{H}(R)$ is B -free or $\mathcal{O}_\beta \mathcal{H}(B)$ is contained in $\mathcal{O}_\beta \mathcal{H}(R)$, one may think that these intervals can be computed in $O(n)$ time. Nevertheless, we show in Section 4 that the best possible time bound is actually $\Omega(n \log n)$.

4 Lower bounds separation and inclusion detection problems

In this section we consider the lines of \mathcal{O} to be fixed, and we prove an $\Omega(n \log n)$ time lower bound in the algebraic computation tree model for the following problems:

► **Problem** (Rectilinear Convex Hull Separability Detection, RH-SD). Given two disjoint sets of n red and n blue points in the plane, decide if no blue point is contained in the rectilinear convex hull of the red point set.

► **Problem** (Rectilinear Convex Hull Containment Detection, RH-CD). Given two disjoint sets of n red and n blue points in the plane, decide if all the blue points are contained in the rectilinear convex hull of the red point set.

► **Problem** (Rectilinear Convex Hull Point Inclusion, RH-PI). Given two disjoint sets of n red and n blue points in the plane, compute the subset of blue points contained in the rectilinear convex hull of the red point set.

Note that these problems are particular cases of those we studied in Sections 2, 3.1 and 3.2. For the problems related to the rectilinear convex hull (Section 2) and the \mathcal{O} -convex hull (Section 3.1), the set \mathcal{O}_θ is fixed to the case where θ is a constant value and contains $k = 2$ orthogonal lines. For the problem related to the \mathcal{O}_β -convex hull (Section 3.2), the set \mathcal{O}_β is fixed to the case where $\beta = \frac{\pi}{2}$. The $\Omega(n \log n)$ time lower bounds thus imply that the time complexities reported in Lemma 6 and Theorems 7, 11, 23 and 24 are the best possible.

We first prove the lower bounds for the RH-SD and the RH-CD problems. The proofs are by reduction from the following auxiliary problems.

► **Problem** (ε -Closeness). Given a set x_1, \dots, x_n and $\varepsilon > 0$ of $n + 1$ real numbers, decide whether any two numbers x_i and x_j ($i \neq j$) are at distance less than ε from each other.

Given a set x_1, \dots, x_n of real numbers, we say that two numbers x_i and x_j are *consecutive* if $x_i < x_j$, and there is no k such that $x_i < x_k < x_j$.

► **Problem** (Complement-Greater-or-Equal, CGE). Given a set x_1, \dots, x_n and $\varepsilon > 0$ of $n + 1$ real numbers, decide whether the maximum distance between consecutive numbers is less than ε .

The problems ε -Closeness and CGE have an $\Omega(n \log n)$ time lower bound in the algebraic computation tree model [8, 40]. The reductions from these problems are based on a construction we describe next. We transform a set x_1, \dots, x_n and $\varepsilon > 0$ of $n + 1$ real numbers, into two disjoint sets R and B of $2n + 2$ red and $n - 1$ blue points, such that some blue point is contained in the rectilinear convex hull of the red point set if, and only if, the distance between a pair of consecutive numbers is less than ε .

Let $x_{\min} = \min\{x_1, \dots, x_n\}$, $x_{\max} = \max\{x_1, \dots, x_n\}$, and m, M be two real numbers such that $m \ll x_{\min}$ and $M \gg x_{\max}$. The set B is produced by transforming the set $\{x_1, \dots, x_n\} \setminus \{x_{\max}\}$ of real numbers into the set

$$\{b_i = (x_i, x_i) \mid 1 \leq i \leq n\} \setminus \{b_{\max} = (x_{\max}, x_{\max})\}$$

of $n - 1$ blue points on the line ℓ with equation $y = x$. The set R is produced by transforming the set x_1, \dots, x_n of real numbers into the set

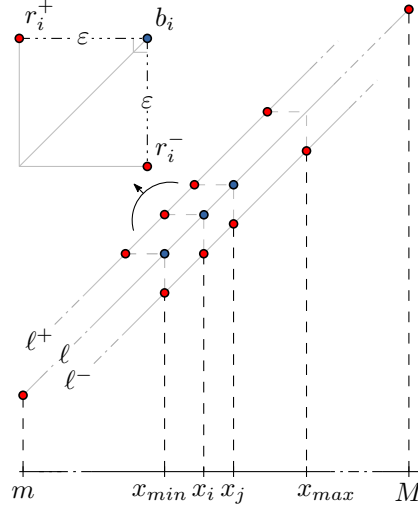
$$\{r_i^+ = (x_i - \varepsilon, x_i) \mid 1 \leq i \leq n\}$$

of n red points on the line ℓ^+ with equation $y = x + \varepsilon$, the set

$$\{r_i^- = (x_i, x_i - \varepsilon) \mid 1 \leq i \leq n\}$$

of n red points on the line ℓ^- with equation $y = x - \varepsilon$, and the points $r_m = (m, m), r_M = (M, M)$ on ℓ . See Figure 26.

Let x_i and x_j be two numbers in the set x_1, \dots, x_n such that $x_i < x_j$. Consider the four different quadrants whose vertices lie on the blue point b_i . Remember that a quadrant is an open region. Note that the Q_1 -quadrant contains the red point r_M and the Q_3 -quadrant



■ **Figure 26** Transforming the set x_1, \dots, x_n and $\varepsilon > 0$ of real numbers into two disjoint sets of red and blue points. The blue points lie on the line ℓ ($y = x$). The red points lie on the lines ℓ^+ ($y = x + \varepsilon$) and ℓ^- ($y = x - \varepsilon$).

contains the red point r_m . If the distance between x_i and x_j is *less than* ε , then the Q_2 -quadrant contains the red point r_j^+ and the Q_4 -quadrant contains the red point r_j^- . By Proposition 1, in such case the blue point b_i is strictly contained in $\mathcal{RH}(R)$. If instead the distance between x_i and x_j is *at least* ε , then both the Q_2 -quadrant and the Q_4 -quadrant are R -free, hence b_i is not strictly contained in $\mathcal{RH}(R)$. See Figure 27.

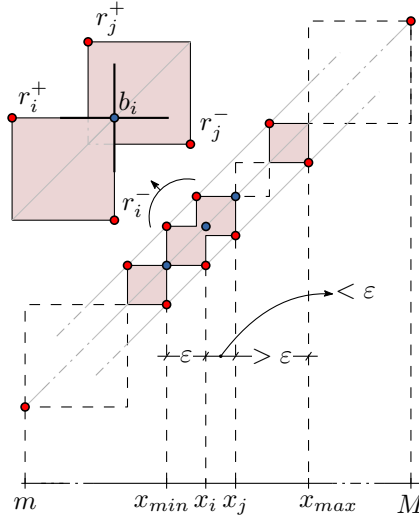
► **Lemma 25.** *The construction described above transforms the set x_1, \dots, x_n and $\varepsilon > 0$ of $n + 1$ real numbers into two disjoint sets R and B of $2n + 2$ red and $n - 1$ blue points in $O(n)$ time and space. A pair of numbers x_i and x_j , $x_i < x_j$, are at distance less than ε if, and only if, the blue point b_i is strictly contained in $\mathcal{RH}(R)$.*

We now prove the lower bound for the RH-SD and the RH-CD problems.

► **Theorem 26.** *The RH-SD problem requires $\Omega(n \log n)$ time under the algebraic computation tree model.*

Proof. By reduction from the ε -Closeness problem. Consider an instance of the ε -Closeness problem given by a set x_1, \dots, x_n and $\varepsilon > 0$ of $n + 1$ real numbers. Using the construction we described above, we create the disjoint sets R and B of $2n + 2$ red and $n - 1$ blue points. We add additional $n + 3$ points to B by placing blue points on the line ℓ for values of x in the interval $(m, x_{\min} - \varepsilon) \cup (x_{\max}, M)$. By Proposition 1, these additional points are not contained in the rectilinear convex hull of R , regardless of the distances between consecutive numbers in the set x_1, \dots, x_n . See Figure 28(a).

We use an algorithm to solve the RH-SD problem on the sets R and B of $2n + 2$ red and $2n + 2$ blue points. If the algorithm returns true, we reject the instance of the ε -Closeness problem, otherwise we accept the instance. By Lemma 25, there is at least one blue point contained in the rectilinear convex hull of R if, and only if, there is a pair of consecutive numbers in x_1, \dots, x_n at distance less than ε . Therefore, we have correctly solved the ε -Closeness problem in $O(n)$ time plus the time required to solve the RH-SD problem. ◀



■ **Figure 27** All the points of R are vertices of $\mathcal{RH}(R)$. The points r_m and r_M are two singleton connected components, whereas any other connected component of $\mathcal{RH}(R)$ is an orthogonal polygon whose sides are parallel to the coordinate axes. Since the distance between x_i and x_j is less than ε , then b_i is strictly contained in $\mathcal{RH}(R)$.

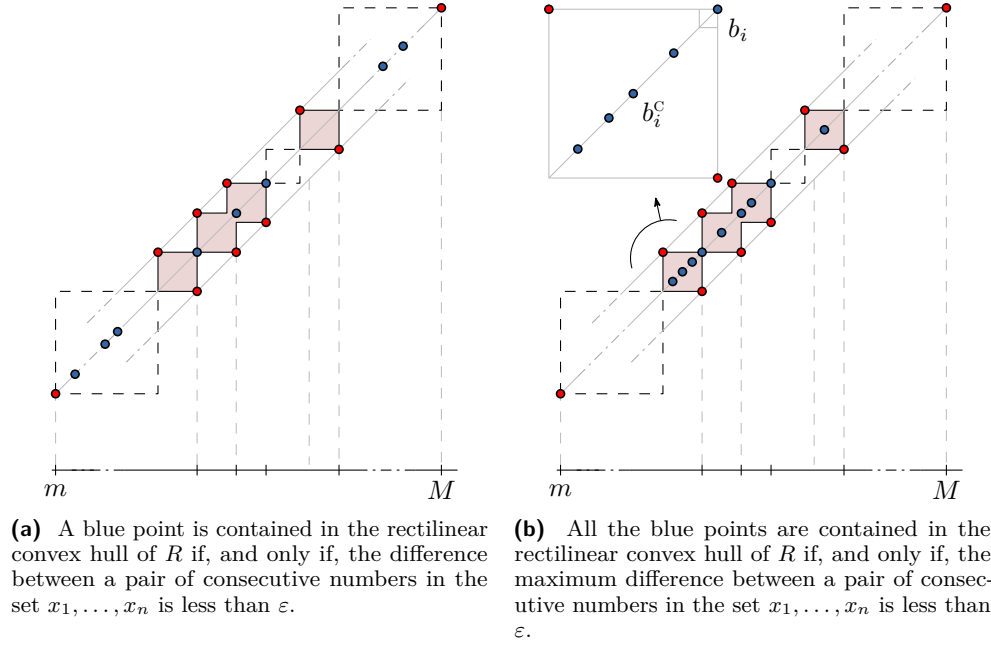
► **Theorem 27.** *The RH-CD problem requires $\Omega(n \log n)$ time under the algebraic computation tree model.*

Proof. By reduction from the CGE problem. Consider an instance of the CGE problem given by a set x_1, \dots, x_n and $\varepsilon > 0$ of $n + 1$ real numbers. Using the construction we described above, we create the disjoint sets R and B of $2n + 2$ red and $n - 1$ blue points. We add additional $n + 3$ points to B by placing on the line ℓ three blue points for values of x in the interval $(x_{min} - \varepsilon, x_{min})$, and a point $b_i^c = (x_i - \frac{\varepsilon}{2}, x_i - \frac{\varepsilon}{2})$ for $1 \leq i \leq n$. By Proposition 1, these additional points are contained in the rectilinear convex hull of R , regardless of the distances between consecutive numbers in the set x_1, \dots, x_n . See Figure 28(b).

We use an algorithm to solve the RH-CD problem on the sets R and B of $2n + 2$ red and $2n + 2$ blue points. If the algorithm returns true we accept the instance of the CGE problem, otherwise we reject the instance. By Lemma 25, there is at least one blue point not contained in the rectilinear convex hull of R if, and only if, the maximum distance between consecutive numbers in x_1, \dots, x_n is at least ε . Therefore, we have correctly solved the CGE problem in $O(n)$ time plus the time required to solve the RH-CD problem. ◀

A solution of the RH-PI problem can be trivially transformed into a solution of the problems RH-SD and RH-CD in $O(1)$ and $O(n)$ time, respectively: An instance of the RH-SD problem is positive if the subset of blue points contained in the rectilinear convex hull of the red point set is empty, whereas an instance of the RH-CD is positive if the subset contains n points. Hence, as a consequence of Theorems 26 and 27 we obtain the following theorem.

► **Theorem 28.** *The RH-PI problem requires $\Omega(n \log n)$ time in the algebraic computation tree model.*



■ **Figure 28** Illustrations for (a) Theorem 26 and (b) Theorem 27.

5 Concluding remarks

We described efficient algorithms to compute the orientations of the lines of \mathcal{O} for which there is an \mathcal{O} -convex hull separating R from B . If \mathcal{O} is formed by two lines we considered two cases. In the first case we simultaneously rotate both lines around the origin. In the second case we rotate one of the lines while the second one remains fixed. In both cases our algorithms run in optimal $O(n \log n)$ time and $O(n)$ space. The optimality is shown by providing a matching lower bound for the problem. If instead \mathcal{O} is formed by $k \geq 2$ lines, we simultaneously rotate all the lines of \mathcal{O} around the origin. Our algorithm runs in this case in $O(1/\Theta \cdot N \log N)$ time and $O(1/\Theta \cdot N)$ space, where $N = \max\{k, |R| + |B|\}$ and Θ is the smallest among the sizes of the \mathcal{O} -wedges induced by the set of orientations.

The central strategy of all our algorithms is to perform an angular sweep in which, while we change the orientations of the lines of \mathcal{O} , we keep the number of blue points contained in the \mathcal{O} -convex hull of R . Note that, without increasing the time and space complexities, the angular sweep can be easily adapted to compute the set of angular intervals for which the \mathcal{O} -convex hull of R contains the minimum number of blue points. Using the terminology from Houle [24, 25], if such number is equal to zero, then the particular \mathcal{O} -convex hull is a *strong separator* for R and B , otherwise is a *weak separator* for R and B . Hence, our algorithm can be used to solve a variation of the so-called *weak separability problem* in which a given bichromatic point set is separated by an \mathcal{O} -convex hull.

Finally, we remark that the sweeping process can be also modified to add further optimizations. By applying the techniques from [5, 6] for example, we can obtain the \mathcal{O} -convex hull with the minimum (or maximum) area, perimeter, or number of vertices, that is either a strong or a weak separator for R and B . These additional optimizations do not increase neither the time nor the space complexities of the original algorithms.

References

- 1 James Abello, Vladimir Estivill-Castro, Thomas Shermer, and Jorge Urrutia. Illumination of orthogonal polygons with orthogonal floodlights. *International Journal of Computational Geometry & Applications*, 08(01):25–38, 1998. doi:10.1142/S0218195998000035.
- 2 Ankush Acharyya, Minati De, Subhas C. Nandy, and Supantha Pandit. Variations of largest rectangle recognition amidst a bichromatic point set. *Discrete Applied Mathematics*, 286:35–50, 2020. doi:10.1016/j.dam.2019.05.012.
- 3 Pankaj K. Agarwal, Boris Aronov, and Vladlen Koltun. Efficient algorithms for bichromatic separability. *ACM Trans. Algorithms*, 2(2):209–227, 2006. doi:10.1145/1150334.1150338.
- 4 Carlos Alegría, David Orden, Carlos Seara, and Jorge Urrutia. Detecting inclusions for \mathcal{O} -convex hulls of bichromatic point sets. In *Proceedings of the XVIII Spanish Meeting on Computational Geometry*, pages 47–50, 2019.
- 5 Carlos Alegría-Galicia, David Orden, Carlos Seara, and Jorge Urrutia. On the \mathcal{O}_β -hull of a planar point set. *Computational Geometry: Theory and Applications*, 68:277–291, 2018. doi:10.1016/j.comgeo.2017.06.003.
- 6 Carlos Alegría-Galicia, David Orden, Carlos Seara, and Jorge Urrutia. Efficient computation of minimum-area rectilinear convex hull under rotation and generalizations. *Journal of Global Optimization*, 70(3):687–714, 2021. doi:10.1007/s10898-020-00953-5.
- 7 Greg Aloupis, Luis Barba, and Stefan Langerman. Circle separability queries in logarithmic time. In *Proceedings of the 24th Canadian Conference on Computational Geometry*, CCCG’12, pages 121–125, August 2012.
- 8 Esther M. Arkin, Ferran Hurtado, Joseph S. B. Mitchel, Carlos Seara, and Steven S. Skiena. Some lower bounds on geometric separability problems. *International Journal of Computational Geometry & Applications*, 16(01):1–26, 2006. doi:10.1142/S0218195906001902.
- 9 Bogdan Armaselu and Ovidiu Daescu. Maximum area rectangle separating red and blue points, 2017. arXiv:1706.03268.
- 10 Boris Aronov, Delia Garijo, Yurai Núñez-Rodríguez, David Rappaport, Carlos Seara, and Jorge Urrutia. Minimizing the error of linear separators on linearly inseparable data. *Discrete Applied Mathematics*, 160(10):1441–1452, 2012. doi:10.1016/j.dam.2012.03.009.
- 11 David Avis, Bryan Beresford-Smith, Luc Devroye, Hossam Elgindy, Eric Guévremont, Ferran Hurtado, and Binhai Zhu. Unoriented Θ -maxima in the plane: Complexity and algorithms. *SIAM Journal on Computing*, 28(1):278–296, 1998. doi:10.1137/S0097539794277871.
- 12 Sang Won Bae, Chunseok Lee, Hee-Kap Ahn, Sunghee Choi, and Kyung-Yong Chwa. Computing minimum-area rectilinear convex hull and L-shape. *Computational Geometry: Theory and Applications*, 42(9):903–912, 2009. doi:10.1016/j.comgeo.2009.02.006.
- 13 Sang Won Bae and Sang Duk Yoon. Empty squares in arbitrary orientation among points. In *36th International Symposium on Computational Geometry*, 2020.
- 14 Therese Biedl and Burak Genç. Reconstructing orthogonal polyhedra from putative vertex sets. *Computational Geometry: Theory and Applications*, 44(8):409–417, 2011. doi:10.1016/j.comgeo.2011.04.002.
- 15 Arindam Biswas, Partha Bhowmick, Moumita Sarkar, and Bhargab B. Bhattacharya. A linear-time combinatorial algorithm to find the orthogonal hull of an object on the digital plane. *Information Sciences*, 216(Supplement C):176–195, 2012. doi:10.1016/j.ins.2012.05.029.
- 16 Jean Daniel. Boissonnat, Jurek Czyzowicz, Olivier Devillers, and Mariette Yvinec. Circular separability of polygons. *Algorithmica*, 30(1):67–82, 2001. doi:10.1007/s004530010078.
- 17 Carmen Cortés, José Miguel Díaz-Báñez, Pablo Pérez-Lantero, Carlos Seara, Jorge Urrutia, and Inmaculada Ventura. Bichromatic separability with two boxes: A general approach. *Journal of Algorithms*, 64(2):79–88, 2009. doi:10.1016/j.jalgor.2009.01.001.
- 18 Joshua J. Daymude, Robert Gmyr, Kristian Hinnenthal, Irina Kostitsyna, Christian Scheideler, and Andréa W. Richa. Convex hull formation for programmable matter. In *Proceedings of the 21st International Conference on Distributed Computing and Networking*, ICDNC 2020. Association for Computing Machinery, 2020. doi:10.1145/3369740.3372916.

- 19 José Miguel Díaz-Bañez, Mario A. López, Mercè Mora, Carlos Seara, and Inmaculada Ventura. Fitting a two-joint orthogonal chain to a point set. *Computational Geometry*, 44(3):135–147, 2011. doi:10.1016/j.comgeo.2010.07.005.
- 20 Herbert Edelsbrunner and Franco P. Preparata. Minimum polygonal separation. *Information and Computation*, 77(3):218–232, 1988. doi:10.1016/0890-5401(88)90049-1.
- 21 Eugene Fink and Derick Wood. *Restricted-orientation Convexity*. Monographs in Theoretical Computer Science (An EATCS Series). Springer-Verlag, 2004. doi:10.1007/978-3-642-18849-7.
- 22 Vojtěch Franěk. *On Algorithmic Characterization of Functional D-convex Hulls*. PhD thesis, Faculty of Mathematics and Physics, Charles University in Prague, 2008.
- 23 Vojtěch Franěk and Jiří Matoušek. Computing D -convex hulls in the plane. *Computational Geometry: Theory and Applications*, 42(1):81–89, 2009. doi:10.1016/j.comgeo.2008.03.003.
- 24 Michael F. Houle. *Weak Separability of Sets*. PhD thesis, McGill University, 1989.
- 25 Michael F. Houle. Algorithms for weak and wide separation of sets. *Discrete Applied Mathematics*, 45(2):139–159, 1993. doi:10.1016/0166-218X(93)90057-U.
- 26 Ferran Hurtado, Mercè Mora, Pedro A. Ramos, and Carlos Seara. Separability by two lines and by nearly straight polygonal chains. *Discrete Applied Mathematics*, 144(1):110–122, 2004. doi:10.1016/j.dam.2003.11.014.
- 27 Ferran Hurtado, Marc Noy, Pedro A. Ramos, and Carlos Seara. Separating objects in the plane by wedges and strips. *Discrete Applied Mathematics*, 109(1):109–138, 2001. doi:10.1016/S0166-218X(00)00230-4.
- 28 Ferran Hurtado, Carlos Seara, and Saurabh Sethia. Red-blue separability problems in 3D. *International Journal of Computational Geometry & Applications*, 15(02):167–192, 2005. doi:10.1142/S0218195905001646.
- 29 Nilanjana Karmakar and Arindam Biswas. Construction of 3D orthogonal convex hull of a digital object. In Reneta P. Barneva, Bhargab B. Bhattacharya, and Valentin E. Brimkov, editors, *Combinatorial Image Analysis*, pages 125–142. Springer International Publishing, 2015. doi:10.1007/978-3-319-26145-4_10.
- 30 O. L. Mangasarian. Misclassification minimization. *Journal of Global Optimization*, 5(4):309–323, 1994. doi:10.1007/BF01096681.
- 31 Alejandra Martinez-Moraian, David Orden, Leonidas Palios, Carlos Seara, and Paweł Żyliński. Generalized kernels of polygons under rotation. *Journal of Global Optimization*, 80(4):887–920, 2021. doi:10.1007/s10898-021-01020-3.
- 32 Nimrod Megiddo. Linear-time algorithms for linear programming in \mathbb{R}^3 and related problems. *SIAM Journal on Computing*, 12(4):759–776, 1983. doi:10.1137/0212052.
- 33 Zahra Moslehi and Alireza Bagheri. Separating bichromatic point sets by two disjoint isothetic rectangles. *Scientia Iranica*, 23(3):1228–1238, 2016. doi:10.24200/sci.2016.3891.
- 34 Zahra Moslehi and Alireza Bagheri. Separating bichromatic point sets by minimal triangles with a fixed angle. *International Journal of Foundations of Computer Science*, 28(04):309–320, 2017. doi:10.1142/S0129054117500198.
- 35 Hirotaka Nakayama and Naoko Kagaku. Pattern classification by linear goal programming and its extensions. *Journal of Global Optimization*, 12(2):111–126, 1998. doi:10.1023/A:1008244409770.
- 36 Tina M. Nicholl, Der-Tsai Lee, Yuh-Zen Liao, and Chak-Kuen Wong. On the X-Y convex hull of a set of X-Y polygons. *BIT Numerical Mathematics*, 23(4):456–471, 1983. doi:10.1007/BF01933620.
- 37 Joseph O’rourke, S. Rao Kosaraju, and Nimrod Megiddo. Computing circular separability. *Discrete & Computational Geometry*, 1:105–113, 1986.
- 38 Thomas Ottmann, Eljas Soisalon-Soininen, and Derick Wood. On the definition and computation of rectilinear convex hulls. *Information Sciences*, 33(3):157–171, 1984. doi:10.1016/0020-0255(84)90025-2.

- 39 Canek Peláez, Adriana Ramírez-Vigueras, Carlos Seara, and Jorge Urrutia. Weak separators, vector dominance, and the dual space. In *Proceedings of the XIV Spanish Meeting on Computational Geometry*, pages 233–236, 2011.
- 40 Franco P. Preparata and Michael Ian Shamos. *Computational geometry: An introduction*. Text and monographs in computer science. Springer-Verlag, 1985. doi:10.1007/978-1-4612-1098-6.
- 41 Gregory J. E. Rawlins. *Explorations in restricted-orientation geometry*. PhD thesis, School of Computer Science, University of Waterloo, 1987.
- 42 Gregory J.E. Rawlins and Derick Wood. Ortho-convexity and its generalizations. In Godfried T. Toussaint, editor, *Computational Morphology*, volume 6 of *Machine Intelligence and Pattern Recognition*, pages 137–152. North-Holland, 1988. doi:10.1016/B978-0-444-70467-2.50015-1.
- 43 Sven Schuierer and Derick Wood. Restricted-orientation visibility. Technical Report 40, Institut für Informatik, Universität Freiburg, 1991.
- 44 Carlos Seara. *On geometric separability*. PhD thesis, Universitat Politècnica de Catalunya, 2002.
- 45 Farnaz Sheikhi, Ali Mohades, Mark de Berg, and Mansoor Davoodi. Separating bichromatic point sets by L-shapes. *Computational Geometry: Theory and Applications*, 48(9):673–687, 2015. doi:10.1016/j.comgeo.2015.06.008.
- 46 Farnaz Sheikhi, Ali Mohades, Mark de Berg, and Ali D. Mehrabi. Separability of imprecise points. *Computational Geometry: Theory and Applications*, 61:24–37, 2017. doi:10.1016/j.comgeo.2016.10.001.
- 47 Wanbin Son, Seung-won Hwang, and Hee-Kap Ahn. MSSQ: Manhattan spatial skyline queries. *Information Systems*, 40:67–83, 2014. doi:10.1016/j.is.2013.10.001.
- 48 Eduardo Uchoa, Marcus Poggi de Aragão, and Celso C. Ribeiro. Preprocessing Steiner problems from VLSI layout. *Networks*, 40(1):38–50, 2002. doi:10.1002/net.10035.
- 49 Marc van Kreveld, Thijs van Lankveld, and Remco Veltkamp. Identifying well-covered minimal bounding rectangles in 2D point data. In *25th European Workshop on Computational Geometry*, pages 277–280, 2009.
- 50 Thijs van Lankveld, Marc van Kreveld, and Remco Veltkamp. Identifying rectangles in laser range data for urban scene reconstruction. *Computers & Graphics*, 35(3):719–725, 2011. doi:10.1016/j.cag.2011.03.004.