

# Joint Alignment of Multi-Task Feature and Label Spaces for Emotion Cause Pair Extraction

Shunjie Chen<sup>1</sup>, Xiaochuan Shi<sup>1</sup>, Jingye Li<sup>1</sup>, Shengqiong Wu<sup>2</sup>, Hao Fei<sup>2</sup>, Fei Li<sup>1†</sup>, Donghong Ji<sup>1</sup>

<sup>1</sup>Key Laboratory of Aerospace Information Security and Trusted Computing, Ministry of Education, School of Cyber Science and Engineering, Wuhan University, Wuhan, China

<sup>2</sup>School of Computing, National University of Singapore, Singapore

{shunjiechen, shixiaochuan, theodorelee, lifei\_csnlp, dhji}@whu.edu.cn  
swu@u.nus.edu, haofei37@nus.edu.sg

## Abstract

Emotion cause pair extraction (ECPE), as one of the derived subtasks of emotion cause analysis (ECA), shares rich inter-related features with emotion extraction (EE) and cause extraction (CE). Therefore EE and CE are frequently utilized as auxiliary tasks for better feature learning, modeled via multi-task learning (MTL) framework by prior works to achieve state-of-the-art (SoTA) ECPE results. However, existing MTL-based methods either fail to simultaneously model the specific features and the interactive feature in between, or suffer from the inconsistency of label prediction. In this work, we consider addressing the above challenges for improving ECPE by performing two alignment mechanisms with a novel A<sup>2</sup>Net model. We first propose a feature-task alignment to explicitly model the specific emotion-&cause-specific features and the shared interactive feature. Besides, an inter-task alignment is implemented, in which the label distance between the ECPE and the combinations of EE&CE are learned to be narrowed for better label consistency. Evaluations of benchmarks show that our methods outperform current best-performing systems on all ECA subtasks. Further analysis proves the importance of our proposed alignment mechanisms for the task.<sup>1</sup>

## 1 Introduction

Emotion cause analysis (ECA), detecting potential causes for certain emotion expressions in a document, has been a hot research topic in natural language processing (NLP) community (Lee et al., 2010; Gui et al., 2016; Fan et al., 2019). ECA has derived three associated tasks: EE, CE and ECPE. As illustrated in Figure 1(a), EE and CE detects the emotion and cause clauses respectively, while ECPE identifies both the emotion and cause clauses

<sup>†</sup>Corresponding author

<sup>1</sup>Our code is available at [https://github.com/cs199813/A2Net\\_ECPE](https://github.com/cs199813/A2Net_ECPE)

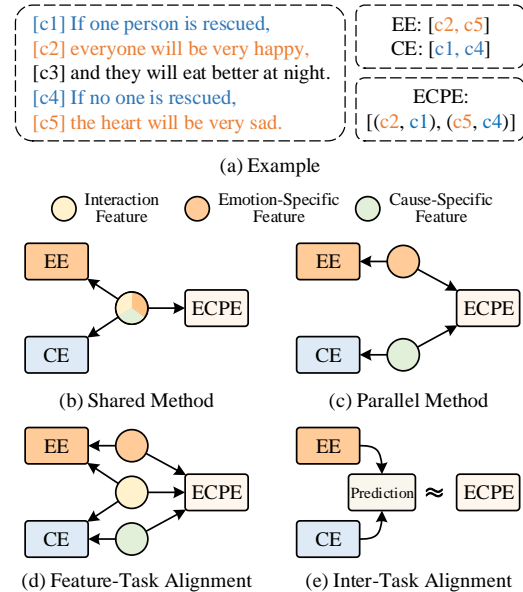


Figure 1: (a) illustrates three subtasks of ECA. (b) and (c) depicts the shared and parallel features encoding method, respectively. In (d) and (e) we show our proposed feature-task alignment mechanism and inter-task alignment mechanism, respectively.

as well as their semantic relation. By jointly modeling the clauses detection and the relational pairing, ECPE effectively relieves the noise introduction in the pipeline process, and thus receives most research attention recently (Ding et al., 2020a; Wei et al., 2020; Wu et al., 2022).

As there are close correlations among EE, CE and ECPE, existing ECPE works extensively treat EE and CE as auxiliary tasks for additional feature supports, and mostly adopt the multi-task learning framework to explicitly model the interdependency in between, thus achieving current SoTA performances (Wei et al., 2020; Ding et al., 2020a; Fan et al., 2021; Bao et al., 2022). From the view of feature encoding, there are two major categories of MTL-based ECPE methods: *shared feature encoding* method and *parallel feature encoding* method. As shown in Figure 1(b), shared

methods only learn mixed features via one encoder without distinguishing specific features for individual subtasks (Wei et al., 2020; Yuan et al., 2020). In contrast, parallel methods (Ding et al., 2020a,b; Fan et al., 2021) use two encoders to learn emotion- and cause-specific features separate (cf. Figure 1(c)), where unfortunately, the interaction among these tasks are overlooked. We argue that both the private emotion-specific and cause-specific features and the shared interactive feature are important to the final performance, which should be explicitly modeled in the MTL framework. To this end, we in this work propose a *feature-task alignment* (FTA) scheme of MTL for ECPE (cf. Figure 1(d)), in which we explicitly split three parts of features, and align them to EE, CE and ECPE respectively.

Meanwhile, aligning the label space in a MTL framework is crucial to overall ECPE performance, because intuitively all modules in the MTL process should reach a consensus. For example as in Figure 1(a), once “c1” is recognized as a cause clause by ECPE module, it should not be further predicted as a non-cause clause by CE module. We notice that such label consistency is not guaranteed in existing MTL-based ECPE methods, which could inevitably hurt the prediction. Therefore we further introduce a *inter-task alignment* (ITA) mechanism (cf. 1(e)) that learns to pull closer the label distance between the ECPE and the combinations of EE&CE, ensuring label consistency.

We implement the above ideas of feature-task alignment and inter-task alignment by developing a novel neural network, namely A<sup>2</sup>Net, as shown in Figure 2. First, we employ the BERT (Devlin et al., 2019) as document encoder for producing clauses representations. We then leverage the partition filter network (PFN) (Yan et al., 2021b) to implement the feature-task alignment, generating emotion-specific features, cause-specific features and interaction features, respectively. Afterwards, we apply emotion-specific and interaction features for EE, cause-specific and interaction features for CE, and all features for ECPE. Finally, we reach the goal of inter-task alignment by minimizing the bidirectional KL-divergence between the output distributions of ECPE and EE×CE, thus maintaining the consistency of label spaces among all tasks.

Our A<sup>2</sup>Net framework is evaluated on the ECA benchmark (Xia and Ding, 2019), where our system achieves new SoTA results on EE, CE and ECPE. Further analyses demonstrate that our

method learns better consistency in the predictions of all subtasks than existing baselines. Overall, this work contributes to three major aspects:

- We present an innovative multi-task learning based ECPE framework, where we further propose a feature-task alignment mechanism that can make better use of the shared features from EE and CE sources.
- We also introduce an inter-task alignment mechanism to reduce the inconsistency between the prediction results of ECPE and the EE&CE, significantly enhancing the performance as well as the robustness of the system.
- Our system empirically achieves new SoTA performances of the EE, CE and ECPE tasks on the benchmark.

## 2 Related Work

In NLP area, the analysis on sentiment and opinion is a long-standing research topic (Liu, 2012; Li et al., 2020; Wu et al., 2021; Fei et al., 2022a), including detecting of the sentiment polarities (Tang et al., 2016; Fei et al., 2022b; Shi et al., 2022) and the emotion categories (Lee et al., 2010; Neviarouskaya and Aono, 2013). One of the recent trend on the emotion detection has been upgraded to the emotion cause analysis (ECA). Centered on the topic of ECA, there are several subordinated tasks according to the extracting elements of emotion and cause, such as emotion cause extraction (ECE) (Lee et al., 2010; Neviarouskaya and Aono, 2013; Gui et al., 2016; Li et al., 2018) and ECPE (Xia and Ding, 2019; Wei et al., 2020; Bao et al., 2022).

Lee et al. (2010) pioneer the ECE task, in which the task is formulated as a word-level cause labeling problem. Following this work, initial research constructs rule-based methods (Neviarouskaya and Aono, 2013; Gao et al., 2015) and machine learning methods (Ghazi et al., 2015; Song and Meng, 2015) on their own corpus. Deep learning based methods greatly facilitate the line of this research (Fei et al., 2021a, 2022e,c, 2021b; Wei et al., 2019a). Recently, Gui et al. (2016) release a public corpus and re-formalize ECE as a clause-level classification problem, where the goal is to detect cause clauses for a given emotion in the text. The framework has received much attention in recent years and the corpus has become a benchmark ECA dataset (Gui et al., 2017; Li et al., 2018; Fan et al., 2019; Ding

et al., 2019; Hu et al., 2021b; Yan et al., 2021a; Hu et al., 2021a).

However, as Xia and Ding (2019) points out, the ECE task is limited to the task definition, i.e., emotion needs to be manually marked in advance. They thus introduce the ECPE task that simultaneously extract both the emotion and cause clauses as well as determining their relations, which has a better utility in real-world applications (Fei et al., 2022d, 2020). Thereafter, a line of subsequent research efforts are paid to ECPE within the last years (Ding et al., 2020b; Cheng et al., 2020; Fan et al., 2021; Bao et al., 2022).

Recent ECPE methods mostly employ the multi-task learning for simultaneously modeling the EE and CE as auxiliary tasks for making use of the shared features, and thus realize SoTA ECPE performances (Bao et al., 2022). Existing MTL-based ECPE works can largely be divided into two categories: parallel encoding and shared encoding methods. *Parallel methods* mostly learn the emotion/cause feature representations in mutually independent ways (Cheng et al., 2020; Ding et al., 2020a; Fan et al., 2021; Bao et al., 2022). Ding et al. (2020b); Chen et al. (2022) uses auxiliary task prediction to aid the interactions between emotion and cause features. However, the prediction values are limited to only a two-dimensional vector, leading to insufficient interaction between emotion and cause features.

*Shared methods* learn the mixed features by only one encoder without distinguishing between features of different tasks (Wei et al., 2020; Yuan et al., 2020; Wei et al., 2019b,c). In this work, we use the PFN (Yan et al., 2021b) to generate emotion-specific features, cause-specific features and interaction features and implement the feature-task alignment. Moreover, we use an inter-task alignment module to reduce the gap between EE, CE and ECPE, maintaining the consistency of the label space.

### 3 Methodology

**Task Formulation** Given a document consisting of  $N$  clauses  $\mathcal{D} = \{c_1, c_2, \dots, c_N\}$ , and each  $c_i$  denotes a subsection of a sentence separated by a comma. The goals of EE and CE task are extracting emotion clauses  $c_i^e \in \mathcal{D}$  and cause clauses  $c_j^c \in \mathcal{D}$  in the document, respectively, while ECPE task identifies the emotion-cause clause pair  $(c_i^e, c_j^c)$  that has causal relationship between emotion and

cause clauses.

As illustrated in Figure 2, the overall architecture of our A<sup>2</sup>Net consists of four tiers, including the encoder layer, feature-task alignment layer, prediction layer and inter-task alignment mechanism. First, following the previous work and we use BERT (Devlin et al., 2019) as encoder to yield contextualized clause representations from input documents. Then, to explicitly model task-specific features and task-shared features. We leverage a PFN (Yan et al., 2021b) to capture emotion- and cause-specific features and the interaction between them. Afterward, a prediction layer is used to align three combinations of three kinds of features from PFN with three tasks, and predict the emotion clauses, cause clauses and emotion-cause pair for EE, CE and ECPE, respectively. Finally, considering that there should be a consensus among all tasks. We propose an inter-task alignment mechanism to enhance the consistency between ECPE and EE×CE.

#### 3.1 Encoder Layer

Following (Wei et al., 2020), we also leverage pre-trained BERT language model (Devlin et al., 2019) as the underlying encoder to yield contextualized clause representations. Concretely, we insert a [CLS] token at the beginning of each clause and append a [SEP] token to the end, i.e.,  $c_i = \{[CLS], w_{i,1}, w_{i,2}, \dots, w_{i,M}, [SEP]\}$ . Then we concatenate them together as the input of BERT to generate contextualized token representations, in which we take the representation of [CLS] token in each clause  $c_i$  as its clause representation. After that, we obtain all the clause representations  $\mathbf{X} = \{\mathbf{x}_1, \mathbf{x}_2, \dots, \mathbf{x}_N\}$ .

#### 3.2 Feature-task Alignment Layer

We adopt partition filter network (PFN) (Yan et al., 2021b) to capture emotion- and cause-specific features and the interaction between them because of its powerful ability to extract task-specific features and interaction features. PFN is similar to the LSTM structure and has two task-related gates: the emotion gate and the cause gate. The gates filter features according to their contribution to each task with emotion and cause gates. In each time step, the encoder divides clause representation into three feature partitions: emotion partition, cause partition, and interaction partition, where interaction partition represents information useful to all tasks.

Specifically, at the  $i$  time step, we first generate

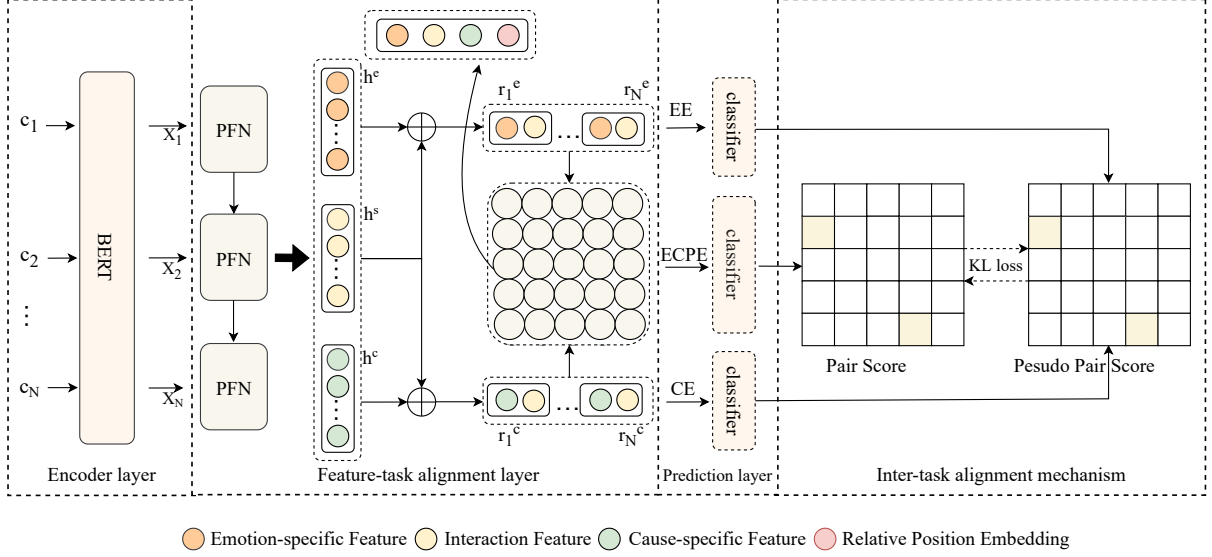


Figure 2: Overview of our A<sup>2</sup>Net model.

two task-related gates:

$$\begin{aligned} g_i^e &= \text{Cummax}(\text{Linear}([\mathbf{x}_i; \mathbf{h}_{i-1}])), \\ g_i^c &= 1 - \text{Cummax}(\text{Linear}([\mathbf{x}_i; \mathbf{h}_{i-1}])), \end{aligned} \quad (1)$$

where  $\text{Cummax}(\cdot) = \text{Cumsum}(\text{Softmax}(\cdot))$ , performs as a binary gate, and  $\text{Linear}(\cdot)$  denotes linear transformation, and  $\mathbf{h}_{i-1}$  is the hidden state of  $i-1$ -th clause. Each gate will divide clause representations into two segments: task-related and task-unrelated, according to their usefulness to the specific task. With the joint efforts of the two gates, the clause representation can be divided into three partitions: emotion partition  $\mathbf{p}_i^e$ , cause partition  $\mathbf{p}_i^c$  and interaction partition  $\mathbf{p}_i^s$ . We use task-related gates ( $g_i^c$  and  $g_i^e$ ) to calculate forgetting gates:

$$\begin{aligned} \mathbf{f}_i^s &= g_i^e \circ g_i^c, \\ \mathbf{f}_i^e &= g_i^e - \mathbf{f}_i^s, \\ \mathbf{f}_i^c &= g_i^c - \mathbf{f}_i^s, \end{aligned} \quad (2)$$

where  $\circ$  denotes element-wise multiplication,  $\mathbf{f}_i^e$ ,  $\mathbf{f}_i^c$  and  $\mathbf{f}_i^s$  are emotion, cause and interaction forgetting gates, respectively. Similarly, we also can obtain input gates  $\mathbf{o}_i^e$ ,  $\mathbf{o}_i^c$  and  $\mathbf{o}_i^s$  via Equation 1 and 2.

After that, we use forgetting and input gates to control the flow of input and history information:

$$\begin{aligned} \tilde{\mathbf{c}}_i &= \tanh(\text{Linear}([\mathbf{x}_i; \mathbf{h}_{i-1}])), \\ \mathbf{p}_i^s &= \mathbf{f}_i^s \circ \mathbf{c}_{i-1} + \mathbf{o}_i^s \circ \tilde{\mathbf{c}}_i, \\ \mathbf{p}_i^e &= \mathbf{f}_i^e \circ \mathbf{c}_{i-1} + \mathbf{o}_i^e \circ \tilde{\mathbf{c}}_i, \\ \mathbf{p}_i^c &= \mathbf{f}_i^c \circ \mathbf{c}_{i-1} + \mathbf{o}_i^c \circ \tilde{\mathbf{c}}_i, \end{aligned} \quad (3)$$

where  $\tilde{\mathbf{c}}_i$  denotes the current input information, and  $\mathbf{c}_{i-1}$  denotes the history information.

Next, we can obtain three feature representations: emotion feature  $\mathbf{h}_i^e$ , cause feature  $\mathbf{h}_i^c$  and inter-task interaction feature  $\mathbf{h}_i^s$  from the partition:

$$\begin{aligned} \mathbf{h}_i^s &= \tanh(\mathbf{p}_i^s), \\ \mathbf{h}_i^e &= \tanh(\mathbf{p}_i^e), \\ \mathbf{h}_i^c &= \tanh(\mathbf{p}_i^c). \end{aligned} \quad (4)$$

We further use the information in all three partitions to construct cell state  $\mathbf{c}_i$ , and hidden state  $\mathbf{h}_i$  for the next time step:

$$\begin{aligned} \mathbf{c}_i &= \text{Linear}([\mathbf{p}_i^e; \mathbf{p}_i^s; \mathbf{p}_i^c]), \\ \mathbf{h}_i &= \tanh(\mathbf{c}_i). \end{aligned} \quad (5)$$

After PFN, we can obtain the emotion-specific features  $\mathbf{h}_i^e$ , cause-specific features  $\mathbf{h}_i^c$  and the interaction features  $\mathbf{h}_i^s$ . First, we align features with the EE and CE tasks, in which we concatenate the features of emotion and cause with the interaction features separately and gain the emotion representations  $\mathbf{r}_i^e = [\mathbf{h}_i^e; \mathbf{h}_i^s]$  and the cause representations  $\mathbf{r}_i^c = [\mathbf{h}_i^c; \mathbf{h}_i^s]$ . Moreover, we consider aligning features with ECPE task, so we add task-specific features and interaction features to aggregate all the information about ECPE task:

$$\begin{aligned} \mathbf{h}_i^{e'} &= \mathbf{h}_i^e + \mathbf{h}_i^s, \\ \mathbf{h}_j^{c'} &= \mathbf{h}_j^c + \mathbf{h}_j^s, \\ \mathbf{r}_{ij} &= [\mathbf{h}_i^{e'}; \mathbf{h}_j^{c'}; \mathbf{e}_{ij}], \end{aligned} \quad (6)$$

where  $\mathbf{e}_{ij}$  denotes the relative position embedding following Wei et al. (2020).  $\mathbf{r}_{ij}$  is the final emotion-cause pair representation.

### 3.3 Prediction Layer

**Extracting Emotion/Cause** We feed  $\mathbf{r}_i^e$  and  $\mathbf{r}_i^c$  into two feedforward network (FFN) to obtain emotion prediction  $\hat{y}_i^e$  and cause prediction  $\hat{y}_i^c$  for the  $i$ -th clause:

$$\begin{aligned}\hat{y}_i^e &= \sigma(\text{FFN}(\mathbf{r}_i^e)), \\ \hat{y}_i^c &= \sigma(\text{FFN}(\mathbf{r}_i^c)),\end{aligned}\quad (7)$$

where  $\sigma(\cdot)$  means the sigmoid function.

The auxiliary task loss for emotion prediction and cause prediction can be formulated as:

$$\mathcal{L}_{aux} = - \sum_{i=1}^N (y_i^e \log(\hat{y}_i^e) + y_i^c \log(\hat{y}_i^c)), \quad (8)$$

where  $y_i^e$  and  $y_i^c$  are emotion and cause ground truth labels of clause  $c_i$ , respectively.

**Extracting Emotion Cause Pair** We employ a FFN with a sigmoid function to obtain the emotion-cause pair score  $\hat{y}_{ij}^p$ :

$$\hat{y}_{ij}^p = \sigma(\text{FFN}(\mathbf{r}_{ij})). \quad (9)$$

The loss function of emotion-cause pair extraction can be formalized as:

$$\mathcal{L}_{pair} = - \sum_{i=1}^N \sum_{j=1}^N y_{ij}^p \log(\hat{y}_{ij}^p), \quad (10)$$

where  $y_{ij}^p$  is the ground truth label of the clause pair  $(c_i, c_j)$ .

### 3.4 Inter-task Alignment Mechanism

As we argued earlier, the predictions of EE and CE could be inconsistent with ECPE, i.e., the emotion in the emotion-cause pair predicted by ECPE could not be detected by EE, which hinders the task for further improvements. To address this issue, we propose an inter-task alignment (ITA) mechanism to constrain the predicted scores between ECPE and auxiliary tasks during the training period. First, we leverage the emotion score  $\hat{y}_i^e$  and the cause score  $\hat{y}_j^c$  to get the pre-pseudo pair score  $\sqrt{\hat{y}_i^e \hat{y}_j^c}$ . Note that there could not exist a causal relationship in pairs matched from predictions of EE and CE. Thus, as shown in Figure 3, we calculate the pseudo emotion-cause pair score  $\tilde{y}_{ij}^p$  as follows:

$$\tilde{y}_{ij}^p = \alpha_{ij} \sqrt{\hat{y}_i^e \hat{y}_j^c}, \quad (11)$$

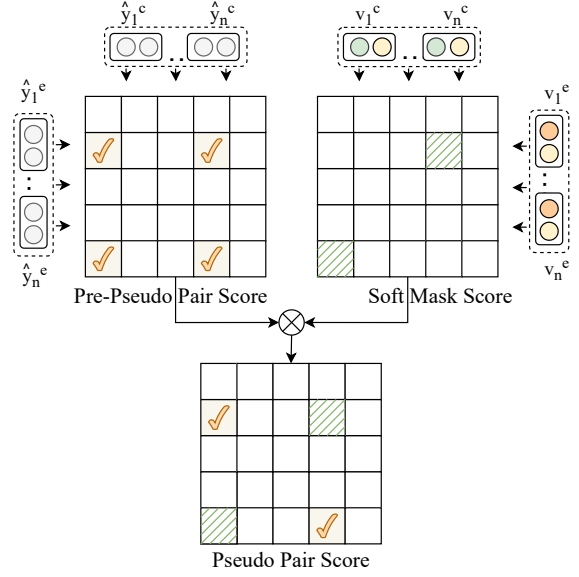


Figure 3: The generation of pseudo pair score, where  $\checkmark$  denotes candidate emotion-cause pairs, green grids represent the masked pair.

where  $\alpha_{ij}$  ( $0 \leq \alpha_{ij} \leq 1$ ) is a soft mask score for the pseudo pair  $(\hat{y}_i^e, \hat{y}_j^c)$ , which can reduce the score of fake emotion-cause pairs in pre-pseudo pairs score.  $\alpha_{ij}$  is computed by:

$$\begin{aligned}t_{ij} &= \frac{(\mathbf{v}_i^e)^\top \mathbf{v}_j^c}{\sqrt{d}}, \\ \alpha_{ij} &= \frac{\exp(t_{ij})}{\sum_j^N \exp(t_{ij})},\end{aligned}\quad (12)$$

where  $\mathbf{v}_i^e$  and  $\mathbf{v}_j^c$  are obtained from  $\mathbf{r}_i^e = [\mathbf{h}_i^e; \mathbf{h}_i^s]$  and  $\mathbf{r}_j^c = [\mathbf{h}_j^c; \mathbf{h}_j^s]$  with FFNs, respectively. The  $d$  denotes the dimension of  $\mathbf{v}_i^e$  and  $\mathbf{v}_j^c$ .

Then we reduce the gap between the pseudo emotion-cause pair score  $\tilde{y}_{ij}^p$  from EE and CE and the true emotion-cause pair score  $\hat{y}_{ij}^p$  from ECPE using Kullback Leibler (KL) Divergence:

$$\begin{aligned}\mathcal{L}_{KL} &= \frac{1}{2} \sum_{i=1}^N \sum_{j=1}^N (\text{KL}(\tilde{y}_{ij}^p || \hat{y}_{ij}^p) + \text{KL}(\hat{y}_{ij}^p || \tilde{y}_{ij}^p)) \\ &= \frac{1}{2} \left( \sum_{i=1}^N \sum_{j=1}^N (\tilde{y}_{ij}^p \log(\frac{\tilde{y}_{ij}^p}{\hat{y}_{ij}^p}) + \hat{y}_{ij}^p \log(\frac{\hat{y}_{ij}^p}{\tilde{y}_{ij}^p})) \right).\end{aligned}\quad (13)$$

**Optimization** The final loss of our model is a weighted sum of  $\mathcal{L}_{pair}$ ,  $\mathcal{L}_{aux}$  and  $\mathcal{L}_{KL}$ :

$$\mathcal{L} = \mathcal{L}_{pair} + \lambda_1 \mathcal{L}_{aux} + \lambda_2 \mathcal{L}_{KL}, \quad (14)$$

where  $\lambda_1$  and  $\lambda_2$  are hyperparameters.

Approach	ECPE			EE			CE		
	P	R	F1	P	R	F1	P	R	F1
ANTS	72.43	63.66	67.76	81.96	73.29	77.39	74.90	66.02	70.18
TransECPE	73.74	63.07	67.99	87.16	82.44	84.74	75.62	64.71	69.74
ECPE-2D	72.92	65.44	68.89	86.27	<b>92.21</b>	89.10	73.36	69.34	71.23
PairGCN	76.92	67.91	72.02	88.57	79.58	83.75	<u>79.07</u>	69.28	73.75
RANKCP	71.19	<u>76.30</u>	73.60	<u>91.23</u>	89.99	<u>90.57</u>	74.61	77.88	76.15
ECPE-MLL	<u>77.00</u>	72.35	74.52	86.08	<u>91.91</u>	88.86	73.82	<u>79.12</u>	76.30
MGSAG	<b>77.43</b>	73.21	<u>75.21</u>	<b>92.08</b>	82.11	87.17	<b>79.79</b>	74.68	<u>77.12</u>
A <sup>2</sup> Net(ours)	75.03	<b>77.80</b>	<b>76.34</b>	90.67	90.98	<b>90.80</b>	77.62	<b>79.20</b>	<b>78.35</b>

Table 1: Comparisons with baselines on Chinese benchmark ECPE corpus. For a fair comparison, they all use BERT as the encoder. The best performance is in **bold** and the second best performance is underlined.

## 4 Experiments Settings

### 4.1 Dataset and Metrics

We conducted experiments on the Chinese benchmark dataset provided by [Xia and Ding \(2019\)](#) to evaluate the effectiveness of our proposed model A<sup>2</sup>Net. For fair comparisons, following previous work we use 10-fold cross-validation as the data split strategy and the precision (P), recall (R), and F1 score (F1) as evaluation metrics. Meanwhile, we also verify the performance of two auxiliary tasks: emotion extraction (EE) and cause extraction (CE), using the same evaluation metrics as ECPE.

### 4.2 Implementation Details

We apply PyTorch to implement our framework.<sup>2</sup> We leverage pre-trained language model BERT ([Devlin et al., 2019](#)) as our embedding layer.<sup>3</sup> We employ one-layer PFN ([Yan et al., 2021b](#)) with hidden size of 300. Besides, the hyperparameters  $\lambda_1$  and  $\lambda_2$  are both set to 0.4. We set the batch size and the learning rate to 4 and  $2e-5$ , respectively. We apply AdamW ([Loshchilov and Hutter, 2017](#)) to optimize our model parameters. To prevent overfitting, the dropout rate is set to 0.1.

### 4.3 Baselines

In order to verify the effectiveness of our proposed model A<sup>2</sup>Net, we compared it with the following strong methods. For a fair comparison, they all use BERT as the encoder.

- **ANTS** ([Yuan et al., 2020](#)): ANTS solves

<sup>2</sup><https://pytorch.org>

<sup>3</sup>The version of BERT is bert-base-chinese.

ECPE with a sequence labeling approach and proposes a tagging scheme.

- **TransECPE** ([Fan et al., 2020](#)): TransECPE is a transition-based framework that converts ECPE into a parsing-like directed graph construction task.
- **ECPE-2D** ([Ding et al., 2020a](#)): ECPE-2D leverages clauses pairs to construct a 2D representation matrix which integrated with auxiliary task predictions for ECPE task.
- **PairGCN** ([Chen et al., 2020](#)): This method models the dependency relations among clause pairs with graph convolution networks.
- **RANKCP** ([Wei et al., 2020](#)): RANKCP tackles the ECPE task from a ranking perspective and uses graph attention to model the inter-clause relations.
- **ECPE-MLL** ([Ding et al., 2020b](#)): ECPE-MLL converts the ECPE task into the emotion-pivot cause extraction and the cause-pivot emotion extraction using the sliding window strategy.
- **MGSAG** ([Bao et al., 2022](#)): MGSAG constructs a multi-granularity semantic aware graph to deal with ECPE task, and it is the current SoTA approach.

## 5 Experimental Results

### 5.1 Main Results

Table 1 shows the comparison results of our model (A<sup>2</sup>Net) with the strong baselines on the emotion-cause pair extraction (ECPE) task and two auxiliary tasks: emotion extraction (EE) and cause extraction (CE).

	ECPE	EE	CE
A <sup>2</sup> Net (ours)	<b>76.34</b>	<b>90.80</b>	<b>78.35</b>
w/ Shared encoding	69.97	84.81	72.66
w/ Parallel encoding	75.59	89.75	78.03

Table 2: Performances (F1) with different feature encoding schemes.

For the ECPE task, it is clear that our model A<sup>2</sup>Net achieves 1.13% and 1.82% F1-score improvement over MGSAG (the current best method) and ECPE-MLL, respectively. Further analysis, we can find that the above advantage mainly comes from the improvement of the recall. Compared with MGSAG and ECPE-MLL, our recall is increased by 4.59% and 5.45% respectively, which indicates that consistent prediction on the three tasks allows the A<sup>2</sup>Net model to detect more emotion-cause pairs under a considerable precision.

For auxiliary tasks, on the EE task, our model achieves 3.63% and 1.94% F1 improvement over MGSAG and ECPE-MLL, and 0.23% F1 improvement over the previous best model RANKCP. On the CE task, our model yields a great improvement of F1 scores by 1.23% in comparison with the top-performing baseline MGSAG, and achieves 2.20% and 2.05% F1 improvement over RANKCP and ECPE-MLL.

We argue that all improvements come mainly from our proposed feature-task alignment module and inter-task alignment module. Both alignment mechanisms are able to collaboratively improve the performances of all tasks, and enhance the robustness of the model. In the following part we performed corresponding experiments to verify our ideas.

## 5.2 Effect of Feature-task Alignment

The feature-task alignment module is capable of generating efficiency and independent task-specific and interactive features. To verify the effectiveness of our feature-task alignment, we replaced the PFN with two encoding schemes: shared encoding and parallel encoding. The results are shown in Table 2.

In terms of the shared encoding, we encode the emotion features and cause features using a shared BiLSTM, in which emotion and cause features are entangled. For parallel encoding, we utilize two BiLSTMs to capture emotion features and cause features separately, in which interaction informa-

	ECPE	EE	CE
A <sup>2</sup> Net (ours)	<b>76.34</b>	<b>90.80</b>	<b>78.35</b>
w/o ECPE→EE×CE	75.83	90.65	78.05
w/o EE×CE→ECPE	75.50	90.54	77.60
w/o ITA	75.32	90.05	77.37
w/o EE & CE	74.39	-	-

Table 3: Ablation study of inter-task alignment module and auxiliary task (F1). The ECPE→EE×CE means we use the prediction distribution of ECPE to align to EE×CE (i.e.,  $KL(\hat{y}_{ij}^p || \hat{y}_{ij}^p)$  in Eq.13), and vice versa.

tion among different tasks is not considered. Firstly, we observe that the model with parallel encoding significantly outperforms the shared encoding among three tasks, indicating that it is important for the model to consider task-specific features. Furthermore, we can see that our model enjoys better performances when we consider both task-specific features and shared interaction features, compared with the parallel encoding. This shows the necessity of aligning feature spaces for different tasks.

## 5.3 Effect of Inter-task Alignment

In this section, we investigate the effect of the inter-task alignment (ITA) mechanism and auxiliary tasks for A<sup>2</sup>Net, and the results are plotted in Table 3.

We first analyze the effect of the aligned direction of the inter-task alignment mechanism. When we merely apply unidirectional alignment to regulate the predictions between ECPE and two auxiliary tasks, we can observe slight performance drops on three tasks to some extent. Furthermore, after removing the inter-task alignment mechanism (bidirectional alignment), we find that the overall decreases in F1 score on three tasks happen, and are more than the any unidirectional alignment, which verifies the helpfulness of the alignment in label spaces among tasks, and bi-direction of alignment are more important for our model.

Besides, we also explore the effectiveness of auxiliary tasks, EE and CE. It should be noted that inter-task alignment module does not work after the auxiliary tasks are removed. When the auxiliary tasks are further removed, we can see that the model performances drop significantly, demonstrating that the auxiliary task can effectively contribute to the ECPE task.

Document	A <sup>2</sup> Net(w/o ITA)	A <sup>2</sup> Net	Ground-truth
... The police visited the villagers of Nanyuan Village (c3), and they learned that Meng was playing mahjong at a mahjong parlor opposite his home the day before the incident (c4), through inquiries (c5), <b>it was found that only Wang from the same village had gone out to an unknown destination</b> (c6), <b>which aroused the suspicion of the police</b> (c7).	ECPE:[c7, c6] EE:[] CE:[c6]	ECPE:[c7, c6] EE:[c7] CE:[c6]	ECPE:[c7, c6] EE:[c7] CE:[c6]
On March 14 (c1), a magnitude 4.3 earthquake occurred in Yingquan District, Fuyang City, Anhui (c2). Then (c3), <b>a rumor of a magnitude 6.8 earthquake occurred in Fuyang City at 2:15 am on March 15.</b> (c4), <b>which caused people to panic</b> (c5)...	ECPE:[c5, c4] EE:[c5] CE:[c2], [c4]	ECPE:[c5, c4] EE:[c5] CE:[c4]	ECPE:[c5, c4] EE:[c5] CE:[c4]
Mr. Feng said frankly (c1), Jingjing is naughty on weekdays (c2), and sometimes he is not polite (c3), <b>but when it comes to the reason for this injury</b> (c4), <b>he can't hide his anger</b> (c5), just because of my son Drank other children's yogurt (c6). Teacher Xing lost her mind (c7), she was emotionally out of control (c8), then pulled the child out of the door (c9), the child was injured when the door was closed (c10)...	ECPE:[c5,c4],[c5,c6] EE:[c5] CE:[c4], [c6]	ECPE:[c5,c4] EE:[c5] CE:[c4]	ECPE:[c5,c4] EE:[c5] CE:[c4]

Table 4: Two examples for the case study. The words in orange are the emotion clause, and the words in blue are the cause clause. The green means correct predictions, red means wrong predictions.

#### 5.4 Analysis of Prediction Consistency Cross Tasks

In order to verify the effect of our proposed feature-task alignment module and inter-task alignment module on model prediction consistency among tasks, we conduct the experiments with multiple variants of A<sup>2</sup>Net and the baseline RANKCP, as shown in Figure 4. Specifically, we disassemble the emotion-cause pairs into a set of emotion clauses and a set of cause clauses which are considered as gold labels for EE and CE, respectively. We calculated the consistency rate to evaluate the consistency of EE and CE tasks with ECPE task predictions by (EE & ECPE) / ECPE or (CE & ECPE) / ECPE, where EE, CE and ECPE denote the prediction results of corresponding tasks and & denotes the logic AND.

On the EE task, we can find that when our model A<sup>2</sup>Net removes the FTA and ITA modules, the consistency rate drops significantly, but when our model only removes FTA or ITA, the consistency rate decreases slightly. Furthermore, all of them outperform RANKCP, which indicates that FTA and ITA have well aligned EE with ECPE.

On the CE task, we can find that a dramatic drop occurs when we remove the FTA and ITA modules. The consistency rate decreases slightly when only ITA is removed, while the consistency rate decreases more when only FTA is removed, indicating that our feature-level alignment is more effective for CE tasks. Moreover, all of them receive better consistency than RANKCP, indicating that both FTA and ITA are able to align CE and

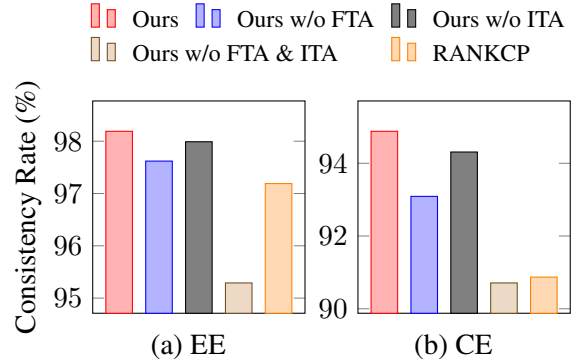


Figure 4: Consistency of ECPE and EE (a), as well as CE (b).

ECPE.

#### 5.5 Case Analysis

Finally, to better understand the capacity of our proposed model, we empirically perform case study on EE, CE and ECPE tasks. Specifically, we demonstrate some predictions based on three instances randomly selected from testset, as shown in Table 4.

In the first example, our A<sup>2</sup>Net without ITA correctly predicts the emotion cause pair (c<sub>7</sub>, c<sub>6</sub>) on the ECPE task and incorrectly on the EE and CE tasks. In contrast, our A<sup>2</sup>Net model correctly predicts all ECPE, EE, and CE tasks after going through the inter-task alignment module. In the second example, A<sup>2</sup>Net without ITA correctly predicts the emotion cause pair (c<sub>5</sub>, c<sub>4</sub>) on the ECPE task and incorrectly on the CE tasks. However, A<sup>2</sup>Net model correctly predicts all EE, CE and



Model	#Param	Speed(doc/s)
RANKCP	105.97M	195
A <sup>2</sup> Net (ours)	104.97M	195
w/o ITA	104.97M	195

Table 5: Parameter number and inference speed comparisons on ECPE. All models are tested with batch size 4.

ECPE tasks. In the third example, A<sup>2</sup>Net without ITA predicts correctly in the EE task and incorrectly detects the cause clause  $c_6$  in the CE task. Meanwhile, the emotion-cause pair ( $c_5, c_6$ ) is predicted incorrectly. Nonetheless, after the inter-task alignment module, all predictions were correct in both the ECPE and CE tasks.

This shows that after aligning between tasks, the model can identify emotion-corresponding causes, which is like the role of our proposed soft mask score. We find that these cases are common in our dataset, which ultimately leads directly to an improvement in our model performance. This also demonstrates that our inter-task alignment module can normalize the inter-task training to make the model performs better and more stable.

## 5.6 Model Efficiency Analysis

In order to test the efficiency of our model, we conduct the experiments with multiple variants of A<sup>2</sup>Net and the baseline RANKCP, and the results are plotted in Table 5.

In terms of parameter quantity, our A<sup>2</sup>Net model is even less than RANKCP, and it can be found that since the ITA module does not introduce additional parameters, w/o ITA does not change the parameter quantity. In terms of inference speed, our model has the same inference speed as RANKCP, which shows that the efficiency of our model does not decrease due to the addition of the alignment mechanism.

## 6 Conclusion

Existing best-performing ECPE works extensively leverage EE and CE as auxiliary tasks for better feature learning via multi-task learning (MTL). In this paper, we further enhance the existing best-performing MTL-based ECPE by proposing feature-task alignment and inter-task alignment mechanisms. At the feature space, the feature-task alignment mechanism aligns the task-specific features and the shared interactive feature with corre-

sponding tasks. At the label space, the inter-task alignment mechanism reduces the inconsistency among the predicted labels of EE, CE and ECPE. Experimental results on the benchmark ECPE data demonstrate the effectiveness of our methods. Further analysis shows that our system achieves better consistency than existing baselines, which explains the improvements of our model. The idea to align the feature space and label space in MTL framework is promising. In the future work, we consider further constructing intra-clause relations, inter-clause relations, and relations among pairs of clauses for ECPE.

## Acknowledgements

This work is supported by the National Natural Science Foundation of China (No. 62176187), the National Key Research and Development Program of China (No. 2017YFC1200500), the Research Foundation of Ministry of Education of China (No. 18JZD015), the Youth Fund for Humanities and Social Science Research of Ministry of Education of China (No. 22YJCZH064), the General Project of Natural Science Foundation of Hubei Province (No.2021CFB385). This work is also the research result of the independent scientific research project of Wuhan University, supported by the Fundamental Research Funds for the Central Universities.

## References

- Yinan Bao, Qianwen Ma, Lingwei Wei, Wei Zhou, and Songlin Hu. 2022. Multi-granularity semantic aware graph model for reducing position bias in emotion cause pair extraction. In *Findings of the Association for Computational Linguistics: ACL 2022*, pages 1203–1213.
- Fang Chen, Ziwei Shi, Zhongliang Yang, and Yongfeng Huang. 2022. Recurrent synchronization network for emotion-cause pair extraction. *Knowledge-Based Systems*, 238:107965.
- Ying Chen, Wenjun Hou, Shoushan Li, Caicong Wu, and Xiaoqiang Zhang. 2020. End-to-end emotion-cause pair extraction with graph convolutional network. In *Proceedings of the 28th International Conference on Computational Linguistics*, pages 198–207.
- Zifeng Cheng, Zhiwei Jiang, Yafeng Yin, Hua Yu, and Qing Gu. 2020. A symmetric local search network for emotion-cause pair extraction. In *Proceedings of the 28th International Conference on Computational Linguistics*, pages 139–149.

- Jacob Devlin, Ming-Wei Chang, Kenton Lee, and Kristina Toutanova. 2019. BERT: Pre-training of deep bidirectional transformers for language understanding. In *Proceedings of the 2019 Conference of the North American Chapter of the Association for Computational Linguistics: Human Language Technologies, Volume 1 (Long and Short Papers)*, pages 4171–4186.
- Zixiang Ding, Huihui He, Mengran Zhang, and Rui Xia. 2019. From independent prediction to re-ordered prediction: Integrating relative position and global label information to emotion cause identification. In *Proceedings of the AAAI Conference on Artificial Intelligence*, pages 6343–6350.
- Zixiang Ding, Rui Xia, and Jianfei Yu. 2020a. Ecpe-2d: emotion-cause pair extraction based on joint two-dimensional representation, interaction and prediction. In *Proceedings of the 58th Annual Meeting of the Association for Computational Linguistics*, pages 3161–3170.
- Zixiang Ding, Rui Xia, and Jianfei Yu. 2020b. End-to-end emotion-cause pair extraction based on sliding window multi-label learning. In *Proceedings of the 2020 Conference on Empirical Methods in Natural Language Processing (EMNLP)*, pages 3574–3583.
- Chuang Fan, Hongyu Yan, Jiachen Du, Lin Gui, Lidong Bing, Min Yang, Ruifeng Xu, and Ruibin Mao. 2019. A knowledge regularized hierarchical approach for emotion cause analysis. In *Proceedings of the 2019 Conference on Empirical Methods in Natural Language Processing and the 9th International Joint Conference on Natural Language Processing (EMNLP-IJCNLP)*, pages 5614–5624.
- Chuang Fan, Chaofa Yuan, Jiachen Du, Lin Gui, Min Yang, and Ruifeng Xu. 2020. Transition-based directed graph construction for emotion-cause pair extraction. In *Proceedings of the 58th Annual Meeting of the Association for Computational Linguistics*, pages 3707–3717.
- Wei Fan, Yuexuan Zhu, Ziyun Wei, Tianyu Yang, WH Ip, and Yuxiang Zhang. 2021. Order-guided deep neural network for emotion-cause pair prediction. *Applied Soft Computing*, 112:107818.
- Hao Fei, Chenliang Li, Donghong Ji, and Fei Li. 2022a. Mutual disentanglement learning for joint fine-grained sentiment classification and controllable text generation. In *Proceedings of the 45th International ACM SIGIR Conference on Research and Development in Information Retrieval*, pages 1555–1565.
- Hao Fei, Fei Li, Bobo Li, and Donghong Ji. 2021a. Encoder-decoder based unified semantic role labeling with label-aware syntax. In *Proceedings of the AAAI Conference on Artificial Intelligence*, pages 12794–12802.
- Hao Fei, Fei Li, Chenliang Li, Shengqiong Wu, Jingye Li, and Donghong Ji. 2022b. Inheriting the wisdom of predecessors: A multiplex cascade framework for unified aspect-based sentiment analysis. In *Proceedings of the Thirty-First International Joint Conference on Artificial Intelligence, IJCAI*, pages 4096–4103.
- Hao Fei, Jingye Li, Shengqiong Wu, Chenliang Li, Donghong Ji, and Fei Li. 2022c. Global inference with explicit syntactic and discourse structures for dialogue-level relation extraction. In *Proceedings of the Thirty-First International Joint Conference on Artificial Intelligence, IJCAI*, pages 4082–4088.
- Hao Fei, Shengqiong Wu, Yafeng Ren, and Meishan Zhang. 2022d. Matching structure for dual learning. In *Proceedings of the International Conference on Machine Learning, ICML*, pages 6373–6391.
- Hao Fei, Shengqiong Wu, Meishan Zhang, Yafeng Ren, and Donghong Ji. 2022e. Conversational semantic role labeling with predicate-oriented latent graph. In *Proceedings of the Thirty-First International Joint Conference on Artificial Intelligence, IJCAI*, pages 4089–4095.
- Hao Fei, Meishan Zhang, and Donghong Ji. 2020. Cross-lingual semantic role labeling with high-quality translated training corpus. In *Proceedings of the 58th Annual Meeting of the Association for Computational Linguistics*, pages 7014–7026.
- Hao Fei, Meishan Zhang, Bobo Li, and Donghong Ji. 2021b. End-to-end semantic role labeling with neural transition-based model. In *Proceedings of the AAAI Conference on Artificial Intelligence*, pages 12803–12811.
- Kai Gao, Hua Xu, and Jiushuo Wang. 2015. Emotion cause detection for chinese micro-blogs based on ecocc model. In *Proceedings of the Pacific-Asia Conference on Knowledge Discovery and Data Mining*, pages 3–14.
- Diman Ghazi, Diana Inkpen, and Stan Szpakowicz. 2015. Detecting emotion stimuli in emotion-bearing sentences. In *Proceedings of International Conference on Intelligent Text Processing and Computational Linguistics*, pages 152–165.
- Lin Gui, Jiannan Hu, Yulan He, Ruifeng Xu, Qin Lu, and Jiachen Du. 2017. A question answering approach for emotion cause extraction. In *Proceedings of the 2017 Conference on Empirical Methods in Natural Language Processing*, pages 1593–1602.
- Lin Gui, Dongyin Wu, Ruifeng Xu, Qin Lu, and Yu Zhou. 2016. Event-driven emotion cause extraction with corpus construction. In *Proceedings of the 2016 Conference on Empirical Methods in Natural Language Processing*, pages 1639–1649.
- Guimin Hu, Guangming Lu, and Yi Zhao. 2021a. Bidirectional hierarchical attention networks based on document-level context for emotion cause extraction.

- In *Proceedings of the Findings of the Association for Computational Linguistics: EMNLP 2021*, pages 558–568.
- Guimin Hu, Guangming Lu, and Yi Zhao. 2021b. Fss-gcn: A graph convolutional networks with fusion of semantic and structure for emotion cause analysis. *Knowledge-Based Systems*, 212:106584.
- Sophia Yat Mei Lee, Ying Chen, and Chu-Ren Huang. 2010. A text-driven rule-based system for emotion cause detection. In *Proceedings of the NAACL HLT 2010 workshop on computational approaches to analysis and generation of emotion in text*, pages 45–53.
- Jingye Li, Hao Fei, and Donghong Ji. 2020. Modeling local contexts for joint dialogue act recognition and sentiment classification with bi-channel dynamic convolutions. In *Proceedings of the 28th International Conference on Computational Linguistics, COLING*, pages 616–626.
- Xiangju Li, Kaisong Song, Shi Feng, Daling Wang, and Yifei Zhang. 2018. A co-attention neural network model for emotion cause analysis with emotional context awareness. In *Proceedings of the 2018 Conference on Empirical Methods in Natural Language Processing*, pages 4752–4757.
- Bing Liu. 2012. Sentiment analysis and opinion mining. *Synthesis lectures on human language technologies*, 5(1):1–167.
- Ilya Loshchilov and Frank Hutter. 2017. Fixing weight decay regularization in adam. *CoRR*, abs/1711.05101.
- Alena Neviarouskaya and Masaki Aono. 2013. Extracting causes of emotions from text. In *Proceedings of the Sixth International Joint Conference on Natural Language Processing*, pages 932–936.
- Wenxuan Shi, Fei Li, Jingye Li, Hao Fei, and Donghong Ji. 2022. Effective token graph modeling using a novel labeling strategy for structured sentiment analysis. In *Proceedings of the 60th Annual Meeting of the Association for Computational Linguistics*, pages 4232–4241.
- Shuangyong Song and Yao Meng. 2015. Detecting concept-level emotion cause in microblogging. In *Proceedings of the 24th International Conference on World Wide Web*, pages 119–120.
- Duyu Tang, Bing Qin, and Ting Liu. 2016. Aspect level sentiment classification with deep memory network. In *Proceedings of the Conference on Empirical Methods in Natural Language Processing (EMNLP)*, pages 214–224.
- Penghui Wei, Jiahao Zhao, and Wenji Mao. 2020. Effective inter-clause modeling for end-to-end emotion-cause pair extraction. In *Proceedings of the 58th Annual Meeting of the Association for Computational Linguistics*, pages 3171–3181.
- Yinwei Wei, Zhiyong Cheng, Xuzheng Yu, Zhou Zhao, Lei Zhu, and Liqiang Nie. 2019a. Personalized hashtag recommendation for micro-videos. In *Proceedings of the 27th ACM International Conference on Multimedia*, pages 1446–1454.
- Yinwei Wei, Xiang Wang, Weili Guan, Liqiang Nie, Zhouchen Lin, and Baoquan Chen. 2019b. Neural multimodal cooperative learning toward micro-video understanding. *IEEE Transactions on Image Processing*, 29:1–14.
- Yinwei Wei, Xiang Wang, Liqiang Nie, Xiangnan He, Richang Hong, and Tat-Seng Chua. 2019c. Mmgn: Multi-modal graph convolution network for personalized recommendation of micro-video. In *Proceedings of the 27th ACM International Conference on Multimedia*, pages 1437–1445.
- Shengqiong Wu, Hao Fei, Fei Li, Meishan Zhang, Yijiang Liu, Chong Teng, and Donghong Ji. 2022. Mastering the explicit opinion-role interaction: Syntax-aided neural transition system for unified opinion role labeling. In *Proceedings of the AAAI Conference on Artificial Intelligence*, pages 11513–11521.
- Shengqiong Wu, Hao Fei, Yafeng Ren, Donghong Ji, and Jingye Li. 2021. Learn from syntax: Improving pair-wise aspect and opinion terms extraction with rich syntactic knowledge. In *Proceedings of the Thirtieth International Joint Conference on Artificial Intelligence*, pages 3957–3963.
- Rui Xia and Zixiang Ding. 2019. Emotion-cause pair extraction: A new task to emotion analysis in texts. In *Proceedings of the 57th Annual Meeting of the Association for Computational Linguistics*, pages 1003–1012.
- Hanqi Yan, Lin Gui, Gabriele Pergola, and Yulan He. 2021a. Position bias mitigation: A knowledge-aware graph model for emotion cause extraction. In *Proceedings of the 59th Annual Meeting of the Association for Computational Linguistics and the 11th International Joint Conference on Natural Language Processing (Volume 1: Long Papers)*, pages 3364–3375.
- Zhiheng Yan, Chong Zhang, Jinlan Fu, Qi Zhang, and Zhongyu Wei. 2021b. A partition filter network for joint entity and relation extraction. In *Proceedings of the 2021 Conference on Empirical Methods in Natural Language Processing*, pages 185–197.
- Chaofa Yuan, Chuang Fan, Jianzhu Bao, and Ruifeng Xu. 2020. Emotion-cause pair extraction as sequence labeling based on a novel tagging scheme. In *Proceedings of the 2020 Conference on Empirical Methods in Natural Language Processing (EMNLP)*, pages 3568–3573.