

# TEACH: Temporal Action Composition for 3D Humans

Nikos Athanasiou<sup>1</sup> Mathis Petrovich<sup>2</sup> Michael J. Black<sup>1</sup> Gül Varol<sup>2</sup>  
LIGM, École des Ponts, Univ Gustave Eiffel, CNRS, France  
Max Planck Institute for Intelligent Systems, Tübingen, Germany  
{mathis.petrovich, gul.varol}@enpc.fr {black, nathanasiou}@tue.mpg.de

## Abstract

Given a series of natural language descriptions, our task is to generate 3D human motions that correspond semantically to the text, and follow the temporal order of the instructions. In particular, our goal is to enable the synthesis of a series of actions, which we refer to as temporal action composition. The current state of the art in text-conditioned motion synthesis only takes a single action or a single sentence as input. This is partially due to lack of suitable training data containing action sequences, but also due to the computational complexity of their non-autoregressive model formulation, which does not scale well to long sequences. In this work, we address both issues. First, we exploit the recent BABEL motion-text collection, which has a wide range of labeled actions, many of which occur in a sequence with transitions between them. Next, we design a Transformer-based approach that operates non-autoregressively within an action, but autoregressively within the sequence of actions. This hierarchical formulation proves effective in our experiments when compared with multiple baselines. Our approach, called TEACH for “TEmporal Action Compositions for Human motions”, produces realistic human motions for a wide variety of actions and temporal compositions from language descriptions. To encourage work on this new task, we make our code available for research purposes at [teach.is.tue.mpg.de](https://teach.is.tue.mpg.de).

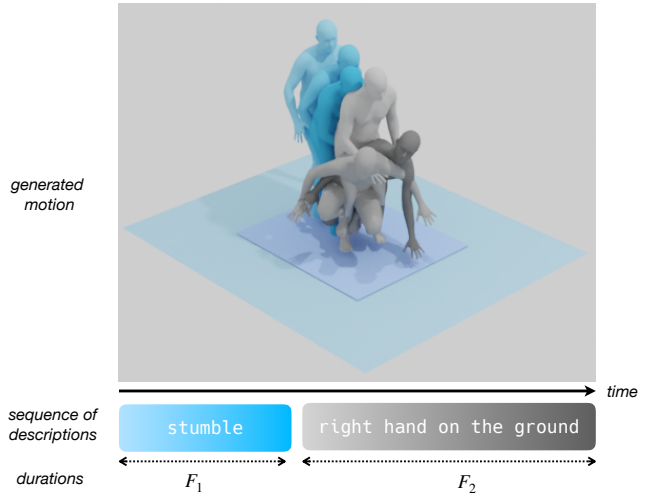


Figure 1. **Goal:** Given a sequence of descriptions and durations as input, our goal is to generate a 3D human motion respecting the instruction and achieving temporal action compositionality. We design a recursive approach, TEACH, that can produce a variable number of actions given a stream of textual prompts. Note that the color saturation is aligned with the progress of each action.

flexible compared to pre-defining a set of categories. More specifically, our goal is to animate a sequence of actions given a sequence of textual prompts. Generating such *temporal action compositions* has not previously been studied.

Humans move in complex ways that involve different simultaneous and/or sequential actions. Hence, *compositionality* in time must be modeled to generate everyday motions that contain a series of different actions and that last longer than a few seconds. Compositionality in space, i.e., simultaneous actions, is another interesting direction outside the scope of this work. Generative models are popular for synthesizing images conditioned on textual descriptions [34, 37]. Their success can be largely attributed to massive training datasets. The same breakthrough has not happened for 3D human motion generation due to lack of motion-text data. Standard benchmarks for the text-

## 1. Introduction

The generation of realistic 3D human motions has applications in virtual reality, the games industry, and any application that requires motion capture data. Recently, controlling 3D human motion synthesis with semantics has received increasing attention [13, 30, 11, 31]. The task concerns inputting semantics in the form of categorical actions, or free-form natural language descriptions, and outputting a series of 3D body poses. In this work, we address the latter, i.e., text-conditioned motion generation, which is more

conditioned motion synthesis task (e.g., the KIT Motion-Language dataset [32]) are limited in the vocabulary of actions and the number of motion sequences. In this work, we use the recently released textual annotations of the BABEL dataset [33], providing English descriptions for the AMASS motion capture collection [25]. This dataset is both larger and more diverse than previous datasets. While previous work uses BABEL for its categorical action annotations (60/120 classes) focusing mostly on classification settings [43] or motion generation [40], we directly train with its free-form language descriptions, which have not been used before. Thus, our generated motions cover a significantly wider variety of actions compared to the state of the art [31].

Recently, TEMOS [31] established a new baseline in text-conditioned 3D motion synthesis using Transformer-based VAEs [30] and pretrained language models [38] to sample realistic motions corresponding to a text input. This model is limited in several ways besides being trained on the KIT data. TEMOS is not directly applicable for our task of generating a *sequence* of actions. While its non-autoregressive formulation generates high-quality motions, the approach does not readily scale to long sequences of multiple motions due to the quadratic time complexity of Transformers. Moreover, to embed complex sequences of actions in the latent space would require seeing a combinatorial number of action combinations during training. With existing training data, generalization to new sequences would be challenging. In our work, we combine the best of both worlds, by designing an iterative model that generates one motion per action at a time, by conditioning on the previous motion. Within each iteration, we keep the non-autoregressive action generation approach, which probabilistically generates diverse and high-quality motions (see Fig. 1). We experimentally show that our iterative method compares favorably against baselines that jointly or independently generate pairs of actions in a single shot (Fig. 4).

One of the key challenges in synthesizing long action sequences given a stream of textual prompts is how to ensure *continuity* within the transitions between actions. Independently generating one motion per action would not guarantee temporal smoothness. In our framework, we find that encoding the next action conditioned on the last few frames of the previous action is a simple and effective solution. To account for any remaining discontinuities still present with this solution, we apply spherical linear interpolation (Slerp) over a short time window. Note that our approach treats transitions significantly better than a baseline that uses Slerp to interpolate between independently generated actions.

Our contributions are the following: (i) We introduce and establish a new benchmark for temporal action composition of 3D motions on the BABEL dataset; (ii) We design a new hybrid neural network model, TEACH (TEmporal Action Composition for 3D Humans), that addresses the

limitations of previous state of the art by iteratively generating infinitely many actions with smooth transitions; (iii) We obtain promising results for text-to-motion synthesis from a large-vocabulary of actions. Our code and models will be available for research at [teach.is.tue.mpg.de](https://teach.is.tue.mpg.de).

## 2. Related Work

There is a large and diverse body of work on motion synthesis including prediction [51], infilling [15, 19], synthesis from action labels [13, 30] or descriptions [31], and conditioned on constraints like poses [20] or environment/objects [16, 41]. First, we describe related work on motion prediction and synthesis briefly. Then, we focus on work that considers semantic control in various ways such as conditioning on action labels or language descriptions.

**Motion prediction.** Early work relies on statistical models to predict future frames of human motion, conditioned on past motion [5, 9, 10], or synthesize cyclic motions and locomotion [28, 44]. Due to the complex spatio-temporal nature of the input data, commonly modeled using skeletal representations, most recent work relies on autoregressive neural models [8, 12, 27, 29]. Such models can process variable sequence lengths. On the other hand, other methods generate an entire sequence at once through convolution [18, 47], thus being more computationally efficient but less controllable. The majority of aforementioned approaches are deterministic, while human motion is inherently highly stochastic and diverse. To address this, recent work uses probabilistic models [4, 48, 51, 52]. Similarly, DLow focuses on strengthening the diversity of samples generated from a pretrained model [48], while MOJO extends this to exploit the full 3D body [51].

**Motion in-filling.** An alternative to motion prediction is to generate individual actions or poses and then fill in the transitions between them – sometimes called in-betweening. Initial attempts at transition generation based on keyframes relied on inverse kinematics (IK) and time constraints to maintain physically-plausible motion [35, 46]. Recent approaches learn more expressive transitions from data [7, 14, 15, 36, 50, 54]. Zhang *et al.* [50] use an RNN to learn jumping motions of a 2D lamp, while Ruiz *et al.* [36] and Kaufmann *et al.* [19], inspired by image inpainting, tackle motion infilling with CNNs, which work well for such tasks in 2D. Harvey *et al.* propose Recurrent Transition Networks [14], which are limited to fixed-length transitions, and later extend this to a stochastic model along with a benchmark for motion inbetweening [15]. Zhou *et al.* [54] suggest that convolutions are better suited to the task of transition generation and, thus, propose a purely convolutional architecture with separate components for path predictor, motion generator and discriminator. Their method can interpolate over long time periods, but the maximum interval is limited by the receptive field of the generator.

Most of this prior work on infilling and synthesis is focused on locomotion (walking, running, etc.). While such tasks are important, human behavior includes a wider range of actions and their complex combinations.

**Conditioned motion generation.** All the above work does not consider semantics or enable control of the motion. Animating human skeletons or bodies using semantic control has a long history [3]. Recently, Holden *et al.* propose PFNN [17], which uses phase variables based on contact estimation to control the generation, while Zhang *et al.* [49] use a mixture-of-experts scheme to dynamically compute the architecture weights. Starke *et al.* extend the idea to include scene constraints [41] and interactions of different body parts with objects [42]. MotionVAE [22] learns a human motion model using a VAE and then uses deep reinforcement learning to produce high-quality goal-directed motion. However, the above work requires labor-intensive data augmentation and is limited to a small number of actions, scenes and contexts, limiting its generalization.

More relevant here is work that generates human motion conditioned on language [1, 2, 13, 30, 31] or music [45, 21]. Text2Action [1] relies on an encoder-decoder RNN to learn the mapping between language and pose. Language2Pose [2] instead learns a joint embedding space of sentences and poses, while Ghosh *et al.* [11] synthesize 3D skeletons using sentences from the KIT dataset, encoding the upper and lower body separately. Action2Motion [13] and ACTOR [30] are two recent approaches that deal with the problem of motion generation conditioned on action labels. Action2Motion uses a GRU-VAE that operates on a per-frame basis. ACTOR [30], on the other hand, employs a transformer-VAE that encodes and decodes motion sequences in one-shot. However, both approaches focus on a relatively small set of action labels, while we demonstrate success on a larger set of diverse actions using natural language descriptions. Concurrent to our work, Mao *et al.* [26] propose a method for weakly supervised action-driven motion prediction. Given a set of frames of one action they generate the next action and the transition to it, using 20 action categories from BABEL that have clear transitions. In contrast, we perform motion generation directly from free-form text, going beyond categorical actions.

Most closely related to our work is TEMOS [31], which uses a Transformer-VAE and generates motions conditioned on free-form text inputs that are encoded using DistilBERT [38]. In contrast to that work, we use a larger and more challenging dataset [33] that contains more diverse actions compared to KIT [32], with precise, frame-level, annotations. We note that TEMOS cannot synthesize sequences of actions, and naively concatenating sequences of actions for training is difficult to scale both computationally and semantically to a large set of actions. Natural human motions are independent but also constrained when

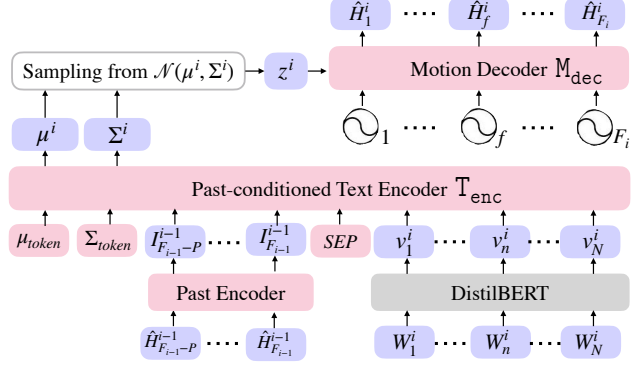


Figure 2. **Method overview:** Our TEACH model is a variational encoder-decoder neural network. The current text instruction and the past frames are encoded by the corresponding encoders and are fed to  $T_{enc}$  along with the additional tokens.  $T_{enc}$  produces the distribution parameters from which the latent vector is sampled and given to the decoder to generate a sequence of 3D human poses. In this figure, we omit the motion encoder for simplicity.

performed sequentially. Based on this observation, we introduce TEACH, which explicitly deals with sequences of actions, a unique property present in BABEL, generating actions from text prompts conditioned on the previous one.

### 3. Motion Synthesis with TEACH

After defining the task (Sec. 3.1), we present the TEACH architecture and explain the different baselines and architectural components of our method (Sec. 3.2). Finally, we describe the training procedure and the losses (Sec. 3.3).

#### 3.1. Task definition

Starting from a sequence of instructions in natural language (e.g., in English), our goal is to generate smooth and realistic human motions that correspond to the instructions. Here, we demonstrate results for pairs or triplets of actions but our model can autoregressively generate an arbitrary sequence of actions given the respective action descriptions. During training, TEACH takes as input: a sequence of English prompts  $S_1, \dots, S_K$ , where each phrase corresponds to an action description and consists of a sequence of words  $S_i = W_1^i, \dots, W_N^i$ , e.g. “turn to the right”, “walk forward”, “sit down”, etc. and a 3D human motion sequence. Each sequence consists of poses,  $H_1, \dots, H_F$ , parametrized by the SMPL body model [23]. In this work, we follow the representation described in [31] that converts SMPL parameters to a 6D rotation representation [53] together with root translation. Moreover, we use the same normalization and canonicalization process as in [31].

#### 3.2. Architecture

Our architecture is inspired by TEMOS [31]. We use the same language encoder (DistilBERT) and motion encoder.

We omit the details of the motion encoder as it is the same used in TEMOS. However, TEMOS is constrained to output a sampled motion given a language description, without being able to handle sequences of actions. Thus, we design a new text encoder architecture, which includes a Past Encoder (PC) that provides our method with the context of the previous action when generating the second action in each pair. For the first motion in each pair, we disable the Past Encoder and only use the learnable tokens and the encoded text. A separation token is used to facilitate disambiguation of motion and text modalities in the model [6]. As illustrated in Fig. 2, we encode the current text instructions  $W_1^i, \dots, W_N^i$  using a pre-trained, frozen text model (DistilBERT) into text features  $v_1^i, \dots, v_N^i$ . Moreover, the last  $P$  frames of the previous generated motion,  $\hat{H}_{F_{i-1}-P:F_{i-1}}^{i-1}$ , are encoded into motion features  $I_{F_{i-1}-P:F_{i-1}}^{i-1}$  (Past Encoder). Then, we combine the features from the previous action,  $I_{F_{i-1}-j}^{i-1}, j \in \mathbb{N}$ , and the current text features along with learnable tokens ( $\mu_{\text{token}}, \Sigma_{\text{token}}$  and  $SEP$ ), and pass them as inputs to the Past-conditioned Text-Encoder, which generates the distribution parameters  $\mu^i$  and  $\Sigma^i$ .  $\mu^i$  and  $\Sigma^i$  are treated as parameters of a Gaussian distribution, from which we sample and decode the final motion. Next we explain each module separately.

**Past-conditioned Text Encoder.** We first encode the natural language descriptions with a frozen DistilBERT [38] which takes as input the current text instruction  $S_i = W_1^i, \dots, W_N^i$  and outputs text features  $v_1^i, \dots, v_N^i$ . We use a Transformer encoder architecture to encode the past motion corresponding to the last  $P$  frames of the previous action. The past motion  $\hat{H}_{F_{i-1}-P}^{i-1}, \dots, \hat{H}_{F_{i-1}}^{i-1}$  is transformed into pose features  $I_{F_{i-1}-P}^{i-1}, \dots, I_{F_{i-1}}^{i-1}$ . Finally, we use a transformer encoder (the Past-conditioned Text Encoder module  $T_{enc}$ ) to jointly encode the past motion features and the current text features into  $\mu^i$  and  $\Sigma^i$ , parameters of a Gaussian distribution. This network takes as extra inputs, the  $\mu_{\text{token}}$  and  $\Sigma_{\text{token}}$  as in ACTOR [30], and a special token ( $SEP$ ) to separate both modalities. From the Gaussian distribution  $\mathcal{N}(\mu^i, \Sigma^i)$ , we sample a latent vector  $z^i$ . For the first motion we disable PC since there is no previous motion.

**Motion decoder.** We use the same decoder architecture as in TEMOS [31], which generates a sequence of poses from a single embedding. This Transformer-based motion decoder takes the current latent vector  $z^i$  and  $F_i$  positional encodings (in the form of sinusoidal functions) as input, and generates the sequence of human motions.

**Baselines.** As there is no prior work that explicitly deals with sequences of actions, we design several baselines using TEMOS, Slerp [39], and geometric transformations. Note that our work is different from the action-driven motion prediction proposed concurrently in [26], as we deal with full motion generation and free-form language descriptions

and do not explicitly use only pairs formed by transitions. Specifically (Sec. 4), we employ two baselines: “Independent”, which is based on TEMOS and is trained on single action segments, and “Joint”, which is also based on TEMOS, but takes as input the both motions (i.e., concatenation of the respective segments) and the corresponding language labels separated with a comma. For the case of Independent, the generated motions are fused into a pair of actions by: (1) aligning the last generated frame of the first action with the first frame of the second action by orientation and translation and (2) applying spherical interpolation to fill in the remaining transition between the two actions.

### 3.3. Training

**Data handling.** BABEL consists of language descriptions and action categories for the majority of sequences in AMASS [25]. Each sequence is separated in segments that can overlap without any constraint, except that all the frames of the sequence must be labeled. To train the Independent baseline, we use the training set segments from BABEL. Furthermore, we extract pairs of actions to train the remaining models. To achieve this, we process each sequence and, for each segment,  $s_i = [t_s^i, t_e^i]$ , we calculate all the segments  $s_j : s_j \cap s_i \neq \emptyset, s_j \not\subseteq s_i, s_j \not\supseteq s_i$ , except if a segment is a “transition”. We think of transitions happening *between* actions so a transition and an action cannot form a pair. Simply, we use all the segments that are not a superset or subset of each other and have an overlap. Next, if a segment is connected to another segment via a transition (i.e., the same transition overlaps with both), that triple is considered a pair of actions. For the rest of the cases, the pairs are formed by the segment overlaps and not transitions.

A training iteration consists of two forward passes. The first action, corresponding to sentence description  $S_1$ , and the given length  $F_1$ , will produce  $\mu^1, \Sigma^1$  and the generated motion  $\hat{H}_1^1, \dots, \hat{H}_{F_1}^1$ . Then, given the second instruction  $S_2$ , the given length  $F_2$ , and the  $P$  last frames of the previous generated motion, we produce  $\mu^2, \Sigma^2$  and the generated motion of the second segment  $\hat{H}_1^2, \dots, \hat{H}_{F_2}^2$ . We do one backward pass, which optimizes the reconstruction loss and the KL loss on the two segments jointly.

**Reconstruction loss.** From the two forward passes, we generate the motions  $\hat{H}_{1:F_1}^1$  and  $\hat{H}_{1:F_2}^2$ . We enforce them to be close to the corresponding ground truth motions  $H_{1:F_1}^1$  and  $H_{1:F_2}^2$  via the following loss terms:

$$\mathcal{L}_R = \mathcal{L}(H_{1:F_1}^1, \hat{H}_{1:F_1}^1) + \mathcal{L}(H_{1:F_2}^2, \hat{H}_{1:F_2}^2), \quad (1)$$

where  $\mathcal{L}$  is the smooth L1 loss.

**KL loss.** By using the notation  $\phi^i = \mathcal{N}(\mu^i, \Sigma^i)$ , and  $\psi = \mathcal{N}(0, I)$ , this loss regularizes the two Gaussian distributions  $\phi^1$  and  $\phi^2$  to be close to  $\psi$  as in the VAE formulation. We minimize the two Kullback-Leibler (KL) divergences

$$\mathcal{L}_{KL} = KL(\phi^1, \psi) + KL(\phi^2, \psi). \quad (2)$$



We also use the same additional KL losses as TEMOS, to enforce the latent vectors to follow the same distributions and the same  $L_1$  loss to keep them as close as possible. We omit them from the description for simplicity and to highlight our technical contributions. The total loss is a weighted sum of the two terms:  $\mathcal{L} = \mathcal{L}_R + \lambda_{KL}\mathcal{L}_{KL}$ . In practice, we use  $\lambda_{KL} = 10^{-5}$  as in TEMOS [31] and AC-TOR [30].

**Implementation details.** For both the Past-Conditioned Text Encoder and the Past Encoder, we use a Transformer encoder model with 6 layers and 6 heads, a dropout of 0.1 and a feed-forward size of 1024. The latent vector dimension is 256. The whole model is trained with the AdamW optimizer [24] with a fixed learning rate of  $10^{-4}$  with a batch size of 32 or 16. Both during training and test time, we use ground truth durations ( $F_i$ ).

## 4. Experiments

We first describe the dataset (Section 4.1) and evaluation metrics (Section 4.2) used in our experiments. We then report our main results by comparing our method with multiple baselines (Section 4.3). Next, we present an ablation study to investigate the contribution of motion interpolation (Section 4.4) and different numbers of past frames used by PC (Section 4.5). Finally, we provide qualitative results (Section 4.6) and a discussion on limitations (Section 4.7).

### 4.1. BABEL dataset

In our work, we train and evaluate on BABEL [33], which provides textual descriptions for the motions in the AMASS collection [25]. In particular, we use the processed text version (lemmatized etc. as opposed to the raw version which is also provided). We do not use the categorical action labels. In total there are 10881 motion sequences, with 65926 textual labels and the corresponding segments. The unique property of BABEL is that it has annotated segments that overlap in each sequence, which allows us to investigate generation of a *sequence of actions*. In contrast, a textual label in KIT [32] covers the entire sequence. Moreover, KIT is smaller both in terms of the number of motion sequences and the number of actions. Fig. 3 shows the distribution of verbs according to the most frequent verbs in BABEL. Refer to Sup. Mat. for additional analysis of KIT’s most frequent verbs compared with BABEL and also analysis about other part-of-speech categories. There are approximately 5.7k and 23.4k pairs in the validation and training sets respectively. We consider pairs of actions for simplicity but TEACH is applicable to sequence of actions of arbitrary length. Note that, we do not use “t-pose” or “a-pose” actions during training. We use transitions only to identify possible pairs of actions. During training, in the case of segment overlap, we uniformly distribute the overlapping frames across the two segments that constitute the

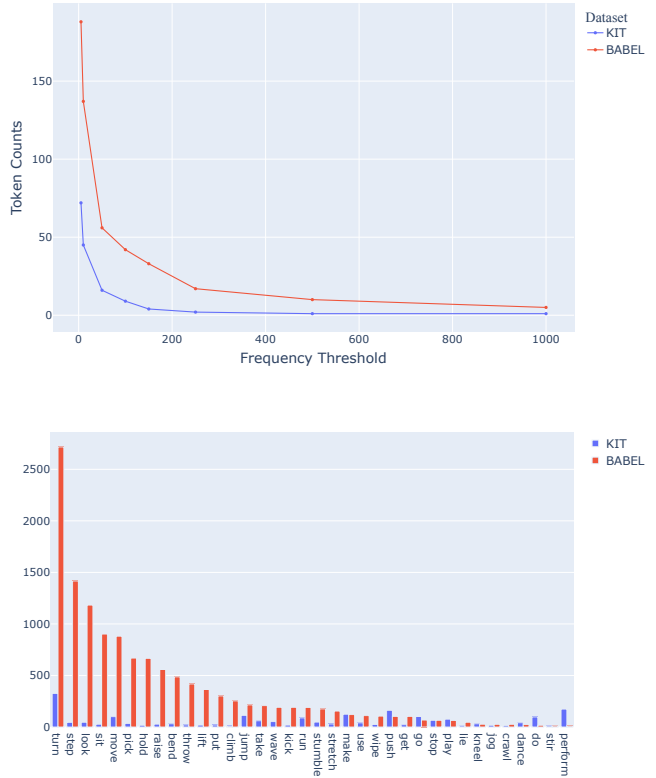


Figure 3. **BABEL vs KIT:** We provide a comparative analysis of the amount of data and the vocabulary of verbs. On the top, the number of tokens (i.e. different words) in each dataset is plotted against various frequency thresholds, i.e. the number of words that appear at least freq. threshold times. We see that BABEL consistently has at least twice as many tokens as KIT. On the bottom, the verb histogram shows that BABEL has more samples across a wide range of actions. Note that there are differences in how the datasets label actions with generic words like “do” and “perform” being common in KIT and rare in BABEL, which is more specific.

pair. Also, note that the majority of the pair data ( $\sim 70\%$ ) is created by overlapping segments and not by transitions. In the case of a transition, we concatenate the transition with the second segment.

### 4.2. Evaluation metrics

We follow the evaluation metrics employed by [11, 31], namely Average Positional Error (APE) and Average Variational Error (AVE), measured on the root joint and the rest of the body joints separately. Mean *local* and *global* refer to the joint position in the local (with respect to the root) or global coordinate systems, respectively. As in [31], we sample one random motion generation from our variational model and compare it against the ground truth motion corresponding to the test description. While we quantitatively evaluate on pairs of actions, we qualitatively show the ability of our model to generate two or more actions in Fig. 6

Methods	Average Positional Error ↓				Average Variance Error ↓			
	root joint	global traj.	mean local	mean global	root joint	global traj.	mean local	mean global
(a) Independent	0.729	0.707	0.169	0.770	0.255	0.253	0.016	0.267
(b) Joint	0.790	0.773	0.163	0.832	0.306	0.305	0.014	0.317
(c) Past-conditioned (TEACH)	0.674	0.654	0.159	0.717	0.222	0.220	0.014	0.234

Table 1. **Comparison against baselines on pairs of actions:** We benchmark the 3 different approaches on pairs of BABEL [33]. As we can see TEACH outperforms Joint and Independent baselines in all the metrics.

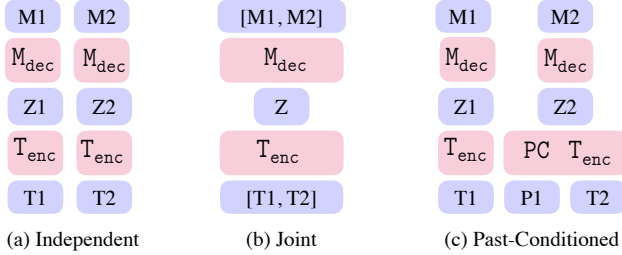


Figure 4. **Variants:** We illustrate the baselines for independent single-action training (a) and joint two-action training (b). Our method on the other hand is recursive, and is conditioned on the past motion (c). T1 and T2 denote the sequence of two textual descriptions. M stands for motion, and Z stands for the latent vector.

and the supplementary video.

P	Average Positional Error ↓				Average Variance Error ↓			
	root joint	global traj.	mean local	mean global	root joint	global traj.	mean local	mean global
1	0.725	0.704	0.160	0.766	0.222	0.220	0.015	0.234
5	0.674	0.654	0.159	0.717	0.222	0.220	0.015	0.234
10	0.718	0.698	0.157	0.759	0.238	0.237	0.015	0.250
15	0.719	0.699	0.163	0.761	0.238	0.236	0.014	0.250

Table 2. **Ablation on the number of past frames:** Here, we change the number of past frame, while keeping the other training settings identical and report the different metrics. We observe the best performance when using 5 past frames.

### 4.3. Comparison with baselines

Here, we first describe the baselines we created by adapting TEMOS [31] to the action sequence synthesis task without any architectural changes. Fig. 4 summarizes the two variants (a) independent and (b) joint training.

Independent training, in Fig. 4 (a), refers to inputting a single text and outputting a single motion, as is the case for TEMOS. To adapt this model to a sequence of actions, we generate the two actions and perform an interpolation operation (i.e., Slerp) to obtain smooth transitions between the independently generated motions. However, a naive interpolation results in poor transitions since the second motion may start at a different global location, with a different global rotation. To account for this mismatch, we translate the root of the second motion to have the same x,y coordinates as the first motion. Then, we rotate it to match the first motion’s global orientation. The advantage of this model is its ability to scale up to any number of action compositions.

However, despite the interpolation, we observe unnatural motions due to large changes between body poses during transitions. For example in Fig. 5, the model generates two motions that are not compatible in terms of pose, creating an unrealistic transition. This is expected as the independent baseline has no notion of the previous motions.

The joint training, in Fig. 4 (b), is another alternative to extend TEMOS to multiple descriptions without further modifications. We simply combine the sequence of descriptions into a single text with a comma punctuation in between, and train the model with pairs of motions corresponding to consecutive actions. The advantage of this model is the ability to produce smooth motions, including the transitions. However, the major disadvantage concerns scalability. Due to quadratic complexity with respect to the motion duration, the joint training does not scale well to a large number of actions. Moreover, it would require many action combinations, i.e., a concatenation of more than pairs of actions, at training to produce a variable number of actions. Such data are not easy to capture, making it challenging to train such a model. Finally, it may be difficult to generalize to unseen action combinations. In our experiments, we train this model with 2-action pairs (which is a relatively easy setting compared to more actions).

In contrast to independent and joint training, our model (Fig. 4 (c)) is recursive and the future action is conditioned on the previous action. In Tab. 1, we summarize the performance of these three variants on the BABEL validation set. Our past-conditioned TEACH, which uses the last 5 frames from the previous action, outperforms the baselines. Due to the difficulty of quantitative evaluation of generative models, we also rely on qualitative comparisons, provided in the supplementary video. An illustration of our arguments can be seen in Fig. 5.

### 4.4. Effect of interpolating the action transitions

As explained in Sections 3 and 4.3, we use Slerp interpolation between actions both for the independent training baseline, and our method. We justify the use of such interpolation with the experiment in Tab. 3. Removing Slerp causes discontinuities which are easier to see visually from our supplementary video. However, the discontinuity is higher for the independent generations than in TEACH. To measure the degree of discontinuities, we report the aver-

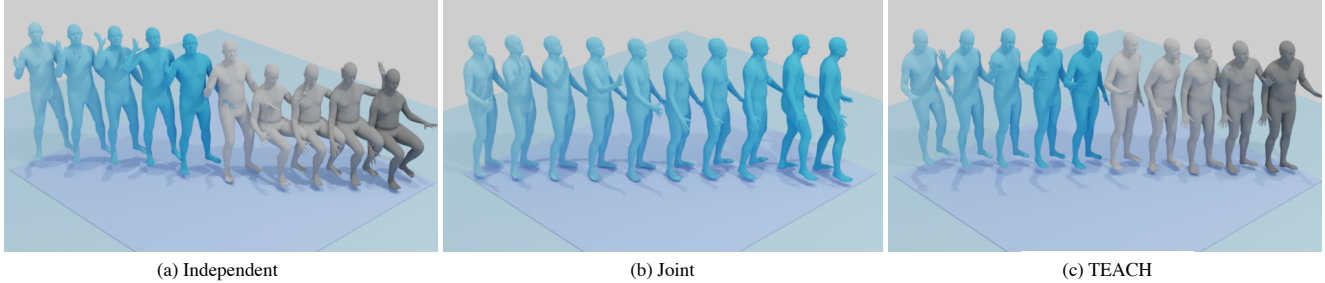


Figure 5. **Qualitative comparison:** We show an illustrative example for (a) Independent, (b) Joint and (c) TEACH for the sequence of actions [wave the right hand, raise the left hand]. While the individual waving and raising hand actions are correctly generated, the single-action independent baseline (a) transitions from standing to sitting incoherently as the next action is not conditioned on the past. Joint baseline (b) on the other hand, waves with the right hand but does not raise the left one, probably because such an action combination was not present in the training set. On the other hand, TEACH learns about both single action variation and autoregressive transitions between actions, and thus completes both actions naturally. Note that, while these motions are performed in place, we artificially translate each pose to show the motion frame-by-frame such that the transition and action details are easier to see.

Methods	Transition Dist.		Average Positional Error ↓				Average Variance Error ↓			
	w/ align.	w/out align.	root joint	global traj.	mean local	mean global	root joint	global traj.	mean local	mean global
<b>Independent (no Slerp)</b>	0.151	0.177	0.762	0.740	0.170	0.805	0.255	0.253	0.016	0.267
<b>TEACH (no Slerp)</b>	0.107	0.122	0.677	0.658	0.159	0.722	0.227	0.225	0.015	0.239
<b>Independent</b>	n/a	n/a	0.729	0.707	0.169	0.770	0.255	0.253	0.016	0.267
<b>TEACH</b>	n/a	n/a	0.674	0.654	0.159	0.717	0.222	0.220	0.014	0.234

Table 3. **Effect of Slerp:** We measure transition distance for generated samples given all the test set pairs. We define transition distance as the Euclidean distance between the last frame of the first action and the first frame of the second action, calculated on joint positions, when the last pose of the first action is aligned with the first pose of the next action and when it is not. TEACH better captures the transition between the two actions compared to the previous-action-agnostic TEMOS. Moreover, the Independent baseline cannot be benchmarked without orienting and aligning the poses as it is trained on single actions that are canonicalized to face in the forward direction.

age transition distance, i.e., the Euclidean distance between the two body poses corresponding to the last frame of the previous action, and the first frame of the next action. We see a clear decrease in discontinuity with TEACH (0.107 vs 0.151 m), even when the bodies are aligned. Moreover, we measure the same metric in the absence of alignment for the global orientation of the second motion (see Sec. 4.3). We see that this alignment step is crucial for the independent baseline, as the transition distance compared to TEACH is even worse if we do not apply any alignment at all (0.177 to 0.122), demonstrating that TEACH models generates smoother transitions than the baseline.

#### 4.5. Past conditioning duration

In Tab. 2, we investigate the influence of the hyperparameter  $P$ , the number of frames from the past motion to input to the past-conditioned text encoder. For computational reasons, we run the ablation without the motion encoder. While the performance is similar across 1, 5, 10, or 15 frames, we observe an increase when using 5 past frames and slightly worse results when increasing the number of past frames. This is expected since a single frame does not contain enough past information compared to 5 frames. We also observe a decrease as we include more past frames.

This slight drop in performance can be attributed to the low average segment duration of BABEL and the high amount of actions’ overlap in action pairs, which can result in giving to the Past Encoder a lot of transition-irrelevant frames from the first action.

#### 4.6. Qualitative analysis

We present qualitative motion generation results in Fig. 6. In contrast to previous work that trains models on the KIT dataset [32], our model is able to go beyond locomotive motions, and covers a wider variety of actions, such as *right hand on the ground*. Finally, we show examples of more than 2 actions in the last row of Fig. 6. We refer to the supplementary materials for viewing the motions as a video, providing analyses of the effect of interpolation and motions beyond pairs of actions.

#### 4.7. Limitations

Our work does not come without limitations. TEACH is susceptible to acceleration peaks when transitioning from the first action to the second one. There is still the need to apply Slerp to smooth out these discontinuities but, as we see in Tab. 3, the starting/ending poses of the two actions are not far away. This behavior may be also attributed to




Figure 6. **Qualitative results:** In the first 3 rows, we visualize TEACH results for pairs of actions. We see how TEACH goes beyond walking and that in all the cases there are two actions being performed. Even fine-grained sequences of action like ‘step forward with the right foot’ and ‘kick with the left foot’ are generated accurately. In the final row, we show triplets of actions. We use a separate image for each action in the sequence to make the performed action clearly visible. We denote the ending of the first action with the most saturated version of cyan, while the starting of the second is the less saturated version of gray.

the variational nature of the model, which makes it difficult to precisely match the previous motion without any explicit pose-level autoregressive constraints. Moreover, BABEL it has a lot of overlapping segments of actions which makes it difficult sometimes to have a visually “clear” sequence of actions, as some actions might mix with others.

## 5. Conclusions

We presented a new task on motion generation from a sequence of textual prompts, which we refer to as action compositions in time. We established a new benchmark on the BABEL dataset for this task, and explored a variety of strong baselines, including independently or jointly training pairs of actions. Our recursive approach, TEACH, improves over the baselines quantitatively, while addressing the past limitations by allowing variable numbers of actions and producing fewer discontinuities at transitions. While we obtain promising results within this new direction, there is still room for improvement. Motion realism can be im-

proved and contact with the world could be explicitly modeled. Here, we assume that the character does not know what it will do in the future; that is, it only looks backwards in time. In contrast, humans have goals and know what they will do next. This knowledge about the future can affect the present. Future work can explore such “looking ahead” to better generate realistic sequences of actions. We hope that TEACH will encourage further research on combining language and 3D motion, much like the field has done with language and 2D images [34, 37].

**Acknowledgements.** We thank Benjamin Pellkopfer for his IT support and Vassilis Choutas for his suggestions. This work was granted access to the HPC resources of IDRIS under the allocation 2022-AD011012129R1 made by GENCI. GV acknowledges the ANR project CorVis ANR-21-CE23-0003-01 and the Google research gift. **Disclosure:** [https://files.is.tue.mpg.de/black/CoI\\_3DV\\_2022.txt](https://files.is.tue.mpg.de/black/CoI_3DV_2022.txt)



## References

- [1] Hyemin Ahn, Timothy Ha, Yunho Choi, Hwiyeon Yoo, and Songhwai Oh. Text2Action: Generative adversarial synthesis from language to action. *International Conference on Robotics and Automation (ICRA)*, pages 1–5, 2018. [3](#)
- [2] Chaitanya Ahuja and Louis-Philippe Morency. Language2Pose: Natural language grounded pose forecasting. *International Conference on 3D Vision (3DV)*, pages 719–728, 2019. [3](#)
- [3] Norman I Badler, Cary B Phillips, and Bonnie Lynn Webber. *Simulating Humans: Computer Graphics, Animation, and Control*. Oxford University Press, 09 1993. [3](#)
- [4] Emad Barsoum, John Kender, and Zicheng Liu. HP-GAN: probabilistic 3d human motion prediction via GAN. In *Computer Vision and Pattern Recognition Workshops (CVPRw)*, pages 1499–149909, 2017. [2](#)
- [5] Richard Bowden. Learning Statistical Models of Human Motion. In *Computer Vision and Pattern Recognition Workshops (CVPRw)*, 2000. [2](#)
- [6] Jacob Devlin, Ming-Wei Chang, Kenton Lee, and Kristina Toutanova. BERT: Pre-training of deep bidirectional transformers for language understanding. In *Annual Conference of the North American Chapter of the Association for Computational Linguistics (NAACL)*, pages 4171–4186, 2019. [4](#)
- [7] Yinglin Duan, Tianyang Shi, Zhengxia Zou, Yenan Lin, Zhehui Qian, Bohan Zhang, Yi Yuan NetEase Fuxi AI Lab, University of Michigan, and NetEase. Single-shot motion completion with transformer. *arXiv:2103.00776*, 2021. [2](#)
- [8] Katerina Fragkiadaki, Sergey Levine, Panna Felsen, and Jitendra Malik. Recurrent network models for human dynamics. In *International Conference on Computer Vision (ICCV)*, pages 4346–4354, 2015. [2](#)
- [9] Aphrodite Galata, Neil Johnson, and David C. Hogg. Learning structured behaviour models using variable length Markov models. In *International Conference on Computer Vision Workshops (ICCVw)*, pages 95–102, 1999. [2](#)
- [10] Aphrodite Galata, Neil Johnson, and David C. Hogg. Learning variable-length Markov models of behavior. *Computer Vision and Image Understanding (CVIU)*, 81:398–413, 2001. [2](#)
- [11] Anindita Ghosh, Noshaba Cheema, Cennet Oguz, Christian Theobalt, and Philipp Slusallek. Synthesis of compositional animations from textual descriptions. In *International Conference on Computer Vision (ICCV)*, pages 1396–1406, October 2021. [1](#), [3](#), [5](#)
- [12] Anand Gopalakrishnan, Ankur Mali, Daniel Kifer, C. Lee Giles, and Alexander Ororbia. A Neural temporal model for human motion prediction. *Computer Vision and Pattern Recognition (CVPR)*, pages 12108–12117, 2019. [2](#)
- [13] Chuan Guo, Xinxin Zuo, Sen Wang, Shihao Zou, Qingyao Sun, Annan Deng, Minglun Gong, and Li Cheng. Action2Motion: Conditioned generation of 3d human motions. In *ACM International Conference on Multimedia (MM)*, 2020. [1](#), [2](#), [3](#)
- [14] Félix G. Harvey and Cristopher Joseph Pal. Recurrent transition networks for character locomotion. *International Conference on Computer Graphics and Interactive Techniques (SIGGRAPH)*, 2018. [2](#)
- [15] Félix G. Harvey, Mike Yurick, Derek Nowrouzezahrai, and Cristopher Joseph Pal. Robust motion in-betweening. *Transactions on Graphics (TOG)*, 39:60:1–60:12, 2020. [2](#)
- [16] Mohamed Hassan, Duygu Ceylan, Ruben Villegas, Jun Saito, Jimei Yang, Yi Zhou, and Michael Black. Stochastic Scene-Aware Motion Prediction. In *International Conference on Computer Vision (ICCV)*, pages 11354–11364, 2021. [2](#)
- [17] Daniel Holden, Taku Komura, and Jun Saito. Phase-functioned neural networks for character control. *Transactions on Graphics (TOG)*, 36:1–13, 2017. [3](#)
- [18] Daniel Holden, Jun Saito, and Taku Komura. A deep learning framework for character motion synthesis and editing. *Transactions on Graphics (TOG)*, 35(4), 2016. [2](#)
- [19] Manuel Kaufmann, Emre Aksan, Jie Song, Fabrizio Pece, Remo Ziegler, and Otmar Hilliges. Convolutional Autoencoders for Human Motion Infilling. In *International Conference on 3D Vision (3DV)*, pages 918–927, 2020. [2](#)
- [20] Jihoon Kim, Taehyun Byun, Seungyoung Shin, Jungdam Won, and Sungjoon Choi. Conditional motion in-betweening. *ArXiv*, abs/2202.04307, 2022. [2](#)
- [21] Ruilong Li, Shan Yang, D. A. Ross, and Angjoo Kanazawa. Ai choreographer: Music conditioned 3d dance generation with aist++. In *International Conference on Computer Vision (ICCV)*, 2021. [3](#)
- [22] Hung Yu Ling, Fabio Zinno, George Cheng, and Michiel Van De Panne. Character Controllers Using Motion VAEs. *ACM Trans. Graph.*, 39(4), July 2020. [3](#)
- [23] Matthew Loper, Naureen Mahmood, Javier Romero, Gerard Pons-Moll, and Michael J. Black. SMPL: A skinned multi-person linear model. *International Conference on Computer Graphics and Interactive Techniques in Asia (SIGGRAPH ASIA)*, 34(6):248:1–248:16, 2015. [3](#)
- [24] Ilya Loshchilov and Frank Hutter. Decoupled Weight Decay Regularization. In *International Conference on Learning Representations (ICLR)*, 2019. [5](#)
- [25] Naureen Mahmood, Nima Ghorbani, Nikolaus F. Troje, Gerard Pons-Moll, and Michael J. Black. AMASS: Archive of motion capture as surface shapes. In *International Conference on Computer Vision (ICCV)*, pages 5442–5451, 2019. [2](#), [4](#), [5](#), [11](#)
- [26] Wei Mao, Miaomiao Liu, and Mathieu Salzmann. Weakly-supervised action transition learning for stochastic human motion prediction. In *Computer Vision and Pattern Recognition (CVPR)*, pages 8151–8160, 2022. [3](#), [4](#)
- [27] Julieta Martinez, Michael J. Black, and Javier Romero. On human motion prediction using recurrent neural networks. In *Computer Vision and Pattern Recognition (CVPR)*, 2017. [2](#)
- [28] Dirk Ormoneit, Michael J. Black, T. Hastie, and H. Kjellström. Representing cyclic human motion using functional analysis. *Image and Vision Computing (IVC)*, 23:1264–1276, 2005. [2](#)
- [29] Dario Pavullo, Christoph Feichtenhofer, Michael Auli, and David Grangier. Modeling human motion with quaternion-based neural networks. *International Conference on Computer Vision (ICCV)*, 2019. [2](#)

- [30] Mathis Petrovich, Michael J. Black, and Gül Varol. Action-conditioned 3D human motion synthesis with transformer VAE. In *International Conference on Computer Vision (ICCV)*, pages 10985–10995, 2021. 1, 2, 3, 4, 5
- [31] Mathis Petrovich, Michael J. Black, and Gül Varol. TEMOS: Generating diverse human motions from textual descriptions. In *European Conference on Computer Vision (ECCV)*, 2022. 1, 2, 3, 4, 5, 6, 11
- [32] Matthias Plappert, Christian Mandery, and Tamim Asfour. The KIT Motion-Language Dataset. *Big Data*, 4(4):236–252, December 2016. 2, 3, 5, 7, 11
- [33] Abhinanda R. Punnakal, Arjun Chandrasekaran, Nikos Athanasiou, Alejandra Quiros-Ramirez, and Michael J. Black. BABEL: Bodies, action and behavior with English labels. In *Computer Vision and Pattern Recognition (CVPR)*, pages 722–731, 2021. 2, 3, 5, 6, 11
- [34] Aditya Ramesh, Prafulla Dhariwal, Alex Nichol, Casey Chu, and Mark Chen. Hierarchical Text-Conditional Image Generation with CLIP latents. *arXiv:2204.06125*, 2022. 1, 8
- [35] Charles F. Rose, B. Guenter, Bobby Bodenheimer, and Michael F. Cohen. Efficient Generation of Motion Transitions using Spacetime Constraints. *International Conference on Computer Graphics and Interactive Techniques (SIGGRAPH)*, pages 147–154, 1996. 2
- [36] Alejandro Hernandez Ruiz, Juergen Gall, and F. Moreno-Noguer. Human Motion Prediction via Spatio-Temporal Inpainting. *International Conference on Computer Vision (ICCV)*, pages 7133–7142, 2019. 2
- [37] Chitwan Saharia, William Chan, Saurabh Saxena, Lala Li, Jay Whang, Emily Denton, Seyed Kamyar Seyed Ghasemipour, Burcu Karagol Ayan, S Sara Mahdavi, Rapha Gontijo Lopes, et al. Photorealistic text-to-image diffusion models with deep language understanding. *arXiv:2205.11487*, 2022. 1, 8
- [38] Victor Sanh, Lysandre Debut, Julien Chaumond, and Thomas Wolf. DistilBERT, a distilled version of BERT: smaller, faster, cheaper and lighter. *arXiv:1910.01108*, 2019. 2, 3, 4
- [39] Ken Shoemake. Animating rotation with quaternion curves. In *International Conference on Computer Graphics and Interactive Techniques (SIGGRAPH)*, pages 245–254, 1985. 4
- [40] Ziyang Song, Dongliang Wang, Nan Jiang, Zhicheng Fang, Chenjing Ding, Weihao Gan, and Wei Wu. ActFormer: A GAN transformer framework towards general action-conditioned 3D human motion generation. *arXiv:2203.07706*, 2022. 2
- [41] Sebastian Starke, He Zhang, Taku Komura, and Jun Saito. Neural state machine for character-scene interactions. *Transactions on Graphics (TOG)*, 38:1–14, 2019. 2, 3
- [42] Sebastian Starke, Yiwei Zhao, Taku Komura, and Kazi Zaman. Local Motion Phases for Learning Multi-Contact Character Movements. *Transactions on Graphics (TOG)*, 39(4), 2020. 3
- [43] Guy Tevet, Brian Gordon, Amir Hertz, Amit H Bermano, and Daniel Cohen-Or. MotionCLIP: Exposing human motion generation to CLIP space. *arXiv:2203.08063*, 2022. 2
- [44] Raquel Urtasun, David J. Fleet, and Neil D. Lawrence. Modeling human locomotion with topologically constrained latent variable models. In Ahmed Elgammal, Bodo Rosenhahn, and Reinhard Klette, editors, *Human Motion – Understanding, Modeling, Capture and Animation*, pages 104–118, 2007. 2
- [45] Guillermo Valle-Pérez, Gustav Eje Henter, Jonas Beskow, Andre Holzapfel, Pierre-Yves Oudeyer, and Simon Alexanderson. Transflower: Probabilistic autoregressive dance generation with multimodal attention. *Transactions on Graphics (TOG)*, 40(6), 2021. 3
- [46] Andrew Witkin and Michael Kass. Spacetime Constraints. *International Conference on Computer Graphics and Interactive Techniques (SIGGRAPH)*, 1988. 2
- [47] Sijie Yan, Zhizhong Li, Yuanjun Xiong, H. Yan, and Dahua Lin. Convolutional sequence generation for skeleton-based action synthesis. In *International Conference on Computer Vision (ICCV)*, pages 4393–4401, 2019. 2
- [48] Ye Yuan and Kris M. Kitani. DLow: Diversifying latent flows for diverse human motion prediction. In *European Conference on Computer Vision (ECCV)*, 2020. 2
- [49] He Zhang, Sebastian Starke, Taku Komura, and Jun Saito. Mode-Adaptive Neural Networks for Quadruped Motion Control. *Transactions on Graphics (TOG)*, 37(4), 2018. 3
- [50] Xinyi Zhang and Michiel van de Panne. Data-driven autocompletion for keyframe animation. In *Annual ACM SIGGRAPH Conference on Motion, Interaction and Games (MIG)*, 2018. 2
- [51] Yan Zhang, Michael J. Black, and Siyu Tang. We are More than Our Joints: Predicting how 3D bodies move. In *Computer Vision and Pattern Recognition (CVPR)*, pages 3372–3382, 2021. 2
- [52] Rui Zhao, Hui Su, and Q. Ji. Bayesian adversarial human motion synthesis. In *Computer Vision and Pattern Recognition (CVPR)*, pages 6224–6233, 2020. 2
- [53] Yi Zhou, Connelly Barnes, Jingwan Lu, Jimei Yang, and Hao Li. On the continuity of rotation representations in neural networks. In *Computer Vision and Pattern Recognition (CVPR)*, pages 5745–5753, 2019. 3
- [54] Yi Zhou, Jingwan Lu, Connelly Barnes, Jimei Yang, Sitao Xiang, and Hao Li. Generative Tweening: Long-term inbetweening of 3D human motions. *arXiv:2005.08891*, 2020. 2

## APPENDIX

In this document, we provide a description of our supplementary video (Section A), details on runtime (Section B), dataset statistics (Section C), and implementation details (Section D).

### A. Supplemental video

We provide for the reader, an explanatory video that: (i) gives a quick overview of our method and baselines; (ii) explains visually how the alignment of the different actions is performed; (iii) more importantly, includes videos of generated motions for the different methods which are critical to assess the performance. We show generated motions to provide (a) comparisons between the ground truth, Independent, Joint and TEACH; (b) comparisons of TEACH and Independent without the use of Slerp; (c) sequences of multiple actions for TEACH, going beyond pairs of actions; (d) failures cases.

### B. Runtime

As described in Section 3 of the main paper, we train 3 models: Independent, Joint and TEACH. Our computational resources are various types of GPUs, mainly “Tesla V100-PCIE-16GB”, “Tesla V100-PCIE-32GB”, “Tesla V100-SXM2-32GB”, “Quadro RTX 6000-24GB”. We trained each model with a single GPU. Independent training time is 2 days approximately, Joint is 5 days and TEACH is 2 days to reach 600 epochs. The Joint baseline due to the quadratic increase in time complexity for transformers is significantly slower to train and difficult to scale to more than two actions.

### C. Dataset statistics

Similar to Section 4.1 of the main paper, we provide additional statistics on the BABEL dataset [33].

#### C.1. Language statistics

In Fig. A.1, we demonstrate the frequency of different tokens for the two datasets, but this time sorted according to the most frequent words in the vocabulary of the KIT dataset [32]. As we have shown in the main paper, BABEL is at least twice as rich in terms of language. Here, we show that, even for the most frequent tokens of KIT and for all the different POS (part of speech) tag combinations, the same tokens appear much more often in BABEL. Note that we show 4 different plots for the 4 cases of POS tags which are highly probable to involve an action.

#### C.2. Duration statistics

In Tab. A.1, we show the statistics of different data types in BABEL. To be clear, both Segments and Sequences

Datatype	Mean(s)	Std(s)	Median(s)	Samples(#)
Segments	1.97	3.73	1.1	61639
Segments*	2.49	4.46	1.38	40395
Sequences	6.61	6.85	4.23	4287
Seg* + Seq	2.88	4.89	1.52	44682
Pairs	4.98	5.98	3.4	49820

Table A.1. **Datatype statistics:** We show the statistics from different BABEL label types. Sequences are the AMASS [25] motions with a single action label, Segments are the smaller motions that are extracted from longer AMASS sequences. Pairs are the two-action motions that we extract from consecutive segments. We denote the exclusion of “transition”, “a-pose”, and “t-pose” labels with \*.

datatypes are included in BABEL. Using the consecutive Segments, we build the pairs, as the Sequences contain only a single action. However, Sequences are included in the independent model training. We observe from Tab. A.1, that the mean length of the Segments is 3 times smaller than those of the Sequences. Moreover, the median is consistently smaller than the mean which implies that the distribution of the durations are long-tailed.

### D. Implementation Details

#### D.1. Data processing

We use BABEL’s original splits for the training, validation set. We report our final results in the validation set, for easier reproduction, since BABEL test set is not publicly available. We use AMASS motions subsampled at 30 fps. When training with pairs, we remove motion pairs that have a duration smaller than 0.3 seconds or bigger than 25 seconds. Similarly, we remove motion segments or sequences that are smaller than 0.3 seconds when training the Independent model and whenever a motion is longer than 5 seconds, we take a random 5-second subset to feed as input. We train the independent baseline using both Segments and Sequences.

For the canonicalization of input motions, we follow the same setup as in [31] by rotating the bodies to face the forward direction. We canonicalize each action separately for the independent baseline. For TEACH and the joint baseline, we canonicalize the entire sequence according to the first frame. We also standardize the data (similar to [31]) for each of the different cases (pairs, single-action).

#### D.2. Alignment & interpolation

For the case of Slerp and alignment, we translate and rotate the second motion such that the last frame of the first action and the first frame of the second action match. Then, we interpolate between those aligned poses via Slerp. We insert 8 frames between the two actions for interpolation.

