

1st Place Solutions for CVPR 2022 CLVision Challenge Track 2 and Track 3

nVFNet-RDC: Replay and Non-Local Distillation Collaboration for Continual Object Detection

Track2: Jinxiang Lai, Wenlong Liu,
Wenlong Wu, CongChong Nie, ShuangShuang Guo, Xing Gong, Jun Liu
Track3: Jinxiang Lai, Wenlong Liu, Tao Wu, Yi Zeng, Jialin Li, Yong Liu, Jun Liu
Tencent Youtu Lab, Shenzhen, China
{jinxianglai, juliusliu}@tencent.com

Abstract

Continual Learning (CL) focuses on developing algorithms with the ability to adapt to new environments and learn new skills. This very challenging task has generated a lot of interest in recent years, with new solutions appearing rapidly. In this paper, we propose a *nVFNet-RDC* approach for continual object detection. Our *nVFNet-RDC* consists of teacher-student models, and adopts replay and feature distillation strategies. As the 1st place solutions, we achieve 55.94% and 54.65% average mAP on the 3rd CLVision Challenge Track 2 and Track 3, respectively.

1. Introduction

In this report, we introduce the 1st Place Solutions for the 3rd CLVision Challenge [1] Track 2 [2] and Track 3 [3], which are continual category-level and instance-level object detection, respectively. Our solution is called *nVFNet-RDC: Replay and Non-Local Distillation Collaboration for Continual Object Detection*. In the following, we will first give a brief introduction for EgoObjects Dataset and Benchmark Setting. Then, we will introduce our Solutions for CLVision Track 2 and Track 3, Experiments and Failed Attempts.

1.1. The EgoObjects Dataset

The challenge is supported by the EgoObjects dataset provided by Meta, a massive-scale egocentric dataset for objects, which contains around 70 thousand images for training and 10 thousand images for testing. Critical features of this dataset are as follows:

- As shown in Fig. 1, videos feature a great variety of lighting conditions, scale, camera motion, and background complexity.

Distance, Camera Motion, Background Complexity, Lighting




Figure 1. The EgoObjects Dataset.

| Track | Exp. | Scenario | Total Categories | Categories per Exp. | Categories Overlap |
|--------|------|-------------------|------------------|---------------------|--------------------|
| Track2 | 5 | Class-Incremental | 277 | ≈ 150 | Yes |
| Track3 | 5 | Class-Incremental | 1110 | ≈ 222 | No |

Figure 2. The benchmark setting of Track 2 and Track 3.

- Video frames have been sampled and annotated with rich ground truth, including object category, object instance ID, 2D bounding box.
- Each video depicts one main object. In the same video, the surrounding objects are also annotated.
- The scene complexity (amount of objects, occlusions, etc) is less than the one found in COCO, but the image quality is more varied.

1.2. Benchmark Setting

As shown in Fig. 2, both Track 2 and Track 3 are belonging to Class-Incremental objection detection, and our

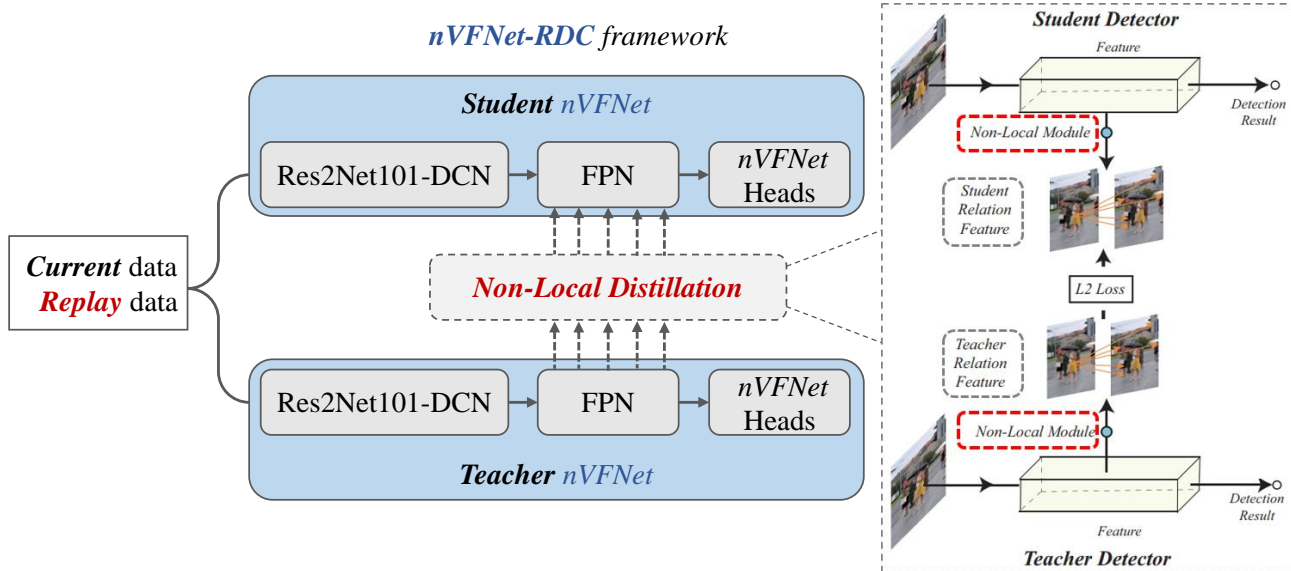


Figure 3. The framework of our nVFNet-RDC. Upon the proposed nVFNet detector, the continual learning approaches containing Replay and Non-Local Distillation are integrated.

solution is general for both of them.

The Evaluation Metric is Average mAP. Specifically, for each experience testing on whole test set, the mAP is calculated. Then, all experience results are averaged to get the final score. The train and test sets contains 73,905 and 10,713 images from 1110 scenes, respectively. Incremental experiences will carry short videos of common household or workplace objects:

- For Track 2, objects will be depicted in common household and workplace environments, with each image depicting more than one object. The goal is to predict the bounding box and label of the depicted objects.
- For Track 3, differently from its category-level counterpart, the goal for this track is to predict the object labels at the instance level. Each video will feature a single *reference* object (possibly surrounded by other unrelated objects). The goal is to predict the position and instance label of that reference object.

2. Methodology

2.1. Overall nVFNet-RDC Framework

Our solution for CLVision Track 2 and Track 3 is called nVFNet-RDC. As shown in Fig. 3, the nVFNet-RDC framework consists of teacher-student models, and adopts replay and feature distillation strategies. We proposed a nVFNet Detector, which consists of VFNet and Non-Local Dense Classifier. We propose a Continual Learning approach named RDC, which consists of Replay and Non-Local Distillation. Other Components includes: Res2Net backbone pre-trained on COCO, and PhotoMetricDistortion data augmentation.

As illustrated in Fig. 3, with the replay strategy, the input data contains current data and replay data. There is a teacher model trained from previous task, which consists of Res2Net backbone, FPN neck and detector heads. And the student model needed to be trained for current task, which has the same structure with the teacher model. Along with the conventional supervised loss, we further apply Non-Local Distillation for the features generated by FPN.

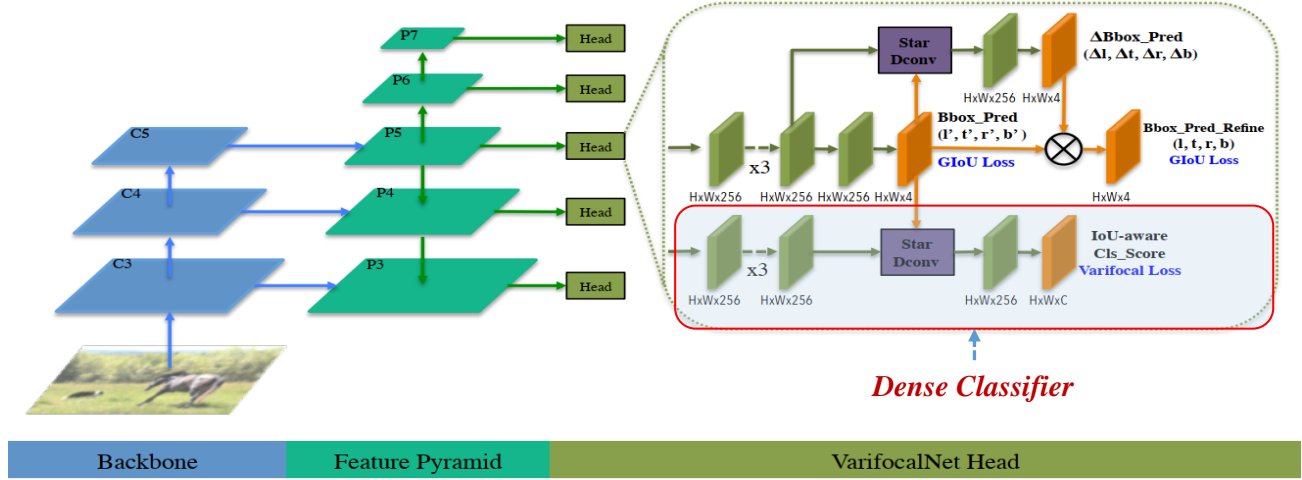
2.2. nVFNet

As illustrated in Fig. 4(a), the one stage VFNet [5] is chosen as the base detector. The VFNet detector uses a dense classifier, which makes classification for each pixel of embedding features. As illustrated in Fig. 4(b), we propose a nVFNet Detector via modifying the dense classifier of VFNet into a Non-Local Dense Classifier. Specifically, a Non-Local Module [4] is inserted into the Dense Classifier. Given input feature to Non-Local Module, it models the relationship between instances, which is able to improve the accuracy of pixel-wise classification.

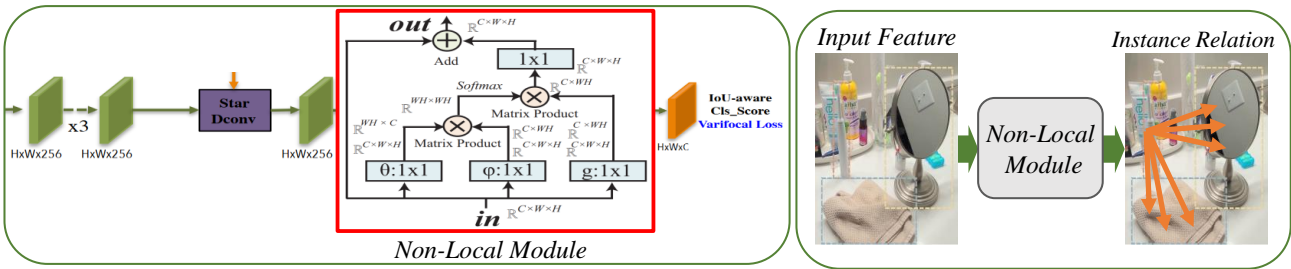
2.3. Replay Strategy

Replay Rules are as follows: The replay buffer contains up to 3500 for Track 2, 5000 for Track 3 training samples. The buffer must be initially empty and can be populated using data from the current experience only. This means that the replay buffer cannot be populated beforehand, nor it can be filled with data from future experiences. The only samples from past experiences must be the ones chosen before terminating the training on that experience.

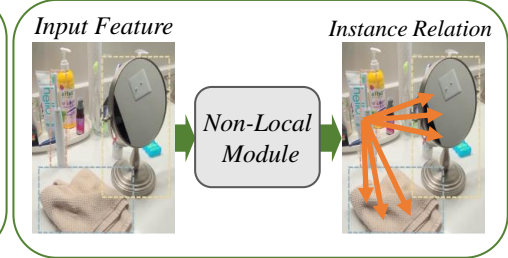
Fig. 5 shows our Replay Buffer. Task1 to Task5 are the 5 incremental tasks. Data1 to Data5 are the train sets for



(a) VFNet using *Dense Classifier*



(b) Our nVFNet integrating *Non-Local Dense Classifier*



(c) nVFNet explores Instance Relation

Figure 4. (a) The VFNet detector using Dense Classifier. (b) The proposed nVFNet detector integrating Non-Local Dense Classifier. (c) Our nVFNet explores the relations between instances.

| <i>Replay Buffer for Track2</i> | | | | | |
|---------------------------------|-------|-------------|---------------|---------------|---------------|
| | Task1 | Task2 | Task3 | Task4 | Task5 |
| Data1 | Data1 | Data1(3500) | Data1(3500/2) | Data1(3500/3) | Data1(3500/4) |
| Data2 | - | Data2 | Data2(3500/2) | Data2(3500/3) | Data2(3500/4) |
| Data3 | - | - | Data3 | Data3(3500/3) | Data3(3500/4) |
| Data4 | - | - | - | Data4 | Data4(3500/4) |
| Data5 | - | - | - | - | Data5 |

Current Data

Replay Data

Video-wise Random Sampling

which selects the same amount of samples from each video.

Figure 5. Our replay strategy.

the corresponding tasks. The training data for each task is shown in each column, which contains current data and replay data. Best view in color, orange is current data, yellow is replay data. As we can see the replay data for each task, the same amount of data is sampled from the previous tasks. We use Video-wise Random Sampling to obtain the replay data, which selects the same amount of samples from each video.

2.4. Non-Local Distillation

Inspired by [6], which improves object detection with feature-based knowledge distillation, we adopts feature-

based Non-Local Distillation to handle the problem of catastrophic forgetting in continual learning. As shown in Fig. 3, a Non-Local Module [4] is utilized to model the relationship between instances for the input features. Therefore, it distillates the relation features. Comparing to the directly feature distillation, the Non-Local Distillation is a weak feature distillation, which enables the model to learn a more discriminative embedding features for current task and also alleviates the forgetting problem.

Table 1. Experiments for Track 2. (1) Replay improves 14.1%. (2) COCO pre-trained improves 4.08%. (3) Non-Local Distillation improves 1.82%. (4) Non-Local Dense Classifier improves 0.56%. (5) PMD (PhotoMetricDistortion) improves 0.02%. (6) Res2Net101-DCN is 2.49% higher than ResNet50.

| Detector | Backbone | Classifier | Pretrained | Aug | Replay | Distillation | Task1 | Task2 | Task3 | Task4 | Task5 | Average | | All Data |
|----------|----------------|-----------------|------------|-----|--------------|--------------|--------------|--------------|--------------|--------------|--------------|--------------|---------|----------|
| | | | | | | | mAP | mAP | mAP | mAP | mAP | mAP | Improve | mAP |
| VFNet | ResNet50 | Dense | ImageNet | × | × | × | 25.05 | 35.76 | 40.68 | 45.94 | 48.24 | 39.13 | +0.00 | 85.57 |
| VFNet | ResNet50 | Dense | ImageNet | × | Random | × | 24.86 | 41.95 | 55.24 | 66.97 | 77.14 | 53.23 | +14.1 | - |
| VFNet | ResNet50 | Dense | COCO | × | Random | × | 29.84 | 46.31 | 59.27 | 70.68 | 80.48 | 57.31 | +4.08 | - |
| VFNet | ResNet50 | Dense | COCO | × | Random | Non-Local | 29.53 | 46.69 | 60.69 | 73.73 | 85.06 | 59.13 | +1.82 | - |
| VFNet | ResNet50 | Dense | COCO | × | Video Random | Non-Local | 29.09 | 46.61 | 60.91 | 74.08 | 85.66 | 59.27 | +0.14 | - |
| VFNet | ResNet50 | Non-Local Dense | COCO | × | Video Random | Non-Local | 31.05 | 47.92 | 61.39 | 73.92 | 84.88 | 59.83 | +0.56 | - |
| VFNet | ResNet50 | Non-Local Dense | COCO | PMD | Video Random | Non-Local | 31.76 | 48.26 | 61.40 | 73.67 | 84.17 | 59.85 | +0.02 | - |
| VFNet | ResNet50-DCN | Non-Local Dense | COCO | PMD | Video Random | Non-Local | 31.22 | 48.38 | 62.05 | 75.09 | 86.46 | 60.64 | +0.79 | - |
| VFNet | Res2Net101-DCN | Non-Local Dense | COCO | PMD | Video Random | Non-Local | 32.61 | 50.24 | 64.29 | 76.75 | 87.85 | 62.34 | +1.70 | 90.13 |

Table 2. Experiments for Track3. Replay and Non-Local Distillation achieves 8.85% improvements.

| Detector | Backbone | Classifier | Pretrained | Aug | Replay | Distillation | Task1 | Task2 | Task3 | Task4 | Task5 | Average | |
|----------|----------------|-----------------|------------|-----|--------------|--------------|--------------|--------------|--------------|--------------|--------------|--------------|---------|
| | | | | | | | mAP | mAP | mAP | mAP | mAP | mAP | Improve |
| VFNet | Res2Net101-DCN | Non-Local Dense | COCO | PMD | × | × | 25.46 | 40.55 | 51.11 | 59.26 | 69.24 | 49.13 | +0.00 |
| VFNet | Res2Net101-DCN | Non-Local Dense | COCO | PMD | Video Random | Non-Local | 23.42 | 41.28 | 58.12 | 74.87 | 92.23 | 57.98 | +8.85 |

3. Experiments

3.1. Experiments for Track 2

Tab. 1 shows the improvements achieved by different components for Track 2. Best view in color, Green are the detector components, purple are continual learning strategies, the right side are the results and we mainly focus on the Average results. It indicates that:

- The first row is the baseline without any continual learning strategies.
- The second row shows Replay strategy improves around 14% than the baseline.
- COCO pre-trained improves around 4% than using ImageNet pre-trained.
- Non-Local Distillation improves near 2%.
- Non-Local Dense Classifier improves around 0.5%.
- PhotoMetricDistortion data augmentation improves a little bit.
- The deformable Res2Net backbone is around 2.5% higher than ResNet50.

3.2. Experiments for Track 3

Tab. 1 shows the improvements achieved by our approaches for Track 3. The proposed Replay and Non-Local Distillation achieves around 9% improvements than the strong baseline.

3.3. Ablation Study for Track 2

3.3.1 Influence of Detectors and Backbones

Tab. 3 shows that: first, VFNet is the better detector than others, such as Faster RCNN, ATSS, FCOS and GFL. Second, The performances of ResNet50 and Swin-T are pretty much the same.

3.3.2 Influence of Distillations

Tab. 4 shows that: first, Non-Local Distillation is better than others, such as directly Feature Distillation and Feature Attention Distillation. Second, Logit Distillation is not helpful upon Feature Distillation.

4. Failed Attempts

Tab. 5 shows some Failed Attempts for Track2:

- The popular DETR and Deformable DETR are time consuming.
- Multi-scale Data Augmentation is Not Effective. And Mosaic causes Performance Drop Heavily.
- The long tail strategy Class Balance is Not Effective.
- Adding Scene or Video Classification branch causes Performance Drop Heavily.

Table 3. Influence of Different Detectors and Backbones for Track 2. (1) VFNet is the better detector than others. (2) The performances of ResNet50 and Swin-T are pretty much the same.

| Detector | Backbone | Classifier | Pretrained | Aug | Replay | Distillation | Task1 | Task2 | Task3 | Task4 | Task5 | Average |
|--------------|-----------------|--------------|-----------------|-----|--------|--------------|--------------|--------------|--------------|--------------|--------------|--------------|
| | | | | | | | mAP | mAP | mAP | mAP | mAP | mAP |
| Faster RCNN | ResNet50 | Dense | ImageNet | × | × | × | 26.04 | 27.72 | 28.59 | 29.25 | 28.57 | 28.04 |
| ATSS | ResNet50 | Dense | ImageNet | × | × | × | 29.74 | 36.46 | 38.85 | 39.61 | 39.59 | 36.85 |
| FCOS | ResNet50 | Dense | ImageNet | × | × | × | 28.59 | 34.79 | 37.90 | 39.30 | 39.54 | 36.02 |
| GFL | ResNet50 | Dense | ImageNet | × | × | × | 29.22 | 34.84 | 37.35 | 38.68 | 38.99 | 35.82 |
| VFNet | ResNet50 | Dense | ImageNet | × | × | × | 28.83 | 37.15 | 40.78 | 43.78 | 45.09 | 39.13 |
| VFNet | Swin-T | Dense | ImageNet | × | × | × | 28.62 | 36.93 | 41.86 | 44.53 | 45.49 | 39.48 |
| VFNet | PVTv2-B2 | Dense | ImageNet | × | × | × | 29.59 | 32.43 | 34.36 | 36.41 | 34.52 | 33.46 |

Table 4. Influence of Different Distillations for Track2. (1) Non-Local Distillation is better than others. (2) Logit Distillation is not helpful upon Feature Distillation .

| Detector | Backbone | Classifier | Pretrained | Aug | Replay | Distillation | Task1 | Task2 | Task3 | Task4 | Task5 | Average |
|--------------|-----------------|--------------|-----------------|-----|---------------|---------------------------------|--------------|--------------|--------------|--------------|--------------|--------------|
| | | | | | | | mAP | mAP | mAP | mAP | mAP | mAP |
| VFNet | ResNet50 | Dense | ImageNet | × | Random | × | 29.84 | 46.31 | 59.27 | 70.68 | 80.48 | 57.31 |
| VFNet | ResNet50 | Dense | ImageNet | × | Random | Non-Local | 29.53 | 46.69 | 60.69 | 73.73 | 85.06 | 59.13 |
| VFNet | ResNet50 | Dense | ImageNet | × | Random | Feature | 29.26 | 46.22 | 60.25 | 72.68 | 83.58 | 58.40 |
| VFNet | ResNet50 | Dense | ImageNet | × | Random | Attention | 29.21 | 46.15 | 60.02 | 72.58 | 83.94 | 58.38 |
| VFNet | ResNet50 | Dense | ImageNet | × | Random | Non-Local + Feature + Attention | 29.09 | 46.01 | 59.86 | 71.61 | 81.84 | 57.68 |
| VFNet | ResNet50 | Dense | ImageNet | × | Random | Non-Local + Logit | 29.64 | 46.29 | 60 | 72.58 | 84.14 | 58.54 |

Table 5. Failed Attempts for Track 2.

| Approach | Detailed Approach | Performance |
|-------------------|----------------------------|--------------------------|
| Detector | DETR | Training time >> 24h |
| | Deformable DETR | Training time >> 24h |
| Data Augmentation | Multi-scale | Not Effective |
| | Mosaic | Performance Drop Heavily |
| Long Tail | Class Balance | Not Effective |
| Scene Recognition | Scene/Video Classification | Performance Drop Heavily |

References

- [1] The 3rd CLVISION Challenge. <https://sites.google.com/view/clvision2022/challenge>. In *CVPR Workshop*, 2022. 1
- [2] Continual category-level object detection (Track 2). <https://sites.google.com/view/clvision2022/challenge/category-detection-track-2>. In *CVPR Workshop*, 2022. 1
- [3] Continual instance-level object detection (Track 3). <https://sites.google.com/view/clvision2022/challenge/instance-detection-track-3>. In *CVPR Workshop*, 2022. 1
- [4] Xiaolong Wang, Ross Girshick, Abhinav Gupta, and Kaiming He. Non-local neural networks. In *CVPR*, 2018. 2, 3
- [5] Haoyang Zhang, Ying Wang, Feras Dayoub, and Niko Sunderhauf. Varifocalnet: An iou-aware dense object detector. In *CVPR*, 2021. 2
- [6] Linfeng Zhang and Kaisheng Ma. Improve object detection with feature-based knowledge distillation: Towards accurate and efficient detectors. In *ICLR*, 2020. 3