

High-dimensional Inference on Generalized Linear Models with Unmeasured Confounders

Jing Ouyang, Kean Ming Tan and Gongjun Xu
Department of Statistics, University of Michigan

Abstract

Statistical inferences for high-dimensional regression models have been extensively studied for their wide applications ranging from genomics, neuroscience, to economics. In practice, there are often potential unmeasured confounders associated with both the response and covariates, leading to the invalidity of the standard debiasing methods. This paper focuses on a generalized linear regression framework with hidden confounding and proposes a debiasing approach to address this high-dimensional problem by adjusting for effects induced by the unmeasured confounders. We establish consistency and asymptotic normality for the proposed debiased estimator. The finite sample performance of the proposed method is demonstrated via extensive numerical studies and an application to a genetic dataset.

1 Introduction

Statistical inference for high-dimensional regression models have received ever-growing interest due to the increasing number of complex data sets with high-dimensional covariates that are collected across many different scientific disciplines ranging from genomics to social science to econometrics (Peng et al. 2010, Belloni et al. 2012, Fan et al. 2014, Bühlmann et al. 2014). One of the most popularly used high-dimensional regression methods is the lasso linear regression, which assumes that the underlying regression coefficients are sparse (Tibshirani 1996). However, the lasso penalty introduces non-negligible bias that renders high-dimensional statistical inference challenging (Wainwright 2019). To address this challenge, Zhang and Zhang (2014) and van de Geer et al. (2014) proposed the debiasing method to construct confidence intervals for the lasso regression coefficients: the main idea is to first

obtain the lasso estimator, and then correct for the bias of the lasso estimator using a low-dimensional projection method. We refer the reader to Javanmard and Montanari (2014), Belloni et al. (2014), Ning and Liu (2017), Chernozhukov et al. (2018), among others, for detailed discussions of the debiasing approach, and also Wainwright (2019) for an overview of high-dimensional statistical inference.

The aforementioned studies were established under the assumption that there are no unmeasured confounders that are associated with both the response and the covariates, which is often violated in observational studies. For instance, in genetic studies, the effect of certain segments of the deoxyribonucleic acid on the gene expression may be confounded by population structure and microarray expression artifacts (Listgarten et al. 2010). Another example is in healthcare studies in which the effect of nutrients intake on the risk of cancer may be confounded by physical wellness, social class, and behavioral factors (Fewell et al. 2007). Without adjusting for the unmeasured confounders, the resulting inferences from the standard debiasing methods could be biased and subsequently, lead to spurious scientific discoveries.

Different methods have been proposed to perform valid statistical inferences for regression parameters when there are hidden confounders. One popular approach is the instrumental variables regression, where domain knowledge is typically needed to identify valid instrumental variables, and the construction might be challenging for high-dimensional applications (Kang et al. 2016, Burgess et al. 2017, Guo et al. 2018, Windmeijer et al. 2019). Recently, under a relaxed linear structural equation modeling framework, Guo et al. (2022) proposed a deconfounding approach to perform statistical inference for individual regression coefficients. However, the deconfounding procedure cannot be directly applied to the case when the response is not continuous.

To bridge the gap in the existing literature, we propose a novel framework to perform statistical inference in the context of high-dimensional generalized linear model with hidden confounding. Different from Guo et al. (2022), the main idea of our proposed method involves estimating the unmeasured confounders using a high-dimensional factor analysis model, and then applying the debiasing method on the regression coefficient of interest, with the unmeasured confounders treated as surrogate variables. Theoretically, we show that under some scaling conditions, the estimation error of the proposed estimator achieves the same rate as that of the ℓ_1 -penalized generalized linear model without unmeasured confounders. We further show that the debiased estimator for the coefficient of interest is asymptotically normal after adjusting for the unmeasured confounders, which leads to a valid statistical inference for high-dimensional generalized linear models with hidden confounding.

2 Generalized Linear Models with Hidden Confounding

In this section, we first setup a generalized linear model with hidden confounding and introduce a scientific application of our model framework. Then we will discuss related high-dimensional models with hidden confounding as well as the methods to adjust for confounders in existing literature.

2.1 Problem Setup

Consider a high-dimensional regression problem with a scalar response y and a p -dimensional observed covariates \mathbf{X} . In addition, assume that there is a K -dimensional unmeasured confounders \mathbf{U} that are related to both y and \mathbf{X} . Without loss of generality, we write $\mathbf{X} = (D, \mathbf{Q}^\top)^\top$, where $D \in \mathbb{R}$ is the covariate of interest and $\mathbf{Q} \in \mathbb{R}^{p-1}$ is a $(p-1)$ -dimensional vector of nuisance covariates. Furthermore, we denote $\theta \in \mathbb{R}$ as the univariate parameter of interest, $\mathbf{v} \in \mathbb{R}^{p-1}$ as parameters for the nuisance covariates, and $\boldsymbol{\beta} \in \mathbb{R}^K$ as parameters that quantify the effects induced by the unmeasured confounders. The goal is to perform statistical inference on the parameter θ .

We assume that y given D , \mathbf{Q} , and the unmeasured confounders \mathbf{U} follows a generalized linear model with probability density (mass) function:

$$f(y) = \exp [\{y(\theta D + \mathbf{v}^\top \mathbf{Q} + \boldsymbol{\beta}^\top \mathbf{U}) - b(\theta D + \mathbf{v}^\top \mathbf{Q} + \boldsymbol{\beta}^\top \mathbf{U})\} / a(\phi) + c(y, \phi)], \quad (1)$$

where ϕ is the scale parameter, and $a(\cdot)$, $b(\cdot)$, and $c(\cdot)$ are some known functions. As the distribution of y belongs to the exponential family, we have $E(y) = b'(\theta D + \mathbf{v}^\top \mathbf{Q} + \boldsymbol{\beta}^\top \mathbf{U})$ and $\text{var}(y) = b''(\theta D + \mathbf{v}^\top \mathbf{Q} + \boldsymbol{\beta}^\top \mathbf{U})a(\phi)$. For simplicity, we take $a(\phi) = 1$. For notational convenience, let $\mathbf{Z} = (D, \mathbf{Q}^\top, \mathbf{U}^\top)^\top$ be a vector that includes all observed covariates and the unmeasured confounders, and let $\boldsymbol{\eta} = (\theta, \mathbf{v}^\top, \boldsymbol{\beta}^\top)^\top$ be the corresponding parameters. We now provide three commonly used examples.

Example 1 (Logistic Regression). Let $y \in \{0, 1\}$ be a binary variable. Given covariates D , \mathbf{Q} , and unmeasured confounders \mathbf{U} , the response y follows the logistic regression model with $\phi = 1$, $a(\phi) = 1$, $b(t) = \log\{1 + \exp(t)\}$, and $c(y, \phi) = 0$.

Example 2 (Poisson Regression). Let $y \in \{0, 1, 2, \dots\}$ be a discrete variable. Given covariates D , \mathbf{Q} , and unmeasured confounders \mathbf{U} , the response y follows the Poisson regression model with $\phi = 1$, $a(\phi) = 1$, $b(t) = \exp(t)$, and $c(y, \phi) = -\log(y!)$.

Example 3 (Linear Regression). Let $y \in \mathbb{R}$ be a real-valued response variable. Given covariates D , \mathbf{Q} , and unmeasured confounders \mathbf{U} , the response y follows the linear regression model $y = \theta D + \mathbf{v}^T \mathbf{Q} + \boldsymbol{\beta}^T \mathbf{U} + \varepsilon$ with $E(\varepsilon) = 0$ and $\text{var}(\varepsilon) = \sigma^2$. The model parameters are $\phi = \sigma^2$, $a(\sigma^2) = \sigma^2$, $b(t) = t^2/2$ and $c(y, \sigma^2) = -y^2/(2\sigma^2) - \log(2\pi\sigma^2)/2$.

In addition, we assume that the relationship between the covariates \mathbf{X} and the unmeasured confounders \mathbf{U} is captured by the following linear factor model:

$$\mathbf{X} = \mathbf{W}^T \mathbf{U} + \mathbf{E}, \quad (2)$$

where $\mathbf{W} \in \mathbb{R}^{K \times p}$ is the loading matrix that describes the linear effect of unmeasured confounders \mathbf{U} on the covariates \mathbf{X} , and \mathbf{E} is the random noise independent of \mathbf{X} and \mathbf{U} . Model in (7) is also considered in Guo et al. (2022).

The aforementioned structural equation modeling framework can be applied to many scientific applications. In the following, we provide one motivating example in genetic studies. Various authors have found that the effect of gene expression in response to the environmental conditions, e.g., viral or bacterial stimulation, might be confounded by unmeasured factors (Price et al. 2006, Lazar et al. 2013). One interesting scientific problem is to assess the effect of gene expression responding to the viral stimulation to cells, while adjusting for the confounding effects from the unmeasured variables. The viral stimulation status, a binary variable, is considered as the response variable y . Therefore, a generalized linear model for modeling y is preferred. In this example, y is the viral stimulation status, \mathbf{X} is a vector of high-dimensional gene expression, and \mathbf{U} is a vector of possible unmeasured confounders. More details of the data application will be provided in Section 5.2.

2.2 Related Models in Existing Literature

In high-dimensional regression, the adjustment for the hidden confounding effects is a challenging and intriguing problem. There are various related models in literature taking into accounts the effects of the unmeasured confounders. For instance, Paul et al. (2008) considered a latent variable model $y = \boldsymbol{\beta}^T \mathbf{U} + \varepsilon$ and $\mathbf{X} = \mathbf{W}^T \mathbf{U} + \mathbf{E}$, where the unmeasured confounders are related with the response y and a few important covariates \mathbf{X} via two separate linear models, but the response is not directly associated with the covariates in this framework. Bai and Ng (2006) considered $y = \boldsymbol{\beta}^T \mathbf{U} + \boldsymbol{\varrho}^T \mathbf{G} + \varepsilon$ and $\mathbf{X} = \mathbf{W}^T \mathbf{U} + \mathbf{E}$, where the response y is associated with unmeasured confounders and a finite-dimensional vector of other known covariates \mathbf{G} . Recently, Cévid et al. (2020) and Guo et al. (2022) considered the following linear hidden confounding model, which is a special case of our framework,

$y = \theta D + \mathbf{v}^T \mathbf{Q} + \boldsymbol{\beta}^T \mathbf{U} + \varepsilon$ and $\mathbf{X} = \mathbf{W}^T \mathbf{U} + \mathbf{E}$. Under this model, Cévid et al. (2020) proposed to first perform the spectral transformation pre-processing step and then run the lasso regression on the transformed response and covariates. Guo et al. (2022) further proposed a doubly debiased lasso method to make statistical inference for θ . The above models assume a linear relationship between the response and the covariates as well as the unmeasured confounders. The proposed methods to adjust for the unmeasured confounders are projection-based, for which reason they are challenging to be generalized to the setting of generalized linear model.

Fan et al. (2020) considered the following generalized linear model framework,

$$f(y) = \exp\{y(\theta D + \mathbf{v}^T \mathbf{Q}) - b(\theta D + \mathbf{v}^T \mathbf{Q}) + c(y, \phi)\}, \quad \mathbf{X} = \mathbf{W}^T \mathbf{U} + \mathbf{E}.$$

This model assumes that the response is not directly related to the unmeasured confounders whereas our model considers that both the unmeasured confounders and covariates are associated with the response. Different from the approach of Guo et al. (2022) that implicitly adjusts for the hidden confounding effects, Fan et al. (2020) proposed a factor-adjusted regularized model selection method, where they directly estimated unmeasured confounders using principal component analysis and then solved for an augmented problem to estimate covariate coefficients. Under the linear model setting, Fan et al. (2022) further studied a factor augmented sparse linear regression model. Similar factor-adjusted methods have also been studied in other settings (e.g., Paul et al. 2008, Gagnon-Bartsch and Speed 2011, Wang and Blei 2019); however, as noted in Cévid et al. (2020), related theoretical justifications are still underdeveloped in the literature.

3 Estimation Method

In this section, we propose a novel framework to perform statistical inference for a parameter of interest in the context of high-dimensional generalized linear model with hidden confounding. The proposed framework first estimates the unmeasured confounders using a factor analysis approach. Subsequently, the estimated unmeasured confounders are treated as surrogate variables for fitting a high-dimensional generalized linear model, and a debiased estimator is constructed to perform statistical inference. Throughout this section, we assume that the observed data $\{y_i, \mathbf{X}_i\}_{i=1, \dots, n}$ and the unmeasured confounders $\{\mathbf{U}_i\}_{i=1, \dots, n}$ are realizations of (6) and (7). Moreover, the random noise $\mathbf{E}_i = (E_{i1}, \dots, E_{ip})^T$ has mean zero and variance $\boldsymbol{\Sigma}_e = \text{diag}(\sigma_1^2, \dots, \sigma_p^2)$.

Estimation of the Unmeasured Confounders: we employ the maximum likelihood estimation to estimate the unmeasured confounders under (7). Without loss of generality, let $\bar{\mathbf{U}} = n^{-1} \sum_{i=1}^n \mathbf{U}_i = 0$ and let $\mathbf{S}_u = n^{-1} \sum_{i=1}^n \mathbf{U}_i \mathbf{U}_i^\top$ be the sample variance of \mathbf{U} . Similarly, let $\mathbf{S}_x = n^{-1} \sum_{i=1}^n (\mathbf{X}_i - \bar{\mathbf{X}})(\mathbf{X}_i - \bar{\mathbf{X}})^\top$ be the sample variance of \mathbf{X} , where $\bar{\mathbf{X}} = n^{-1} \sum_{i=1}^n \mathbf{X}_i$. The population variance of \mathbf{X} is $\Sigma_x = \mathbf{W}^\top \mathbf{S}_u \mathbf{W} + \Sigma_e$. Based on the factor model in (7), the maximum likelihood estimators of \mathbf{W} , \mathbf{S}_u and Σ_e are obtained as follows:

$$(\widehat{\mathbf{W}}, \widehat{\mathbf{S}}_u, \widehat{\Sigma}_e) = \underset{\mathbf{W}, \mathbf{S}_u, \Sigma_e}{\operatorname{argmax}} \left\{ -(2p)^{-1} \log |\Sigma_x| - (2p)^{-1} \operatorname{tr}(\mathbf{S}_x \Sigma_x^{-1}) \right\}.$$

Computationally, we employ the expectation-maximization algorithm to obtain the maximum likelihood estimators as suggested in Bai and Li (2012). With $\widehat{\mathbf{W}}$ and $\widehat{\Sigma}_e$, we then estimate \mathbf{U}_i using the generalized least squares estimator:

$$\widehat{\mathbf{U}}_i = (\widehat{\mathbf{W}} \widehat{\Sigma}_e^{-1} \widehat{\mathbf{W}}^\top)^{-1} \widehat{\mathbf{W}} \widehat{\Sigma}_e^{-1} (\mathbf{X}_i - \bar{\mathbf{X}}).$$

Next, we treat the estimators $\widehat{\mathbf{U}}_1, \dots, \widehat{\mathbf{U}}_n$ as surrogate variables for the underlying unmeasured confounders to fit a high-dimensional generalized linear model. We then construct a debiased estimator for the parameter of interest by generalizing the decorrelated score method proposed by Ning and Liu (2017). Other debiasing approaches such as that of van de Geer et al. (2014) could also be similarly developed.

Initial ℓ_1 -Penalized Estimator: recall that $\boldsymbol{\eta} = (\theta, \mathbf{v}^\top, \boldsymbol{\beta}^\top)^\top$. For vector $\mathbf{r} = (r_1, \dots, r_l)^\top$, let $\|\mathbf{r}\|_1 = \sum_{j=1}^l |r_j|$. To fit a high-dimensional generalized linear model, we solve the ℓ_1 -penalized optimization problem

$$\widehat{\boldsymbol{\eta}} = \underset{\boldsymbol{\eta} \in \mathbb{R}^{(p+K)}}{\operatorname{argmin}} \left[-\frac{1}{n} \sum_{i=1}^n \{y_i(\theta D_i + \mathbf{v}^\top \mathbf{Q}_i + \boldsymbol{\beta}^\top \widehat{\mathbf{U}}_i) - b(\theta D_i + \mathbf{v}^\top \mathbf{Q}_i + \boldsymbol{\beta}^\top \widehat{\mathbf{U}}_i)\} + \lambda(|\theta| + \|\mathbf{v}\|_1) \right],$$

where $\widehat{\boldsymbol{\eta}} = (\widehat{\theta}, \widehat{\mathbf{v}}^\top, \widehat{\boldsymbol{\beta}}^\top)^\top$ and $b(t)$ is a known function, given a specific generalized linear model. Throughout the manuscript, for notational convenience, let $\boldsymbol{\zeta} = (\mathbf{v}^\top, \boldsymbol{\beta}^\top)^\top$ be regression coefficients for the nuisance covariates and unmeasured confounders. Accordingly, we have $\boldsymbol{\eta} = (\theta, \boldsymbol{\zeta}^\top)^\top$, with the goal of performing statistical inference on θ . In the following, we construct a debiased estimator for θ , generalizing the approach in Ning and Liu (2017) to the case where there exist unmeasured confounders.

A Debiased Estimator: we start with introducing some notations. Let $\mathbf{I} = E\{b''(\theta D_i + \mathbf{v}^\top \mathbf{Q}_i + \boldsymbol{\beta}^\top \mathbf{U}_i) \mathbf{Z}_i \mathbf{Z}_i^\top\}$ be the Fisher information matrix, and let $\mathbf{w}^\top = \mathbf{I}_{\theta\boldsymbol{\zeta}} \mathbf{I}_{\boldsymbol{\zeta}\boldsymbol{\zeta}}^{-1}$, where $\mathbf{I}_{\theta\boldsymbol{\zeta}}$ and $\mathbf{I}_{\boldsymbol{\zeta}\boldsymbol{\zeta}}$ are corresponding block matrices of \mathbf{I} . In addition, let $\mathbf{I}_{\theta|\boldsymbol{\zeta}} = E\{b''(\theta D_i + \mathbf{v}^\top \mathbf{Q}_i +$

$\beta^T \mathbf{U}_i) D_i (D_i - \mathbf{w}^T \mathbf{M}_i)\}$ be the partial Fisher information matrix, where $\mathbf{M}_i = (\mathbf{Q}_i^T, \mathbf{U}_i^T)^T$ is a vector of nuisance covariates and unmeasured confounders. Finally, let $l(\theta, \boldsymbol{\zeta}) = -n^{-1} \sum_{i=1}^n \{y_i(\theta D_i + \boldsymbol{\zeta}^T \dot{\mathbf{M}}_i) - b(\theta D_i + \boldsymbol{\zeta}^T \dot{\mathbf{M}}_i)\}$ with $\dot{\mathbf{M}}_i = (\mathbf{Q}_i^T, \dot{\mathbf{U}}_i^T)^T$ to be the loss function.

We define $S(\theta, \boldsymbol{\zeta}) = \nabla_\theta l(\theta, \boldsymbol{\zeta}) - \mathbf{w}^T \nabla_{\boldsymbol{\zeta}} l(\theta, \boldsymbol{\zeta})$ as the generalized decorrelated score function, where $\nabla_\theta l(\theta, \boldsymbol{\zeta})$ and $\nabla_{\boldsymbol{\zeta}} l(\theta, \boldsymbol{\zeta})$ are the partial derivatives of the loss function with respect to θ and $\boldsymbol{\zeta}$, respectively. Different from the existing definition of the decorrelated score function in Ning and Liu (2017), the generalized decorrelated score function takes into account the effects induced by the unmeasured confounders. Specifically, in the presence of unmeasured confounders, the generalized decorrelated score function is uncorrelated with the score function corresponding to the nuisance covariates as well as the unmeasured confounders, i.e., $E\{S(\theta, \boldsymbol{\zeta})^T \nabla_{\boldsymbol{\zeta}} l(\theta, \boldsymbol{\zeta})\} = \mathbf{I}_{\theta\boldsymbol{\zeta}} - \mathbf{I}_{\theta\boldsymbol{\zeta}} \mathbf{I}_{\boldsymbol{\zeta}\boldsymbol{\zeta}}^{-1} \mathbf{I}_{\boldsymbol{\zeta}\boldsymbol{\zeta}} = \mathbf{0}$. The debiased estimator of θ is constructed by solving for $\tilde{\theta}$ from the first-order approximation of the generalized decorrelated score function $\hat{S}(\tilde{\theta}, \hat{\boldsymbol{\zeta}}) + \hat{I}_{\theta|\boldsymbol{\zeta}}(\tilde{\theta} - \hat{\theta}) = 0$. From the first-order approximation equation, we see that to establish the debiased estimator $\tilde{\theta}$, we need to construct two estimators $\hat{S}(\tilde{\theta}, \hat{\boldsymbol{\zeta}})$ and $\hat{I}_{\theta|\boldsymbol{\zeta}}$, and the key is to estimate \mathbf{w} .

We estimate \mathbf{w} by solving the following convex optimization problem:

$$\hat{\mathbf{w}} = \underset{\mathbf{w} \in \mathbb{R}^{(p+K-1)}}{\operatorname{argmin}} \frac{1}{2n} \sum_{i=1}^n \{\mathbf{w}^T \nabla_{\boldsymbol{\zeta}} l_i(\hat{\theta}, \hat{\boldsymbol{\zeta}}) \mathbf{w} - 2\mathbf{w}^T \nabla_{\boldsymbol{\zeta}} l_i(\hat{\theta}, \hat{\boldsymbol{\zeta}})\} + \lambda' \|\mathbf{w}\|_1,$$

where $l_i(\theta, \boldsymbol{\zeta}) = -y_i(\theta D_i + \boldsymbol{\zeta}^T \dot{\mathbf{M}}_i) + b(\theta D_i + \boldsymbol{\zeta}^T \dot{\mathbf{M}}_i)$ is the i th component of the loss function and $\lambda' > 0$ is a sparsity tuning parameter for \mathbf{w} . The estimator $\hat{\mathbf{w}}$ is constructed with the intuition of finding a sparse vector such that the generalized decorrelated score function is approximately zero. This coincides with the intuition to solve for $\tilde{\theta}$ from the first-order approximation of the generalized decorrelated score function. Under the null hypothesis $H_0 : \theta = 0$, we estimate the generalized decorrelated score function and the partial Fisher information matrix by

$$\begin{aligned} \hat{S}(0, \hat{\boldsymbol{\zeta}}) &= -\frac{1}{n} \sum_{i=1}^n \{y_i - b'(\hat{\mathbf{v}}^T \mathbf{Q}_i + \hat{\boldsymbol{\beta}}^T \dot{\mathbf{U}}_i)\} (D_i - \hat{\mathbf{w}}^T \dot{\mathbf{M}}_i); \\ \hat{I}_{\theta|\boldsymbol{\zeta}} &= \frac{1}{n} \sum_{i=1}^n b''(\hat{\theta} D_i + \hat{\mathbf{v}}^T \mathbf{Q}_i + \hat{\boldsymbol{\beta}}^T \dot{\mathbf{U}}_i) D_i (D_i - \hat{\mathbf{w}}^T \dot{\mathbf{M}}_i). \end{aligned}$$

The debiased estimator can then be constructed as $\tilde{\theta} = \hat{\theta} - (\hat{I}_{\theta|\boldsymbol{\zeta}})^{-1} \hat{S}(0, \hat{\boldsymbol{\zeta}})$. We will show in Section 4 that the debiased estimator $\tilde{\theta}$ is asymptotically normal. Subsequently, the

$(1 - \alpha) \times 100\%$ confidence interval for θ can be constructed as

$$\{\tilde{\theta} - (n\hat{I}_{\theta|\zeta})^{-1/2}\Phi^{-1}(1 - \alpha/2), \tilde{\theta} + (n\hat{I}_{\theta|\zeta})^{-1/2}\Phi^{-1}(1 - \alpha/2)\}, \quad (3)$$

where $\Phi(t)$ is the cumulative distribution function for standard normal random variable.

4 Theoretical Results

Recall that our proposed method yields estimators $\hat{\boldsymbol{\eta}}$, $\hat{\boldsymbol{w}}$, and the debiased estimator $\tilde{\theta}$. In this section, we first establish upper bounds for the estimation errors of $\hat{\boldsymbol{\eta}}$ and $\hat{\boldsymbol{w}}$ under the ℓ_1 norm. Subsequently, we show that the debiased estimator $\tilde{\theta}$ is asymptotically normal.

For a vector $\boldsymbol{r} = (r_1, \dots, r_l)^\top$, let $\|\boldsymbol{r}\|_q = (\sum_{j=1}^l |r_j|^q)^{1/q}$ for $q \geq 1$ and let $\|\boldsymbol{r}\|_\infty = \max_{j=1, \dots, l} |r_j|$. For any matrix \boldsymbol{A} , let $\lambda_{\max}(\boldsymbol{A})$ and $\lambda_{\min}(\boldsymbol{A})$ represent the largest and smallest eigenvalues of \boldsymbol{A} , respectively. Moreover, for sequences $\{a_n\}$ and $\{b_n\}$, we write $a_n \lesssim b_n$ if there exists a constant $C > 0$ such that $a_n \leq Cb_n$ for all n , and $a_n \asymp b_n$ if $a_n \lesssim b_n$ and $b_n \lesssim a_n$. For a sub-exponential random variable Y_1 , we write $\|Y_1\|_{\varphi_1} = \inf[s > 0 : E\{\exp(Y_1/s)\} \leq 2]$ as the sub-exponential norm. For a sub-Gaussian random variable Y_2 , we write $\|Y_2\|_{\varphi_2} = \inf[s > 0 : E\{\exp(Y_2^2/s^2)\} \leq 2]$ as the sub-Gaussian norm. Throughout the manuscript, we will use an asterisk on the upper subscript to indicate the population parameters. In addition, we define $s_{\boldsymbol{\eta}^*} = \text{card}\{(j : \eta_j^* \neq 0)\}$ and $s_{\boldsymbol{w}^*} = \text{card}\{(j : w_j^* \neq 0)\}$ as the cardinalities of $\boldsymbol{\eta}^*$ and \boldsymbol{w}^* , respectively. All of our theoretical analysis are performed under the regime in which n , p , $s_{\boldsymbol{\eta}^*}$, and $s_{\boldsymbol{w}^*}$ are allowed to increase, and the number of unmeasured confounders K is fixed.

We start with some conditions on the factor model in (7). Similar conditions were also considered in Bai and Li (2012) in the context of high-dimensional linear factor model.

Assumption 1. (a) The random noise \boldsymbol{E}_i is identically distributed with $E(\boldsymbol{E}_i) = 0$ and $\text{var}(\boldsymbol{E}_i) = \boldsymbol{\Sigma}_e^* = \text{diag}\{(\sigma_1^*)^2, \dots, (\sigma_p^*)^2\}$.

(b) For some large constant $C > 0$, $E(E_{ij}^4) \leq C^4$, $\|\boldsymbol{W}_j^*\|_2 \leq C$, and $C^{-2} \leq (\sigma_j^*)^2 \leq C^2$.

(c) For positive definite matrices $\boldsymbol{\Gamma}^*$ and $\boldsymbol{\Omega}^*$, $\lim_{p \rightarrow \infty} p^{-1} \boldsymbol{W}^* (\boldsymbol{\Sigma}_e^*)^{-1} (\boldsymbol{W}^*)^\top = \boldsymbol{\Gamma}^*$ and $\lim_{p \rightarrow \infty} p^{-1} \sum_{j=1}^p (\sigma_j^*)^{-4} \{(\boldsymbol{W}_j^*)^\top \otimes (\boldsymbol{W}_j^*)^\top\} (\boldsymbol{W}_j^* \otimes \boldsymbol{W}_j^*) = \boldsymbol{\Omega}^*$, where \otimes is the Kronecker product.

Moreover, without loss of generality, we assume a working identifiability condition: $\boldsymbol{S}_u = \boldsymbol{I}_K$ and $p^{-1} \boldsymbol{W}^* (\boldsymbol{\Sigma}_e^*)^{-1} (\boldsymbol{W}^*)^\top$ is a diagonal matrix with distinct entries. Note that the aforementioned working identifiability condition is for presentation purpose only and not an assumption on the model structure. As presented in Appendix B, when such a working identi-

fiability condition is not satisfied, our theoretical results in Theorems 1 and 2 are still valid. We also illustrate this via simulation in Section 5.1. Next, we impose some assumptions on the generalized linear model with unmeasured confounders in (6).

Assumption 2. (a) The Fisher information $\mathbf{I}^* = E[b''\{(\boldsymbol{\eta}^*)^\top \mathbf{Z}_i\} \mathbf{Z}_i \mathbf{Z}_i^\top]$ satisfies $\lambda_{\min}(\mathbf{I}^*) \geq \kappa$, where $\kappa > 0$ is some constant.

(b) For some constant $M > 0$, $\|\mathbf{X}_i\|_\infty \leq M$, $\|\mathbf{U}_i\|_\infty \leq M$, and $|(\mathbf{w}_q^*)^\top \mathbf{Q}_i| \leq M$, where $\mathbf{w}_q^* = (w_2^*, \dots, w_p^*)^\top$.

(c) The term $|y_i - b'\{(\boldsymbol{\eta}^*)^\top \mathbf{Z}_i\}|$ is sub-exponential with $\|y_i - b'\{(\boldsymbol{\eta}^*)^\top \mathbf{Z}_i\}\|_{\varphi_1} \leq M$.

(d) Assume that $a_1 \leq (\boldsymbol{\eta}^*)^\top \mathbf{Z}_i \leq a_2$, $0 \leq |b'(t)| \leq B$ with $|b'(t_1) - b'(t)| \leq B|t_1 - t|b'(t)|$ and $0 \leq b''(t) \leq B$ with $|b''(t_1) - b''(t)| \leq B|t_1 - t|b''(t)$ for constants a_1, a_2 and B , where $t \in [a_1 - \epsilon, a_2 + \epsilon]$ for $\epsilon > 0$ and sequence t_1 satisfying $|t_1 - t| = o(1)$.

In the absence of unmeasured confounders, similar conditions in Assumption 2 can be implied from the conditions in Theorem 3.3 in van de Geer et al. (2014) and Assumption E.1 in Ning and Liu (2017). When \mathbf{U}_i and \mathbf{X}_i are binary or categorical, Assumption 2(b) holds with a constant $M > 0$. When \mathbf{U}_i and \mathbf{X}_i are sub-exponential random vectors, Assumption 2(b) holds with $M = cn^{-1/2}(\log p)^{1/2}$ for some constant $c > 0$, with probability at least $1 - p^{-1}$. Assumption 2(d) imposes mild regularity conditions on the function $b(t)$, and is commonly used in analyzing high-dimensional generalized linear models without unmeasured confounders. We require the function $b(t)$ to be at least twice differentiable and $b'(t)$ and $b''(t)$ to be bounded. Specifically, $|b''(t_1) - b''(t)| \leq B|t_1 - t|b''(t)$ can be implied by $|b'''(t)| \leq Bb''(t)$ when $b'''(t)$ exists, which is a weaker condition than the self-concordance property (Bach 2010). This boundary assumption is important for the concentration of the Hessian matrix of the loss function. Assumption 2(d) holds for commonly used generalized linear models. For example, for logistic regression where $b(t) = \log\{1 + \exp(t)\}$, Assumption 2(d) holds with $B = 1$, and a_1, a_2 extended to infinity and it can be similarly verified to hold at $B = \max\{1, \exp(a_2 + \epsilon)\}$ for Poisson regression and $B = \max\{1/(a_2 + \epsilon)^2, 2/|a_2 + \epsilon|\}$ for exponential regression with $a_2 < 0$. For linear model, Assumption 2 can be relaxed as stated in Remark 2. Next, we establish upper bounds on the estimation errors for $\hat{\boldsymbol{\eta}}$ and $\hat{\mathbf{w}}$.

Theorem 1 (Estimation consistency). Suppose that Assumptions 1–2 hold. With $\lambda \asymp \lambda' \asymp s_{\eta^*} n^{-1/2}(\log p)^{1/2}$, if $n, p \rightarrow \infty$, $p^{1/2}/n \rightarrow 0$ and $s_{\eta^*}^2 n^{-1/2}(\log p)^{1/2} = o_p(1)$, then we have

$$\|\hat{\boldsymbol{\eta}} - \boldsymbol{\eta}^*\|_1 = O_p \left\{ s_{\eta^*}^2 \left(\frac{\log p}{n} \right)^{1/2} \right\}, \quad \|\hat{\mathbf{w}} - \mathbf{w}^*\|_1 = O_p \left\{ (s_{w^*}^2 \vee s_{\eta^*}^2) \left(\frac{\log p}{n} \right)^{1/2} \right\}. \quad (4)$$

Remark 1. The scaling condition $p^{1/2}/n \rightarrow 0$ is needed to ensure proper convergence rate

in the estimation of unmeasured confounders from a high-dimensional factor model. Specifically, in an intermediate step, we have $p^{1/2}(\hat{\mathbf{U}}_i - \mathbf{U}_i) = p^{-1/2}(\mathbf{\Gamma}^*)^{-1}\mathbf{W}^*(\mathbf{\Sigma}_e^*)^{-1}\mathbf{E}_i + O_p(n^{-1/2}) + O_p(p^{1/2}n^{-1})$. Under this scaling condition, the estimator for unmeasured confounders is also efficient in the sense that the limiting distribution coincides with the oracle distribution in which the loading matrix and error variance are known (Bai and Li 2012). For the same reason, this scaling condition is used to establish the asymptotic normality of the debiased estimator as well. In addition, we assume $s_{\eta^*}^2 n^{-1/2}(\log p)^{1/2} = o_p(1)$ because the estimation error for $\hat{\mathbf{w}}$ is dependent on consistent estimation of $\hat{\eta}$.

The convergence rates in Theorem 1 are similar to that of the oracle decorrelated score method when the unmeasured confounders are assumed to be known. The only difference lies in the sparsity level as the rates in Theorem 1 involve quadratic sparsity levels whereas the rates of oracle decorrelated score method involve linear sparsity levels. With the estimation consistency established, we show that the debiased estimator from the proposed estimation method is asymptotically normal, and thus valid confidence intervals can be constructed.

Theorem 2 (Asymptotic normality). Suppose that Assumptions 1–2 hold. With $\lambda \asymp \lambda' \asymp s_{\eta^*} n^{-1/2}(\log p)^{1/2}$, if $n, p \rightarrow \infty$, $p^{1/2}/n \rightarrow 0$ and $(s_{w^*}^3 \vee s_{\eta^*}^3) n^{-1/2} \log p = o_p(1)$, then

$$n^{1/2}(I_{\theta|\zeta}^*)^{1/2}(\tilde{\theta} - \theta^*) \rightarrow_d N(0, 1). \quad (5)$$

The result in Theorem 2 is similar to existing results on statistical inference for high-dimensional generalized linear model without unmeasured confounders (van de Geer et al. 2014, Ning and Liu 2017, Ma et al. 2021, Shi et al. 2021, Cai et al. 2021). Theorem 2 is established under the condition that the estimation errors of $\hat{\eta}$ and $\hat{\mathbf{w}}$ in (4) are $o_p(1)$. As a consequence of the asymptotic normality result in Theorem 2 and that $\hat{I}_{\theta|\zeta}$ is consistent estimator for $I_{\theta|\zeta}^*$, the construction of the confidence interval in (3) is valid.

Remark 2. For the linear model, estimation consistency and asymptotic normality results in Theorems 1 and 2 hold with less stringent conditions than that in Assumption 2. Suppose Assumption 1 and Assumption 2(a) hold and assume that the random noise ε_i is independent sub-Gaussian random variable and \mathbf{Z}_i is sub-Gaussian vector such that $\|\varepsilon_i\|_{\varphi_2} \leq M$ and $\|Z_{ij}\|_{\varphi_2} \leq M$ for some constant $M > 0$. By choosing $\lambda \asymp s_{\eta^*} n^{-1/2}(\log p)^{1/2}$ and $\lambda' \asymp s_{\eta^*} n^{-1/2}(\log p)^{1/2}$ and under the conditions of $n, p \rightarrow \infty$, $p^{1/2}/n \rightarrow 0$ and $(s_{w^*}^3 \vee s_{\eta^*}^3) n^{-1/2} \log p = o_p(1)$, the estimation error bounds in (4) hold and the debiased estimator $\tilde{\theta}$ is asymptotically normal with limiting distribution (5). Similar assumptions for linear model are commonly imposed in many existing inference methods for high-dimensional linear mod-

els without unmeasured confounders (Zhang and Zhang 2014, Javanmard and Montanari 2014) as well as in the existence of confounders (Ćevic et al. 2020, Guo et al. 2022).

5 Numerical Studies

To illustrate the performance of our proposed method, we conduct numerical experiments including simulation studies and an application of our method on a genetic data set.

5.1 Simulations

We consider two different models in (6), a linear regression model and a logistic regression model. We compare our method with two alternative approaches for performing high-dimensional inference: the oracle method where we perform the debiasing approach assuming that the true values of unmeasured confounders are known; and the naive method in which the unmeasured confounders are neglected in the estimation and we perform the debiasing approach with the observed covariates only. In addition, for the linear regression setting, we compare the proposed method with the doubly debiased lasso method proposed by Guo et al. (2022). The sparsity tuning parameters for all of the aforementioned methods are selected using 10-fold cross-validation. Our proposed method involves estimating the dimension of the unmeasured confounders, which we estimate using the parallel analysis (Horn 1965, Dinno 2009). To evaluate the performance across the different methods, we construct the 95% confidence intervals for the parameter of interest, and compute the average confidence length and the coverage probability of the true parameter over 300 independent replications.

First, we generate each entry of the unmeasured confounders $\mathbf{U}_1, \dots, \mathbf{U}_n \in \mathbb{R}^3$ and each entry of the random error $\mathbf{E}_1, \dots, \mathbf{E}_n \in \mathbb{R}^p$ from a standard normal distribution. Let $(\mathbf{W}^*)^\top = \text{diag}(0.5_{p/3}, 1_{p/3}, 1.5_{p/3}) \in \mathbb{R}^{p \times 3}$. We then generate the covariates $\mathbf{X}_i = (\mathbf{W}^*)^\top \mathbf{U}_i + \mathbf{E}_i$ with $D_i = \mathbf{X}_{i,1}$ and $\mathbf{Q}_i = \mathbf{X}_{i,-1}$. It can be verified that the above setting satisfies the working identifiability condition described in Section 4. Later in this section, we also perform additional simulation studies as to illustrate the validity of the theory when the working identifiability condition does not hold.

We consider both the linear regression model and the logistic regression model: for linear regression, we generate the response y_i according to $y_i = \theta^* D_i + (\mathbf{v}^*)^\top \mathbf{Q}_i + (\boldsymbol{\beta}^*)^\top \mathbf{U}_i + \varepsilon_i$, where the random noise ε_i is generated from a standard normal distribution; for logistic regression, the response y_i is generated from a Bernoulli distribution with probability $p_i(\theta^*, \mathbf{v}^*, \boldsymbol{\beta}^*) = 1/(1 + \exp[-\{\theta^* D_i + (\mathbf{v}^*)^\top \mathbf{Q}_i + (\boldsymbol{\beta}^*)^\top \mathbf{U}_i\}])$. The regression coefficients for the unmeasured

confounders, parameter of interest, and nuisance parameters are set to be $\beta^* = (1, 1, 1)^T$, $\theta^* = 0$, and $\mathbf{v}^* = (1, \mathbf{0}_{p-2})^T$, respectively.

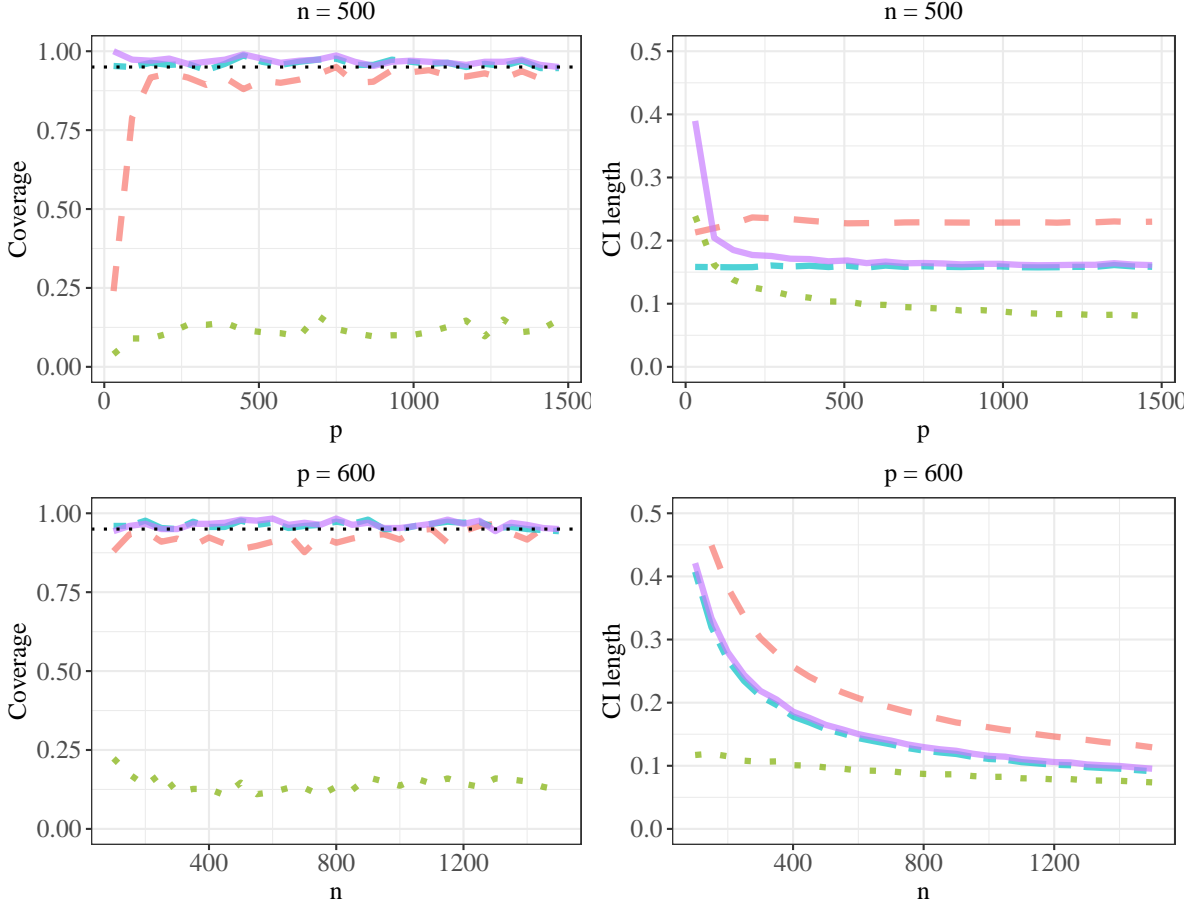


Figure 1: Coverage and length of the confidence interval under linear regression, averaged over 300 replications, with varying p and fixed $n = 500$ (top), and with varying n and fixed $p = 600$ (bottom). Black dashlines indicate the 0.95 level. Purple solid lines (—) are our proposed method. Blue two-dashed lines (— —) represent the oracle case. Green dotted lines (· · ·) indicate the naive method. Orange dashed lines (— —) represent the doubly debiased lasso method.

Results for the cases when $n = 500$ and p varies from 100 to 1500 and when $p = 600$ and n varies from 100 to 1500 under both linear regression model and logistic regression model are presented in Fig. 1 and Fig. 2, respectively. From Fig. 1, we see that the naive method suffers from undercoverage since the effects induced by the unmeasured confounders are not taken into account. Our proposed method has coverage at approximately 0.95 and is similar to that of the oracle method. The proposed method also has similar length of the confidence intervals as that of the oracle method. As a comparison, the doubly debiased lasso method

suffers from undercoverage when p is relatively small ($p < 100$ and $n = 500$): our finding is consistent with that of Guo et al. (2022), where they indicate that when p is relatively small to n , bias from the hidden confounding effects can be relatively large, which leads to undercoverage of their method. As p increases, we see that coverage for the doubly debiased lasso method approaches to 0.95, but its confidence interval lengths are larger than that of our proposed method, indicating our method is preferred in this case.

Under logistic regression model, our proposed method performs similarly to the oracle method in terms of both coverage and length of the confidence intervals. Results for doubly debiased lasso are not reported as it is not directly applicable to generalized linear model.

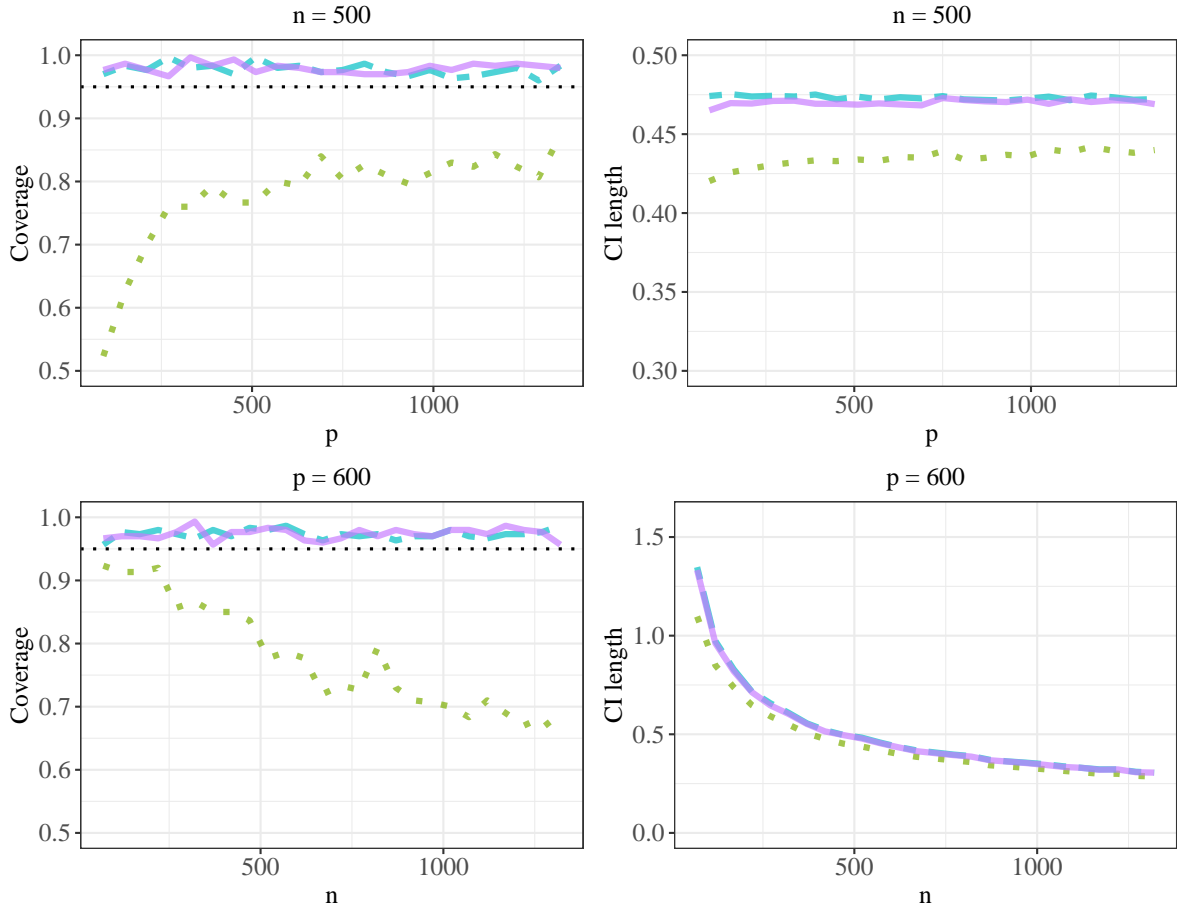


Figure 2: Coverage and length of the confidence interval under logistic regression, averaged over 300 replications, with varying p and fixed $n = 500$ (top), and with varying n and fixed $p = 600$ (bottom). Black dashlines indicate the 0.95 level. Purple solid lines (—) are our proposed method. Blue two-dashed lines (---) represent the oracle case. Green dotted lines (···) indicate the naive method.

In the remaining subsection, we show that when the working identifiability condition

fails, our proposed method can still perform well. More discussions about the working identifiability condition are in Appendix B. Specifically, we set $W_{jk}^* \sim \text{Unif}[0, 1]$ for $j = 1, \dots, p$ and $k = 1, 2$, and 3. This loading matrix implies that each covariate vector \mathbf{X}_i is related to all the confounders. The identifiability condition fails in such case as $p^{-1}\mathbf{W}^*(\Sigma_e^*)^{-1}(\mathbf{W}^*)^\top$ is not a diagonal matrix. We continue with the parameter setting at the start of this section and the data generation process is unchanged except for replacing the original loading matrix with the new loading matrix where elements are uniformly distributed.

At varying dimensions n and p , we construct the confidence intervals using each method over 300 simulations, and then compute the coverage probabilities of the 95% confidence intervals on the true parameter and the average confidence interval lengths. Under the new loading matrix, the results for linear regression model are shown in Fig. 3 and the results for logistic regression model are shown in Fig. 4. We observe the coverage rates of our proposed method can still achieve the desirable 0.95 level and are close to the oracle case. The naive method performs worse than the proposed method, with coverage rates much less than the 0.95 level for most cases. For the linear regression results, although a little under coverage in some cases, the doubly debiased lasso method exhibits good performance in this setting with coverage rates approximating to the oracle case, while its average confidence interval length is larger than that of the proposed method.

5.2 Data Application

In this section, we apply the proposed method to a genetic data containing gene expression quantifications and stimulation statuses in mouse bone marrow derived dendritic cells. The data were also previously analyzed in Shalek et al. (2014) and Cai et al. (2021). Specifically, Cai et al. (2021) aimed to find significant gene expressions in response to three stimulations, which are (a) Pam3CSK4, a synthetic mimic of bacterial lipopeptides; (b) polyinosinic-polycytidylic acid, a viralike ribonucleic acid; and (c) lipopolysaccharide, a component of bacteria. However, there may be potential unmeasured confounders that may lead to spurious discoveries. Our goal is to investigate the relationship between gene expressions levels and the different stimulations while accounting for possible unmeasured confounders.

We start with pre-processing the data: we consider expression profiles after six hours of stimulations and perform genes filtering, expression level transformation, and normalization. The details can be found in Cai et al. (2021). After the pre-processing steps, we have three groups of cells including 64 Pam3CSK4 stimulated cells, 96 polyinosinic-polycytidylic acid stimulated cells, and 96 lipopolysaccharide stimulated cells, respectively. Moreover, each of the three groups contains 96 control cells without any stimulation. The gene expression

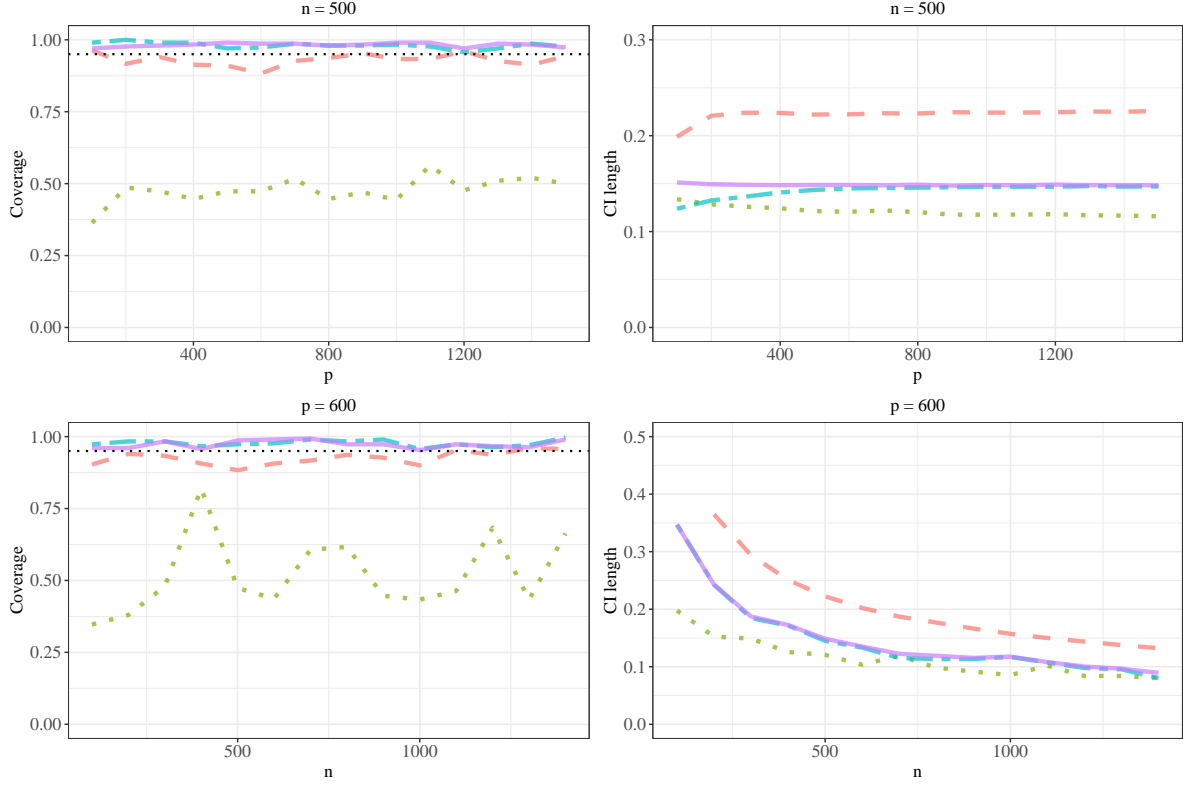


Figure 3: Coverage and length of the confidence interval under linear regression with new loading matrix, averaged over 300 replications, with varying p and fixed $n = 500$ (top), and with varying n and fixed $p = 600$ (bottom). Black dashlines indicate the 0.95 level. Purple solid lines (—) are our proposed method. Blue two-dashed lines (---) represent the oracle case. Green dotted lines (· · ·) indicate the naive method. Orange dashed lines (---) represent the doubly debiased lasso method.

quantifications are computed on 768 genes for Pam3CSK4 stimulation group, 697 genes on polyinosinic-polycytidylic acid stimulation group, and 798 genes for lipopolysaccharide stimulation group. For each group of cells, the high-dimensional covariates are the gene expression levels, the stimulation status is a binary response variable recording whether a cell is stimulated.

We fit the data using our proposed method and construct 95% confidence intervals for the regression coefficient for each gene. In addition, we compute the p -value and effect size for each gene. Our proposed method found that there are 7 possible confounders for the Pam3CSK4 and polyinosinic-polycytidylic acid stimulation groups, and 9 possible confounders for the lipopolysaccharide stimulation group. The 95% their confidence intervals for each of the three groups are shown in Fig. 5.

We see from Fig. 5 that the confidence intervals for some genes do not contain zero, sug-

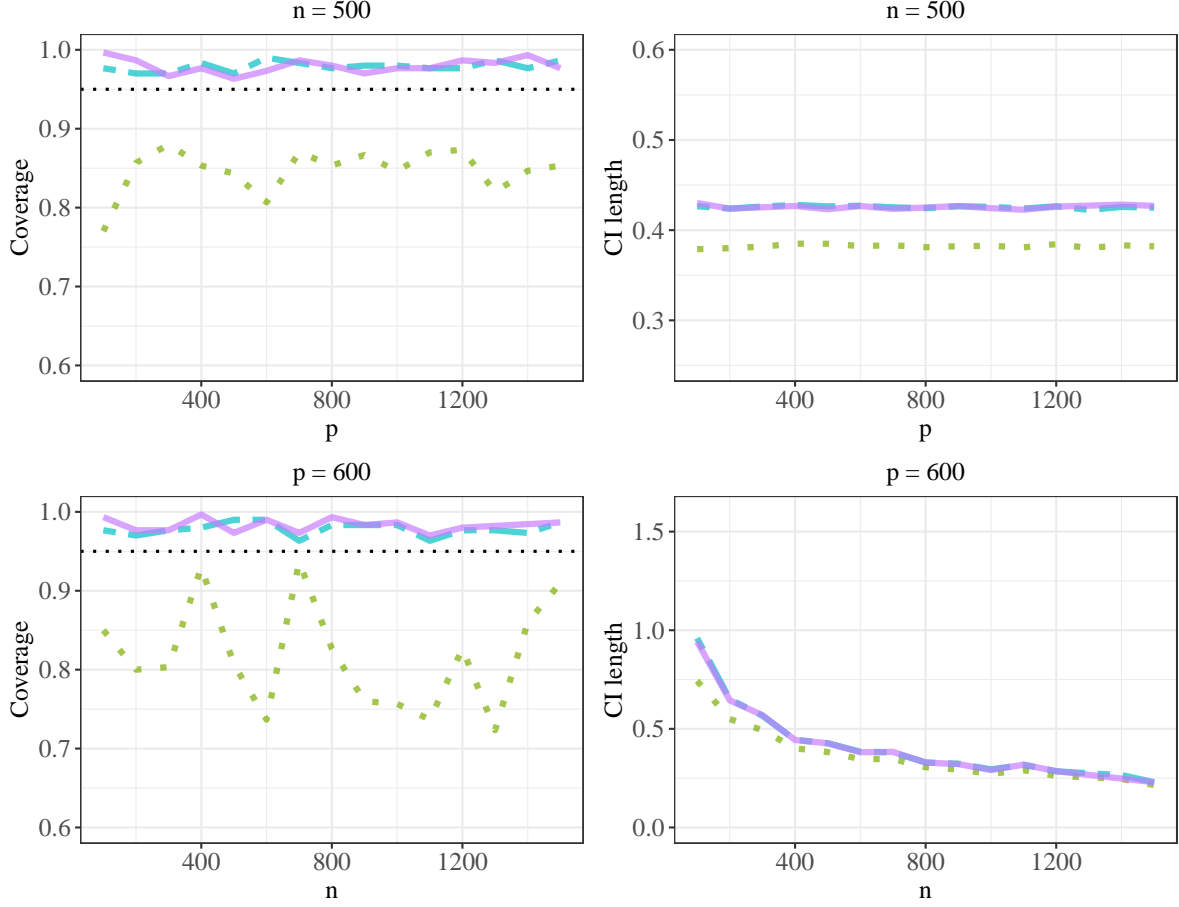


Figure 4: Coverage and length of confidence interval under logistic regression new loading matrix, averaged over 300 replications, with varying p and fixed $n = 500$ (top), and with varying n and fixed $p = 600$ (bottom). Black dashlines indicate the 0.95 level. Purple solid lines (—) are our proposed method. Blue two-dashed lines (— · —) represent the oracle case. Green dotted lines (· · ·) indicate the naive method.

gesting that they are possibly associated with their respective stimulations. For valid statistical inference, we perform a Bonferroni correction to adjust for multiple hypothesis testing. Genes that are significantly associated with the stimulation after Bonferroni correction are reported in Table 1. The small p -values and large effect sizes indicate that the corresponding genes are strongly associated with their respective stimulations. Some gene codes in Table 1 coincide with the findings in Cai et al. (2021), and their functional consequences to the stimulation are also supported in existing literature. Specifically, Cai et al. (2021) suggested that there exist significant association for “IL6” with Pam3CSK4 stimulation, “RSAD2” with polyinosinic-polycytidylic acid stimulation, and “CXCL10” and “IL12B” with lipopolysaccharide stimulation. Applying our proposed method in which the effects of unmeasured

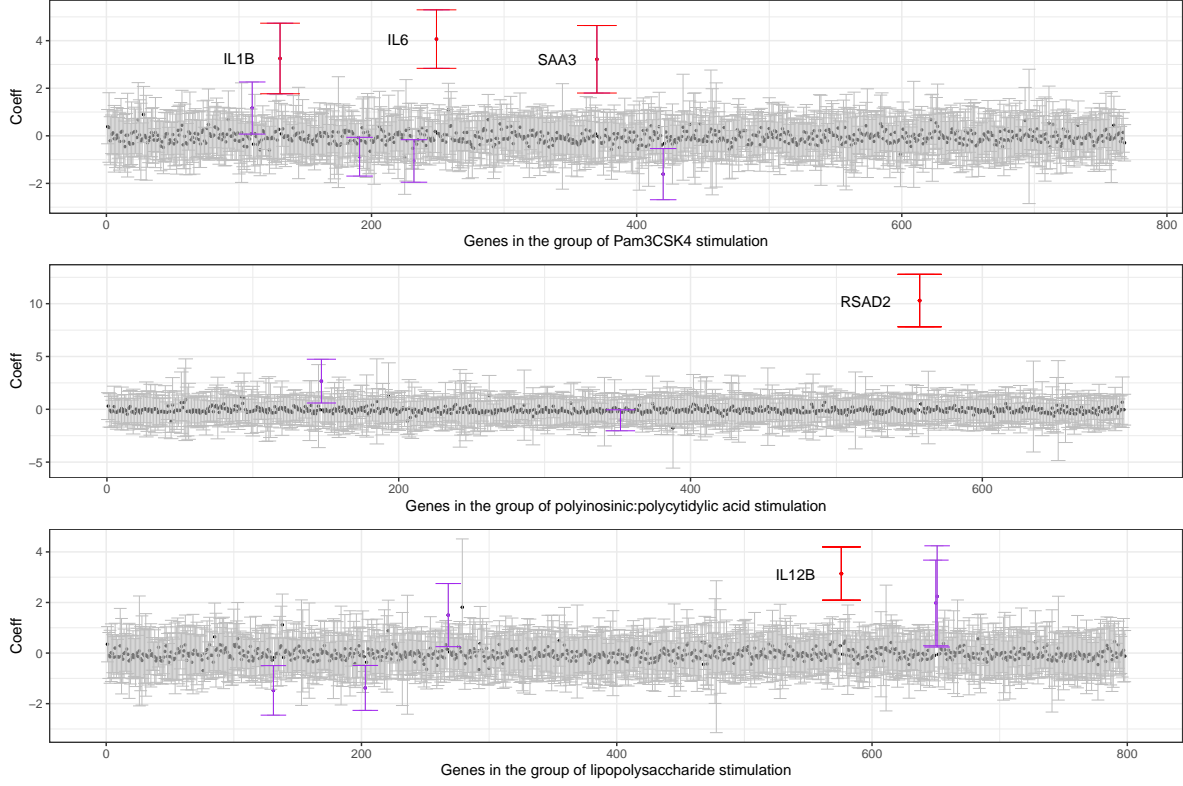


Figure 5: Confidence interval estimation under logistic regression for the stimulation groups of Pam3CSK4 (top), polyinosinic-polycytidylic acid (middle) and lipopolysaccharide (bottom). Purple intervals indicate confidence intervals that do not cover zero. Red intervals represent confidence intervals that are among purple intervals and significant after Bonferroni Correction.

confounders are considered, we identify that “IL1B”, “IL6”, and “SAA3” are significant genes for Pam3CSK4 stimulated cells, “RSAD2” is significant for polyinosinic-polycytidylic acid stimulated cells, and “IL12B” is significant for lipopolysaccharide stimulated cells.

Stimulation	Gene code	p -value	Effect size
Pam3CSK4	IL1B	1.743×10^{-5}	4.295
	IL6	8.940×10^{-11}	6.484
	SAA3	8.800×10^{-6}	4.445
Polyinosinic-polycytidylic acid	RSAD2	4.441×10^{-16}	8.144
Lipopolysaccharide	IL12B	5.180×10^{-9}	5.841

Table 1: Significant gene expression associated with stimulations after Bonferroni correction.

We have found that the aforementioned genes play important role in immune response. The gene “IL1B” encodes protein in the family of interleukin 1 cytokine, which is an impor-

tant mediator of the inflammatory response and its induction can contribute to inflammatory pain hypersensitivity (Nemetz et al. 1999). The genes “IL6” and “IL12B” are also known to encode cytokines that play key roles in hosting defense through stimulation and immune reactions (Müller-Berghaus et al. 2004, Toyoshima et al. 2019). The expression of the gene “RSAD2” is important in antiviral innate immune responses and “RSAD2” is also a powerful stimulator of adaptive immune response mediated via mature dendritic cells (Jang et al. 2018). In addition, mice lacking the gene “SAA3” develop metabolic dysfunction along with defects in innate immune development (Ather and Poynter 2018).

6 Discussion

This manuscript studies statistical inference problem for high-dimensional generalized linear model under the presence of hidden confounding bias. We propose a debiasing approach to construct a consistent estimator of the individual coefficient of interest and its corresponding confidence intervals, which generalizes existing debiasing approach to account for the effects induced by the unmeasured confounders. Theoretical properties were also established for the proposed procedure.

There are several directions for future research. In our theoretical analysis, we assume that the dimension of unmeasured confounders, K , is fixed, which has also been imposed in the existing literature (e.g., Wang et al. 2017, Fan et al. 2022). One possible extension is to allow K to grow, and it involves generalizations of the theoretical results on the maximum likelihood estimation for the unmeasured confounders. Another interesting extension is to allow the association between covariates and unmeasured confounders to be more flexible. For instance, we can replace the factor model with an approximate factor model, which relaxes the diagonal constraint on the error variance and allows weak correlation among the error terms. It would also be interesting to generalize the factor model to a nonlinear structure and investigate the theoretical properties of the debiased estimator under generalized factor model (Chen et al. 2020, Liu et al. 2022). Besides generalized linear model, the high-dimensional debiasing technique is also popularly studied in a variety of models such as Gaussian graphical models (Ren et al. 2015, Zhu et al. 2020) and additive hazards models (Lin and Lv 2013). Generalizing our proposed approach to these models to adjust for possible unmeasured confounders is also an interesting problem to investigate.

Appendix A. Preliminaries

We start with introducing some notations and definitions. For a vector $\mathbf{r} = (r_1, \dots, r_l)^\top$, we let $\mathcal{S}_r = \{j : r_j \neq 0\}$, $\|\mathbf{r}\|_\infty = \max_{j=1, \dots, l} |r_j|$, $\|\mathbf{r}\|_q = (\sum_{j=1}^l |r_j|^q)^{1/q}$ for $q \geq 1$ and $s_r = \text{card}(\mathcal{S}_r)$. For a matrix $\mathbf{A} = (a_{ij})_{n \times l}$, let $\|\mathbf{A}\|_{\infty, 1} = \max_{j=1, \dots, l} \sum_{i=1}^n |a_{ij}|$ to be the maximum absolute column sum, $\|\mathbf{A}\|_{1, \infty} = \max_{i=1, \dots, n} \sum_{j=1}^l |a_{ij}|$ to be the maximum of the absolute row sum, $\|\mathbf{A}\|_{\max} = \max_{i,j} |a_{ij}|$ to be the maximum of the matrix entry, $\lambda_{\min}(\mathbf{A})$ and $\lambda_{\max}(\mathbf{A})$ to be the smallest and largest eigenvalues of \mathbf{A} and $\|\mathbf{A}\|_{\text{sp}} = \{\lambda_{\max}(\mathbf{A}^\top \mathbf{A})\}^{1/2}$ to be the spectral norm of \mathbf{A} . For sequences $\{a_n\}$ and $\{b_n\}$, we write $a_n \lesssim b_n$ if there exists a constant $C > 0$ such that $a_n \leq Cb_n$ for all n , and $a_n \asymp b_n$ if $a_n \lesssim b_n$ and $b_n \lesssim a_n$. For any sub-exponential random variable Y_1 , we define the sub-exponential norm as $\|Y_1\|_{\varphi_1} = \inf[s > 0 : E\{\exp(Y_1/s)\} \leq 2]$. For any sub-Gaussian random variable Y_2 , we define the sub-Gaussian norm as $\|Y_2\|_{\varphi_2} = \inf[s > 0 : E\{\exp(Y_2^2/s^2)\} \leq 2]$.

Next, we give a review of our model framework. We assume the response y given the covariate of interest D , the nuisance covariates \mathbf{Q} and the unmeasured confounders \mathbf{U} follows the generalized linear model with the probability density (mass) function to be

$$f(y) = \exp[\{y(\theta D + \mathbf{v}^\top \mathbf{Q} + \boldsymbol{\beta}^\top \mathbf{U}) - b(\theta D + \mathbf{v}^\top \mathbf{Q} + \boldsymbol{\beta}^\top \mathbf{U})\}/a(\phi) + c(y, \phi)], \quad (6)$$

and the relationship between \mathbf{X} and \mathbf{U} is

$$\mathbf{X} = \mathbf{W}^\top \mathbf{U} + \mathbf{E}. \quad (7)$$

We let $\mathbf{Z} = (D, \mathbf{Q}^\top, \mathbf{U}^\top)^\top$ to be a vector that includes all of the covariates and the unmeasured confounders, and let $\boldsymbol{\eta}^\top = (\theta, \mathbf{v}^\top, \boldsymbol{\beta}^\top)$ to be the corresponding parameters. For notational convenience, we also let $\mathbf{M} = (\mathbf{Q}^\top, \mathbf{U}^\top)^\top$ and its coefficient $\boldsymbol{\zeta} = (\mathbf{v}^\top, \boldsymbol{\beta}^\top)^\top$, so $\boldsymbol{\eta} = (\theta, \boldsymbol{\zeta}^\top)^\top$. We denote $\boldsymbol{\gamma} = (\theta, \mathbf{v}^\top)^\top$ as the coefficient for covariates \mathbf{X} , so $\boldsymbol{\eta} = (\boldsymbol{\gamma}^\top, \boldsymbol{\beta}^\top)^\top$.

Throughout the appendix, we use an asterisk on the upper subscript to indicate the population parameters. We assume that the observed data $\{y_i, \mathbf{X}_i\}_{i=1, \dots, n}$ and the unmeasured confounders $\{\mathbf{U}_i\}_{i=1, \dots, n}$ are realizations of (6) and (7). The noise for the factor model are denoted as $\{\mathbf{E}_i\}_{i=1, \dots, n}$ with $\mathbf{E}_i = (E_{ij} : j = 1, \dots, p)$.

In the proposed inferential procedure, we first obtain the maximum likelihood estimator for unmeasured confounders $\hat{\mathbf{U}}_i$. With the unmeasured confounder estimators, we let $\dot{\mathbf{Z}}_i = (D_i, \mathbf{Q}_i^\top, \hat{\mathbf{U}}_i^\top)^\top$, $\dot{\mathbf{M}}_i = (\mathbf{X}_i^\top, \hat{\mathbf{U}}_i^\top)^\top$ and get an initial lasso estimator

$$\hat{\boldsymbol{\eta}} = \underset{\boldsymbol{\eta} \in \mathbb{R}^{(p+K)}}{\text{argmin}} \ l(\boldsymbol{\eta}) + \lambda \|\boldsymbol{\gamma}\|_1, \quad (8)$$

where the loss function is the negative log-likelihood function defined as

$$l(\boldsymbol{\eta}) = -\frac{1}{n} \sum_{i=1}^n \{y_i \boldsymbol{\eta}^\top \dot{\mathbf{Z}}_i - b(\boldsymbol{\eta}^\top \dot{\mathbf{Z}}_i)\}.$$

The gradient $\nabla l(\boldsymbol{\eta})$ and Hessian $\nabla^2 l(\boldsymbol{\eta})$ of the loss function are commonly used in our subsequent proofs, which are expressed as

$$\nabla l(\boldsymbol{\eta}) = -\frac{1}{n} \sum_{i=1}^n \{y_i - b'(\boldsymbol{\eta}^\top \dot{\mathbf{Z}}_i)\} \dot{\mathbf{Z}}_i; \quad \nabla^2 l(\boldsymbol{\eta}) = \frac{1}{n} \sum_{i=1}^n b''(\boldsymbol{\eta}^\top \dot{\mathbf{Z}}_i) \dot{\mathbf{Z}}_i \dot{\mathbf{Z}}_i^\top.$$

In constructing the debiased estimator, we define $\mathbf{w}^* = \mathbf{I}_{\theta\zeta}^* (\mathbf{I}_{\zeta\zeta}^*)^{-1}$ and $\boldsymbol{\tau}^* = (1, -\mathbf{w}^*)^\top$, where $\mathbf{I}_{\theta\zeta}^* = E[b''\{(\boldsymbol{\eta}^*)^\top \mathbf{Z}_i\} D_i \mathbf{M}_i^\top]$ and $\mathbf{I}_{\zeta\zeta}^* = E[b''\{(\boldsymbol{\eta}^*)^\top \mathbf{Z}_i\} \mathbf{M}_i \mathbf{M}_i^\top]$. We denote two sub-vectors of \mathbf{w}^* as $\mathbf{w}_q^* = (w_2^*, \dots, w_q^*)^\top$ and $\mathbf{w}_u^* = (w_{p+1}^*, \dots, w_{p+K}^*)^\top$. We define the estimator for the sparse vector \mathbf{w} as

$$\hat{\mathbf{w}} = \underset{\mathbf{w} \in \mathbb{R}^{(p+K-1)}}{\operatorname{argmin}} \frac{1}{2n} \sum_{i=1}^n \{\mathbf{w}^\top \nabla_{\zeta\zeta} l_i(\hat{\theta}, \hat{\zeta}) \mathbf{w} - 2\mathbf{w}^\top \nabla_{\zeta\theta} l_i(\hat{\theta}, \hat{\zeta})\} + \lambda' \|\mathbf{w}\|_1, \quad (9)$$

where $l_i(\theta, \zeta) = -y_i(\theta D_i + \zeta^\top \dot{\mathbf{M}}_i) + b(\theta D_i + \zeta^\top \dot{\mathbf{M}}_i)$ is equivalent to $l_i(\boldsymbol{\eta})$, the i th component of the loss function. The estimator $\hat{\mathbf{w}}$ is used in estimating the generalized decorrelated score function and the partial Fisher information matrix, which are

$$\begin{aligned} \hat{S}(0, \hat{\zeta}) &= -\frac{1}{n} \sum_{i=1}^n \{y_i - b'(\hat{\zeta}^\top \dot{\mathbf{M}}_i)\} (D_i - \hat{\mathbf{w}}^\top \dot{\mathbf{M}}_i); \\ \hat{I}_{\theta|\zeta} &= \frac{1}{n} \sum_{i=1}^n b''(\hat{\boldsymbol{\eta}}^\top \dot{\mathbf{Z}}_i) D_i (D_i - \hat{\mathbf{w}}^\top \dot{\mathbf{M}}_i). \end{aligned}$$

Our theoretical results are established under the high-dimensional context with $n, p \rightarrow \infty$ and $p^{1/2}/n \rightarrow 0$. Regarding the factor model, as stated in Assumption 1 in Section 4 of main text, we let the errors \mathbf{E}_i satisfy $E(\mathbf{E}_i) = \mathbf{0}$, $E(E_{ij}^4) \leq C^4$ and let variance be $\operatorname{var}(\mathbf{E}_i) = \boldsymbol{\Sigma}_e^* = \operatorname{diag}\{(\sigma_1^*)^2, \dots, (\sigma_p^*)^2\}$ with $C^{-2} \leq (\sigma_j^*)^2 \leq C^2$ for some constant $C > 0$. For the loading matrix, assume $\|\mathbf{W}_j^*\|_2 \leq C$. There exist positive definite matrices $\boldsymbol{\Gamma}^*$ and $\boldsymbol{\Omega}^*$ such that $\lim_{p \rightarrow \infty} p^{-1} \mathbf{W}^* (\boldsymbol{\Sigma}_e^*)^{-1} (\mathbf{W}^*)^\top = \boldsymbol{\Gamma}^*$ and $\lim_{p \rightarrow \infty} p^{-1} \sum_{j=1}^p (\sigma_j^*)^{-4} \{(\mathbf{W}_j^*)^\top \otimes (\mathbf{W}_j^*)^\top\} (\mathbf{W}_j^* \otimes \mathbf{W}_j^*) = \boldsymbol{\Omega}^*$. In addition, we also assume a working identifiability condition that $\mathbf{S}_u = \mathbf{I}_K$ and $p^{-1} \mathbf{W}^* (\boldsymbol{\Sigma}_e^*)^{-1} (\mathbf{W}^*)^\top$ is a diagonal matrix with distinct entries.

For the assumptions regarding the generalized linear model relating y and (\mathbf{X}, \mathbf{U}) , as

mentioned in Assumption 2 in Section 4 of the main text, we let $\lambda_{\min}(\mathbf{I}^*) \geq \kappa$, where $\mathbf{I}^* = E[b''\{(\boldsymbol{\eta}^*)^\top \mathbf{Z}_i\} \mathbf{Z}_i \mathbf{Z}_i^\top]$ and κ is some constant. The unmeasured confounders and the covariates are assumed to be bounded, $\|\mathbf{U}_i\|_\infty \leq M$, $\|\mathbf{X}_i\|_\infty \leq M$, and $|(\mathbf{w}_q^*)^\top \mathbf{Q}_i| \leq M$ for some constant $M > 0$. We let $|y_i - b'\{(\boldsymbol{\eta}^*)^\top \mathbf{Z}_i\}|$ to be sub-exponential with $\|y_i - b'\{(\boldsymbol{\eta}^*)^\top \mathbf{Z}_i\}\|_{\varphi_1} \leq M$. In addition, we assume $a_1 \leq (\boldsymbol{\eta}^*)^\top \mathbf{Z}_i \leq a_2$, $0 \leq |b'(t)| \leq B$ with $|b'(t_1) - b'(t)| \leq B|t_1 - t|$ and $0 \leq b''(t) \leq B$ with $|b''(t_1) - b''(t)| \leq B|t_1 - t|$ for constants a_1 , a_2 and B , where $t \in [a_1 - \epsilon, a_2 + \epsilon]$ for $\epsilon > 0$ and sequence t_1 satisfying $|t_1 - t| = o(1)$.

With the notations and assumptions revisited, we next present the discussion for the working identifiability condition and then the proofs of Theorems 1 and 2.

Appendix B. Discussion on Working Identifiability Condition

In this section, we make a detailed clarification on the working identifiability condition in the main text. Specifically, we show that when the working identifiability condition does not hold, we can transform the model into an identifiable model and the transformed identifiable model has identical parameter of interest θ compared to that of the pre-transformed model.

When the identifiability condition is not satisfied, the estimators are not fully identifiable in a sense that, for any invertible matrix \mathbf{O} , we have $\widetilde{\mathbf{W}} = \mathbf{O}^\top \widehat{\mathbf{W}}$ and $\widetilde{\mathbf{S}}_u = (\mathbf{O}^{-1})^\top \widehat{\mathbf{S}}_u \mathbf{O}^{-1}$ to be valid maximum likelihood estimators. At $\widetilde{\mathbf{W}} = \mathbf{O}^\top \widehat{\mathbf{W}}$, we can substitute the expression for $\widetilde{\mathbf{W}}$ into (3) to get the relationship between $\widetilde{\mathbf{U}}_i$ and $\widehat{\mathbf{U}}_i$ as follows,

$$\begin{aligned} \widetilde{\mathbf{U}}_i &= (\widetilde{\mathbf{W}} \widehat{\boldsymbol{\Sigma}}_e^{-1} \widetilde{\mathbf{W}}^\top)^{-1} \widetilde{\mathbf{W}} \widehat{\boldsymbol{\Sigma}}_e^{-1} (\mathbf{X}_i - \bar{\mathbf{X}}) \\ &= (\mathbf{O}^\top \widehat{\mathbf{W}} \widehat{\boldsymbol{\Sigma}}_e^{-1} \widehat{\mathbf{W}}^\top \mathbf{O})^{-1} \mathbf{O}^\top \widehat{\mathbf{W}} \widehat{\boldsymbol{\Sigma}}_e^{-1} (\mathbf{X}_i - \bar{\mathbf{X}}) \\ &= \mathbf{O}^{-1} (\widehat{\mathbf{W}} \widehat{\boldsymbol{\Sigma}}_e^{-1} \widehat{\mathbf{W}}^\top)^{-1} (\mathbf{O}^{-1})^\top \mathbf{O}^\top \widehat{\mathbf{W}} \widehat{\boldsymbol{\Sigma}}_e^{-1} (\mathbf{X}_i - \bar{\mathbf{X}}) \\ &= \mathbf{O}^{-1} \widehat{\mathbf{U}}_i. \end{aligned}$$

Suppose $\widehat{\mathbf{W}}$ and $\widehat{\mathbf{U}}_i$ are the asymptotically unbiased estimators for \mathbf{W}^* and \mathbf{U}_i^* respectively. Here we want to clarify that we use \mathbf{S}_u^* and \mathbf{U}_i^* to differentiate the unmeasured confounders before the transformation from that of transformed model but this does not imply that \mathbf{S}_u^* and \mathbf{U}_i^* are population parameters. we have $\widetilde{\mathbf{W}}$ and $\widetilde{\mathbf{U}}_i$ to be the asymptotically unbiased estimators for $\mathbf{O}^\top \mathbf{W}^*$ and $\mathbf{O}^{-1} \mathbf{U}_i^*$.

When the working identifiability condition does not hold, that is, we have $\mathbf{S}_u^* \neq \mathbf{I}_K$, and/or $p^{-1} \mathbf{W}^* \boldsymbol{\Sigma}_e^{-1} (\mathbf{W}^*)^\top$ is not diagonal matrix with distinct entries, we can find an invert-

ible matrix \mathbf{O} to transform the true parameters to satisfy the assumption. Then we build a correspondence between the true model and the model corresponding to the transformed parameters, showing that the two models have parameter of interest θ to be identical.

The transformed parameters are $\mathbf{W}^r = \mathbf{O}_2^{-1} \mathbf{O}_1^T \mathbf{W}^*$ and $\mathbf{U}_i^r = \mathbf{O}_2^T (\mathbf{O}_1^{-1}) \mathbf{U}_i^*$, which are constructed in two steps. At first step, for any $\mathbf{S}_u^* \neq \mathbf{I}_K$, we can find a matrix \mathbf{O}_1 such that

$$n^{-1} \sum_{i=1}^n \mathbf{O}_1^{-1} (\mathbf{U}_i^* - \bar{\mathbf{U}}^*) (\mathbf{U}_i^* - \bar{\mathbf{U}}^*)^T (\mathbf{O}_1^{-1})^T = \mathbf{O}_1^{-1} \mathbf{S}_u^* (\mathbf{O}_1^{-1})^T = \mathbf{I}_K.$$

At next step, given the matrix $p^{-1} \mathbf{W}^* \Sigma_e^{-1} (\mathbf{W}^*)^T$ is symmetrical, there exists an orthogonal matrix \mathbf{O}_2 whose columns correspond to the eigenvectors of $p^{-1} \mathbf{O}_1^T \mathbf{W}^* \Sigma_e^{-1} (\mathbf{O}_1^T \mathbf{W}^*)^T$ as we could decompose this symmetric matrix into $p^{-1} \mathbf{O}_1^T \mathbf{W}^* \Sigma_e^{-1} (\mathbf{O}_1^T \mathbf{W}^*)^T = \mathbf{O}_2 \Lambda \mathbf{O}_2^T$ where Λ has distinct eigenvalues in the diagonal.

We verify the transformed parameters satisfy the identifiability condition as follows. At $\mathbf{W}^r = \mathbf{O}_2^{-1} \mathbf{O}_1^T \mathbf{W}^*$ and $\mathbf{U}_i^r = \mathbf{O}_2^T (\mathbf{O}_1^{-1}) \mathbf{U}_i^*$, we have

$$\mathbf{S}_u^r = n^{-1} \sum_{i=1}^n \mathbf{O}_2^T \mathbf{O}_1^{-1} (\mathbf{U}_i^* - \bar{\mathbf{U}}^*) (\mathbf{U}_i^* - \bar{\mathbf{U}}^*)^T (\mathbf{O}_1^{-1})^T \mathbf{O}_2 = \mathbf{O}_2^T \mathbf{I}_K \mathbf{O}_2 = \mathbf{I}_K,$$

and

$$p^{-1} \mathbf{W}^r \Sigma_e^{-1} (\mathbf{W}^r)^T = p^{-1} \mathbf{O}_2^{-1} \mathbf{O}_1^T \mathbf{W}^* \Sigma_e^{-1} (\mathbf{W}^*)^T \mathbf{O}_1 (\mathbf{O}_2^{-1})^T = \mathbf{O}_2^{-1} \mathbf{O}_2 \Lambda \mathbf{O}_2^T (\mathbf{O}_2^{-1})^T = \Lambda,$$

is a diagonal matrix with distinct entries.

We let $\mathbf{O} = \mathbf{O}_2^T (\mathbf{O}_1^{-1})$, so accordingly the parameters for the transformed factor model are $\mathbf{U}^r = \mathbf{O} \mathbf{U}^*$ and $(\mathbf{W}^r)^T = (\mathbf{W}^*)^T \mathbf{O}^{-1}$. The relationship between the true model and the transformed model is as follows. The factor model structure corresponding to the true parameter is the same as the model corresponding to the transformed parameters as

$$\mathbf{X} = (\mathbf{W}^r)^T \mathbf{U}^r + \mathbf{E} = (\mathbf{W}^*)^T \mathbf{O}^{-1} \mathbf{O} \mathbf{U}^* + \mathbf{E} = (\mathbf{W}^*)^T \mathbf{U}^* + \mathbf{E}.$$

The generalized linear framework according to the rotated true parameter is

$$f(y) = \exp([y\{\theta^r D + (\mathbf{v}^r)^T \mathbf{Q} + (\boldsymbol{\beta}^r)^T \mathbf{U}\} - b\{\theta^r D + (\mathbf{v}^r)^T \mathbf{Q} + (\boldsymbol{\beta}^r)^T \mathbf{U}\}]/a(\phi) + c(y, \phi)),$$

whereas the framework according to true parameters is

$$f(y) = \exp([y\{\theta^* D + (\mathbf{v}^*)^T \mathbf{Q} + (\boldsymbol{\beta}^*)^T \mathbf{U}\} - b\{\theta^* D + (\mathbf{v}^*)^T \mathbf{Q} + (\boldsymbol{\beta}^*)^T \mathbf{U}\}]/a(\phi) + c(y, \phi)).$$

At $\beta^r = \mathbf{O}^{-1}\beta^*$, $\theta^r = \theta^*$ and $\mathbf{v}^r = \mathbf{v}^*$, the two frameworks are identical. That is, when the confounders are not identifiable, only the coefficient β will be affected accordingly; the parameter of interest will not change and thus the theoretical results on $\tilde{\theta}$ are not affected.

Appendix C. Proof of Theorem 1

C.1 Estimation consistency of $\hat{\eta}$

Theorem 1 shows that the estimators $\hat{\eta}$ and $\hat{\mathbf{w}}$ can be consistently estimated. Before proving these results, we first introduce three lemmas that will be used in the proofs.

Lemma 1. Under Assumptions 1–2 and the scaling condition $n, p \rightarrow \infty$ and $p^{1/2}/n \rightarrow 0$, we have $\max_{i=1, \dots, n} \|\hat{\mathbf{U}}_i\|_\infty \leq MK^{3/2} + o_p(1)$.

From Lemma 1, the probability that the estimated unmeasured confounders are bounded in ℓ_∞ norm tends to 1 as $n, p \rightarrow \infty$ and $p^{1/2}/n \rightarrow 0$. This result is obtained from that $\hat{\mathbf{U}}_i$ is an asymptotically efficient estimator for \mathbf{U}_i with $\|\mathbf{U}_i\|_\infty \leq M$. As a consequence, we have $\|\dot{\mathbf{Z}}_i\|_\infty = \max\{\|\hat{\mathbf{U}}_i\|_\infty, \|\mathbf{X}_i\|_\infty\} \leq MK^{3/2} + o_p(1)$.

Lemma 2 (Concentration of the Gradient and Hessian). Under Assumptions 1–2 and the scaling condition $n, p \rightarrow \infty$ and $p^{1/2}/n \rightarrow 0$, we have

$$\begin{aligned} (i) \quad & \|\nabla l(\boldsymbol{\eta}^*)\|_\infty = \|n^{-1} \sum_{i=1}^n [y_i - b'\{(\boldsymbol{\eta}^*)^\top \dot{\mathbf{Z}}_i\}] \dot{\mathbf{Z}}_i\|_\infty = O_p\{s_{\eta^*} n^{-1/2} (\log p)^{1/2}\}; \\ (ii) \quad & \|(\boldsymbol{\tau}^*)^\top \nabla^2 l(\boldsymbol{\eta}^*) - E_{\boldsymbol{\eta}^*}\{(\boldsymbol{\tau}^*)^\top b''\{(\boldsymbol{\eta}^*)^\top \mathbf{Z}_i\} \mathbf{Z}_i \mathbf{Z}_i^\top\}\|_\infty = \\ & \|n^{-1} \sum_{i=1}^n (\boldsymbol{\tau}^*)^\top b''\{(\boldsymbol{\eta}^*)^\top \dot{\mathbf{Z}}_i\} \dot{\mathbf{Z}}_i \dot{\mathbf{Z}}_i^\top - E_{\boldsymbol{\eta}^*}\{(\boldsymbol{\tau}^*)^\top b''\{(\boldsymbol{\eta}^*)^\top \mathbf{Z}_i\} \mathbf{Z}_i \mathbf{Z}_i^\top\}\|_\infty = O_p\{s_{\eta^*} n^{-1/2} (\log p)^{1/2}\}. \end{aligned}$$

Lemma 2 shows that there exist sub-exponential type of bounds on the gradient and linear combination of the Hessian of the loss functions. This is motivated by Assumption 3.2 in Ning and Liu (2017). They construct the loss function based on the observed covariates whereas our results are established upon the fact that the gradient and the hessian of the loss function involve not only observed covariates but also the estimated unmeasured confounders.

Lemma 3. Given a random variable X with mean μ and variance σ^2 , if $|X - \mu| \leq b$, then X is a sub-Gaussian random variable with $\|X\|_{\varphi_2} \leq 2 \max\{|\mu + b|, |\mu - b|\}$.

Lemma 3 shows that a bounded random variable satisfies Bernstein condition, which implies its sub-Gaussian properties. Because a sub-Gaussian random variable is also sub-exponential. The boundedness of random variable also implies its sub-exponential properties. Note that the boundedness of random variable is a sufficient condition for it to be sub-Gaussian but not a necessary condition.

With the three lemmas introduced, we next obtain the upper bound for the estimation error of $\hat{\boldsymbol{\eta}}$. To this end, we define the first-order approximation to the loss difference as $D(\hat{\boldsymbol{\eta}}, \boldsymbol{\eta}^*) = (\hat{\boldsymbol{\eta}} - \boldsymbol{\eta}^*)^\top \{\nabla l(\hat{\boldsymbol{\eta}}) - \nabla l(\boldsymbol{\eta}^*)\}$. We will obtain upper and lower bounds of $D(\hat{\boldsymbol{\eta}}, \boldsymbol{\eta}^*)$. As we will show, the ℓ_2 norm $\|\hat{\boldsymbol{\eta}} - \boldsymbol{\eta}^*\|_2$ is involved in both upper and lower bounds, combining which will give an inequality of $\|\hat{\boldsymbol{\eta}} - \boldsymbol{\eta}^*\|_2$ and thus result in a bounded estimation error of $\hat{\boldsymbol{\eta}}$.

Upper Bound for $D(\hat{\boldsymbol{\eta}}, \boldsymbol{\eta}^)$:* recall that $\hat{\boldsymbol{\eta}}^\top = (\hat{\boldsymbol{\gamma}}^\top, \hat{\boldsymbol{\beta}}^\top)$ is a solution obtained from solving the convex optimization problem in (8). And thus, we have the following optimality conditions:

$$-\nabla l(\hat{\boldsymbol{\gamma}}) = \lambda \boldsymbol{\varrho}, \quad \nabla l(\hat{\boldsymbol{\beta}}) = 0$$

where $\boldsymbol{\gamma}$ is a $p \times 1$ vector with entries

$$\boldsymbol{\varrho}_j = \begin{cases} \text{sign}(\hat{\gamma}_j), & \hat{\gamma}_j \neq 0 \\ [-1, 1], & \hat{\gamma}_j = 0 \end{cases}, \quad (j = 1, \dots, p).$$

This implies $\|\nabla l(\hat{\boldsymbol{\eta}})\|_\infty = \|n^{-1} \sum_{i=1}^n \dot{\mathbf{Z}}_i \{y_i - b'(\hat{\boldsymbol{\eta}}^\top \dot{\mathbf{Z}}_i)\}\|_\infty \leq \lambda$.

Recall that we denote the support set for $\boldsymbol{\eta}^*$ as $\mathcal{S}_\eta = \{j : \eta_j^* \neq 0\}$. We denote the difference between the estimator $\hat{\boldsymbol{\eta}}$ and the true parameter $\boldsymbol{\eta}^*$ as $\hat{\Delta} = \hat{\boldsymbol{\eta}} - \boldsymbol{\eta}^*$, and its two sub-vectors are $\hat{\Delta}_\mathcal{S} = (\hat{\eta}_j - \eta_j^* : j \in \mathcal{S}_\eta)$ and $\hat{\Delta}_{\bar{\mathcal{S}}} = (\hat{\eta}_j - \eta_j^* : j \notin \mathcal{S}_\eta)$. Similarly, we denote the sub-vectors of $\dot{\mathbf{Z}}_i$ corresponding to non-zero entries as $\dot{\mathbf{Z}}_{i,\mathcal{S}} = \{\dot{\mathbf{Z}}_{ij} : j \in \mathcal{S}_\eta\}$ and that corresponding to zero entries as $\dot{\mathbf{Z}}_{i,\bar{\mathcal{S}}} = \{\dot{\mathbf{Z}}_{ij} : j \notin \mathcal{S}_\eta\}$. With the notations introduced, the quadratic difference $D(\hat{\boldsymbol{\eta}}, \boldsymbol{\eta}^*)$ can then be written as

$$\begin{aligned} D(\hat{\boldsymbol{\eta}}, \boldsymbol{\eta}^*) &= (\hat{\boldsymbol{\eta}} - \boldsymbol{\eta}^*)^\top \{\nabla l(\hat{\boldsymbol{\eta}}) - \nabla l(\boldsymbol{\eta}^*)\} \\ &= -\frac{1}{n} \sum_{i=1}^n \hat{\Delta}_\mathcal{S}^\top \dot{\mathbf{Z}}_{i,\mathcal{S}} \{y_i - b'(\hat{\boldsymbol{\eta}}^\top \dot{\mathbf{Z}}_i)\} - \frac{1}{n} \sum_{i=1}^n \hat{\Delta}_{\bar{\mathcal{S}}}^\top \dot{\mathbf{Z}}_{i,\bar{\mathcal{S}}} \{y_i - b'(\hat{\boldsymbol{\eta}}^\top \dot{\mathbf{Z}}_i)\} - \hat{\Delta}^\top \nabla l(\boldsymbol{\eta}^*) \\ &\leq \lambda \|\hat{\Delta}_\mathcal{S}\|_1 - \lambda \|\hat{\Delta}_{\bar{\mathcal{S}}}\|_1 + \|\hat{\Delta}\|_1 \|\nabla l(\boldsymbol{\eta}^*)\|_\infty \end{aligned}$$

where the last inequality is by Hölder's inequality.

From Lemma 2, we have $\|\nabla l(\boldsymbol{\eta}^*)\|_\infty \lesssim s_{\eta^*} n^{-1/2} (\log p)^{1/2}$. Since $\|\hat{\Delta}\|_1 \leq \|\hat{\Delta}_\mathcal{S}\|_1 + \|\hat{\Delta}_{\bar{\mathcal{S}}}\|_1$ and by taking $\lambda = 2cs_{\eta^*} n^{-1/2} (\log p)^{1/2}$ where $c > 0$ is some constant, we further have

$$D(\hat{\boldsymbol{\eta}}, \boldsymbol{\eta}^*) \leq cs_{\eta^*} \left(\frac{\log p}{n} \right)^{1/2} (3\|\hat{\Delta}_\mathcal{S}\|_1 - \|\hat{\Delta}_{\bar{\mathcal{S}}}\|_1) \leq 3c(s_{\eta^*})^{3/2} \left(\frac{\log p}{n} \right)^{1/2} \|\hat{\Delta}\|_2, \quad (10)$$

where the last inequality is because $\|\widehat{\Delta}_S\|_1 \leq s_{\eta^*}^{1/2} \|\widehat{\Delta}_S\|_2 \leq s_{\eta^*}^{1/2} \|\widehat{\Delta}\|_2$.

Lower Bound for $D(\widehat{\boldsymbol{\eta}}, \boldsymbol{\eta}^)$:* after establishing the upper bound for the quadratic difference, we next obtain a lower bound for it. Because $l(\boldsymbol{\eta}^*)$ is convex function, $D(\widehat{\boldsymbol{\eta}}, \boldsymbol{\eta}^*) \geq 0$. We have $\|\widehat{\Delta}_{\bar{S}}\|_1 \leq 3\|\widehat{\Delta}_S\|_1$ from (10), and based on this result and the restricted strong convexity condition for generalized linear model in Proposition 1 of Loh and Wainwright (2015),

$$D(\widehat{\boldsymbol{\eta}}, \boldsymbol{\eta}^*) \geq \kappa_2 \|\widehat{\Delta}\|_2^2, \quad (11)$$

for some constant $\kappa_2 > 0$.

Then combining the upper bound (10) and the lower bound (11) for $D(\widehat{\boldsymbol{\eta}}, \boldsymbol{\eta}^*)$, we have

$$\|\widehat{\Delta}\|_2 \leq \frac{3cs_{\eta^*}^{3/2}}{\kappa_2} \left(\frac{\log p}{n} \right)^{1/2}, \quad (12)$$

and so

$$\begin{aligned} \|\widehat{\Delta}\|_1 &\leq \|\widehat{\Delta}_S\|_1 + \|\widehat{\Delta}_{\bar{S}}\|_1 \leq 4\|\widehat{\Delta}_S\|_1 \leq 4s_{\eta^*}^{1/2} \|\widehat{\Delta}_S\|_2 \leq 4s_{\eta^*}^{1/2} \|\widehat{\Delta}\|_2 \\ &\leq \frac{12cs_{\eta^*}^2}{\kappa_2} \left(\frac{\log p}{n} \right)^{1/2}, \end{aligned}$$

which completes the first part proof.

C.2 Estimation consistency of $\widehat{\boldsymbol{w}}$

Before we present the proof for the estimation consistency of the estimator $\widehat{\boldsymbol{w}}$, we introduce additional results established based on the estimation consistency of $\widehat{\boldsymbol{\eta}}$ and used in proving the estimation consistency of $\widehat{\boldsymbol{w}}$.

Lemma 4. Under Assumptions 1–2, with $\lambda \asymp s_{\eta^*} n^{-1/2} (\log p)^{1/2}$ and $\lambda' \asymp s_{\eta^*} n^{-1/2} (\log p)^{1/2}$, if $n, p \rightarrow \infty$, $p^{1/2}/n \rightarrow 0$ and $s_{\eta^*}^2 n^{-1/2} (\log p)^{1/2} = o_p(1)$, then we have

$$\frac{1}{n} \sum_{i=1}^n (\widehat{\boldsymbol{\eta}} - \boldsymbol{\eta}^*)^\top \dot{\boldsymbol{Z}}_i b'' \{(\boldsymbol{\eta}^*)^\top \dot{\boldsymbol{Z}}_i\} \dot{\boldsymbol{Z}}_i^\top (\widehat{\boldsymbol{\eta}} - \boldsymbol{\eta}^*) = O_p \left(\frac{s_{\eta^*}^3 \log p}{n} \right); \quad (13)$$

$$\frac{1}{n} \sum_{i=1}^n (\widehat{\boldsymbol{w}} - \boldsymbol{w}^*)^\top \dot{\boldsymbol{M}}_i b'' \{(\boldsymbol{\eta}^*)^\top \dot{\boldsymbol{Z}}_i\} \dot{\boldsymbol{M}}_i^\top (\widehat{\boldsymbol{w}} - \boldsymbol{w}^*) = O_p \left\{ \frac{(s_{\eta^*}^3 \vee s_{w^*}^3) \log p}{n} \right\}; \quad (14)$$

$$\frac{1}{n} \sum_{i=1}^n (\widehat{\boldsymbol{w}} - \boldsymbol{w}^*)^\top \dot{\boldsymbol{M}}_i b'' \{\widehat{\boldsymbol{\eta}}^\top \dot{\boldsymbol{Z}}_i\} \dot{\boldsymbol{M}}_i^\top (\widehat{\boldsymbol{w}} - \boldsymbol{w}^*) = O_p \left\{ \frac{(s_{\eta^*}^3 \vee s_{w^*}^3) \log p}{n} \right\}. \quad (15)$$

Remark 3. For Lemma 4, we prove the results (14) and (15) along the way in proving our main result of the estimation consistency of $\hat{\mathbf{w}}$ as the two inequalities are direct consequences of certain intermediate steps. We leave the proof for (13) in Appendix E.4.

To prove the consistency of $\hat{\mathbf{w}}$, we denote $\hat{\boldsymbol{\delta}} = \hat{\mathbf{w}} - \mathbf{w}^*$ and establish the estimation error bound for $\|\hat{\boldsymbol{\delta}}\|_1$. Recall that $\hat{\mathbf{w}}$ is a solution to (9), that is

$$\hat{\mathbf{w}} = \underset{\mathbf{w}}{\operatorname{argmin}} \frac{1}{2n} \sum_{i=1}^n \{ \mathbf{w}^\top b''(\hat{\boldsymbol{\eta}}^\top \dot{\mathbf{Z}}_i) \dot{\mathbf{M}}_i \dot{\mathbf{M}}_i^\top \mathbf{w} - 2 \mathbf{w}^\top b''(\hat{\boldsymbol{\eta}}^\top \dot{\mathbf{Z}}_i) D_i \dot{\mathbf{M}}_i \} + \lambda' \|\mathbf{w}\|_1.$$

By definition, we have

$$\begin{aligned} & \frac{1}{2n} \sum_{i=1}^n \{ \hat{\mathbf{w}}^\top b''(\hat{\boldsymbol{\eta}}^\top \dot{\mathbf{Z}}_i) \dot{\mathbf{M}}_i \dot{\mathbf{M}}_i^\top \hat{\mathbf{w}} - 2 \hat{\mathbf{w}}^\top b''(\hat{\boldsymbol{\eta}}^\top \dot{\mathbf{Z}}_i) D_i \dot{\mathbf{M}}_i \} + \lambda' \|\hat{\mathbf{w}}\|_1 \\ & \leq \frac{1}{2n} \sum_{i=1}^n \{ (\mathbf{w}^*)^\top b''(\hat{\boldsymbol{\eta}}^\top \dot{\mathbf{Z}}_i) \dot{\mathbf{M}}_i \dot{\mathbf{M}}_i^\top \mathbf{w}^* - 2 (\mathbf{w}^*)^\top b''(\hat{\boldsymbol{\eta}}^\top \dot{\mathbf{Z}}_i) D_i \dot{\mathbf{M}}_i \} + \lambda' \|\mathbf{w}^*\|_1. \end{aligned}$$

Write $(\hat{\boldsymbol{\delta}}^\top \dot{\mathbf{M}}_i)^2 = (\hat{\mathbf{w}}^\top \dot{\mathbf{M}}_i)^2 - \{(\mathbf{w}^*)^\top \dot{\mathbf{M}}_i\}^2 - 2 \hat{\mathbf{w}}^\top \dot{\mathbf{M}}_i \dot{\mathbf{M}}_i^\top \mathbf{w}^* + 2 \{(\mathbf{w}^*)^\top \dot{\mathbf{M}}_i\}^2$, then the above inequality can be rearranged as

$$\frac{1}{2n} \sum_{i=1}^n b''(\hat{\boldsymbol{\eta}}^\top \dot{\mathbf{Z}}_i) (\hat{\boldsymbol{\delta}}^\top \dot{\mathbf{M}}_i)^2 \leq \frac{1}{n} \sum_{i=1}^n b''(\hat{\boldsymbol{\eta}}^\top \dot{\mathbf{Z}}_i) \{ D_i - (\mathbf{w}^*)^\top \dot{\mathbf{M}}_i \} \dot{\mathbf{M}}_i^\top \hat{\boldsymbol{\delta}} + \lambda' \|\mathbf{w}^*\|_1 - \lambda' \|\hat{\mathbf{w}}\|_1. \quad (16)$$

To present our proof, we define two quadratic difference terms as $Q(\hat{\mathbf{w}}, \mathbf{w}^*) = (\hat{\mathbf{w}} - \mathbf{w}^*)^\top \nabla^2 l(\hat{\boldsymbol{\eta}}) (\hat{\mathbf{w}} - \mathbf{w}^*) = n^{-1} \sum_{i=1}^n b''(\hat{\boldsymbol{\eta}}^\top \dot{\mathbf{Z}}_i) (\dot{\mathbf{M}}_i^\top \hat{\boldsymbol{\delta}})^2$ and $Q^*(\hat{\mathbf{w}}, \mathbf{w}^*) = (\hat{\mathbf{w}} - \mathbf{w}^*)^\top \nabla^2 l(\boldsymbol{\eta}^*) (\hat{\mathbf{w}} - \mathbf{w}^*) = n^{-1} \sum_{i=1}^n b''\{(\boldsymbol{\eta}^*)^\top \dot{\mathbf{Z}}_i\} (\dot{\mathbf{M}}_i^\top \hat{\boldsymbol{\delta}})^2$. The left hand side of the above inequality is $Q(\hat{\mathbf{w}}, \mathbf{w}^*)$, and next we investigate the upper bound for $Q(\hat{\mathbf{w}}, \mathbf{w}^*)$ in details.

Upper Bound for $Q(\hat{\mathbf{w}}, \mathbf{w}^)$:* for the right hand side of (16), we first consider $\lambda' \|\mathbf{w}^*\|_1 - \lambda' \|\hat{\mathbf{w}}\|_1$. Recall that we denote the support set for \mathbf{w}^* as $\mathcal{S}_w = \{j : \mathbf{w}_j^* \neq 0\}$. We also denote $\mathbf{w}_{\mathcal{S}}^* = (\mathbf{w}_j^* : j \in \mathcal{S}_w)$, $\mathbf{w}_{\bar{\mathcal{S}}}^* = (\mathbf{w}_j^* : j \notin \mathcal{S}_w)$, $\hat{\boldsymbol{\delta}}_{\mathcal{S}} = (\hat{\mathbf{w}}_j - \mathbf{w}_j^* : j \in \mathcal{S}_w)$ and $\hat{\boldsymbol{\delta}}_{\bar{\mathcal{S}}} = (\hat{\mathbf{w}}_j - \mathbf{w}_j^* : j \notin \mathcal{S}_w)$. So $\|\hat{\boldsymbol{\delta}}_{\mathcal{S}}\|_1 = \|\hat{\mathbf{w}}_{\mathcal{S}}\|_1$ and $\|\mathbf{w}_{\bar{\mathcal{S}}}^*\|_1 = 0$. Therefore we have

$$\begin{aligned} \lambda' \|\mathbf{w}^*\|_1 - \lambda' \|\hat{\mathbf{w}}\|_1 &= \lambda' \|\mathbf{w}_{\mathcal{S}}^*\|_1 + \lambda' \|\mathbf{w}_{\bar{\mathcal{S}}}^*\|_1 - \lambda' \|\hat{\mathbf{w}}_{\mathcal{S}}\|_1 - \lambda' \|\hat{\mathbf{w}}_{\bar{\mathcal{S}}}\|_1 \\ &= \lambda' \|\mathbf{w}_{\mathcal{S}}^*\|_1 - \lambda' \|\hat{\mathbf{w}}_{\mathcal{S}}\|_1 - \lambda' \|\hat{\mathbf{w}}_{\bar{\mathcal{S}}}\|_1 \\ &\leq \lambda' \|\hat{\boldsymbol{\delta}}_{\mathcal{S}}\|_1 - \lambda' \|\hat{\boldsymbol{\delta}}_{\bar{\mathcal{S}}}\|_1. \end{aligned} \quad (17)$$

And according to Lagrangian duality theory, an equivalent problem for (9) is

$$\hat{\mathbf{w}} = \underset{\mathbf{w}}{\operatorname{argmin}} \|\mathbf{w}\|_1 \quad \text{s.t.} \quad \frac{1}{2n} \sum_{i=1}^n \{\mathbf{w}^\top \nabla_{\zeta\zeta} \ell_i(\hat{\boldsymbol{\eta}}) \mathbf{w} - 2\mathbf{w}^\top \nabla_{\zeta\theta} \ell_i(\hat{\boldsymbol{\eta}})\} \leq b^2,$$

for $b > 0$. This gives $\|\hat{\mathbf{w}}\|_1 \leq \|\mathbf{w}^*\|_1$, which further results in $\|\hat{\boldsymbol{\delta}}_{\mathcal{S}}\|_1 \leq \|\hat{\boldsymbol{\delta}}_{\mathcal{S}}\|_1$ from (17).

We next consider the first term in (16). Denote $I_1 = n^{-1} \sum_{i=1}^n b''(\hat{\boldsymbol{\eta}}^\top \dot{\mathbf{Z}}_i) \{D_i - (\mathbf{w}^*)^\top \dot{\mathbf{M}}_i\} \dot{\mathbf{M}}_i^\top \hat{\boldsymbol{\delta}}$, which is a summation of two terms I_{11} and I_{12} denoted as

$$\begin{aligned} I_1 &= \frac{1}{n} \sum_{i=1}^n b''\{(\boldsymbol{\eta}^*)^\top \dot{\mathbf{Z}}_i\} \{D_i - (\mathbf{w}^*)^\top \dot{\mathbf{M}}_i\} \dot{\mathbf{M}}_i^\top \hat{\boldsymbol{\delta}} \\ &\quad + \frac{1}{n} \sum_{i=1}^n [b''(\hat{\boldsymbol{\eta}}^\top \dot{\mathbf{Z}}_i) - b''\{(\boldsymbol{\eta}^*)^\top \dot{\mathbf{Z}}_i\}] \{D_i - (\mathbf{w}^*)^\top \dot{\mathbf{M}}_i\} \dot{\mathbf{M}}_i^\top \hat{\boldsymbol{\delta}} \\ &= I_{11} + I_{12}. \end{aligned}$$

For I_{11} , using a similar argument as in the proof of Lemma 2, we have $\|n^{-1} \sum_{i=1}^n b''\{(\boldsymbol{\eta}^*)^\top \dot{\mathbf{Z}}_i\} \{D_i - (\mathbf{w}^*)^\top \dot{\mathbf{M}}_i\} \dot{\mathbf{M}}_i^\top\|_\infty \lesssim s_{\eta^*} n^{-1/2} (\log p)^{1/2}$, hence

$$\begin{aligned} |I_{11}| &\leq \|\hat{\boldsymbol{\delta}}\|_1 \|n^{-1} \sum_{i=1}^n b''\{(\boldsymbol{\eta}^*)^\top \dot{\mathbf{Z}}_i\} \{D_i - (\mathbf{w}^*)^\top \dot{\mathbf{M}}_i\} \dot{\mathbf{M}}_i^\top\|_\infty \\ &\lesssim s_{\eta^*} \left(\frac{\log p}{n} \right)^{1/2} \|\hat{\boldsymbol{\delta}}\|_1. \end{aligned} \tag{18}$$

For I_{12} , by Assumption 2 that $|b''(t_1) - b''(t)| \leq B|t_1 - t|b''(t)$ with $t_1 = \hat{\boldsymbol{\eta}}^\top \dot{\mathbf{Z}}_i$ and $t = (\boldsymbol{\eta}^*)^\top \dot{\mathbf{Z}}_i$ and applying Cauchy-Schwarz inequality, we have

$$\begin{aligned} |I_{12}| &\leq \left| n^{-1} \sum_{i=1}^n b''\{(\boldsymbol{\eta}^*)^\top \dot{\mathbf{Z}}_i\} [\hat{\boldsymbol{\eta}}^\top \dot{\mathbf{Z}}_i - (\boldsymbol{\eta}^*)^\top \dot{\mathbf{Z}}_i] \{D_i - (\mathbf{w}^*)^\top \dot{\mathbf{M}}_i\} \dot{\mathbf{M}}_i^\top \hat{\boldsymbol{\delta}} \right| \\ &\leq \left| n^{-1} \sum_{i=1}^n b''\{(\boldsymbol{\eta}^*)^\top \dot{\mathbf{Z}}_i\} (\dot{\mathbf{M}}_i^\top \hat{\boldsymbol{\delta}})^2 \right|^{1/2} \left| n^{-1} \sum_{i=1}^n b''\{(\boldsymbol{\eta}^*)^\top \dot{\mathbf{Z}}_i\} (\hat{\boldsymbol{\eta}} - \boldsymbol{\eta}^*)^\top \dot{\mathbf{Z}}_i \right|^{1/2} \\ &\lesssim |Q^*(\hat{\mathbf{w}}, \mathbf{w}^*)|^{1/2} s_{\eta^*}^{3/2} \left(\frac{\log p}{n} \right)^{1/2}, \end{aligned} \tag{19}$$

where the last inequality is from (13) in Lemma 4.

Combining the upper bounds in (17), (18) and (19) into (16), we have

$$Q(\hat{\mathbf{w}}, \mathbf{w}^*) \lesssim s_{\eta^*} \left(\frac{\log p}{n} \right)^{1/2} \|\hat{\boldsymbol{\delta}}\|_1 + |Q^*(\hat{\mathbf{w}}, \mathbf{w}^*)|^{1/2} s_{\eta^*}^{3/2} \left(\frac{\log p}{n} \right)^{1/2} + \lambda' \|\hat{\boldsymbol{\delta}}_{\mathcal{S}}\|_1 - \lambda' \|\hat{\boldsymbol{\delta}}_{\bar{\mathcal{S}}}\|_1. \quad (20)$$

The above upper bound of $Q(\hat{\mathbf{w}}, \mathbf{w}^*)$ involves the expression of $Q^*(\hat{\mathbf{w}}, \mathbf{w}^*)$. We next investigate the relation between $Q(\hat{\mathbf{w}}, \mathbf{w}^*)$ and $Q^*(\hat{\mathbf{w}}, \mathbf{w}^*)$. We apply Assumption 2 again on the difference between $Q(\hat{\mathbf{w}}, \mathbf{w}^*)$ and $Q^*(\hat{\mathbf{w}}, \mathbf{w}^*)$ as we do for bounding the term I_{12} , and have

$$\begin{aligned} |Q(\hat{\mathbf{w}}, \mathbf{w}^*) - Q^*(\hat{\mathbf{w}}, \mathbf{w}^*)| &= \left| \frac{1}{n} \sum_{i=1}^n [b''(\hat{\boldsymbol{\eta}}^\top \dot{\mathbf{Z}}_i) - b''\{(\boldsymbol{\eta}^*)^\top \dot{\mathbf{Z}}_i\}] (\dot{\mathbf{M}}_i^\top \hat{\boldsymbol{\delta}})^2 \right| \\ &\leq \left| \frac{1}{n} \sum_{i=1}^n b''\{(\boldsymbol{\eta}^*)^\top \dot{\mathbf{Z}}_i\} (\dot{\mathbf{M}}_i^\top \hat{\boldsymbol{\delta}})^2 (\hat{\boldsymbol{\eta}} - \boldsymbol{\eta}^*)^\top \dot{\mathbf{Z}}_i \right| \\ &\leq Q^*(\hat{\mathbf{w}}, \mathbf{w}^*) \|\hat{\boldsymbol{\eta}} - \boldsymbol{\eta}^*\|_1 \max_{i=1, \dots, n} \|\dot{\mathbf{Z}}_i\|_\infty \\ &\lesssim Q^*(\hat{\mathbf{w}}, \mathbf{w}^*) s_{\eta^*}^2 \left(\frac{\log p}{n} \right)^{1/2}, \end{aligned}$$

where the last inequality is by the estimation consistency results of $\hat{\boldsymbol{\eta}}$ in Appendix C.1 and by Lemma 1 that $\|\dot{\mathbf{Z}}_i\|_\infty = \max\{\|\hat{\mathbf{U}}_i\|_\infty, \|\mathbf{X}_i\|_\infty\} \leq MK^{3/2} + o_p(1)$ and $s_{\eta^*}^2 n^{-1/2} (\log p)^{1/2} = o_p(1)$. From the above result, we further apply triangular inequality and have

$$Q^*(\hat{\mathbf{w}}, \mathbf{w}^*) \{1 - s_{\eta^*}^2 n^{-1/2} (\log p)^{1/2}\} \lesssim Q(\hat{\mathbf{w}}, \mathbf{w}^*). \quad (21)$$

Combining the above result on $Q^*(\hat{\mathbf{w}}, \mathbf{w}^*)$ with (20) and taking $\lambda' = c' s_{\eta^*} n^{-1/2} (\log p)^{1/2}$ where $c' > 0$ is some constant, we get

$$Q(\hat{\mathbf{w}}, \mathbf{w}^*) \lesssim |Q^*(\hat{\mathbf{w}}, \mathbf{w}^*)|^{1/2} c' s_{\eta^*}^{3/2} \left(\frac{\log p}{n} \right)^{1/2} + c' s_{\eta^*} \left(\frac{\log p}{n} \right)^{1/2} (3\|\hat{\boldsymbol{\delta}}_{\mathcal{S}}\|_1 - \|\hat{\boldsymbol{\delta}}_{\bar{\mathcal{S}}}\|_1). \quad (22)$$

We will pause the derivation for the upper bounds of $Q(\hat{\mathbf{w}}, \mathbf{w}^*)$ for a while and continue it when we obtain the lower bound for it.

Lower Bound for $Q(\hat{\mathbf{w}}, \mathbf{w}^)$.* Denote $\tilde{\mathbf{U}}_i^\top = (\mathbf{0}_{p-1}, \hat{\mathbf{U}}_i^\top - \mathbf{U}_i^\top)_{p+K-1}$ as a vector including a vector of zeros and the differences between estimated unmeasured confounders and the true confounders. Hence we have $\dot{\mathbf{M}}_i = \dot{\mathbf{M}}_i + \tilde{\mathbf{U}}_i$. We establish the lower bounds for

$Q(\hat{\mathbf{w}}, \mathbf{w}^*)/\|\hat{\boldsymbol{\delta}}\|_2^2$ first.

$$\begin{aligned}
\frac{Q(\hat{\mathbf{w}}, \mathbf{w}^*)}{\|\hat{\boldsymbol{\delta}}\|_2^2} &= \frac{\hat{\boldsymbol{\delta}}^\top \{n^{-1} \sum_{i=1}^n b''(\hat{\boldsymbol{\eta}}^\top \dot{\mathbf{Z}}_i) \mathbf{M}_i \dot{\mathbf{M}}_i^\top\} \hat{\boldsymbol{\delta}}}{\|\hat{\boldsymbol{\delta}}\|_2^2} \\
&= \frac{\hat{\boldsymbol{\delta}}^\top \{n^{-1} \sum_{i=1}^n b''(\hat{\boldsymbol{\eta}}^\top \dot{\mathbf{Z}}_i) \mathbf{M}_i \mathbf{M}_i^\top\} \hat{\boldsymbol{\delta}}}{\|\hat{\boldsymbol{\delta}}\|_2^2} + \frac{2\hat{\boldsymbol{\delta}}^\top \{n^{-1} \sum_{i=1}^n b''(\hat{\boldsymbol{\eta}}^\top \dot{\mathbf{Z}}_i) \mathbf{M}_i \tilde{\mathbf{U}}_i^\top\} \hat{\boldsymbol{\delta}}}{\|\hat{\boldsymbol{\delta}}\|_2^2} \\
&\quad + \frac{\hat{\boldsymbol{\delta}}^\top \{n^{-1} \sum_{i=1}^n b''(\hat{\boldsymbol{\eta}}^\top \dot{\mathbf{Z}}_i) \tilde{\mathbf{U}}_i \tilde{\mathbf{U}}_i^\top\} \hat{\boldsymbol{\delta}}}{\|\hat{\boldsymbol{\delta}}\|_2^2} \\
&= Q_1 + Q_2 + Q_3.
\end{aligned} \tag{23}$$

We next derive the bounds for the three terms in (23) separately. For Q_1 , we have

$$Q_1 = \frac{\hat{\boldsymbol{\delta}}^\top [n^{-1} \sum_{i=1}^n b''\{(\boldsymbol{\eta}^*)^\top \mathbf{Z}_i\} \mathbf{M}_i \mathbf{M}_i^\top] \hat{\boldsymbol{\delta}}}{\|\hat{\boldsymbol{\delta}}\|_2^2} + \frac{1}{n} \sum_{i=1}^n \frac{(\mathbf{M}_i^\top \hat{\boldsymbol{\delta}})^2}{\|\hat{\boldsymbol{\delta}}\|_2^2} [b''(\hat{\boldsymbol{\eta}}^\top \dot{\mathbf{Z}}_i) - b''\{(\boldsymbol{\eta}^*)^\top \mathbf{Z}_i\}]. \tag{24}$$

For the second term in (24), consider Assumption 2 that $|b''(t_1) - b''(t)| \leq B|t_1 - t|b''(t)$ by letting $t_1 = \hat{\boldsymbol{\eta}}^\top \dot{\mathbf{Z}}_i$ and $t = (\boldsymbol{\eta}^*)^\top \mathbf{Z}_i$ and applying Cauchy-Schwarz inequality, we have

$$\begin{aligned}
\max_{i=1, \dots, n} |b''(\hat{\boldsymbol{\eta}}^\top \dot{\mathbf{Z}}_i) - b''\{(\boldsymbol{\eta}^*)^\top \mathbf{Z}_i\}| &\lesssim Bb''\{(\boldsymbol{\eta}^*)^\top \mathbf{Z}_i\} |\hat{\boldsymbol{\eta}}^\top \dot{\mathbf{Z}}_i - (\boldsymbol{\eta}^*)^\top \mathbf{Z}_i| \\
&\lesssim Bb''\{(\boldsymbol{\eta}^*)^\top \mathbf{Z}_i\} |\hat{\boldsymbol{\eta}}^\top \dot{\mathbf{Z}}_i - (\boldsymbol{\eta}^*)^\top \dot{\mathbf{Z}}_i + (\boldsymbol{\eta}^*)^\top \dot{\mathbf{Z}}_i - (\boldsymbol{\eta}^*)^\top \mathbf{Z}_i| \\
&\lesssim Bb''\{(\boldsymbol{\eta}^*)^\top \mathbf{Z}_i\} |(\hat{\boldsymbol{\eta}} - \boldsymbol{\eta}^*)^\top \dot{\mathbf{Z}}_i + (\boldsymbol{\eta}^*)^\top (\dot{\mathbf{Z}}_i - \mathbf{Z}_i)| \\
&\lesssim Bb''\{(\boldsymbol{\eta}^*)^\top \mathbf{Z}_i\} (\|\hat{\boldsymbol{\eta}} - \boldsymbol{\eta}^*\|_1 \|\dot{\mathbf{Z}}_i\|_\infty + \|\boldsymbol{\eta}^*\|_1 \|\dot{\mathbf{Z}}_i - \mathbf{Z}_i\|_\infty).
\end{aligned} \tag{25}$$

From Assumption 2, $b''(t) \in [0, B]$. From the result for estimation consistency of $\hat{\boldsymbol{\eta}}$ in Appendix C.1, we have $\|\hat{\boldsymbol{\eta}} - \boldsymbol{\eta}^*\|_1 \lesssim s_{\boldsymbol{\eta}^*}^2 n^{-1/2} (\log p)^{1/2}$. In addition, we have $\|\dot{\mathbf{Z}}_i\|_\infty = \max\{\|\hat{\mathbf{U}}_i\|_\infty, \|\mathbf{X}_i\|_\infty\} \leq MK^{3/2} + o_p(1)$. Based on these results and by the scaling condition $n, p \rightarrow \infty$, $p^{1/2}/n \rightarrow 0$ and $s_{\boldsymbol{\eta}^*}^2 n^{-1/2} (\log p)^{1/2} = o_p(1)$, we have

$$\max_{i=1, \dots, n} |b''(\hat{\boldsymbol{\eta}}^\top \dot{\mathbf{Z}}_i) - b''\{(\boldsymbol{\eta}^*)^\top \mathbf{Z}_i\}| \lesssim o_p(1). \tag{26}$$

Hence we have

$$Q_1 \geq \frac{\hat{\boldsymbol{\delta}}^\top [n^{-1} \sum_{i=1}^n b''\{(\boldsymbol{\eta}^*)^\top \mathbf{Z}_i\} \mathbf{M}_i \mathbf{M}_i^\top] \hat{\boldsymbol{\delta}}}{\|\hat{\boldsymbol{\delta}}\|_2^2}$$

with probability tending to 1 as the second term in (24) goes to 0. Recall that we denote

$\mathbf{I}_{\zeta\zeta}^* = E[b''\{(\boldsymbol{\eta}^*)^\top \mathbf{Z}_i\} \mathbf{M}_i \mathbf{M}_i^\top]$. Because

$$\begin{aligned}
& \frac{\widehat{\boldsymbol{\delta}}^\top [n^{-1} \sum_{i=1}^n b''\{(\boldsymbol{\eta}^*)^\top \mathbf{Z}_i\} \mathbf{M}_i \mathbf{M}_i^\top] \widehat{\boldsymbol{\delta}}}{\|\widehat{\boldsymbol{\delta}}\|_2^2} \\
&= \frac{\widehat{\boldsymbol{\delta}}^\top \mathbf{I}_{\zeta\zeta}^* \widehat{\boldsymbol{\delta}}}{\|\widehat{\boldsymbol{\delta}}\|_2^2} + \frac{\widehat{\boldsymbol{\delta}}^\top [n^{-1} \sum_{i=1}^n b''\{(\boldsymbol{\eta}^*)^\top \mathbf{Z}_i\} \mathbf{M}_i \mathbf{M}_i^\top - \mathbf{I}_{\zeta\zeta}^*] \widehat{\boldsymbol{\delta}}}{\|\widehat{\boldsymbol{\delta}}\|_2^2} \\
&\geq \lambda_{\min}(\mathbf{I}_{\zeta\zeta}^*) + \frac{\|\widehat{\boldsymbol{\delta}}\|_1^2 \|n^{-1} \sum_{i=1}^n b''\{(\boldsymbol{\eta}^*)^\top \mathbf{Z}_i\} \mathbf{M}_i \mathbf{M}_i^\top - \mathbf{I}_{\zeta\zeta}^*\|_{\max}}{\|\widehat{\boldsymbol{\delta}}\|_2^2} \\
&\geq \kappa + \|n^{-1} \sum_{i=1}^n b''\{(\boldsymbol{\eta}^*)^\top \mathbf{Z}_i\} \mathbf{M}_i \mathbf{M}_i^\top - \mathbf{I}_{\zeta\zeta}^*\|_{\max},
\end{aligned}$$

where the second last inequality is by the definition and properties of eigenvalue as well as matrix operations. The last inequality is from Assumption 2 and the fact that $\|\widehat{\boldsymbol{\delta}}\|_1 \geq \|\widehat{\boldsymbol{\delta}}\|_2$. We will next show $\|n^{-1} \sum_{i=1}^n b''\{(\boldsymbol{\eta}^*)^\top \mathbf{Z}_i\} \mathbf{M}_i \mathbf{M}_i^\top - \mathbf{I}_{\zeta\zeta}^*\|_{\max} = O_p\{s_{\eta^*} n^{-1/2} (\log p)^{1/2}\}$ using techniques similar as in proving Lemma 2 Condition (ii). As $n, p \rightarrow \infty$, $p^{1/2}/n \rightarrow 0$ and $s_{\eta^*}^2 n^{-1/2} (\log p)^{1/2} = o_p(1)$, the term $\|n^{-1} \sum_{i=1}^n b''\{(\boldsymbol{\eta}^*)^\top \mathbf{Z}_i\} \mathbf{M}_i \mathbf{M}_i^\top - \mathbf{I}_{\zeta\zeta}^*\|_{\max} = o_p(1)$, based on which we shown $Q_1 \geq \kappa$ with probability tending to 1.

From Assumption 2, we have $\|\mathbf{M}_i\|_\infty \leq M$ and $0 \leq b''\{(\boldsymbol{\eta}^*)^\top \mathbf{Z}_i\} \leq B$. So $|M_{ij}| \leq M$ and by Lemma 3, we have $M_{iq} M_{ij}$ and $b''\{(\boldsymbol{\eta}^*)^\top \mathbf{Z}_i\}$ to be sub-Gaussian random variables. Therefore we have $\|M_{iq} M_{ij}\|_{\varphi_2} \leq M^2$ and $\|b''\{(\boldsymbol{\eta}^*)^\top \mathbf{Z}_i\}\|_{\varphi_2} \leq B$. So $\|b''\{(\boldsymbol{\eta}^*)^\top \mathbf{Z}_i\} M_{iq} M_{ij} - E[b''\{(\boldsymbol{\eta}^*)^\top \mathbf{Z}_i\} M_{iq} M_{ij}]\|_{\varphi_1} \leq 2M^2 B$. By Bernstein Inequality,

$$\begin{aligned}
& \text{pr} \left(\frac{1}{n} \sum_{i=1}^n |b''\{(\boldsymbol{\eta}^*)^\top \mathbf{Z}_i\} M_{iq} M_{ij} - E[b''\{(\boldsymbol{\eta}^*)^\top \mathbf{Z}_i\} M_{iq} M_{ij}]| \geq t \right) \\
& \leq 2 \exp \left\{ -M'' \min \left(\frac{t^2}{4M^4 B^2}, \frac{t}{2M^2 B} \right) n \right\},
\end{aligned}$$

and by union bound inequality,

$$\begin{aligned}
& \text{pr} \left(\left\| \frac{1}{n} \sum_{i=1}^n b''\{(\boldsymbol{\eta}^*)^\top \mathbf{Z}_i\} \mathbf{M}_i \mathbf{M}_i^\top - E[b''\{(\boldsymbol{\eta}^*)^\top \mathbf{Z}_i\} \mathbf{M}_i \mathbf{M}_i^\top] \right\|_{\max} \geq t \right) \\
& \leq 2(p + K - 1)^2 \exp \left\{ -M'' \min \left(\frac{t^2}{4M^4 B^2}, \frac{t}{2M^2 B} \right) n \right\},
\end{aligned}$$

and at $t = M^2 B n^{-1/2} (2 \log p)^{1/2}$, we have $\|n^{-1} \sum_{i=1}^n b''\{(\boldsymbol{\eta}^*)^\top \mathbf{Z}_i\} \mathbf{M}_i \mathbf{M}_i^\top - E[b''\{(\boldsymbol{\eta}^*)^\top \mathbf{Z}_i\} \mathbf{M}_i \mathbf{M}_i^\top]\|_{\max} = O_p\{n^{-1/2} (\log p)^{1/2}\}$. Hence we complete the arguments for $Q_1 \geq \kappa$ with high

probability tending to 1.

For Q_2 , with a high probability, we apply the similar techniques as in bounding Q_1 and have

$$\begin{aligned}
Q_2 &= \frac{2\widehat{\boldsymbol{\delta}}^\top [n^{-1} \sum_{i=1}^n b''\{(\boldsymbol{\eta}^*)^\top \mathbf{Z}_i\} \mathbf{M}_i \widetilde{\mathbf{U}}_i^\top] \widehat{\boldsymbol{\delta}}}{\|\widehat{\boldsymbol{\delta}}\|_2^2} \\
&\geq \frac{2\|\widehat{\boldsymbol{\delta}}\|_1^2 \|n^{-1} \sum_{i=1}^n b''\{(\boldsymbol{\eta}^*)^\top \mathbf{Z}_i\} \mathbf{M}_i \widetilde{\mathbf{U}}_i^\top\|_{\max}}{\|\widehat{\boldsymbol{\delta}}\|_2^2} \\
&\geq 2 \left\| \frac{1}{n} \sum_{i=1}^n b''\{(\boldsymbol{\eta}^*)^\top \mathbf{Z}_i\} \mathbf{M}_i \widetilde{\mathbf{U}}_i^\top \right\|_{\max}
\end{aligned}$$

From Lemma 1, for any $\epsilon, L > 0$, there exist $N_{\epsilon, L} > 0$ such that $\text{pr}(\max_{i=1, \dots, n} \|\widehat{\mathbf{U}}_i\|_\infty \leq MK^{3/2} + L) > 1 - \epsilon$ for $n > N_{\epsilon, L}$. Conditioned on the event $\mathcal{E} = \{\max_{i=1, \dots, n} \|\widehat{\mathbf{U}}_i\|_\infty \leq \widetilde{M}\}$ at $\widetilde{M} = MK^{3/2} + L$, we have $\|\widehat{\mathbf{U}}_i\|_\infty \leq \widetilde{M}$, so $\|\widetilde{\mathbf{U}}_i\|_\infty \leq \widetilde{M} + M$. Applying Lemma 3, we have $M_{ij}\widetilde{U}_{ik}$ to be sub-Gaussian random variables. Therefore we have $\|M_{ij}\widetilde{U}_{ik}\|_{\varphi_2} \leq M(\widetilde{M} + M)$. As $\|b''\{(\boldsymbol{\eta}^*)^\top \mathbf{Z}_i\}\|_{\varphi_2} \leq B$ from earlier discussion, $\|b''\{(\boldsymbol{\eta}^*)^\top \mathbf{Z}_i\} M_{ij}\widetilde{U}_{ik}\|_{\varphi_1} \leq BM(\widetilde{M} + M)$. By Bernstein Inequality,

$$\begin{aligned}
&\text{pr} \left[\frac{1}{n} \sum_{i=1}^n |b''\{(\boldsymbol{\eta}^*)^\top \mathbf{Z}_i\} M_{ij}\widetilde{U}_{ik}| \geq t \right] \\
&\leq 2 \exp \left\{ -M'' \min \left(\frac{t^2}{B^2 M^2 (\widetilde{M} + M)^2}, \frac{t}{BM(\widetilde{M} + M)} \right) n \right\},
\end{aligned}$$

and by union bound inequality,

$$\begin{aligned}
&\text{pr} \left[\left\| \frac{1}{n} \sum_{i=1}^n b''\{(\boldsymbol{\eta}^*)^\top \mathbf{Z}_i\} \mathbf{M}_i \widetilde{\mathbf{U}}_i^\top \right\|_{\max} \geq t \right] \\
&\leq 2(p + K - 1)^2 \exp \left\{ -M'' \min \left(\frac{t^2}{B^2 M^2 (\widetilde{M} + M)^2}, \frac{t}{BM(\widetilde{M} + M)} \right) n \right\}.
\end{aligned}$$

At $t = BM(\widetilde{M} + M)n^{-1/2}\{2\log(p + K - 1)\}^{1/2}$ and because $\text{pr}(\mathcal{E}) > 1 - \epsilon$, we have

$$\left\| \frac{1}{n} \sum_{i=1}^n b''\{(\boldsymbol{\eta}^*)^\top \mathbf{Z}_i\} \mathbf{M}_i \widetilde{\mathbf{U}}_i^\top \right\|_{\max} \lesssim \left(\frac{\log p}{n} \right)^{1/2}$$

holds with probability at least $\{1 - (p + K - 1)^{-1}\}(1 - \epsilon)$, which tends to 1. Hence we

have $\|n^{-1} \sum_{i=1}^n b''\{(\boldsymbol{\eta}^*)^\top \mathbf{Z}_i\} \mathbf{M}_i \tilde{\mathbf{U}}_i^\top\|_{\max} = O_p\{n^{-1/2}(\log p)^{1/2}\}$. Using similar approach as in deriving the lower bound for Q_2 , we the lower bound for Q_3 is also $O_p\{n^{-1/2}(\log p)^{1/2}\}$.

Summarizing the above results, we have that with a high probability $Q_1 \geq \kappa$, $Q_2 \geq 0$ and $Q_3 \geq 0$ as $n, p \rightarrow \infty$ and $p^{1/2}/n \rightarrow 0$. Combining the results for the term Q_1 , Q_2 and Q_3 with (23), and because $\|\hat{\boldsymbol{\delta}}_S\|_1^2 \leq s_{w^*} \|\hat{\boldsymbol{\delta}}_S\|_2^2 \leq s_{w^*} \|\hat{\boldsymbol{\delta}}\|_2^2$, we have

$$Q(\hat{\mathbf{w}}, \mathbf{w}^*) \geq \kappa s_{w^*}^{-1} \|\hat{\boldsymbol{\delta}}_S\|_1^2. \quad (27)$$

Combining the bounds for $Q(\hat{\mathbf{w}}, \mathbf{w}^*)$. Recall that we obtain an upper bound of $Q(\hat{\mathbf{w}}, \mathbf{w}^*)$ in (22). Based on the lower bound we just established, we next return to the equation (22) and discuss two cases for $Q(\hat{\mathbf{w}}, \mathbf{w}^*)$.

Case 1: $|Q(\hat{\mathbf{w}}, \mathbf{w}^*)|^{1/2} \leq c' s_{\eta^*}^{3/2} n^{-1/2} (\log p)^{1/2}$. So the upper bound and lower bound of $Q(\hat{\mathbf{w}}, \mathbf{w}^*)^{1/2}$ are both established and we have

$$\kappa^{1/2} s_{w^*}^{-1/2} \|\hat{\boldsymbol{\delta}}_S\|_1 \leq Q(\hat{\mathbf{w}}, \mathbf{w}^*)^{1/2} \leq c' \left(\frac{s_{\eta^*}^3 \log p}{n} \right)^{1/2},$$

which implies that

$$\|\hat{\boldsymbol{\delta}}\|_1 \leq \|\hat{\boldsymbol{\delta}}_S\|_1 + \|\hat{\boldsymbol{\delta}}_{\bar{S}}\|_1 \leq 2\|\hat{\boldsymbol{\delta}}_S\|_1 \lesssim \left(\frac{s_{w^*} s_{\eta^*}^3 \log p}{n} \right)^{1/2} \lesssim (s_{\eta^*}^2 \vee s_{w^*}^2) \left(\frac{\log p}{n} \right)^{1/2}.$$

Case 2: $|Q(\hat{\mathbf{w}}, \mathbf{w}^*)|^{1/2} > c' s_{\eta^*}^{3/2} n^{-1/2} (\log p)^{1/2}$. We then rewrite (22) into

$$\begin{aligned} Q(\hat{\mathbf{w}}, \mathbf{w}^*)^{1/2} \left\{ Q(\hat{\mathbf{w}}, \mathbf{w}^*)^{1/2} - c' \left(\frac{s_{\eta^*}^3 \log p}{n} \right)^{1/2} \right\} &\lesssim c' \left(\frac{\log p}{n} \right)^{1/2} (3\|\hat{\boldsymbol{\delta}}_S\|_1 - \|\hat{\boldsymbol{\delta}}_{\bar{S}}\|_1) \\ &\lesssim 3c' \left(\frac{\log p}{n} \right)^{1/2} \|\hat{\boldsymbol{\delta}}_S\|_1. \end{aligned}$$

From (27), we have $\|\hat{\boldsymbol{\delta}}_S\|_1^2 \leq s_{w^*} \kappa^{-1} Q(\hat{\mathbf{w}}, \mathbf{w}^*)$ with high probability tending to 1. Substitute this result into the above inequality, we have

$$Q(\hat{\mathbf{w}}, \mathbf{w}^*)^{1/2} \left\{ Q(\hat{\mathbf{w}}, \mathbf{w}^*)^{1/2} - c' \left(\frac{s_{\eta^*}^3 \log p}{n} \right)^{1/2} \right\} \lesssim \frac{3c'}{\kappa^{1/2}} \left(\frac{s_{w^*} s_{\eta^*}^2 \log p}{n} \right)^{1/2} Q(\hat{\mathbf{w}}, \mathbf{w}^*)^{1/2}.$$

Cancelling the term $Q(\widehat{\mathbf{w}}, \mathbf{w}^*)^{1/2}$ and removing constants c' and κ , we have

$$Q(\widehat{\mathbf{w}}, \mathbf{w}^*)^{1/2} - \left(\frac{s_{\eta^*}^3 \log p}{n} \right)^{1/2} \lesssim \left(\frac{s_{w^*} s_{\eta^*}^2 \log p}{n} \right)^{1/2},$$

which gives an upper bound for $Q(\widehat{\mathbf{w}}, \mathbf{w}^*)^{1/2}$ that

$$Q(\widehat{\mathbf{w}}, \mathbf{w}^*)^{1/2} \lesssim \left\{ \frac{(s_{w^*}^3 \vee s_{\eta^*}^3) \log p}{n} \right\}^{1/2}. \quad (28)$$

So under case 2, combining this upper bound (28) together with the lower bound (27), we have

$$\|\widehat{\boldsymbol{\delta}}\|_1 \leq 2\|\widehat{\boldsymbol{\delta}}_S\|_1 \lesssim s_{w^*}^{1/2} \left\{ \frac{(s_{w^*}^3 \vee s_{\eta^*}^3) \log p}{n} \right\}^{1/2} \lesssim (s_{\eta^*}^2 \vee s_{w^*}^2) \left(\frac{\log p}{n} \right)^{1/2}.$$

In conclusion, under either case 1 or case 2, we prove

$$\|\widehat{\boldsymbol{\delta}}\|_1 = O_p \left\{ (s_{w^*}^2 \vee s_{\eta^*}^2) \left(\frac{\log p}{n} \right)^{1/2} \right\}.$$

In addition, we show that

$$Q(\widehat{\mathbf{w}}, \mathbf{w}^*) = O_p \left\{ \frac{(s_{w^*}^3 \vee s_{\eta^*}^3) \log p}{n} \right\},$$

which completes the proof for (15) as well. By substituting the above result of $Q(\widehat{\mathbf{w}}, \mathbf{w}^*)$ into (21), we get (14) as

$$Q(\widehat{\mathbf{w}}, \mathbf{w}^*) = O_p \left\{ \frac{(s_{w^*}^3 \vee s_{\eta^*}^3) \log p}{n} \right\}.$$

Appendix D. Proof of Theorem 2

Throughout the rest of appendix, we denote

$$\widehat{\mathbf{H}} = (\widehat{\mathbf{W}} \widehat{\boldsymbol{\Sigma}}_e^{-1} \widehat{\mathbf{W}}^\top)^{-1}, \quad \widehat{\mathbf{H}}_p = p \times \widehat{\mathbf{H}} = (p^{-1} \widehat{\mathbf{W}} \widehat{\boldsymbol{\Sigma}}_e^{-1} \widehat{\mathbf{W}}^\top)^{-1}.$$

From the Corollary A.1 in Bai and Li (2012), we have $\widehat{\mathbf{H}}_p = O_p(1)$ and $\widehat{\mathbf{H}} = O_p(p^{-1})$. These results will play an important role in the following proofs. We next introduce a few technical lemmas as tools in the proof of Theorem 2.

Lemma 5 (Smoothness of loss function). Suppose that Assumptions 1–2 hold. With $\lambda \asymp s_{\eta^*} n^{-1/2} (\log p)^{1/2}$ and $\lambda' \asymp s_{\eta^*} n^{-1/2} (\log p)^{1/2}$, if $n, p \rightarrow \infty$, $p^{1/2}/n \rightarrow 0$ and $n^{-1/2}(s_{\mathbf{w}^*}^3 \vee s_{\eta^*}^3) \log p = o_p(1)$, then the following conditions hold.

- (iii) $(\boldsymbol{\tau}^*)^\top \{\nabla l(\hat{\boldsymbol{\eta}}) - \nabla l(\boldsymbol{\eta}^*) - \nabla^2 l(\boldsymbol{\eta}^*)(\hat{\boldsymbol{\eta}} - \boldsymbol{\eta}^*)\} = o_p(n^{-1/2});$
- (iv) $(\hat{\boldsymbol{\tau}} - \boldsymbol{\tau}^*)^\top \{\nabla l(\hat{\boldsymbol{\eta}}) - \nabla l(\boldsymbol{\eta}^*)\} = o_p(n^{-1/2}).$

Lemma 5 shows the loss functions are smooth in a sense that they are second-order differentiable around the true parameter value. The conditions hold for quadratic loss functions as well as non-quadratic functions given the function $b(\cdot)$ is properly constrained.

Lemma 6 (Central limit theorem of score function). Under Assumptions 1–2, with $\lambda \asymp s_{\eta^*} n^{-1/2} (\log p)^{1/2}$ and $\lambda' \asymp s_{\eta^*} n^{-1/2} (\log p)^{1/2}$, if $n, p \rightarrow \infty$, $p^{1/2}/n \rightarrow 0$ and $n^{-1/2}(s_{\mathbf{w}^*}^3 \vee s_{\eta^*}^3) \log p = o_p(1)$, it holds that

$$n^{1/2}(\boldsymbol{\tau}^*)^\top \nabla l(\boldsymbol{\eta}^*)(I_{\theta|\zeta}^*)^{-1/2} \rightarrow_d N(0, 1). \quad (29)$$

Lemma 6 implies that a linear combination of the gradient of loss function, in other words, the score function is asymptotically normal.

Lemma 7 (Partial information estimator consistency). Suppose that Assumptions 1–2 hold. With $\lambda \asymp s_{\eta^*} n^{-1/2} (\log p)^{1/2}$ and $\lambda' \asymp s_{\eta^*} n^{-1/2} (\log p)^{1/2}$, if $n, p \rightarrow \infty$, $p^{1/2}/n \rightarrow 0$, then the estimator for the partial information $\hat{I}_{\theta|\zeta} = \nabla_{\theta\theta}^2 l(\hat{\boldsymbol{\eta}}) - \hat{\mathbf{w}} \nabla_{\zeta\theta}^2 l(\hat{\boldsymbol{\eta}})$ is consistent,

$$\hat{I}_{\theta|\zeta} - I_{\theta|\zeta}^* = o_p(1).$$

With these result, we now prove the asymptotic normality of the debiased estimator, which generalizes the proof of Theorem 3.2 in Ning and Liu (2017) to the setting with unmeasured confounders.

The goal is to show the debiased estimator $\tilde{\theta} = \hat{\theta} - \hat{I}_{\theta|\zeta}^{-1} \hat{S}(\hat{\boldsymbol{\eta}})$ is asymptotically normal. First, by Lemma 6, we have (29) hold. Therefore, it suffices to show that

$$n^{1/2}|(\tilde{\theta} - \theta^*)(I_{\theta|\zeta}^*)^{1/2} + (\boldsymbol{\tau}^*)^\top \nabla l(\boldsymbol{\eta}^*)(I_{\theta|\zeta}^*)^{-1/2}| = o_p(1).$$

which is equivalent to show

$$n^{1/2}|(\tilde{\theta} - \theta^*)I_{\theta|\zeta}^* + (\boldsymbol{\tau}^*)^\top \nabla l(\boldsymbol{\eta}^*)| = o_p(1).$$

since $I_{\theta|\zeta}^*$ is constant. Note that we have $\hat{S}(\hat{\boldsymbol{\eta}}) = \hat{\boldsymbol{\tau}}^\top \nabla l(\hat{\boldsymbol{\eta}})$ by the definition of estimated decorrelated score function, we next decompose the left hand side of the above expression

and apply triangular inequality as

$$\begin{aligned}
& n^{1/2} |\{\widehat{\theta} - \widehat{I}_{\theta|\zeta}^{-1} \widehat{S}(\widehat{\eta}) - \theta^*\} I_{\theta|\zeta}^* + (\boldsymbol{\tau}^*)^T \nabla l(\boldsymbol{\eta}^*)| \\
= & n^{1/2} |(\widehat{\theta} - \theta^*) I_{\theta|\zeta}^* - (\boldsymbol{\tau}^*)^T \nabla l(\widehat{\eta}) + (\boldsymbol{\tau}^*)^T \nabla l(\widehat{\eta}) - \widehat{\boldsymbol{\tau}}^T \nabla l(\widehat{\eta}) + \widehat{\boldsymbol{\tau}}^T \nabla l(\widehat{\eta}) \\
& - I_{\theta|\zeta}^* \widehat{I}_{\theta|\zeta}^{-1} \widehat{\boldsymbol{\tau}}^T \nabla l(\widehat{\eta}) + (\boldsymbol{\tau}^*)^T \nabla l(\boldsymbol{\eta}^*)| \\
\leq & n^{1/2} |(\widehat{\theta} - \theta^*) I_{\theta|\zeta}^* - (\boldsymbol{\tau}^*)^T \{\nabla l(\widehat{\eta}) - \nabla l(\boldsymbol{\eta}^*)\}| \\
& + n^{1/2} |(\widehat{\boldsymbol{\tau}} - \boldsymbol{\tau}^*)^T \nabla l(\widehat{\eta})| + n^{1/2} |(I_{\theta|\zeta}^* \widehat{I}_{\theta|\zeta}^{-1} - 1) \widehat{\boldsymbol{\tau}}^T \nabla l(\widehat{\eta})| \\
= & I_1 + I_2 + I_3.
\end{aligned}$$

By an application of Lemma 5 condition (iii), we write I_1 as

$$\begin{aligned}
I_1 &= n^{1/2} |(\widehat{\theta} - \theta^*) I_{\theta|\zeta}^* - (\boldsymbol{\tau}^*)^T \{\nabla l(\widehat{\eta}) - \nabla l(\boldsymbol{\eta}^*)\}| \\
&\leq n^{1/2} |(\widehat{\theta} - \theta^*) I_{\theta|\zeta}^* - (\boldsymbol{\tau}^*)^T \nabla^2 l(\boldsymbol{\eta}^*)(\widehat{\eta} - \boldsymbol{\eta}^*)| + o_p(1) \\
&\leq n^{1/2} |(\widehat{\theta} - \theta^*) I_{\theta|\zeta}^* - \{\nabla_{\theta\theta}^2 l(\boldsymbol{\eta}^*) - (\boldsymbol{w}^*)^T \nabla_{\zeta\theta}^2 l(\boldsymbol{\eta}^*)\}(\widehat{\theta} - \theta^*) \\
&\quad - \{\nabla_{\theta\zeta}^2 l(\boldsymbol{\eta}^*) - \boldsymbol{w}^T \nabla_{\zeta\zeta}^2 l(\boldsymbol{\eta}^*)\}(\widehat{\zeta} - \boldsymbol{\zeta}^*)| + o_p(1) \\
&\leq n^{1/2} \|\widehat{\eta} - \boldsymbol{\eta}^*\|_1 \|T\|_\infty + o_p(1)
\end{aligned}$$

where the last inequality is by Hölder inequality with $T = \{I_{\theta|\zeta}^* - \nabla_{\theta\theta}^2 l(\boldsymbol{\eta}^*) + (\boldsymbol{w}^*)^T \nabla_{\zeta\theta}^2 l(\boldsymbol{\eta}^*), \nabla_{\theta\zeta}^2 l(\boldsymbol{\eta}^*) - (\boldsymbol{w}^*)^T \nabla_{\zeta\zeta}^2 l(\boldsymbol{\eta}^*)\}^T$. As a consequence of Lemma 2 condition (ii), we have $\|T\|_\infty = O_p\{s_{\eta^*} n^{-1/2} (\log p)^{1/2}\}$. In addition, Theorem 1 gives $\|\widehat{\eta} - \boldsymbol{\eta}^*\|_1 = O_p\{s_{\eta^*}^2 n^{-1/2} (\log p)^{1/2}\}$. Hence under the condition of $n^{-1/2}(s_{w^*}^3 \vee s_{\eta^*}^3) \log p = o_p(1)$, we have

$$I_1 \lesssim \frac{s_{\eta^*}^3 \log p}{n^{1/2}} + o_p(1) = o_p(1). \quad (30)$$

By an application of Lemma 5 condition (iv), we write I_2 as

$$\begin{aligned}
I_2 &= n^{1/2} |(\widehat{\boldsymbol{\tau}} - \boldsymbol{\tau}^*)^T \nabla l(\widehat{\eta})| \\
&\leq n^{1/2} |(\widehat{\boldsymbol{\tau}} - \boldsymbol{\tau}^*)^T \nabla l(\boldsymbol{\eta}^*)| + o_p(1) \\
&\leq n^{1/2} \|\widehat{\boldsymbol{\tau}} - \boldsymbol{\tau}^*\|_1 \|\nabla l(\boldsymbol{\eta}^*)\|_\infty + o_p(1).
\end{aligned} \quad (31)$$

From Theorem 1, we have $\|\widehat{\boldsymbol{\tau}} - \boldsymbol{\tau}^*\|_1 = \|\widehat{\boldsymbol{w}} - \boldsymbol{w}^*\|_1 = O_p\{(s_{w^*}^2 \vee s_{\eta^*}^2) n^{-1/2} (\log p)^{1/2}\}$. From Lemma 2 Condition (i), we have $\|\nabla l(\boldsymbol{\eta}^*)\|_\infty = O_p\{s_{\eta^*} n^{-1/2} (\log p)^{1/2}\}$. Hence under the

condition of $n^{-1/2}(s_{w^*}^3 \vee s_{\eta^*}^3) \log p = o_p(1)$, we have

$$I_2 \lesssim \frac{(s_{w^*}^3 \vee s_{\eta^*}^3) \log p}{n^{1/2}} + o_p(1) = o_p(1). \quad (32)$$

For I_3 , since $\widehat{I}_{\theta|\zeta} - I_{\theta|\zeta}^* = o_p(1)$ from Lemma 7, we have $I_{\theta|\zeta}^* \widehat{I}_{\theta|\zeta}^{-1} = O_p(1)$. From (31) and $\boldsymbol{\tau}^*$ being fixed, the term $I_2 = o_p(1)$ implies that $n^{1/2}|\widehat{\boldsymbol{\tau}}^T \nabla l(\widehat{\boldsymbol{\eta}})| = o_p(1)$. Hence we have

$$I_3 = n^{1/2}|(I_{\theta|\zeta}^* \widehat{I}_{\theta|\zeta}^{-1} - 1) \widehat{\boldsymbol{\tau}}^T \nabla l(\widehat{\boldsymbol{\eta}})| = o_p(1). \quad (33)$$

Combining (30), (32) and (33), we obtain

$$n^{1/2}|(\widetilde{\boldsymbol{\theta}} - \boldsymbol{\theta}^*) I_{\theta|\zeta}^* + (\boldsymbol{\tau}^*)^T \nabla l(\boldsymbol{\eta}^*)| \leq I_1 + I_2 + I_3 = o_p(1),$$

which complete the proof.

Appendix E. Proofs of Lemmas

E.1 Proof of Lemma 1

To prove Lemma 1, we show that the estimated unmeasured confounders are bounded with probability tending to 1. From the expression of the estimator for unmeasured confounders in (3) of the main text, we apply triangular inequality and have

$$\begin{aligned} \max_{i=1, \dots, n} \|\widehat{\boldsymbol{U}}_i\|_\infty &= \max_{i=1, \dots, n} \|\widehat{\boldsymbol{H}} \widehat{\boldsymbol{W}} \widehat{\boldsymbol{\Sigma}}_e^{-1} \{(\boldsymbol{W}^*)^T \boldsymbol{U}_i + \boldsymbol{E}_i\}\|_\infty \\ &\leq \max_{i=1, \dots, n} \|\widehat{\boldsymbol{H}} \widehat{\boldsymbol{W}} \widehat{\boldsymbol{\Sigma}}_e^{-1} (\boldsymbol{W}^*)^T \boldsymbol{U}_i\|_\infty + \max_{i=1, \dots, n} \|\widehat{\boldsymbol{H}} \widehat{\boldsymbol{W}} \widehat{\boldsymbol{\Sigma}}_e^{-1} \boldsymbol{E}_i\|_\infty. \end{aligned} \quad (34)$$

For the first term in (34), we have

$$\begin{aligned} \max_{i=1, \dots, n} \|\widehat{\boldsymbol{H}} \widehat{\boldsymbol{W}} \widehat{\boldsymbol{\Sigma}}_e^{-1} (\boldsymbol{W}^*)^T \boldsymbol{U}_i\|_\infty &\leq \|\widehat{\boldsymbol{H}} \widehat{\boldsymbol{W}} \widehat{\boldsymbol{\Sigma}}_e^{-1} (\boldsymbol{W}^*)^T\|_{1, \infty} \max_{i=1, \dots, n} \|\boldsymbol{U}_i\|_1 \\ &\leq \sqrt{K} \|\widehat{\boldsymbol{H}} \widehat{\boldsymbol{W}} \widehat{\boldsymbol{\Sigma}}_e^{-1} (\boldsymbol{W}^*)^T\|_{\text{sp}} \max_{i=1, \dots, n} K \|\boldsymbol{U}_i\|_\infty. \end{aligned}$$

As in Assumption 2, we have $\|\boldsymbol{U}_i\|_\infty \leq M$ for some constant $M > 0$. From Corollary A.1 in Bai and Li (2012), we have that $(\widehat{\boldsymbol{W}} \widehat{\boldsymbol{\Sigma}}_e^{-1} \widehat{\boldsymbol{W}}^T)^{-1} \widehat{\boldsymbol{W}} \widehat{\boldsymbol{\Sigma}}_e^{-1} (\widehat{\boldsymbol{W}} - \boldsymbol{W}^*)^T = o_p(1)$, which implies

$\widehat{\mathbf{H}}\widehat{\mathbf{W}}\widehat{\Sigma}_e^{-1}(\mathbf{W}^*)^\top = I_K + o_p(1)$. So

$$\max_{i=1,\dots,n} \|\widehat{\mathbf{H}}\widehat{\mathbf{W}}\widehat{\Sigma}_e^{-1}(\mathbf{W}^*)^\top \mathbf{U}_i\|_\infty \leq MK^{3/2} + o_p(1). \quad (35)$$

For the second term in (34), recall that $\widehat{\mathbf{H}}_p = p \times \widehat{\mathbf{H}} = (p^{-1}\widehat{\mathbf{W}}\widehat{\Sigma}_e^{-1}\widehat{\mathbf{W}}^\top)^{-1}$, we have

$$\begin{aligned} \max_{i=1,\dots,n} \|\widehat{\mathbf{H}}\widehat{\mathbf{W}}\widehat{\Sigma}_e^{-1}\mathbf{E}_i\|_\infty &\leq \|\widehat{\mathbf{H}}_p\|_{1,\infty} \max_{i=1,\dots,n} \|p^{-1}\widehat{\mathbf{W}}\widehat{\Sigma}_e^{-1}\mathbf{E}_i\|_1 \\ &\leq \sqrt{K}\|\widehat{\mathbf{H}}_p\|_{\text{sp}} \max_{i=1,\dots,n} K\|p^{-1}\widehat{\mathbf{W}}\widehat{\Sigma}_e^{-1}\mathbf{E}_i\|_\infty. \end{aligned} \quad (36)$$

For $p^{-1}\widehat{\mathbf{W}}\widehat{\Sigma}_e^{-1}\mathbf{E}_i$, we use the result of Lemma D.1 in Bai and Li (2012) to express the K -dimensional vector as

$$\frac{1}{p} \sum_{j=1}^p \widehat{\sigma}_j^{-2} \widehat{\mathbf{W}}_j E_{ij} = \frac{1}{p} \sum_{j=1}^p (\sigma_j^*)^{-2} \mathbf{W}_j^* E_{ij} + O_p(n^{-1/2}p^{-1/2}) + O_p(n^{-1}).$$

We next investigate the bound for the term $p^{-1} \sum_{j=1}^p (\sigma_j^*)^{-2} \mathbf{W}_j^* E_{ij}$. From Assumption 2, we have $\|\mathbf{U}_i\|_\infty \leq M$, $\|\mathbf{W}_j^*\|_2 \leq C$ and $\|\mathbf{X}_i\|_\infty \leq M$. Then we apply triangular inequality and have

$$\begin{aligned} \|\mathbf{E}_i\|_\infty &= \|\mathbf{X}_i - (\mathbf{W}^*)^\top \mathbf{U}_i\|_\infty \\ &\leq \|\mathbf{X}_i\|_\infty + \|(\mathbf{W}^*)^\top \mathbf{U}_i\|_\infty \\ &\leq M + \max_{j=1,\dots,p} \|\mathbf{W}_j^*\|_1 \|\mathbf{U}_i\|_1 \\ &\leq M + \max_{j=1,\dots,p} \sqrt{K} \|\mathbf{W}_j^*\|_2 K \|\mathbf{U}_i\|_\infty \\ &\leq M(1 + CK^{3/2}), \end{aligned}$$

where the last three inequalities follow from matrix operation and properties of norms.

From Lemma 3, we have E_{ij} to be sub-exponential random variable since E_{ij} is bounded with $|E_{ij}| \leq M(1 + CK^{3/2})$. Combining the bound for E_{ij} with that $|W_{jk}^*| \leq \|\mathbf{W}_j^*\|_\infty \leq \|\mathbf{W}_j^*\|_2 \leq C$ and $C^{-2} \leq (\sigma_j^*)^{-2} \leq C^2$, we have $|(\sigma_j^*)^{-2} W_{jk}^* E_{ij}| \leq MC^3(1 + CK^{3/2})$, for $j = 1, \dots, p$ and $k = 1, \dots, K$. By Lemma 3, $(\sigma_j^*)^{-2} W_{jk}^* E_{ij}$ is sub-Gaussian random variable and thus is sub-exponential. As E_{ij} has mean zero, $(\sigma_j^*)^{-2} W_{jk}^* E_{ij}$ has mean zero and by

Bernstein inequality

$$\begin{aligned} & \text{pr} \left(\left| \frac{1}{p} \sum_{j=1}^p (\sigma_j^*)^{-2} W_{jk}^* E_{ij} \right| \geq t \right) \\ & \leq 2 \exp \left[-C'' \min \left\{ \frac{t^2}{M^2 C^6 (1 + CK^{3/2})^2}, \frac{t}{MC^3 (1 + CK^{3/2})} \right\} p \right]. \end{aligned}$$

Apply union bound inequality, we have

$$\begin{aligned} & \text{pr} \left(\max_{i=1, \dots, n} \left\| \frac{1}{p} \sum_{j=1}^p (\sigma_j^*)^{-2} W_j^* E_{ij} \right\|_{\infty} \geq t \right) \\ & \leq 2nK \exp \left[-C'' \min \left\{ \frac{t^2}{M^2 C^6 (1 + CK^{3/2})^2}, \frac{t}{MC^3 (1 + CK^{3/2})} \right\} p \right], \end{aligned}$$

where $C'' > 0$ is a constant. At $t = MC^3(1 + CK^{3/2})p^{-1/2}(\log n)^{1/2}$, the inequality

$$\max_{i=1, \dots, n} \left\| \frac{1}{p} \sum_{j=1}^p (\sigma_j^*)^{-2} W_j^* E_{ij} \right\|_{\infty} \leq MC^3(1 + CK^{3/2}) \left(\frac{\log n}{p} \right)^{1/2},$$

holds with probability at least $1 - n^{-1}$. So we have

$$\begin{aligned} \max_{i=1, \dots, n} \left\| \frac{1}{p} \sum_{j=1}^p \widehat{\sigma}_j^{-2} \widehat{\mathbf{W}}_j E_{ij} \right\|_{\infty} &= O_p\{p^{-1/2}(\log n)^{1/2}\} + O_p(n^{-1/2}p^{-1/2}) + O_p(n^{-1}) \\ &= O_p\{p^{-1/2}(\log n)^{1/2}\}. \end{aligned}$$

In addition, from Corollary A.1 (a) in Bai and Li (2012), we have $\widehat{\mathbf{H}}_p = (\mathbf{\Gamma}^*)^{-1} + o_p(1)$ with $\|(\mathbf{\Gamma}^*)^{-1}\|_{\text{sp}} = \lambda_{\max}^{1/2}\{(\mathbf{\Gamma}^*)^{-\text{T}}(\mathbf{\Gamma}^*)^{-1}\} = \lambda_{\max}\{(\mathbf{\Gamma}^*)^{-1}\}$ being finite constant as $(\mathbf{\Gamma}^*)^{-1}$ is symmetric and positive definite. Substituting these results into (36), we have

$$\max_{i=1, \dots, n} \|\widehat{\mathbf{H}}\widehat{\mathbf{W}}\widehat{\Sigma}_e^{-1}\mathbf{E}_i\|_{\infty} \lesssim K^{3/2}\lambda_{\max}\{(\mathbf{\Gamma}^*)^{-1}\}O_p\{p^{-1/2}(\log n)^{1/2}\} = o_p(1) \quad (37)$$

Combining (35) and (37), we show $\max_{i=1, \dots, n} \|\widehat{\mathbf{U}}_i\|_{\infty} \leq MK^{3/2} + o_p(1)$.

E.2 Proof of Lemma 2

Proof of Condition (i). To prove the Condition (i) in Lemma 2, we need to show that

$$\left\| -\frac{1}{n} \sum_{i=1}^n [y_i - b'\{(\boldsymbol{\eta}^*)^\top \dot{\mathbf{Z}}_i\}] \dot{\mathbf{Z}}_i \right\|_\infty = O_p \left\{ s_{\eta^*} \left(\frac{\log p}{n} \right)^{1/2} \right\}.$$

From Assumption 2, $y_i - b'\{(\boldsymbol{\eta}^*)^\top \mathbf{Z}_i\}$ is sub-exponential variable with $\|y_i - b'\{(\boldsymbol{\eta}^*)^\top \mathbf{Z}_i\}\|_{\varphi_1} \leq M$ and $0 \leq b'\{(\boldsymbol{\eta}^*)^\top \mathbf{Z}_i\} \leq B$. From Lemma 1, for any $\epsilon, L > 0$, there exist $N_{\epsilon, L} > 0$ such that $\text{pr}(\max_{i=1, \dots, n} \|\widehat{\mathbf{U}}_i\|_\infty \leq MK^{3/2} + L) > 1 - \epsilon$ for $n > N_{\epsilon, L}$. Conditioned on the event $\mathcal{E} = \{\max_{i=1, \dots, n} \|\widehat{\mathbf{U}}_i\|_\infty \leq \widetilde{M}\}$ at $\widetilde{M} = MK^{3/2} + L$, we have $\|\dot{\mathbf{Z}}_i - \mathbf{Z}_i\|_\infty \leq \widetilde{M} + M$ and thus $|(\boldsymbol{\eta}^*)^\top (\mathbf{Z}_i - \dot{\mathbf{Z}}_i)| \leq s_{\eta^*} \|\boldsymbol{\eta}^*\|_\infty (\widetilde{M} + M)$. From lemma 3, both $b''\{(\boldsymbol{\eta}^*)^\top \mathbf{Z}_i\}$ and $(\boldsymbol{\eta}^*)^\top (\mathbf{Z}_i - \dot{\mathbf{Z}}_i)$ are sub-Gaussian variables with $\|b''\{(\boldsymbol{\eta}^*)^\top \mathbf{Z}_i\}\|_{\varphi_2} \leq 2B$ and $\|(\boldsymbol{\eta}^*)^\top (\mathbf{Z}_i - \dot{\mathbf{Z}}_i)\|_{\varphi_2} \leq 2s_{\eta^*} \|\boldsymbol{\eta}^*\|_\infty (\widetilde{M} + M)$. Then $\|b''\{(\boldsymbol{\eta}^*)^\top \mathbf{Z}_i\}(\boldsymbol{\eta}^*)^\top (\mathbf{Z}_i - \dot{\mathbf{Z}}_i)\|_{\varphi_1} \leq 2\|b''\{(\boldsymbol{\eta}^*)^\top \mathbf{Z}_i\}\|_{\varphi_2} \|(\boldsymbol{\eta}^*)^\top (\mathbf{Z}_i - \dot{\mathbf{Z}}_i)\|_{\varphi_2} \leq 8Bs_{\eta^*} \|\boldsymbol{\eta}^*\|_\infty (\widetilde{M} + M)$. Applying triangular inequality, we have

$$\begin{aligned} \|y_i - b'\{(\boldsymbol{\eta}^*)^\top \dot{\mathbf{Z}}_i\}\|_{\varphi_1} &\leq \|y_i - b'\{(\boldsymbol{\eta}^*)^\top \mathbf{Z}_i\}\|_{\varphi_1} + \|b'\{(\boldsymbol{\eta}^*)^\top \mathbf{Z}_i\} - b'\{(\boldsymbol{\eta}^*)^\top \dot{\mathbf{Z}}_i\}\|_{\varphi_1} \\ &\leq M + B\|b'\{(\boldsymbol{\eta}^*)^\top \mathbf{Z}_i\}(\boldsymbol{\eta}^*)^\top (\mathbf{Z}_i - \dot{\mathbf{Z}}_i)\|_{\varphi_1} \\ &\leq M + 8B^2s_{\eta^*} \|\boldsymbol{\eta}^*\|_\infty (\widetilde{M} + M). \end{aligned} \quad (38)$$

Therefore $[y_i - b'\{(\boldsymbol{\eta}^*)^\top \dot{\mathbf{Z}}_i\}]\dot{\mathbf{Z}}_{ij}$ is independent sub-exponential random variables with $\max_i \|[y_i - b'\{(\boldsymbol{\eta}^*)^\top \dot{\mathbf{Z}}_i\}]\dot{\mathbf{Z}}_{ij}\|_{\varphi_1} \leq \widetilde{M}M + 8\widetilde{M}B^2s_{\eta^*} \|\boldsymbol{\eta}^*\|_\infty (\widetilde{M} + M)$.

Denote $M_1 = \widetilde{M}M + 8\widetilde{M}B^2s_{\eta^*} \|\boldsymbol{\eta}^*\|_\infty (\widetilde{M} + M)$. Then by Bernstein Inequality, we have

$$\text{pr} \left(\frac{1}{n} \sum_{i=1}^n |[y_i - b'\{(\boldsymbol{\eta}^*)^\top \dot{\mathbf{Z}}_i\}]\dot{\mathbf{Z}}_{ij}| \geq t \right) \leq 2 \exp \left\{ -\widetilde{M}'' \min \left(\frac{t^2}{M_1^2}, \frac{t}{M_1} \right) n \right\},$$

and by union bound inequality,

$$\text{pr} \left(\left\| \frac{1}{n} \sum_{i=1}^n [y_i - b'\{(\boldsymbol{\eta}^*)^\top \dot{\mathbf{Z}}_i\}] \dot{\mathbf{Z}}_i \right\|_\infty \geq t \right) \leq 2(p + K) \exp \left\{ -\widetilde{M}'' \min \left(\frac{t^2}{M_1^2}, \frac{t}{M_1} \right) n \right\}.$$

At $t = \{\widetilde{M}M + 8\widetilde{M}B^2s_{\eta^*} \|\boldsymbol{\eta}^*\|_\infty (\widetilde{M} + M)\}n^{-1/2}(\log p)^{1/2}$ and because $\text{pr}(\mathcal{E}) > 1 - \epsilon$, we have

$$\left\| \frac{1}{n} \sum_{i=1}^n [y_i - b'\{(\boldsymbol{\eta}^*)^\top \dot{\mathbf{Z}}_i\}] \dot{\mathbf{Z}}_i \right\|_\infty \lesssim s_{\eta^*} \left(\frac{\log p}{n} \right)^{1/2}$$

holds with probability at least $(1 - p^{-1})(1 - \epsilon)$, which tends to 1. Hence we complete the

proof for Condition (i).

Proof of Condition (ii). To show condition (ii) in Lemma 2 holds, we show

$$\begin{aligned} & \left\| \frac{1}{n} \sum_{i=1}^n (\boldsymbol{\tau}^*)^\top b''\{(\boldsymbol{\eta}^*)^\top \dot{\mathbf{Z}}_i\} \dot{\mathbf{Z}}_i \dot{\mathbf{Z}}_i^\top - E_{\eta^*} \left[\frac{1}{n} \sum_{i=1}^n (\boldsymbol{\tau}^*)^\top b''\{(\boldsymbol{\eta}^*)^\top \mathbf{Z}_i\} \mathbf{Z}_i \mathbf{Z}_i^\top \right] \right\|_\infty \\ &= O_p \left\{ s_{\eta^*} \left(\frac{\log p}{n} \right)^{1/2} \right\}. \end{aligned}$$

From Assumption 2, we have $|(\mathbf{w}_q^*)^\top \mathbf{Q}_i| \leq M$ and $b''\{(\boldsymbol{\eta}^*)^\top \mathbf{Z}_i\} \in [0, B]$. Similarly as in proof of condition (i), conditioned on the event $\mathcal{E} = \{\max_{i=1, \dots, n} \|\widehat{\mathbf{U}}_i\|_\infty \leq \widetilde{M}\}$ at $\widetilde{M} = MK^{3/2} + L$, we have $|(\boldsymbol{\tau}^*)^\top \dot{\mathbf{Z}}_i| \leq |D_i| + |(\mathbf{w}_q^*)^\top \mathbf{Q}_i| + |(\mathbf{w}_u^*)^\top \widehat{\mathbf{U}}_i| \leq 2M + K\|\mathbf{w}^*\|_\infty \widetilde{M}$ and

$$\begin{aligned} |b''\{(\boldsymbol{\eta}^*)^\top \dot{\mathbf{Z}}_i\}| &\leq |b''\{(\boldsymbol{\eta}^*)^\top \dot{\mathbf{Z}}_i\} - b''\{(\boldsymbol{\eta}^*)^\top \mathbf{Z}_i\}| + |b''\{(\boldsymbol{\eta}^*)^\top \mathbf{Z}_i\}|, \\ &\leq B b''\{(\boldsymbol{\eta}^*)^\top \mathbf{Z}_i\} |(\boldsymbol{\eta}^*)^\top (\dot{\mathbf{Z}}_i - \mathbf{Z}_i)| + B, \\ &\leq B^2 s_{\eta^*} \|\boldsymbol{\eta}^*\|_\infty (\widetilde{M} + M) + B. \end{aligned} \tag{39}$$

As $\dot{\mathbf{Z}}_i = (\mathbf{X}_i, \widehat{\mathbf{U}}_i)$ with $|\dot{Z}_{ij}| \leq \widetilde{M}$, the $b''\{(\boldsymbol{\eta}^*)^\top \dot{\mathbf{Z}}_i\} (\boldsymbol{\tau}^*)^\top \dot{\mathbf{Z}}_i \dot{Z}_{ij}$ are independent bounded random variables conditional on \mathbf{X} with $\max_{i=1, \dots, n} |b''\{(\boldsymbol{\eta}^*)^\top \dot{\mathbf{Z}}_i\} (\boldsymbol{\tau}^*)^\top \dot{\mathbf{Z}}_i \dot{Z}_{ij} - E[b''\{(\boldsymbol{\eta}^*)^\top \mathbf{Z}_i\} (\boldsymbol{\tau}^*)^\top \mathbf{Z}_i Z_{ij}]| \leq 2\widetilde{M}(2M + K\|\mathbf{w}^*\|_\infty \widetilde{M})\{B^2 s_{\eta^*} \|\boldsymbol{\eta}^*\|_\infty (\widetilde{M} + M) + B\}$.

Denote $M_2 = 2\widetilde{M}(2M + K\|\mathbf{w}^*\|_\infty \widetilde{M})\{B^2 s_{\eta^*} \|\boldsymbol{\eta}^*\|_\infty (\widetilde{M} + M) + B\}$, then by Bernstein Inequality,

$$\begin{aligned} & \text{pr} \left(\frac{1}{n} \sum_{i=1}^n |b''\{(\boldsymbol{\eta}^*)^\top \dot{\mathbf{Z}}_i\} (\boldsymbol{\tau}^*)^\top \dot{\mathbf{Z}}_i \dot{Z}_{ij} - E[b''\{(\boldsymbol{\eta}^*)^\top \mathbf{Z}_i\} (\boldsymbol{\tau}^*)^\top \mathbf{Z}_i Z_{ij}]| \geq t \right) \leq \\ & 2 \exp \left\{ -\widetilde{M}'' \min \left(\frac{t^2}{M_2^2}, \frac{t}{M_2} \right) n \right\}, \end{aligned}$$

and by union bound inequality,

$$\begin{aligned} & \text{pr} \left(\left\| \frac{1}{n} \sum_{i=1}^n b''\{(\boldsymbol{\eta}^*)^\top \dot{\mathbf{Z}}_i\} (\boldsymbol{\tau}^*)^\top \dot{\mathbf{Z}}_i \dot{\mathbf{Z}}_i^\top - E[b''\{(\boldsymbol{\eta}^*)^\top \mathbf{Z}_i\} (\boldsymbol{\tau}^*)^\top \mathbf{Z}_i \mathbf{Z}_i^\top] \right\|_\infty \geq t \right) \leq \\ & 2(p + K) \exp \left\{ -\widetilde{M}'' \min \left(\frac{t^2}{M_2^2}, \frac{t}{M_2} \right) n \right\}, \end{aligned}$$

At $t = M_2 n^{-1/2} (\log p)^{1/2}$, we have

$$\left\| \frac{1}{n} \sum_{i=1}^n b'' \{(\boldsymbol{\eta}^*)^\top \dot{\mathbf{Z}}_i\} (\boldsymbol{\tau}^*)^\top \dot{\mathbf{Z}}_i \dot{\mathbf{Z}}_i^\top - E[b'' \{(\boldsymbol{\eta}^*)^\top \mathbf{Z}_i\} (\boldsymbol{\tau}^*)^\top \mathbf{Z}_i \mathbf{Z}_i^\top] \right\|_\infty \lesssim s_{\eta^*} \left(\frac{\log p}{n} \right)^{1/2} \quad (40)$$

with high probability at least $(1 - p^{-1})(1 - \epsilon)$, which tends to 1. This completes the proof for Condition (ii).

E.3 Proof of Lemma 3

The proof of Lemma 3 is motivated from Wainwright (2019). Given $|X - \mu| \leq b$, we have the Bernstein's Condition holds, that is

$$|E(X - \mu)^k| \leq |E(X - \mu)^2| b^{k-2} \leq \frac{1}{2} k! \sigma^2 b^{k-2}, \quad (k = 2, 3, \dots).$$

We expand the exponential function $\exp\{\lambda(X - \mu)\}$ into series and apply the above inequality as follows

$$E\{e^{\lambda(X - \mu)}\} = 1 + \frac{\lambda^2 \sigma^2}{2} + \sum_{k=3}^{\infty} \lambda^k \frac{E(X - \mu)^k}{k!} \leq 1 + \frac{\lambda^2 \sigma^2}{2} + \frac{\lambda^2 \sigma^2}{2} \sum_{k=3}^{\infty} (|\lambda| b)^{k-2}.$$

When $|\lambda| b < 1$, we have $1/(1 - b|\lambda|) = 1 + \sum_{k=1}^{\infty} (|\lambda| b)^k$. Therefore

$$E\{e^{\lambda(X - \mu)}\} \leq 1 + \frac{\lambda^2 \sigma^2}{2} \left(\frac{1}{1 - b|\lambda|} \right) \leq \exp \left\{ \frac{\lambda^2 \sigma^2}{2(1 - b|\lambda|)} \right\}$$

where the last inequality is from $1 + t \leq e^t$.

At $|\lambda| < 1/2b$, we have $\lambda^2 \sigma^2 / 2(1 - b|\lambda|) \leq \lambda^2 \sigma^2$ and hence $E\{e^{\lambda(X - \mu)}\} \leq \exp\{\lambda^2 (\sqrt{2}\sigma)^2 / 2\}$. Therefore X is sub-Gaussian with parameter $\sqrt{2}\sigma$ with sub-Gaussian norm

$$\|X\|_{\varphi_2} \leq \frac{\|X\|_\infty}{(\log 2)^{1/2}} \leq 2 \max\{|\mu + b|, |\mu - b|\},$$

where the inequality can be verified by the definition of sub-Gaussian norm $\|X\|_{\varphi_2} = \inf[s > 0 : E\{e^{(X/s)^2}\} \leq 2]$ as $E\{e^{(X/s)^2}\} \leq 2$ at $s = \|X\|_\infty (\log 2)^{-1/2}$.

E.4 Proof of Lemma 4

In this proof, we denote

$$H_\eta = \frac{1}{n} \sum_{i=1}^n (\hat{\boldsymbol{\eta}} - \boldsymbol{\eta}^*)^\top \dot{\mathbf{Z}}_i b'' \{(\boldsymbol{\eta}^*)^\top \dot{\mathbf{Z}}_i\} \dot{\mathbf{Z}}_i^\top (\hat{\boldsymbol{\eta}} - \boldsymbol{\eta}^*)$$

We continue to use the notations and results defined in Appendix C.1. Recall we define $D(\hat{\boldsymbol{\eta}}, \boldsymbol{\eta}^*) = (\hat{\boldsymbol{\eta}} - \boldsymbol{\eta}^*)^\top \{\nabla l(\hat{\boldsymbol{\eta}}) - \nabla l(\boldsymbol{\eta}^*)\}$. To show (13), we consider the difference of $D(\hat{\boldsymbol{\eta}}, \boldsymbol{\eta}^*)$ and H_η and apply the mean value theorem with $\tilde{\boldsymbol{\eta}} = \xi \hat{\boldsymbol{\eta}} + (1 - \xi) \boldsymbol{\eta}^*$ for $\xi \in [0, 1]$ to get

$$\begin{aligned} & |D(\hat{\boldsymbol{\eta}}, \boldsymbol{\eta}^*) - H_\eta| \\ &= \left| (\hat{\boldsymbol{\eta}} - \boldsymbol{\eta}^*)^\top \{\nabla l(\hat{\boldsymbol{\eta}}) - \nabla l(\boldsymbol{\eta}^*)\} - \frac{1}{n} \sum_{i=1}^n (\hat{\boldsymbol{\eta}} - \boldsymbol{\eta}^*)^\top \dot{\mathbf{Z}}_i b'' \{(\boldsymbol{\eta}^*)^\top \dot{\mathbf{Z}}_i\} \dot{\mathbf{Z}}_i^\top (\hat{\boldsymbol{\eta}} - \boldsymbol{\eta}^*) \right| \\ &= \left| (\hat{\boldsymbol{\eta}} - \boldsymbol{\eta}^*)^\top \left[\nabla^2 l(\tilde{\boldsymbol{\eta}}) - \frac{1}{n} \sum_{i=1}^n b'' \{(\boldsymbol{\eta}^*)^\top \dot{\mathbf{Z}}_i\} \dot{\mathbf{Z}}_i \dot{\mathbf{Z}}_i^\top \right] (\hat{\boldsymbol{\eta}} - \boldsymbol{\eta}^*) \right| \\ &= \left| \frac{1}{n} \sum_{i=1}^n [b''(\tilde{\boldsymbol{\eta}}^\top \dot{\mathbf{Z}}_i) - b''\{(\boldsymbol{\eta}^*)^\top \dot{\mathbf{Z}}_i\}] \{\dot{\mathbf{Z}}_i^\top (\hat{\boldsymbol{\eta}} - \boldsymbol{\eta}^*)\}^2 \right| \\ &\leq B \left| \frac{1}{n} \sum_{i=1}^n b'' \{(\boldsymbol{\eta}^*)^\top \dot{\mathbf{Z}}_i\} \{\dot{\mathbf{Z}}_i^\top (\hat{\boldsymbol{\eta}} - \boldsymbol{\eta}^*)\}^2 \right| \max_i |(\hat{\boldsymbol{\eta}} - \boldsymbol{\eta}^*)^\top \dot{\mathbf{Z}}_i| \end{aligned} \quad (41)$$

$$\begin{aligned} &\lesssim B \left| \frac{1}{n} \sum_{i=1}^n b'' \{(\boldsymbol{\eta}^*)^\top \dot{\mathbf{Z}}_i\} \{\dot{\mathbf{Z}}_i^\top (\hat{\boldsymbol{\eta}} - \boldsymbol{\eta}^*)\}^2 \right| \|\hat{\boldsymbol{\eta}} - \boldsymbol{\eta}^*\|_1 \max_{i=1, \dots, n} \|\dot{\mathbf{Z}}_i\|_\infty \\ &\lesssim H_\eta s_{\eta^*}^2 \left(\frac{\log p}{n} \right)^{1/2} \end{aligned} \quad (42)$$

where the inequality (41) is based on Assumption 2(3) that $|b''(t_1) - b''(t)| \leq B|t_1 - t|$ with $t_1 = \tilde{\boldsymbol{\eta}}^\top \dot{\mathbf{Z}}_i$ and $t = (\boldsymbol{\eta}^*)^\top \dot{\mathbf{Z}}_i$. The last inequality (42) is from the estimation error bound in the proof of Theorem 1 that $\|\hat{\boldsymbol{\eta}} - \boldsymbol{\eta}^*\|_1 \lesssim s_{\eta^*}^2 n^{-1/2} (\log p)^{1/2}$ and from Lemma 1 that $\|\dot{\mathbf{Z}}_i\|_\infty = \max\{\|\hat{\mathbf{U}}_i\|_\infty, \|\mathbf{X}_i\|_\infty\} \leq MK^{3/2} + o_p(1)$ and from the assumption that $s_{\eta^*}^2 n^{-1/2} (\log p)^{1/2} = o_p(1)$. So we have

$$H_\eta \left\{ 1 - s_{\eta^*}^2 \left(\frac{\log p}{n} \right)^{1/2} \right\} \lesssim D(\hat{\boldsymbol{\eta}}, \boldsymbol{\eta}^*) \lesssim \frac{s_{\eta^*}^3 \log p}{n},$$

where the last inequality is by combining (10) and (12). Therefore

$$H_\eta = O_p \left(\frac{s_{\eta^*}^3 \log p}{n} \right).$$

The two inequalities (14) and (15) are shown to hold in Appendix C.2. Hence the proof for Lemma 4 is complete.

E.5 Proof of Lemma 5

As shown in the preliminaries, we have

$$\nabla l(\boldsymbol{\eta}) = \frac{1}{n} \sum_{i=1}^n \{-y_i + b'(\boldsymbol{\eta}^\top \dot{\mathbf{Z}}_i)\} \dot{\mathbf{Z}}_i, \quad \nabla^2 l(\boldsymbol{\eta}) = \frac{1}{n} \sum_{i=1}^n \{-y_i + b''(\boldsymbol{\eta}^\top \dot{\mathbf{Z}}_i)\} \dot{\mathbf{Z}}_i \dot{\mathbf{Z}}_i^\top.$$

Proof of Condition (iii). For condition (iii), we apply mean value theorem with $\tilde{\boldsymbol{\eta}} = \xi \hat{\boldsymbol{\eta}} + (1 - \xi) \boldsymbol{\eta}^*$ for $\xi \in [0, 1]$, the left hand side is equivalent to

$$\begin{aligned} & |(\boldsymbol{\tau}^*)^\top \{\nabla l(\hat{\boldsymbol{\eta}}) - \nabla l(\boldsymbol{\eta}^*) - \nabla^2 l(\boldsymbol{\eta}^*)(\hat{\boldsymbol{\eta}} - \boldsymbol{\eta}^*)\}| \\ &= |(\boldsymbol{\tau}^*)^\top \{\nabla^2 l(\tilde{\boldsymbol{\eta}}) - \nabla^2 l(\boldsymbol{\eta}^*)\}(\hat{\boldsymbol{\eta}} - \boldsymbol{\eta}^*)| \\ &= \left| \frac{1}{n} \sum_{i=1}^n [b''(\tilde{\boldsymbol{\eta}}^\top \dot{\mathbf{Z}}_i) - b''(\boldsymbol{\eta}^{*\top} \dot{\mathbf{Z}}_i)] \dot{\mathbf{Z}}_i^\top (\hat{\boldsymbol{\eta}} - \boldsymbol{\eta}^*) (\boldsymbol{\tau}^*)^\top \dot{\mathbf{Z}}_i \right| \\ &\leq B \left| \frac{1}{n} \sum_{i=1}^n \xi (\hat{\boldsymbol{\eta}} - \boldsymbol{\eta}^*)^\top \dot{\mathbf{Z}}_i b''\{(\boldsymbol{\eta}^*)^\top \dot{\mathbf{Z}}_i\} \dot{\mathbf{Z}}_i^\top (\hat{\boldsymbol{\eta}} - \boldsymbol{\eta}^*) \right| \max_i |(\boldsymbol{\tau}^*)^\top \dot{\mathbf{Z}}_i| \end{aligned} \quad (43)$$

$$\lesssim \frac{s_{\eta^*}^3 \log p}{n} [2M + K \|w^*\|_\infty \{MK^{3/2} + o_p(1)\}] \quad (44)$$

where the inequality (43) is based on Assumption 2(4) that $|b''(t_1) - b''(t)| \leq B|t_1 - t|$ with $t_1 = \tilde{\boldsymbol{\eta}}^\top \dot{\mathbf{Z}}_i$ and $t = (\boldsymbol{\eta}^*)^\top \dot{\mathbf{Z}}_i$. The last inequality (44) is from the (13) of Lemma 4 and from that $|(\boldsymbol{\tau}^*)^\top \dot{\mathbf{Z}}_i| \leq |D_i| + |(\mathbf{w}_q^*)^\top \mathbf{Q}_i| + |(\mathbf{w}_u^*)^\top \hat{\mathbf{U}}_i| \leq 2M + K \|w^*\|_\infty \{MK^{3/2} + o_p(1)\}$.

As $n, p \rightarrow \infty$, $p^{1/2}/n \rightarrow 0$, if $n^{-1/2}(s_{\mathbf{w}^*}^3 \vee s_{\eta^*}^3) \log p = o_p(1)$, we have condition (iii) holds as

$$\begin{aligned} & \sqrt{n} |(\boldsymbol{\tau}^*)^\top \{\nabla l(\hat{\boldsymbol{\eta}}) - \nabla l(\boldsymbol{\eta}^*) - \nabla^2 l(\boldsymbol{\eta}^*)(\hat{\boldsymbol{\eta}} - \boldsymbol{\eta}^*)\}| \\ &\lesssim \frac{s_{\eta^*}^3 \log p}{n^{1/2}} [2M + K \|w^*\|_\infty \{MK^{3/2} + o_p(1)\}] \\ &= o_p(1). \end{aligned}$$

Proof of Condition (iv). We multiply $n^{-1/2}$ to the left hand side of condition (iv) and apply mean value theorem with $\tilde{\boldsymbol{\eta}} = \xi \hat{\boldsymbol{\eta}} + (1 - \xi) \boldsymbol{\eta}^*$. Then we have

$$\begin{aligned}
n^{-1/2} |(\boldsymbol{\tau}^*)^\top \{\nabla l(\hat{\boldsymbol{\eta}}) - \nabla l(\boldsymbol{\eta}^*)\}| &= n^{-1/2} \left| (\hat{\boldsymbol{\tau}} - \boldsymbol{\tau}^*)^\top \left[\frac{1}{n} \sum_{i=1}^n b'(\hat{\boldsymbol{\eta}}^\top \dot{\mathbf{Z}}_i) - b'\{(\boldsymbol{\eta}^*)^\top \dot{\mathbf{Z}}_i\} \right] \dot{\mathbf{Z}}_i \right| \\
&= n^{-1/2} \left| \frac{1}{n} \sum_{i=1}^n b''(\tilde{\boldsymbol{\eta}}^\top \dot{\mathbf{Z}}_i) (\hat{\boldsymbol{\tau}} - \boldsymbol{\tau}^*)^\top \dot{\mathbf{Z}}_i (\hat{\boldsymbol{\eta}} - \boldsymbol{\eta}^*)^\top \dot{\mathbf{Z}}_i \right| \\
&\leq n^{-1/2} \left| \frac{1}{n} \sum_{i=1}^n b''\{(\boldsymbol{\eta}^*)^\top \dot{\mathbf{Z}}_i\} \{(\hat{\mathbf{w}} - \mathbf{w}^*)^\top \dot{\mathbf{M}}_i\}^2 \right|^{1/2} \\
&\quad \times \left| \frac{1}{n} \sum_{i=1}^n b''\{(\boldsymbol{\eta}^*)^\top \dot{\mathbf{Z}}_i\} \{(\hat{\boldsymbol{\eta}} - \boldsymbol{\eta}^*)^\top \dot{\mathbf{Z}}_i\}^2 \right|^{1/2} \tag{45}
\end{aligned}$$

$$\lesssim n^{-1/2} \left\{ \frac{(s_{\mathbf{w}^*}^3 \vee s_{\boldsymbol{\eta}^*}^3) \log p}{n} \right\}^{1/2} \left(\frac{s_{\boldsymbol{\eta}^*}^3 \log p}{n} \right)^{1/2} \tag{46}$$

$$\lesssim \frac{(s_{\mathbf{w}^*}^3 \vee s_{\boldsymbol{\eta}^*}^3) \log p}{n^{1/2}} = o_p(1), \tag{47}$$

where (45) is by applying Cauchy-Schwarz inequality, (46) is from the (13) and (14) in Lemma 4 and (47) is from the condition $n^{-1/2}(s_{\mathbf{w}^*}^3 \vee s_{\boldsymbol{\eta}^*}^3) \log p = o_p(1)$. This completes the proof of Lemma 5.

E.6 Proof of Lemma 6

According to the definitions in preliminaries, we have

$$(\boldsymbol{\tau}^*)^\top \nabla l(\boldsymbol{\eta}^*) (I_{\theta|\zeta}^*)^{-1/2} = \frac{1}{n} \sum_{i=1}^n (\boldsymbol{\tau}^*)^\top \dot{\mathbf{Z}}_i [-y_i + b'\{(\boldsymbol{\eta}^*)^\top \dot{\mathbf{Z}}_i\}] (I_{\theta|\zeta}^*)^{-1/2}.$$

As shown in Appendix C.2, we have $|(\boldsymbol{\tau}^*)^\top \dot{\mathbf{Z}}_i| \leq 2M + K \|\mathbf{w}^*\|_\infty M K^{3/2} + o_p(1)$. We let $(\boldsymbol{\tau}^*)^\top \dot{\mathbf{Z}}_i = z_i + \epsilon_i$, with $|z_i| \leq 2M + K \|\mathbf{w}^*\|_\infty M K^{3/2}$ and $\epsilon_i = o_p(1)$. As shown in (38), we have $\|y_i - b'\{(\boldsymbol{\eta}^*)^\top \dot{\mathbf{Z}}_i\}\|_{\varphi_1} \leq M + 8B^2 s_{\boldsymbol{\eta}^*} \|\boldsymbol{\eta}^*\|_\infty (M K^{3/2} + M) + o_p(1)$. We write $b'\{(\boldsymbol{\eta}^*)^\top \dot{\mathbf{Z}}_i\} - y_i = b_i + \delta_i$ with $\|b_i\|_{\varphi_1} \leq M + 8B^2 s_{\boldsymbol{\eta}^*} \|\boldsymbol{\eta}^*\|_\infty (M K^{3/2} + M)$ and $\delta_i = o_p(1)$. In addition, because $I_{\theta|\zeta}^* = E[b''\{(\boldsymbol{\eta}^*)^\top \dot{\mathbf{Z}}_i\} D_i \{D_i - (\mathbf{w}^*)^\top \dot{\mathbf{M}}_i\}]$ is a finite constant as $|b''\{(\boldsymbol{\eta}^*)^\top \dot{\mathbf{Z}}_i\} D_i (\boldsymbol{\tau}^*)^\top \dot{\mathbf{Z}}_i| \leq BM(2M + K \|\mathbf{w}^*\|_\infty M)$. We have $(\boldsymbol{\tau}^*)^\top \dot{\mathbf{Z}}_i [-y_i + b'\{(\boldsymbol{\eta}^*)^\top \dot{\mathbf{Z}}_i\}] (I_{\theta|\zeta}^*)^{-1/2} = z_i b_i (I_{\theta|\zeta}^*)^{-1/2} + o_p(1)$ with $z_i b_i (I_{\theta|\zeta}^*)^{-1/2}$ bounded and thus sub-exponential random variable.

Conditioning on $\{\mathbf{X}_i\}_{i=1, \dots, n}$, we have $\hat{\mathbf{U}}_i$ are determined and y_i are independently distributed for $i = 1, \dots, n$. Since $z_i b_i (I_{\theta|\zeta}^*)^{-1/2}$ are conditionally independent sub-exponential

random variables, their moments are finite. Applying Berry-Esseen Theorem and Slutsky's Theorem, we have

$$\frac{1}{n} \sum_{i=1}^n (\boldsymbol{\tau}^*)^\top \dot{\mathbf{Z}}_i [-y_i + b' \{(\boldsymbol{\eta}^*)^\top \dot{\mathbf{Z}}_i\}] (I_{\theta|\boldsymbol{\zeta}}^*)^{-1/2} \rightarrow_d N(0, 1).$$

This completes the proof of central limit theorem for the score function.

E.7 Proof of Lemma 7

In this proof, we will show the partial information

$$I_{\theta|\boldsymbol{\zeta}}^* = E[b'' \{(\boldsymbol{\eta}^*)^\top \mathbf{Z}_i\} D_i \{D_i - (\mathbf{w}^*)^\top \mathbf{M}_i\}],$$

is consistently estimated by

$$\hat{I}_{\theta|\boldsymbol{\zeta}} = \frac{1}{n} \sum_{i=1}^n b''(\hat{\boldsymbol{\eta}}^\top \dot{\mathbf{Z}}_i) D_i (D_i - \hat{\mathbf{w}}^\top \dot{\mathbf{M}}_i).$$

To see this, we write the difference between them as

$$\begin{aligned} \hat{I}_{\theta|\boldsymbol{\zeta}} - I_{\theta|\boldsymbol{\zeta}}^* &= \frac{1}{n} \sum_{i=1}^n b''(\hat{\boldsymbol{\eta}}^\top \dot{\mathbf{Z}}_i) D_i^2 - E[b'' \{(\boldsymbol{\eta}^*)^\top \mathbf{Z}_i\} D_i^2] \\ &\quad + \frac{1}{n} \sum_{i=1}^n b''(\hat{\boldsymbol{\eta}}^\top \dot{\mathbf{Z}}_i) \hat{\mathbf{w}}^\top \dot{\mathbf{M}}_i D_i - E[b'' \{(\boldsymbol{\eta}^*)^\top \mathbf{Z}_i\} (\mathbf{w}^*)^\top \mathbf{M}_i D_i] \\ &= L_1 + L_2. \end{aligned}$$

For L_1 , we decompose it into

$$\begin{aligned} L_1 &= \frac{1}{n} \sum_{i=1}^n b''(\hat{\boldsymbol{\eta}}^\top \dot{\mathbf{Z}}_i) D_i^2 - E[b'' \{(\boldsymbol{\eta}^*)^\top \mathbf{Z}_i\} D_i^2] \\ &= \frac{1}{n} \sum_{i=1}^n b'' \{(\boldsymbol{\eta}^*)^\top \dot{\mathbf{Z}}_i\} D_i^2 - E[b'' \{(\boldsymbol{\eta}^*)^\top \mathbf{Z}_i\} D_i^2] \\ &\quad + \frac{1}{n} \sum_{i=1}^n [b''(\hat{\boldsymbol{\eta}}^\top \dot{\mathbf{Z}}_i) - b'' \{(\boldsymbol{\eta}^*)^\top \dot{\mathbf{Z}}_i\}] D_i^2 \\ &= L_{11} + L_{12}. \end{aligned}$$

From Lemma 1, for any $\epsilon, L > 0$, there exist $N_{\epsilon, L} > 0$ such that $\text{pr}(\max_{i=1, \dots, n} \|\hat{\mathbf{U}}_i\|_\infty \leq$

$MK^{3/2} + L) > 1 - \epsilon$ for $n > N_{\epsilon, L}$. Conditioned on the event $\mathcal{E} = \{\max_{i=1, \dots, n} \|\widehat{\mathbf{U}}_i\|_\infty \leq \widetilde{M}\}$ at $\widetilde{M} = MK^{3/2} + L$ and combined with (39) in proof of Lemma 2, we have $|b''\{(\boldsymbol{\eta}^*)^\top \dot{\mathbf{Z}}_i\}| \leq B^2 s_{\eta^*} \|\boldsymbol{\eta}^*\|_\infty (\widetilde{M} + M) + B$. From Assumption 2, we have $0 \leq b''\{(\boldsymbol{\eta}^*)^\top \mathbf{Z}_i\} \leq B$ and $|D_i| \leq M$. Hence $|b''\{(\boldsymbol{\eta}^*)^\top \dot{\mathbf{Z}}_i\} D_i^2 - E[b''\{(\boldsymbol{\eta}^*)^\top \mathbf{Z}_i\} D_i^2]| \leq M^2 \{B^2 s_{\eta^*} \|\boldsymbol{\eta}^*\|_\infty (\widetilde{M} + M) + 2B\}$. Denote $M_3 = M^2 \{B^2 s_{\eta^*} \|\boldsymbol{\eta}^*\|_\infty (\widetilde{M} + M) + 2B\}$. By Bernstein Inequality,

$$\text{pr} \left(\frac{1}{n} \sum_{i=1}^n |b''\{(\boldsymbol{\eta}^*)^\top \dot{\mathbf{Z}}_i\} D_i^2 - E[b''\{(\boldsymbol{\eta}^*)^\top \mathbf{Z}_i\} D_i^2]| \geq t \right) \leq 2 \exp \left\{ -\widetilde{M}'' \min \left(\frac{t^2}{M_3^2}, \frac{t}{M_3} \right) n \right\}.$$

At $t = M_3 n^{-1/2}$, the inequality

$$L_{11} \lesssim s_{\eta^*} n^{-1/2} \quad (48)$$

holds with probability tending to 1.

For L_{12} , from Assumption 2 that $|b''(t_1) - b''(t)| \leq B|t_1 - t|b''(t)$ with $t_1 = \widehat{\boldsymbol{\eta}}^\top \dot{\mathbf{Z}}_i$ and $t = (\boldsymbol{\eta}^*)^\top \dot{\mathbf{Z}}_i$, we have

$$\begin{aligned} L_{12} &= \frac{1}{n} \sum_{i=1}^n [b''(\widehat{\boldsymbol{\eta}}^\top \dot{\mathbf{Z}}_i) - b''\{(\boldsymbol{\eta}^*)^\top \dot{\mathbf{Z}}_i\}] D_i^2 \\ &\leq \frac{1}{n} \sum_{i=1}^n B b''\{(\boldsymbol{\eta}^*)^\top \dot{\mathbf{Z}}_i\} |(\widehat{\boldsymbol{\eta}} - \boldsymbol{\eta}^*)^\top \dot{\mathbf{Z}}_i| D_i^2 \\ &\leq \left[\frac{1}{n} \sum_{i=1}^n b''\{(\boldsymbol{\eta}^*)^\top \dot{\mathbf{Z}}_i\} \{(\widehat{\boldsymbol{\eta}} - \boldsymbol{\eta}^*)^\top \dot{\mathbf{Z}}_i\}^2 \right]^{1/2} \left[\frac{1}{n} \sum_{i=1}^n b''\{(\boldsymbol{\eta}^*)^\top \dot{\mathbf{Z}}_i\} D_i^4 \right]^{1/2} \end{aligned} \quad (49)$$

$$\lesssim \left(\frac{s_{\eta^*}^3 \log p}{n} \right)^{1/2} \left(\frac{s_{\eta^*}}{n^{1/2}} \right)^{1/2} \quad (50)$$

$$\lesssim s_{\eta^*}^2 \left(\frac{\log p}{n^{3/2}} \right)^{1/2} \quad (51)$$

where (49) is by Cauchy-Schwarz inequality. And the inequality (50) is from the result (13) in Lemma 4 and from similar arguments to bound L_{11} as in (48).

For I_2 , we decompose it into

$$\begin{aligned}
L_2 &= \frac{1}{n} \sum_{i=1}^n b''(\widehat{\boldsymbol{\eta}}^\top \dot{\mathbf{Z}}_i) \widehat{\mathbf{w}}^\top \dot{\mathbf{M}}_i D_i - E[b''\{(\boldsymbol{\eta}^*)^\top \dot{\mathbf{Z}}_i\}(\mathbf{w}^*)^\top \dot{\mathbf{M}}_i D_i] \\
&= \frac{1}{n} \sum_{i=1}^n b''(\widehat{\boldsymbol{\eta}}^\top \dot{\mathbf{Z}}_i) (\widehat{\mathbf{w}} - \mathbf{w}^*)^\top \dot{\mathbf{M}}_i D_i \\
&\quad + \frac{1}{n} \sum_{i=1}^n [b''(\widehat{\boldsymbol{\eta}}^\top \dot{\mathbf{Z}}_i) - b''\{(\boldsymbol{\eta}^*)^\top \dot{\mathbf{Z}}_i\}] (\mathbf{w}^*)^\top \dot{\mathbf{M}}_i D_i \\
&\quad + \frac{1}{n} \sum_{i=1}^n b''\{(\boldsymbol{\eta}^*)^\top \dot{\mathbf{Z}}_i\} (\mathbf{w}^*)^\top \dot{\mathbf{M}}_i D_i - E[b''\{(\boldsymbol{\eta}^*)^\top \dot{\mathbf{Z}}_i\} (\mathbf{w}^*)^\top \dot{\mathbf{M}}_i D_i] \\
&= L_{21} + L_{22} + L_{23}.
\end{aligned}$$

We apply Hölder's inequality on L_{21} and get

$$\begin{aligned}
L_{21} &= \frac{1}{n} \sum_{i=1}^n b''(\widehat{\boldsymbol{\eta}}^\top \dot{\mathbf{Z}}_i) (\widehat{\mathbf{w}} - \mathbf{w}^*)^\top \dot{\mathbf{M}}_i D_i \\
&\leq \left[\frac{1}{n} \sum_{i=1}^n b''(\widehat{\boldsymbol{\eta}}^\top \dot{\mathbf{Z}}_i) \{(\widehat{\mathbf{w}} - \mathbf{w}^*)^\top \dot{\mathbf{M}}_i\}^2 \right]^{1/2} \left\{ \frac{1}{n} \sum_{i=1}^n b''(\widehat{\boldsymbol{\eta}}^\top \dot{\mathbf{Z}}_i) D_i^2 \right\}^{1/2} \\
&\lesssim \left\{ \frac{(s_{\eta^*}^3 \vee s_{w^*}^3) \log p}{n} \right\}^{1/2} s_{\eta^*} \left(\frac{\log p}{n^{3/2}} \right)^{1/4} \tag{52}
\end{aligned}$$

$$\lesssim (s_{\eta^*}^{5/2} \vee s_{w^*}^{5/2}) \frac{(\log p)^{3/4}}{n^{11/8}} \tag{53}$$

where the inequality (52) is from the equation (14) in Lemma 4 that $n^{-1} \sum_{i=1}^n b''\{\widehat{\boldsymbol{\eta}}^\top \dot{\mathbf{Z}}_i\} \{\dot{\mathbf{M}}_i^\top (\widehat{\mathbf{w}} - \mathbf{w}^*)\}^2 \lesssim n^{-1} (s_{\eta^*}^3 \vee s_{w^*}^3) \log p$ and from similar arguments as in bounding L_{12} .

For L_{22} , we apply Assumption 2(3) that $|b''(t_1) - b''(t)| \leq B|t_1 - t|b''(t)$ with $t_1 = \widehat{\boldsymbol{\eta}}^\top \dot{\mathbf{Z}}_i$

and $t = (\boldsymbol{\eta}^*)^\top \dot{\mathbf{Z}}_i$. Then we apply Hölder's inequality and have

$$\begin{aligned}
L_{22} &= \frac{1}{n} \sum_{i=1}^n [b''(\hat{\boldsymbol{\eta}}^\top \dot{\mathbf{Z}}_i) - b''\{(\boldsymbol{\eta}^*)^\top \dot{\mathbf{Z}}_i\}] (\mathbf{w}^*)^\top \dot{\mathbf{M}}_i D_i \\
&\leq \frac{1}{n} \sum_{i=1}^n b''\{(\boldsymbol{\eta}^*)^\top \dot{\mathbf{Z}}_i\} (\hat{\boldsymbol{\eta}} - \boldsymbol{\eta}^*)^\top \dot{\mathbf{Z}}_i (\mathbf{w}^*)^\top \dot{\mathbf{M}}_i D_i \\
&\leq \left[\frac{1}{n} \sum_{i=1}^n b''\{(\boldsymbol{\eta}^*)^\top \dot{\mathbf{Z}}_i\} \{(\hat{\boldsymbol{\eta}} - \boldsymbol{\eta}^*)^\top \dot{\mathbf{Z}}_i\}^2 \right]^{1/2} \left[\frac{1}{n} \sum_{i=1}^n b''\{(\boldsymbol{\eta}^*)^\top \dot{\mathbf{Z}}_i\} \{(\mathbf{w}^*)^\top \dot{\mathbf{M}}_i\}^2 D_i^2 \right]^{1/2} \\
&\lesssim \left(\frac{s_{\eta^*}^3 \log p}{n} \right)^{1/2} \left(\frac{s_{\eta^*}}{n^{1/2}} \right)^{1/2} \tag{54}
\end{aligned}$$

$$\lesssim s_{\eta^*}^2 \frac{(\log p)^{1/2}}{n^{3/4}} \tag{55}$$

where the inequality (54) is from the results (13) in Lemma 4 and from similar arguments as in bounding L_{11} .

For L_{23} , we follow the similar arguments in bounding L_{11} and get

$$L_{23} = \frac{1}{n} \sum_{i=1}^n b''\{(\boldsymbol{\eta}^*)^\top \dot{\mathbf{Z}}_i\} (\mathbf{w}^*)^\top \dot{\mathbf{M}}_i D_i - E[b''\{(\boldsymbol{\eta}^*)^\top \dot{\mathbf{Z}}_i\} (\mathbf{w}^*)^\top \dot{\mathbf{M}}_i D_i] \lesssim s_{\eta^*} n^{-1/2}. \tag{56}$$

Combining (48), (51), (53), (55), (56) and under the condition that $n, p \rightarrow \infty$, $p^{1/2}/n \rightarrow 0$ and $n^{-1/2}(s_{\mathbf{w}^*}^3 \vee s_{\eta^*}^3) \log p = o_p(1)$, we have

$$\hat{I}_{\theta|\zeta} - I_{\theta|\zeta}^* = o_p(1).$$

References

- J. L. Ather and M. E. Poynter. Serum Amyloid A3 is required for normal weight and immunometabolic function in mice. *PLOS ONE*, 13(2):1–14, 02 2018.
- F. Bach. Self-concordant analysis for logistic regression. *Electronic Journal of Statistics*, 4: 384–414, 2010.
- J. Bai and K. Li. Statistical analysis of factor models of high dimension. *The Annals of Statistics*, 40(1):436–465, 02 2012. doi: 10.1214/11-AOS966.

- J. Bai and S. Ng. Confidence intervals for diffusion index forecasts and inference for factor-augmented regressions. *Econometrica*, 74(4):1133–1150, 2006.
- A. Belloni, D. Chen, V. Chernozhukov, and C. Hansen. Sparse models and methods for optimal instruments with an application to eminent domain. *Econometrica*, 80(6):2369–2429, 2012.
- A. Belloni, V. Chernozhukov, and x. Hansen. Inference on treatment effects after selection among high-dimensional controls. *The Review of Economic Studies*, 81(2):608–650, 11 2014. ISSN 0034-6527.
- P. Bühlmann, M. Kalisch, and L. Meier. High-dimensional statistics with a view toward applications in biology. *Annual Review of Statistics and Its Application*, 1(1):255–278, 2014.
- S. Burgess, D. S. Small, and S. G. Thompson. A review of instrumental variable estimators for mendelian randomization. *Statistical Methods in Medical Research*, 26(5):2333–2355, 2017.
- T. T. Cai, Z. Guo, and R. Ma. Statistical inference for high-dimensional generalized linear models with binary outcomes. *Journal of the American Statistical Association*, *in press*, 2021.
- D. Cévid, P. Bühlmann, and N. Meinshausen. Spectral deconfounding via perturbed sparse linear models. *Journal of Machine Learning Research*, 21(232):1–41, 2020.
- Y. Chen, X. Li, and S. Zhang. Structured latent factor analysis for large-scale data: Identifiability, estimability, and their implications. *Journal of the American Statistical Association*, 115(532):1756–1770, 2020.
- V. Chernozhukov, D. Chetverikov, M. Demirer, E. Duflo, C. Hansen, W. Newey, and J. Robins. Double/debiased machine learning for treatment and structural parameters. *The Econometrics Journal*, 21(1):C1–C68, 01 2018.
- A. Dinno. Exploring the sensitivity of horn’s parallel analysis to the distributional form of random data. *Multivariate Behavioral Research*, 44(3):362–388, 05 2009.
- J. Fan, F. Han, and H. Liu. Challenges of Big Data analysis. *National Science Review*, 1(2): 293–314, 2014.

- J. Fan, Y. Ke, and K. Wang. Factor-adjusted regularized model selection. *Journal of Econometrics*, 216(1):71–85, 2020.
- J. Fan, Z. Lou, and M. Yu. Are latent factor regression and sparse regression adequate? *arXiv preprint arXiv:2203.01219*, 2022.
- Z. Fewell, G. Davey Smith, and J. A. C. Sterne. The Impact of Residual and Unmeasured Confounding in Epidemiologic Studies: A Simulation Study. *American Journal of Epidemiology*, 166(6):646–655, 07 2007.
- J. Gagnon-Bartsch and T. Speed. Using control genes to correct for unwanted variation in microarray data. *Biostatistics (Oxford, England)*, 13:539–52, 11 2011.
- Z. Guo, H. Kang, T. T. Cai, and D. S. Small. Confidence intervals for causal effects with invalid instruments by using two-stage hard thresholding with voting. *Journal of the Royal Statistical Society Series B*, 80(4):793–815, 2018.
- Z. Guo, D. Cévid, and P. Bühlmann. Doubly debiased lasso: High-dimensional inference under hidden confounding. *The Annals of Statistics*, in press, 2022.
- J. L. Horn. A rationale and test for the number of factors in factor analysis. *Psychometrika*, 30(2):179–185, 1965.
- J.-S. Jang, J.-H. Lee, N.-C. Jung, S.-Y. Choi, S.-Y. Park, J.-Y. Yoo, J.-Y. Song, H. G. Seo, H. S. Lee, and D.-S. Lim. RSAD2 is necessary for mouse dendritic cell maturation via the IRF7-mediated signaling pathway. *Cell Death & Disease*, 9(8):823, 2018.
- A. Javanmard and A. Montanari. Confidence intervals and hypothesis testing for high-dimensional regression. *Journal of Machine Learning Research*, 15(1):2869–2909, 2014.
- H. Kang, A. Zhang, T. T. Cai, and D. S. Small. Instrumental variables estimation with some invalid instruments and its application to mendelian randomization. *Journal of the American Statistical Association*, 111(513):132–144, 2016.
- C. Lazar, S. Meganck, J. Taminau, D. Steenhoff, A. Coletta, C. Molter, D. Y. Weiss-Solís, R. Duque, H. Bersini, and A. Nowé. Batch effect removal methods for microarray gene expression data integration: a survey. *Briefings in Bioinformatics*, 14(4):469–490, 2013.
- W. Lin and J. Lv. High-dimensional sparse additive hazards regression. *Journal of the American Statistical Association*, 108(501):247–264, 2013.

- J. Listgarten, C. Kadie, E. E. Schadt, and D. Heckerman. Correction for hidden confounders in the genetic analysis of gene expression. *Proceedings of the National Academy of Sciences*, 107(38):16465–16470, 2010.
- W. Liu, H. Lin, S. Zheng, and J. Liu. Generalized factor model for ultra-high dimensional correlated variables with mixed types. *Journal of the American Statistical Association*, in press, 2022.
- P.-L. Loh and M. J. Wainwright. Regularized M-estimators with nonconvexity: Statistical and algorithmic theory for local optima. *Journal of Machine Learning Research*, 16(19):559–616, 2015.
- R. Ma, T. T. Cai, and H. Li. Global and simultaneous hypothesis testing for high-dimensional logistic regression models. *Journal of the American Statistical Association*, 116(534):984–998, 2021.
- J. Müller-Berghaus, K. Kern, A. Paschen, X. D. Nguyen, H. Klüter, G. Morahan, and D. Schadendorf. Deficient IL-12p70 secretion by dendritic cells based on IL12B promoter genotype. *Genes & Immunity*, 5(5):431–434, 2004.
- A. Nemetz, M. P. Nosti-Escanilla, T. Molnár, A. Köpe, Á. Kovács, J. Fehér, Z. Tulassay, F. Nagy, M. A. García-González, and A. S. Peña. IL1B gene polymorphisms influence the course and severity of inflammatory bowel disease. *Immunogenetics*, 49(6):527–531, 1999.
- Y. Ning and H. Liu. A general theory of hypothesis tests and confidence regions for sparse high dimensional models. *The Annals of Statistics*, 45(1):158–195, 2017.
- D. Paul, E. Bair, T. Hastie, and R. Tibshirani. “Preconditioning” for feature selection and regression in high-dimensional problems. *The Annals of Statistics*, 36(4):1595–1618, 2008.
- J. Peng, J. Zhu, A. Bergamaschi, W. Han, D.-Y. Noh, J. R. Pollack, and P. Wang. Regularized multivariate regression for identifying master predictors with application to integrative genomics study of breast cancer. *The Annals of Applied Statistics*, 4(1):53–77, 2010. ISSN 19326157, 19417330.
- A. L. Price, N. J. Patterson, R. M. Plenge, M. E. Weinblatt, N. A. Shadick, and D. Reich. Principal components analysis corrects for stratification in genome-wide association studies. *Nature Genetics*, 38(8):904–909, 2006.

- Z. Ren, T. Sun, C.-H. Zhang, and H. H. Zhou. Asymptotic normality and optimalities in estimation of large Gaussian graphical models. *The Annals of Statistics*, 43(3):991–1026, 2015.
- A. K. Shalek, R. Satija, J. Shuga, J. J. Trombetta, D. Gennert, D. Lu, P. Chen, R. S. Gertner, J. T. Gaublot, N. Yosef, S. Schwartz, B. Fowler, S. Weaver, J. Wang, X. Wang, R. Ding, R. Raychowdhury, N. Friedman, N. Hacohen, H. Park, A. P. May, and A. Regev. Single-cell rna-seq reveals dynamic paracrine control of cellular variation. *Nature*, 510(7505):363–369, 2014.
- C. Shi, R. Song, W. Lu, and R. Li. Statistical inference for high-dimensional models via recursive online-score estimation. *Journal of the American Statistical Association*, 116(535):1307–1318, 2021.
- R. Tibshirani. Regression shrinkage and selection via the lasso. *Journal of the Royal Statistical Society. Series B (Methodological)*, 58(1):267–288, 1996.
- Y. Toyoshima, H. Kitamura, H. Xiang, Y. Ohno, S. Homma, H. Kawamura, N. Takahashi, T. Kamiyama, M. Tanino, and A. Taketomi. IL6 modulates the immune status of the tumor microenvironment to facilitate metastatic colonization of colorectal cancer cells. *Cancer Immunology Research*, 7(12):1944–1957, 12 2019.
- S. van de Geer, P. Bühlmann, Y. Ritov, and R. Dezeure. On asymptotically optimal confidence regions and tests for high-dimensional models. *The Annals of Statistics*, 42(3):1166–1202, 2014.
- M. J. Wainwright. *High-Dimensional Statistics: A Non-Asymptotic Viewpoint*. Cambridge University Press, 2019.
- J. Wang, Q. Zhao, T. Hastie, and A. B. Owen. Confounder adjustment in multiple hypothesis testing. *The Annals of Statistics*, 45(5):1863–1894, 2017.
- Y. Wang and D. M. Blei. The blessings of multiple causes. *Journal of the American Statistical Association*, 114(528):1574–1596, 2019.
- F. Windmeijer, H. Farbmacher, N. Davies, and G. D. Smith. On the use of the lasso for instrumental variables estimation with some invalid instruments. *Journal of the American Statistical Association*, 114(527):1339–1350, 2019.

- C.-H. Zhang and S. S. Zhang. Confidence intervals for low dimensional parameters in high dimensional linear models. *Journal of the Royal Statistical Society. Series B (Statistical Methodology)*, 76(1):217–242, 2014. ISSN 13697412, 14679868.
- Y. Zhu, X. Shen, and W. Pan. On high-dimensional constrained maximum likelihood inference. *Journal of the American Statistical Association*, 115(529):217–230, 2020.