

An extension of the Unified Skew-Normal family of distributions and application to Bayesian binary regression

Paolo Onorati

Sapienza University of Rome, p.onorati@uniroma1.it

Brunero Liseo

Sapienza University of Rome, brunero.liseo@uniroma1.it

Abstract

We consider the general problem of Bayesian binary regression with a large number of covariates. We introduce a new class of distributions, the Perturbed Unified Skew Normal (PSUN), which generalizes the SUN class and we show that the new class is conjugate to any binary regression model, provided that the link function may be expressed as a scale mixture of Gaussian densities. We discuss in detail the probit and logistic cases. The proposed methodology, based on a straightforward Gibbs sampler algorithm, can be always applied. In particular, in the $p > n$ case, it shows better performances both in terms of mixing and accuracy, compared to the existing methods.

Gibbs sampler; Kolmogorov distribution; Logistic regression

1 Introduction

Binary regression is among the most popular and routinely used statistical methods in applied science. Standard Bayesian approaches and off-the-shelf packages are today available, see for example the R suites `brms` or `rstanarms`. However, there is no general consensus on the choice of prior distributions and on how to select among different link function.

A remarkable contribution in this direction has been provided by Durante [2019] who shows that the SUN family of densities [Arellano-Valle and Azzalini, 2006] can be used as a conjugate prior for the the probit regression model, that is the posterior distribution of the regression coefficients in a probit setting still belongs to the SUN family. Durante [2019] himself provides methods for efficiently sampling from the SUN distribution. His methodology is particularly useful in the case when $p \gg n$.

The SUN (Unified Skew-Normal) family of densities has been introduced by Arellano-Valle and Azzalini [2006], who review and classify the various generalisations of the multivariate normal distribution appeared in the literature.

Following this line of research, we introduce a larger class of distributions, namely the *perturbed SUN* ($pSUN$ hereafter) family, which is obtained by replacing the two Gaussian laws appearing in the SUN definition with two scale mixtures of Gaussian distributions. This double scaling produces a larger class of densities which can be particularly useful in Bayesian binary regression.

Even though our results are quite general, at least in theory, here we concentrate on the logistic regression, which is by far the most popular regression model for binary outcomes in applied science. The mathematical background of our paper is based on old results obtained by Andrews and Mallows [1974] and Stefanski [1991] who both showed that the logistic distribution can be represented as a scale mixture of Gaussian distributions, when the mixing density is strictly related to a Kolmogorov distribution.

There have been already many attempts to apply a missing-data strategy - similar to the probit model - in the logit case (e.g. Holmes and Held [2006], Fruhwirth-Schnatter and Fruhwirth [2010], Gramacy and Polson [2012]). Polson et al. [2013] exploit the use of the representation of the logistic function in terms of a mixture of normal with a Polya-Gamma mixing density. Their approach produces an exact and simple method for generating from the posterior distribution of the parameters in a logistic regression.

In the paper we will introduce a new algorithm for simulating values from a $pSUN$ distribution. The algorithm is based on a block Gibbs sampler, although, under special circumstances, it is also possible to obtain independent draws from the posterior distribution.

Results are presented in terms of an extensive simulation study and the use of two real data sets, already discussed in related literature. Simulations and real data problems are presented using different priors within the same large $pSUN$ family.

The gist of the our paper is to provide a general tool for Bayesian binary regression, able to work with a large family of link functions. In terms of comparative efficiency with alternative approaches we must say that

1. In simple logit models, with $n > p$ our method is comparable with the one proposed by Holmes and Held [2006] and it is second to the Polya-Gamma method described in Polson et al. [2013], although the distance decreases as p gets large. In any case, inspection of the autocorrelation functions of the posterior chains always reveals a better mixing of our method. When $n << p$, our method is extremely efficient and often superior both in terms of speed, mixing and potential applicability.
2. Our method is a direct generalization of Durante's one. It is typically slower since it requires a Gibbs algorithm, due to the presence of two scale mixtures of Gaussians. However it is more general and it naturally allows the use of objective and/or weakly informative priors on the hyperparameters.

2 The perturbed SUN distribution

Arellano-Valle and Azzalini [2006] introduce the Unified Skew-Normal (SUN) class of densities which includes many of the several proposals appeared in the literature. It is based on the introduction of a given number m of latent variables; a d -dimensional random vector Y is said to have a SUN distribution, i.e.

$$Y \sim \text{SUN}_{d,m}(\tau, \Delta, \Gamma, \xi, \Omega)$$

if its density function is

$$f_Y(y) = \phi_\Omega(y - \xi) \frac{\Phi_{\Gamma - \Delta' \bar{\Omega}^{-1} \Delta}(\tau + \Delta' \bar{\Omega}^{-1} \text{diag}^{-\frac{1}{2}}(\Omega)(y - \xi))}{\Phi_\Gamma(\tau)},$$

where $\xi \in \mathbb{R}^d$, $\tau \in \mathbb{R}^m$, Γ is a m -correlation matrix, Ω is a d -covariance matrix, Δ is $d \times m$ matrix and $\bar{\Omega} = \text{diag}^{-\frac{1}{2}}(\Omega) \Omega \text{diag}^{-\frac{1}{2}}(\Omega)$. It is also useful to provide a stochastic representation of a SUN random vector as $Y = \xi + \text{diag}^{1/2}(\Omega)Z | (U + \tau > 0)$, where

$$\begin{bmatrix} Z \\ U \end{bmatrix} \sim N_{d+m} \left(\begin{bmatrix} 0 \\ 0 \end{bmatrix}, \begin{bmatrix} \bar{\Omega} & \Delta \\ \Delta' & \Gamma \end{bmatrix} \right)$$

We introduce a generalization of the above family by assuming that Z is a scale mixtures of Gaussian distributions and U is a linear combination of Z and another random vector with a scale mixture of Gaussians density. For the sake of clarity we start from a slightly different parametrization of the SUN family, namely

$$Y = \xi + \text{diag}^{\frac{1}{2}}(\Omega)Z | (T \leq AZ + b), \quad (1)$$

where $A \in \mathbb{R}^{d \times m}$, $b \in \mathbb{R}^m$. This way, the conditioning latent vector T has a distribution independent of Z and $T \sim N_m(0, \Theta)$, with

$$\Theta = \text{diag}^{-\frac{1}{2}}(\Gamma - \Delta' \bar{\Omega}^{-1} \Delta) (\Gamma - \Delta' \bar{\Omega}^{-1} \Delta) \text{diag}^{-\frac{1}{2}}(\Gamma - \Delta' \bar{\Omega}^{-1} \Delta),$$

$$A = \text{diag}^{-\frac{1}{2}}(\Gamma - \Delta' \bar{\Omega}^{-1} \Delta) \Delta' \bar{\Omega}^{-1}$$

and

$$b = \text{diag}^{-\frac{1}{2}}(\Gamma - \Delta' \bar{\Omega}^{-1} \Delta) \tau.$$

Let V and W be an m -dimensional and a d -dimensional random vectors, respectively, both defined on their positive orthant. With a little abuse of notation, for a generic d -dimensional vector H , let $\text{diag}(H)$ be the d -dimensional diagonal matrix with same entries as H . Assume that $Z = \text{diag}^{1/2}(W)R$, and $T = \text{diag}^{1/2}(V)S$, where

$$\begin{aligned} V &\sim Q_V(\cdot) \quad \perp\!\!\!\perp \quad S \sim N_m(0, \Theta), \\ W &\sim Q_W(\cdot) \quad \perp\!\!\!\perp \quad R \sim N_d(0, \bar{\Omega}), \end{aligned}$$

the pSUN class of distributions can then be defined as the expression (1) with the above assumptions on Z and T . We will denote the pSUN family with the following notation

$$pSUN_{d,m}(Q_V, \Theta, A, b, Q_W, \Omega, \xi).$$

Although a closed form expression of a pSUN density is available (see expression (2)), its direct use is often computational expensive. Moreover, from a statistical perspective, the pSUN family is not identifiable, without imposing restrictions on the nature of $Q_V(\cdot)$ and $Q_W(\cdot)$. The next theorem provides the density of a general pSUN random vector.

Theorem 1 *Let $Y \sim pSUN_{d,m}(Q_V, \Theta, A, b, Q_W, \Omega, \xi)$. Let ϕ_Σ and Φ_Σ be the density and the CDF of a centred Gaussian random vector with covariance matrix Σ . Then the density of Y can be written as*

$$f_Y(y) = \phi_{\Omega, Q_W}(y - \xi) \frac{\Phi_{\Theta, Q_V} \left(A \text{diag}^{-\frac{1}{2}}(\Omega)(y - \xi) + b \right)}{\Psi_{Q_V, \Theta, A, Q_W, \Omega}(b)}, \quad (2)$$

where, for a generic covariance matrix Σ and a cdf Q we have set

$$\begin{aligned}\phi_{\Sigma,Q}(u) &= \int_{\mathbb{R}^d} \prod_{i=1}^d \left(W_i^{-\frac{1}{2}}\right) \phi_{\Sigma} \left(\text{diag}^{-\frac{1}{2}}(W) u\right) dQ(W), \\ \Phi_{\Sigma,Q}(u) &= \int_{\mathbb{R}^d} \Phi_{\Sigma} \left(\text{diag}^{-\frac{1}{2}}(W) u\right) dQ(W),\end{aligned}$$

and

$$\Psi_{Q_V, \Theta, A, Q_W, \bar{\Omega}}(b) = P(T - AZ \leq b), \quad T \sim \Phi_{\Theta, Q_V}(\cdot) \perp\!\!\!\perp Z \sim \Phi_{\bar{\Omega}, Q_W}(\cdot). \quad (3)$$

Proof. It is straightforward to see that the densities of $Z = \text{diag}^{1/2}(W)R$ and $T = \text{diag}^{1/2}(V)S$ are, respectively,

$$f_Z(u) = \phi_{\bar{\Omega}, Q_W}(u); \quad f_T(u) = \phi_{\Theta, Q_V}(u).$$

Let $Y_0 = Z|(T \leq AZ + b)$; the density of Y_0 can be written as

$$\begin{aligned}f_{Y_0}(y) &= f_Z(y|T \leq AZ + b) \\ &= f_Z(y) \frac{P(T \leq AZ + b|Z = y)}{P(T \leq AZ + b)} \\ &= \phi_{\bar{\Omega}, Q_W}(y) \frac{\Phi_{\Theta, Q_V}(Ay + b)}{\Psi_{Q_V, \Theta, A, Q_W, \bar{\Omega}}(b)}.\end{aligned}$$

However $Y = \xi + \text{diag}^{1/2}(\Omega)Y_0$, then

$$\begin{aligned}f_Y(y) &= \det \left(\text{diag}^{-\frac{1}{2}}(\Omega) \right) f_{Y_0} \left(\text{diag}^{-\frac{1}{2}}(\Omega)(y - \xi) \right) = \\ &= \prod_{i=1}^d \left(\Omega_{ii}^{-\frac{1}{2}} \right) \phi_{\bar{\Omega}, Q_W} \left(\text{diag}^{-\frac{1}{2}}(\Omega)(y - \xi) \right) \frac{\Phi_{\Theta, Q_V} \left(A \text{diag}^{-\frac{1}{2}}(\Omega)(y - \xi) + b \right)}{\Psi_{Q_V, \Theta, A, Q_W, \bar{\Omega}}(b)} = \\ &= \phi_{\Omega, Q_W}(y - \xi) \frac{\Phi_{\Theta, Q_V} \left(A \text{diag}^{-\frac{1}{2}}(\Omega)(y - \xi) + b \right)}{\Psi_{Q_V, \Theta, A, Q_W, \bar{\Omega}}(b)}.\end{aligned}$$

One can also obtain a simple expression for the moment generating function (MGF) of a pSUN distribution, providing that there exists the MGF of Z .

Theorem 2 Let $Y \sim pSUN_{d,m}(Q_V, \Theta, A, b, Q_W, \Omega, \xi)$. Let $M_Z(u)$ be MGF of $Z \sim \Phi_{\bar{\Omega}, Q_W}(\cdot)$. Then the MGF of Y can be written as

$$M_Y(u) = e^{u'\xi} M_Z \left(\text{diag}^{\frac{1}{2}}(\Omega)u \right) \frac{\tilde{\Psi}_{Q_V, \Theta, A, Q_W, \bar{\Omega}} \left(b, \text{diag}^{\frac{1}{2}}(\Omega)u \right)}{\Psi_{Q_V, \Theta, A, Q_W, \bar{\Omega}}(b)},$$

where we have denoted

$$\tilde{\Psi}_{Q_V, \Theta, A, Q_W, \bar{\Omega}}(b, k) = P(T - A\tilde{Z}_k \leq b)$$

with $T \sim \Phi_{\Theta, Q_V}(\cdot) \perp\!\!\!\perp \tilde{Z}_k$, and \tilde{Z}_k is the k -tilted distribution [Siegmund, 1976] of $Z \sim \Phi_{\bar{\Omega}, Q_W}(\cdot)$ that is

$$f_{\tilde{Z}_k}(x) = \frac{e^{k'x} f_Z(x)}{M_Z(k)}.$$

Proof. Let $Y_0 = Z|T \leq AZ + b$. Then

$$\begin{aligned}
M_{Y_0}(u) &= E(e^{u'Y_0}) \\
&= \int_{\mathbb{R}^d} e^{u'x} \phi_{\bar{\Omega}, Q_W}(x) \frac{\Phi_{\Theta, Q_V}(Ax + b)}{\Psi_{Q_V, \Theta, A, Q_W, \bar{\Omega}}(b)} dx_1 dx_2 \cdots dx_d \\
&= \frac{M_Z(u)}{\Psi_{Q_V, \Theta, A, Q_W, \bar{\Omega}}(b)} \int_{\mathbb{R}^d} \frac{e^{u'x} \phi_{\bar{\Omega}, Q_W}(x)}{M_Z(u)} \Phi_{\Theta, Q_V}(Ax + b) dx_1 dx_2 \cdots dx_d \\
&= \frac{M_Z(u)}{\Psi_{Q_V, \Theta, A, Q_W, \bar{\Omega}}(b)} E\left(P\left(T - A\tilde{Z}_u \leq b | \tilde{Z}_u\right)\right) \\
&= M_Z(u) \frac{\tilde{\Psi}_{Q_V, \Theta, A, Q_W, \bar{\Omega}}(b, u)}{\Psi_{Q_V, \Theta, A, Q_W, \bar{\Omega}}(b)}.
\end{aligned}$$

Since $Y = \xi + \text{diag}^{\frac{1}{2}}(\Omega)Y_0$,

$$M_Y(u) = e^{u'\xi} M_Z\left(\text{diag}^{\frac{1}{2}}(\Omega)u\right) \frac{\tilde{\Psi}_{Q_V, \Theta, A, Q_W, \bar{\Omega}}\left(b, \text{diag}^{\frac{1}{2}}(\Omega)u\right)}{\Psi_{Q_V, \Theta, A, Q_W, \bar{\Omega}}(b)}.$$

2.1 Sampling from a pSUN distribution

From the definition of pSUN, it is apparent that if $Y \sim pSUN_{d,m}(Q_V, \Theta, A, b, Q_W, \Omega, \xi)$ then $Y|(W, V) \sim SUN_{d,m}(\tau_0, \Delta_0, \Gamma_0, \xi, \Omega_0)$, where

$$\begin{aligned}
\tau_0 &= \text{diag}^{-\frac{1}{2}}(\Theta + A_0 \bar{\Omega} A_0') b_0, \\
\Delta_0 &= \bar{\Omega} A_0' \text{diag}^{-\frac{1}{2}}(\Theta + A_0 \bar{\Omega} A_0'), \\
\Gamma_0 &= \text{diag}^{-\frac{1}{2}}(\Theta + A_0 \bar{\Omega} A_0') (\Theta + A_0 \bar{\Omega} A_0') \text{diag}^{-\frac{1}{2}}(\Theta + A_0 \bar{\Omega} A_0')
\end{aligned}$$

and A_0, b_0, Ω_0 depend on W and V , so that

$$\begin{aligned}
A_0 &= \text{diag}^{-\frac{1}{2}}(V) A \text{diag}^{\frac{1}{2}}(W), \\
b_0 &= \text{diag}^{-\frac{1}{2}}(V) b, \\
\Omega_0 &= \text{diag}^{\frac{1}{2}}(W) \Omega \text{diag}^{\frac{1}{2}}(W).
\end{aligned}$$

In order to draw values from a pSUN distribution, one must be able to sample from the conditional distribution of $(W, V)|(T \leq AZ + b)$, which is not trivial; in fact, let $\Theta_V = \text{diag}^{1/2}(V)\Theta \text{diag}^{1/2}(V)$ and $\bar{\Omega}_W = \text{diag}^{1/2}(W)\bar{\Omega} \text{diag}^{1/2}(W)$; then

$$f_{W,V}(w, v|T \leq AZ + b) = \frac{\Phi_{\Theta_V + A \bar{\Omega}_W A'}(b)}{\Psi_{Q_V, \Theta, A, Q_W, \bar{\Omega}}(b)} f_W(w) f_V(v).$$

In some special cases, one could numerically compute $\max[\Phi_{\Theta_V + A \bar{\Omega}_W A'}(b)]$ and then use a rejection algorithm with auxiliary density given by $f_W(w) f_V(v)$. In these cases the acceptance rate would be given by $\Psi_{Q_V, \Theta, A, Q_W, \bar{\Omega}}(b)$ divided by the above max; however, this rate could be very low, depending on the specific parameter values, with no theoretical guarantee. For this reason, we adopt in this paper a more general technique based on the Gibbs Sampler, which we now describe. Let $TN_d(\ell, u, \mu, \Sigma)$ denote a d -variate Gaussian random vector truncated at ℓ and u , with mean μ and covariance matrix Σ . It is easy to simulate values from it using the R package `TruncatedNormal`,

which is based on the algorithm of Botev [2017]. Suppose that, at iteration t , one has Y_t, Z_t, T_t, W_t, V_t ; the update step follows Algorithm 1. A key aspect of the algorithm is that one must be able to sample from the full conditional distributions $W|Z$ and $V|T$. This task is not always easy, since it depends on the specific values of Θ, Ω , and the form of $Q_W(\cdot)$ and $Q_V(\cdot)$. However, as we will show in the next section, it is relatively simple in the most popular versions of the Bayesian binary regression.

Sample $V_{t+1} \sim V|T = T_t$
 Sample $W_{t+1} \sim W|Z = Z_t$
 In order to sample $Z_{t+1}, T_{t+1} \sim Z, T|T \leq AZ + b, W_{t+1}, V_{t+1}$ do the following steps:
 Set $\Sigma_\varepsilon = \Theta_{V_{t+1}} + A\bar{\Omega}_{W_{t+1}}A'$
 Sample $\varepsilon \sim TN_m(-\infty, -b, 0, \Sigma_\varepsilon)$
 Set $H_\mu = \bar{\Omega}_{W_{t+1}}A'\Sigma_\varepsilon^{-1}$
 Set $H_\Sigma = (I - H_\mu A)\bar{\Omega}_{W_{t+1}}$
 Sample $Z_{t+1} \sim N_d(H_\mu\varepsilon, H_\Sigma)$
 Set $T_{t+1} = AZ_{t+1} - \varepsilon$
 $\implies Y_{t+1} = \xi + \text{diag}^{1/2}(\Omega)Z_{t+1}$

Algorithm 1: Sampling form a pSUN distribution

3 Bayesian Linear Symmetric Binary Regression

In this section we will describe the use of the pSUN family of distributions as a conjugate prior for a large class of binary regression models. Consider a general version of the model as

$$Y_i|p_i \stackrel{\text{ind}}{\sim} Be(p_i), \quad \forall i = 1, 2, \dots, n$$

$$p_i = \Lambda(\eta(X_i)),$$

where $\Lambda : \mathbb{R} \rightarrow [0, 1]$ is a known link function, $\eta(\cdot)$ is a calibration function, and $X_i \in \mathbb{R}^p$ is the i -th row of the design matrix X . Typically $\Lambda(\cdot)$ is a univariate CDF of some random variable, symmetric about 0, and $\eta(x)$ takes the simple linear form, $x'\beta$; we refer to this case as the linear symmetric binary regression model (LSBR).

Let $\Lambda_n(x) = \prod_{i=1}^n \Lambda(x_i)$, $x \in \mathbb{R}^n$ and $B_x = [2 \text{diag}(x) - I_n]$ for $x \in \{0, 1\}^n$, where I_n is the identity matrix of size n ; the likelihood function of a LSBR model can be written as

$$L(\beta; y) = \Lambda_n(B_y X \beta).$$

Before introducing the pSUN family as a conjugate prior for the LSBR model, we first consider an even more general prior family, which turns out to be conjugate in the LSBR case. As a prior density for β , we adopt a latent linear selective sampling distribution (LLSS), in the spirit of Albert and Chib [1993] [but see also Azzalini and Capitanio [2014], expression (2.12)]

$$\beta \stackrel{d}{=} U_0|U_1 \leq MU_0, \quad U_0 \in \mathbb{R}^p \sim G_0(\cdot), U_1 \in \mathbb{R}^m \sim G_1(\cdot), M \in \mathbb{R}^{m \times p}$$

with $U_0 \perp\!\!\!\perp U_1$. This stochastic representation holds, of course, when $P(U_1 \leq MU_0) > 0$. We denote it as $\beta \sim LLSS_{p,m}(G_0, M, G_1)$; it is straightforward to see that

$$\beta \sim LLSS_{p,m}(G_0, 0_{m \times p}, G_1) \implies \beta \sim G_0(\cdot), \quad (4)$$

where $0_{m \times p}$ is a matrix of zeros. The LLSS class is not identifiable without further restrictions. The next theorem shows that the LLSS prior is conjugate with the LSBR model.

Theorem 3 *In a Bayesian LSBR framework, the use of a prior $\beta \sim LLSS_{p,m}(G_0, M, G_1)$ implies that the resulting posterior distribution is again LLSS. More precisely,*

$$\beta|Y = y \sim LLSS_{p,m+n} \left(G_0, \begin{bmatrix} M \\ B_y X \end{bmatrix}, G_1 \Lambda_n \left(\begin{bmatrix} \cdot \\ \cdot \end{bmatrix} \right) \right),$$

where we have denoted

$$G_1 \Lambda_n \left(\begin{bmatrix} x_1 \\ x_2 \end{bmatrix} \right) = G_1(x_1) \Lambda_n(x_2)$$

for $\begin{bmatrix} x_1 \\ x_2 \end{bmatrix} \in \mathbb{R}^{m+n}$.

Proof. The prior density of β is:

$$\begin{aligned} f_\beta(\beta) &= f_{U_0}(\beta | U_1 \leq MU_0) \\ &\propto f_{U_0}(\beta) P(U_1 \leq MU_0 | U_0 = \beta) \\ &= g_0(\beta) G_1(M\beta) \end{aligned}$$

and the corresponding posterior is

$$\begin{aligned} f_\beta(\beta|Y = y) &\propto g_0(\beta) G_1(M\beta) \Lambda_n(B_Y X \beta) \\ &= g_0(\beta) G_1 \Lambda_n \left(\begin{bmatrix} M \\ B_y X \end{bmatrix} \beta \right). \end{aligned}$$

Because of (4), Theorem 3 provides a stochastic representation of the posterior distribution of β for any proper prior. However, sampling from the resulting distribution might not be simple when

$$\int_{\beta} g_0(z) G_1 \Lambda_n \left(\begin{bmatrix} M \\ B_Y X \end{bmatrix} z \right) dz_1 dz_2 \cdots dz_p$$

is small, as it is typically the case. On the other hand, specific choices of G_0 lead to a relatively easy sampling algorithm for $\beta|Y$; for example, when XX' is invertible, one can set

$$\beta \stackrel{d}{=} X'(XX')^{-1}U_2,$$

where $U_2 \sim G_2(\cdot)$ and G_2 is a n -dimensional distribution with independent and symmetric components, i.e. $G_2(x) = \prod_{i=1}^n G_2^*(x_i)$, $x_i \in \mathbb{R}$, $i = 1, \dots, n$. Then it is immediate to see that

$$\beta|Y = y \stackrel{d}{=} X'(XX')^{-1}U_2 | U_1 \leq B_y U_2.$$

In this case it is easy to obtain i.i.d. draws from $\beta|Y = y$ by noting that U_1 and $B_y U_2$ are independent with symmetric and mutually independent components. This is illustrated in Algorithm 2.

This general approach is very efficient as long as $p > n$. In this case, in fact, one can elicit a uni-dimensional prior on each p_i and still produce exact posterior sampling. However, in the common case $n > p$, this route is not viable and one needs to consider the class of restricted pSUN priors. In the next section we will restrict to the pSUN class and will show how to use it as the conjugate class for LSBR models.

```

Sample  $U_2|U_1 \leq B_Y U_2$ 
For  $i = 1$  to  $i = n$ 
  Sample  $U_{2,i}|U_{1,i} \leq B_{Y_i} U_{2,i}$ 
  Sample  $h \sim G_2^*(\cdot)$  and  $k \sim \Lambda(\cdot)$ 
  If  $k \leq B_{Y_i} h$  then set  $U_{2,i} = h$ 
  Else set  $U_{2,i} = -h$ 
Set  $\beta = X'(XX')^{-1}U_2$ 

```

Algorithm 2: Sampling from the posterior when $(XX')^{-1}$ exists.

3.1 A special case including logit and probit models: the pSUN family.

A pSUN distribution is a proper subset of LLSS family. In fact, if $X \sim pSUN_{d,m}(Q_V, \Theta, A, b, Q_W, \Omega, \xi)$ then $X \sim LLSS_{d,m}(G_0, A \text{diag}^{-1/2}(\Omega), G_1)$, where

$$G_0(x) = \Phi_{\Omega, Q_W}(x)$$

$$G_1(x) = \Phi_{\Theta, Q_V}(x - A\xi + b).$$

The next theorem shows that, if one restricts the CDF $\Lambda(\cdot)$ to be a scale mixtures of Gaussian distributions, then the pSUN class of priors can be suitably used in Bayesian LSBR models.

Theorem 4 Consider a Bayesian LSBR model and assume that the prior distribution for β is

$$\beta \sim pSUN_{p,m}(Q_{V_0}, \Theta, A, b, Q_W, \xi, \Omega).$$

Assume, in addition, that the link function $\Lambda(\cdot)$ has the following representation

$$\Lambda(x) = \int_0^{+\infty} \Phi\left(\frac{x}{\sqrt{v}}\right) dQ_{V^*}(v).$$

Then, the posterior distribution of β belongs to the pSUN family. More precisely

$$\beta|Y = y \sim pSUN_{p,m+n}\left(Q_{V_0}Q_{V^*}^n, \begin{bmatrix} \Theta & 0_{m \times n} \\ 0_{n \times m} & I_n \end{bmatrix} \begin{bmatrix} A & 0_{m \times p} \\ 0_{n \times p} & B_y X \text{diag}^{-\frac{1}{2}}(\Omega) \end{bmatrix}, \begin{bmatrix} b \\ B_y X \xi \end{bmatrix}, Q_W, \xi, \Omega\right),$$

where we have denoted

$$Q_{V_0}Q_{V^*}^n([x_1, x_2]') = Q_{V_0}(x_1) \prod_{i=1}^n Q_{V^*}(x_{2,i})$$

for $[x_1, x_2]' \in \mathbb{R}^{m+n}$.

Proof. The prior density of β is:

$$f_\beta(\beta) \propto \phi_{\Omega, Q_W}(y - \xi) \Phi_{\Theta, Q_V}\left(A \text{diag}^{-\frac{1}{2}}(\Omega)(y - \xi) + b\right).$$

The corresponding posterior density is then

$$\begin{aligned}
f_\beta(\beta|Y=y) &\propto \\
&\propto \Lambda_n(B_y X \beta) \phi_{\Omega, Q_W}(y - \xi) \Phi_{\Theta, Q_V} \left(A \text{diag}^{-\frac{1}{2}}(\Omega)(y - \xi) + b \right) \\
&= \phi_{\Omega, Q_W}(y - \xi) \Phi_{I_n, Q_{V^*}^n} \left(B_Y X \text{diag}^{\frac{1}{2}}(\Omega) \text{diag}^{-\frac{1}{2}}(\Omega)(\beta - \xi) + B_y X \xi \right) \\
&\times \Phi_{\Theta, Q_V} \left(A \text{diag}^{-\frac{1}{2}}(\Omega)(y - \xi) + b \right) \\
&= \phi_{\Omega, Q_W}(y - \xi) \Phi_{\Theta^*, Q_{V_0} Q_{V^*}^n} \left(\begin{bmatrix} A \\ B_y X \text{diag}^{\frac{1}{2}}(\Omega) \end{bmatrix} \text{diag}^{-\frac{1}{2}}(\Omega)(\beta - \xi) + \begin{bmatrix} b \\ B_y X \xi \end{bmatrix} \right),
\end{aligned}$$

where $\Theta^* = \begin{bmatrix} \Theta & 0_{m,n} \\ 0_{n,m} & I_n \end{bmatrix}$.

Theorem 4 shows the pSUN family is a conjugate class for a large subset of LSBR, including probit and logit models, as we illustrate in the next sections. In this perspective, the previous theorem can be considered a generalization of the results of Durante [2019].

From a computational point of view, we notice that, in order to perform the Gibbs algorithm to produce a posterior sample from pSUN distribution, one must be able to sample from the full conditional distributions of V and W . Regarding the latter, this is relatively simple when the prior for β either has an elliptical structure or it has independent components. For example, the Symmetric Generalized Hyperbolic Barndorff-Nielsen [1977] class of priors satisfies the elliptical constraint and corresponds to the $m = 0$ case. When $m = 1$ one obtains a new version of the skew Generalized Hyperbolic class.

To sample from the full conditional of V may be difficult, depending on the nature of the link function $\Lambda(\cdot)$. Computation can be made simpler when Θ is diagonal; in fact, in this case one can independently sample $V_i|T_i$ $i = 1, 2, \dots, n + m$. This can be automatically obtained, for example, setting $m = 0$ or $m = 1$.

As a final note, expression (3) provides a way of computing the marginal probability of the observed Y_i 's for a given LSBR model. It would be enough to replace the quantity Z in expression (3) with its analogue, that is

$$P(Y = y) = P(T^* \leq A^* Z^* + b^*), \quad (5)$$

where, using results in Theorem 4, T^* is a scale mixture of a centred multivariate Gaussian density with correlation matrix Θ^* and mixture density $Q_{V_0} Q_{V^*}^n$, and

$$A^* = \begin{bmatrix} A & 0_{m \times p} \\ 0_{n \times p} & B_y X \text{diag}^{-\frac{1}{2}}(\Omega) \end{bmatrix}, \quad Z^* = \text{diag}^{-\frac{1}{2}}(\Omega)(\beta - \xi), \quad b^* = \begin{bmatrix} b \\ B_y X \xi \end{bmatrix}.$$

The practical evaluation of (5) is however cumbersome and requires additional simulation. In statistical practice, the most used link functions are the probit and logit ones; while the former is deeply considered in Durante [2019], in the next section we show how to deal with the logistic regression model.

4 Bayesian Logistic Regression

In this section we consider the popular logistic regression model and show that the pSUN class of priors is conjugate to the logistic regression likelihood. This result

can be considered a special case of Theorem 4, since the logistic distribution admits a representation in terms of a scale mixture of Gaussian distributions; see Andrews and Mallows [1974] and Stefanski [1991].

In detail, if $T_i|V_{0,i}$ is a centred Gaussian random variable with standard deviation $2V_{0,i}$ and $V_{0,i}$ follows a Kolmogorov distribution, say $K(\cdot)$, then T_i has a marginal logistic distribution, that is

$$T_i|V_{0,i} \sim N(0, 4V_{0,i}^2) \text{ and } V_{0,i} \sim K(\cdot) \implies T_i \sim \text{Logis}(0, 1)$$

that is

$$f_{T_i}(t) = \frac{\exp(-t)}{(1 + \exp(-t))^2} \quad t \in \mathbb{R}.$$

Holmes and Held [2006] have already used this representation in order to propose a data-augmentation Gibbs algorithm for several models including logistic regression. The approach described here and the one proposed by Holmes and Held [2006] share some characteristics in the binary logistic case although we introduced some improvements in terms of mixing and computational speed.

For the sake of clarity, we say that V_i follows a *logistic Kolmogorov* distribution if

$$V_i = 4V_{0,i}^2, \quad V_{0,i} \sim K(\cdot)$$

and we denote it by $V_i \sim \text{LK}(\cdot)$; the corresponding density function can be written as

$$\text{lk}(v) = \begin{cases} v^{-\frac{5}{2}} \sqrt{2\pi} \sum_{j=1}^{+\infty} ((2j-1)^2 \pi^2 - v) \exp\left(-\frac{(2j-1)^2 \pi^2}{2v}\right) & \text{if } 0 < v \leq v^* \\ \sum_{j=1}^{+\infty} (-1)^{j-1} j^2 \exp\left(-\frac{j^2 v}{2}\right) & \text{if } v > v^* \end{cases}, \quad (6)$$

for some $v^* > 0$; see Onorati and Liseo [2022] for details. For numerical reasons, we set $v^* = 1.9834$.

Using a pSUN prior for the vector of regression coefficients, the joint augmented posterior distribution is proportional to

$$f(\beta, V, W, T|y_1, \dots, y_n) \propto \dots f(\beta|W) f(T|V) f(V) f(W) I_{[T \leq H]}(T)$$

where

$$H = \left(\begin{bmatrix} A \\ B_Y X \text{diag}^{\frac{1}{2}}(\Omega) \end{bmatrix} \text{diag}^{-\frac{1}{2}}(\Omega)(\beta - \xi) + \begin{bmatrix} b \\ B_Y X \xi \end{bmatrix} \right).$$

Theorem 4 guarantees that the resulting marginal posterior of β still belongs to the pSUN family. Here we only describe how to sample from the conditional distributions of $V|T, \beta, W, Y$ which actually reduces to $V|T$, since this is particularly challenging in the logistic regression framework.

First, notice that the first m components of $V|T$ are independent of the last n ones, and they only depend on the prior distribution. So we focus on the last n components of $V|T$, which involve the logistic Kolmogorov distribution. Also the last n components of $V|T$ are independent and one only needs to sample from $V_i|T_i$, $i = m+1, m+2, \dots, m+n$. In order to do that, we adopt an acceptance-rejection algorithm. Notice that

$$f_{V_i}(v|T_i = t) = \frac{f_{T_i}(t|V_i = v) f_{V_i}(v)}{f_{T_i}(t)} = \frac{\varphi(t/\sqrt{v}) \text{lk}(v)}{\sqrt{v} f_{T_i}(t)},$$

where $f_{T_i}(\cdot)$ is the density of the standard logistic distribution. As the auxiliary density we consider $\tilde{V}|\tilde{T}$, that is

$$f_{\tilde{V}}(v|\tilde{T}=t) = \frac{f_{\tilde{T}}(t|\tilde{V}=v)f_{\tilde{V}}(v)}{f_{\tilde{T}}(t)} = \frac{\varphi(t/\sqrt{v})f_{\tilde{V}}(v)}{\sqrt{v}f_{\tilde{T}}(t)},$$

with $\tilde{V} \sim \text{Inv.Gamma}(\alpha, \gamma)$ so $\tilde{V}|\tilde{T}=t \sim \text{Inv.Gamma}(\alpha + 1/2, \gamma + t^2/2)$, and

$$f_{\tilde{T}}(t) = \frac{\Gamma(\frac{2\alpha+1}{2})}{\Gamma(\alpha)\sqrt{2\pi\gamma}} \left(1 + \frac{t^2}{2\gamma}\right)^{-\frac{2\alpha+1}{2}}.$$

Then

$$\frac{f_{V_i}(v|T_i=t)}{f_{\tilde{V}}(v|\tilde{T}=t)} = \frac{\text{lk}(v)}{f_{\tilde{V}}(v)} \frac{f_{\tilde{T}}(t)}{f_{T_i}(t)};$$

then, only the first ratio depends on v , and we need to find an upper bound M^* such that

$$\frac{\text{lk}(v)}{f_{\tilde{V}}(v)} \leq M^*, \quad \forall v > 0.$$

Note that

$$\frac{\text{lk}(v)}{f_{\tilde{V}}(v)} = \begin{cases} \frac{\sqrt{2\pi}\Gamma(\alpha)}{\gamma^\alpha} v^{\alpha-\frac{3}{2}} \sum_{j=1}^{+\infty} ((2j-1)^2\pi^2 - v) \exp\left(\frac{\gamma}{v} - \frac{(2j-1)^2\pi^2}{2v}\right) & \text{if } 0 < v \leq v^* \\ \frac{\Gamma(\alpha)}{\gamma^\alpha} v^{\alpha+1} \sum_{j=1}^{+\infty} (-1)^{j-1} j^2 \exp\left(\frac{\gamma}{v} - \frac{j^2 v}{2}\right) & \text{if } v > v^* \end{cases}, \quad (7)$$

Setting $\gamma = \pi^2/2$, expression (7) is bounded above by

$$\begin{bmatrix} \delta_1(v) \\ \delta_2(v) \end{bmatrix} = \begin{cases} \frac{\sqrt{2\pi^5}\Gamma(\alpha)}{(\pi^2/2)^\alpha} v^{\alpha-\frac{3}{2}} & \text{if } 0 < v \leq v^* \\ \frac{\Gamma(\alpha)}{(\pi^2/2)^\alpha} v^{\alpha+1} \exp\left(\frac{\pi^2}{2v} - \frac{v}{2}\right) & \text{if } v > v^* \end{cases}. \quad (8)$$

We impose $\alpha \geq 3/2$ so one can obtain

$$\arg \sup_{0 < v \leq v^*} \delta_1(v) = v^*,$$

and

$$\frac{d \log \delta_2(v)}{dv} = \frac{1+\alpha}{v} - \frac{\pi^2}{2v^2} - \frac{1}{2},$$

so it is easy to show

$$\arg \sup_{v > v^*} \delta_2(v) = \begin{cases} 1 + \alpha + \sqrt{(1+\alpha)^2 - \pi^2} & \text{if } \alpha \geq \pi - 1 \\ v^* & \text{otherwise} \end{cases}.$$

Hence we obtain

$$M^* = \max \left(\sup_{0 < v \leq v^*} \delta_1(v), \sup_{v > v^*} \delta_2(v) \right). \quad (9)$$

Suitable values of α in the auxiliary density are reported in the Appendix.

5 Examples

In this section we first perform a simulation study to illustrate the finite sample performance of the algorithm. Then, we consider two different data sets, which are useful for highlighting different aspects of the proposed method. Regarding the prior distributions, we have adopted a pSUN prior with weakly informative hyper-parameters in the spirit of Gelman et al. [2008]. More precisely, we set $m = 0, \xi = 0_p$ and a diagonal matrix for Ω . This amounts to say that $\pi(\beta)$ will be unimodal and symmetric about the origin. We first implement the probit model, which implies $V_1 = V_2 = \dots = V_n = 1$. We used three different priors for the β vector, namely i) a Gaussian prior, which corresponds to setting $W_1 = W_2 = \dots = W_p = 1$ [Durante, 2019] ; ii) a multivariate Laplace with independent components, that is $W_1, W_2, \dots, W_p \stackrel{iid}{\sim} \text{Exp}(1/2)$; iii) a Dirichlet-Laplace prior [Bhattacharya et al., 2015], with a discrete uniform prior on the Dirichlet parameter, with support $\{1/300 \times j, j = 1, 2, \dots, 300\}$. Finally, the diagonal components of Ω , appearing in the first two prior, were obtained, adapting a suggestion in Gelman et al. [2008] for the probit case as follows:

$$\begin{aligned} \text{Gaussian:} \quad & \omega_{11} = 100, \omega_{22} = \dots = \omega_{pp} = 42.25 \\ \text{Laplace with indep. components:} \quad & \omega_{11} = 100; \omega_{22} = \dots = \omega_{pp} = 6.25. \end{aligned}$$

Notice that the value of ω_{11} is much larger than the others because it refers to the intercept. In the the logit model, the V_i 's are i.i.d. with LK distribution. We studied the performance of the same three priors for β as in the probit case. In the logit set up, the diagonal components of Ω , appearing in the first two prior, were fixed to the following values:

$$\begin{aligned} \text{Gaussian:} \quad & \omega_{11} = 256; \omega_{22} = \dots = \omega_{pp} = 25; \\ \text{Laplace with indep. components:} \quad & \omega_{11} = 210.25; \omega_{22} = \dots = \omega_{pp} = 14.0625 \end{aligned}$$

5.1 Simulation Study

We present a simulation study in order to comparatively discuss alternative priors within the pSUN family, analyse the speed of convergence of the Gibbs algorithm and verify the computational efficiency of the proposal.

Let $G = 10^4$ be the number of simulations. For $g = 1, 2, \dots, G$, we implement 7 different combinations of model and priors:

	Model	Prior for β
$h = 1$	Logit	Multiv. Gaussian
$h = 2$	Logit	Multiv. Laplace with indep. components
$h = 3$	Logit	Dirichlet Laplace
$h = 4$	Probit	Multiv. Laplace with indep. components
$h = 5$	Probit	Dirichlet Laplace

The location parameter is always set equal to zero and the scale matrix is randomly generated by a Wishart distribution with expected value equal to the scale matrix used in the real data applications (see below) and the degrees of freedom parameter set at the smallest possible integer value, i.e. $p + 1$.

for $g = 1, 2, \dots, G$

- sample each single covariate value independently $X_{ij}^{(g)} \sim N(0, 1)$ and transform each column of $X^{(g)}$ in order to have a standard deviation equal to 0.5 for $h = 1, 2, \dots, 5$
 - if $h = 1$ sample $\Sigma^{(g,h)} \sim \text{Wishart}$
 - if $h \in \{2, 4\}$ sample $\Sigma^{(g,h)} \sim \text{Wishart}$, and only take the diagonal elements
 - if $h \in \{3, 5\}$ set $\Sigma_{g,h} = I$ and $\alpha \sim \pi(\alpha)$
 - sample $\beta \sim \pi_h(\beta | \Sigma_{g,h})$
 - sample $Y_i^{(g,h)} \stackrel{\text{ind}}{\sim} \text{Be}(\Lambda_h(X_i'^{(g)} \beta_{True}^{(g,h)}))$
 - draw N values from the posterior distribution of β
 - compute the empirical quantiles of level $\gamma \in \{5/100 \times j, j = 1, 2, \dots, 19\}$

\implies evaluate the frequentist coverage comparing the quantiles with $\beta_{True}^{(g,h)}$

Algorithm 3: Algorithm for the simulation study

Let fix the sample size at $n = 25$ and let $p = 10$ be the number of covariates. We consider the following scheme of simulation:

We repeated the simulation study with two different numbers of iterations in the Gibbs sampler, namely 10,000 and 20,000. Since results are perfectly comparable, we only report the former. Figure 1 shows the frequentist coverage of the one-sided credible sets for the intercept in the logit model for the various prior distribution adopted.

All priors behave quite satisfactorily, the Gaussian prior being the best one. Figure 2 shows the same quantities in the probit case. The Gaussian prior, already considered in Durante [2019] is omitted.

Figures 3 and 4 report the average frequentist coverages of the other nine β coefficients. We only present this average for the sake of brevity and because the 9 coefficients play a similar role in the simulation study. Comments on the behaviour of the different prior are basically the same as for the intercept.

5.2 Cancer SAGE data set

The cancer SAGE data set has been discussed in Durante [2019] and represents a situation where the number of coefficients is larger than the sample size. It is available online and consists of the gene expressions of $n = 74$ normal and cancerous biological tissues at 516 different tags [Durante, 2019]. It is of interest to quantify the effects of gene expressions on the probability of a cancerous tissue and predicting the status of new tissues as a function of the gene expression. We have standardized the gene expressions to have mean 0 and standard deviation 0.5.

For this data set we consider all the alternative priors defined above combined with the logistic and probit regression models. In addition, in the probit case, we also

Figure 1: Frequentist coverage of the intercept parameter for different choices of the prior distribution in the logit case: Gaussian prior (top-left), Cauchy prior (top-right), Laplace with independent components (bottom-left), Dirichlet-Laplace (bottom-right)

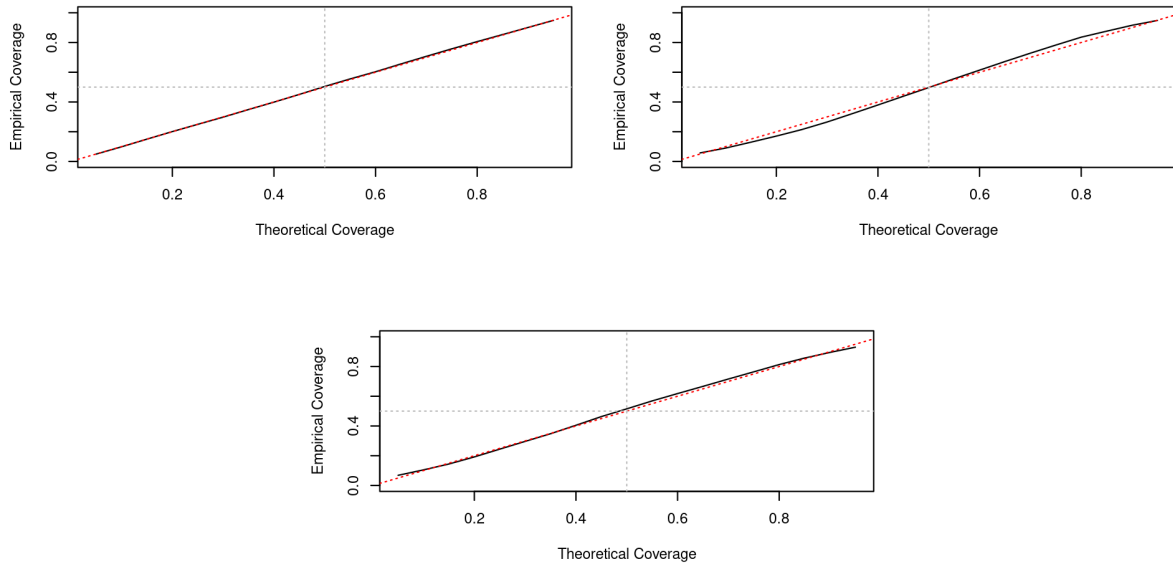


Figure 2: Frequentist coverage of the intercept parameter for different choices of the prior distribution in the probit case: Cauchy prior (top-left), Laplace with independent components (top-right), Dirichlet-Laplace (bottom-left)

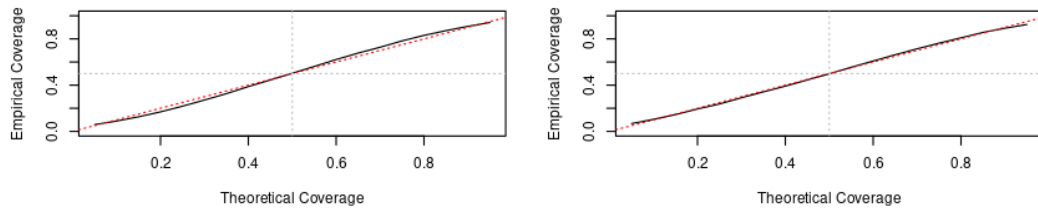


Figure 3: Average frequentist coverage of the other nine parameters for different choices of the prior distribution in the logit case: Gaussian prior (top-left), Cauchy prior (top-right), Laplace with independent components (bottom-left), Dirichlet-Laplace (bottom-right)

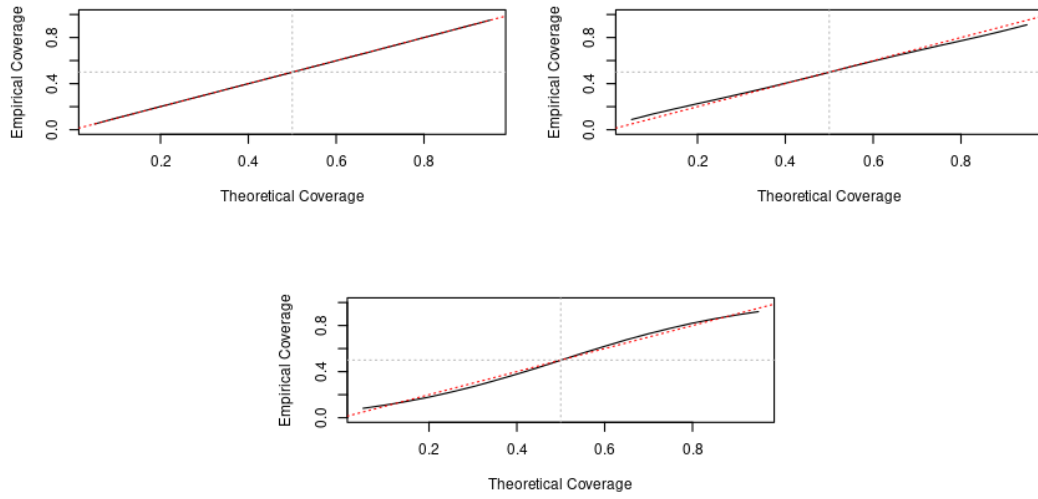


Figure 4: Average frequentist coverage of the other nine parameters for different choices of the prior distribution in the probit case: Cauchy prior (top-left), Laplace with independent components (top-right), Dirichlet-Laplace (bottom-left)

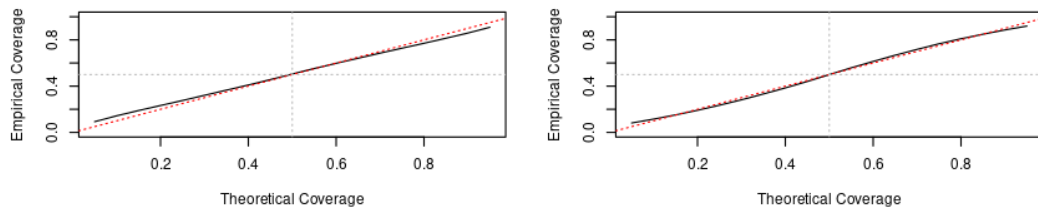
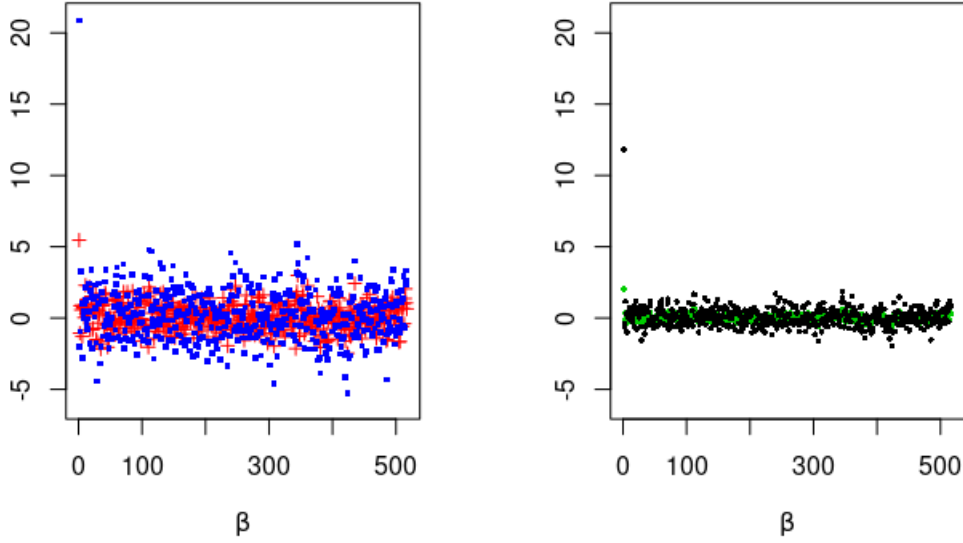


Figure 5: SAGE example, probit model: Posterior means of the 516 β coefficients plus the intercept β_1 Left: Durante’s prior (red) and Gaussian prior (blue). Right: Laplace with independent components (black), and Dirichlet-Laplace (green).



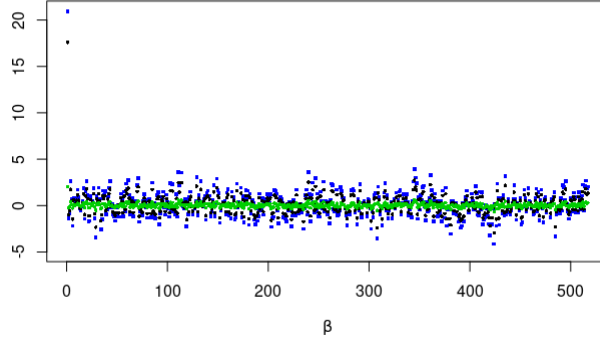
compare their behaviour with the Gaussian prior proposed in Durante [2019], where $\omega_{11} = \dots = \omega_{pp} = 16$. We report the posterior means for the vector of coefficients.

Figure 5 reports the posterior means of the β 's using the above described different priors in the probit scenario. Figure 6 does the same in the logit case. One can immediately notice that, being $n \ll p$, final results are driven by the prior assumptions. For example, the prior adopted by Durante [2019] assumed a prior standard deviation for the β 's equal to 4, while our *weakly informative* prior set those values equal to 10. Also, most of the differences can be justified by the different thickness of the tails and by the different choices of the Ω values.

5.3 Pima Indians

This data set represents a benchmark for binary regression (Chopin and Ridgway [2017], Sabanés Bové and Held [2011], Bhattacharyya et al. [2022]) and it is available on the R package `mlbench`. There are two versions of the data set: we have used the one named `PimaIndiansDiabetes2`, where implausible values of the original data set were replaced by NA's. We have also deleted the two variables `triceps`, `insulin`, containing too many NA's. The actual data set consisted of $n = 724$ observations on 6 covariates, while the response variable was the diabetes diagnosis. Here the main

Figure 6: SAGE example, logit model: Posterior means of the 516 β coefficients plus the intercept β_1 : Gaussian prior (blue); Laplace with independent components (black) and Dirichlet-Laplace (green).



interest is in the variable selection problem, an important issue that we will tackle elsewhere; we have considered this data set a test example in the case of $n \gg p$ in order to verify the performance in terms of accuracy of estimates. As in the Cancer SAGE example, we have considered both logit and probit models with different prior and hyperparameters choices. Figures 7 and 8 report point estimates and 95% credible sets for three different priors, namely Gaussian, Laplace with independent components and Dirichlet-Laplace with the same hyper-parameters used in § 5.2. It is apparent how different priors have different impact on the posterior estimates of the β coefficients in both cases.

Acknowledgement

Brunero Liseo's research has been supported by Sapienza Università di Roma, grant Progetti H2020 - Collaborativi, n.PH11916B88B59064.

Appendix 1

Sampling from $V_i|T_i$

From equation (9), we compute the expected number M of proposals before accepting a value,

$$M = M^* \frac{f_{\tilde{T}}(t)}{f_{T_i}(t)}.$$

Then the acceptance probability M^{-1} depends on the values of $|t|$ and α . Efficient values for the hyperparameter α of the proposal were obtained numerically

Figure 7: Pima Indians, logit model: Posterior means and 95% credible sets of the 6 β coefficients plus the intercept β_1 : Gaussian prior (blue); Laplace with independent components (black) and Dirichlet-Laplace (green).

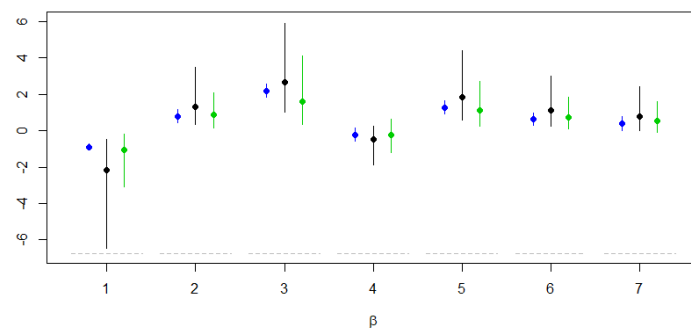
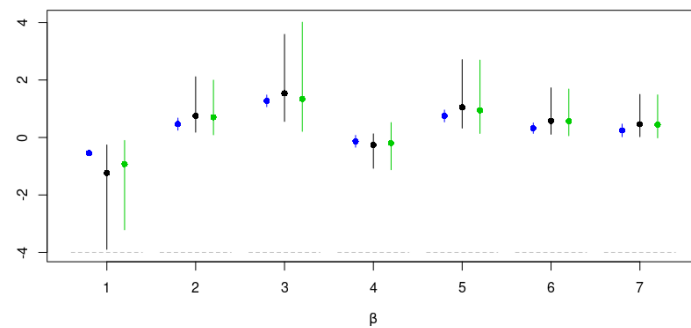


Figure 8: Pima Indians, probit model: Posterior means and 95% credible sets of the 6 β coefficients plus the intercept β_1 : Gaussian prior (blue); Laplace with independent components (black) and Dirichlet-Laplace (green).



$$\alpha = \begin{cases} 1.99 & \text{if } 0 \leq |t| \leq 2.2878 \\ 2.17 & \text{if } 2.2878 < |t| \leq 3.1572 \\ 1.8982 + 0.0156|t| + 0.0349t^2 & \text{if } 3.1572 < |t| \leq 6.50 \\ 0.4982 + 0.4376|t| + 0.0012t^2 & \text{if } 6.50 < |t| \leq 29.33 \\ -0.3201 + 0.4986|t| & \text{if } |t| > 29.33 \end{cases},$$

The above algorithm is quite efficient since drawing values from the Inv.Gamma is cheap and the acceptance probability is always greater than 0.7 as long as $|t| \leq 2750$. Even beyond that threshold, the algorithm performs relatively well; if $|t| = 10^6$, the acceptance probability is approximately 0.014 but in this case we are able to draw a sample of size 10^5 in about 4.5 seconds with a laptop of 16 Gb of RAM and CPU an i7-8750H.

References

- James H. Albert and Siddhartha Chib. Bayesian analysis of binary and polychotomous response data. *J. Amer. Statist. Assoc.*, 88(422):669–679, 1993. ISSN 0162-1459.
- D. F. Andrews and C. L. Mallows. Scale mixtures of normal distributions. *J. Roy. Statist. Soc. Ser. B*, 36:99–102, 1974.
- Reinaldo B. Arellano-Valle and Adelchi Azzalini. On the unification of families of skew-normal distributions. *Scand. J. Statist.*, 33(3):561–574, 2006.
- A. Azzalini and A. Capitanio. *The skew-normal and related families*. IMS Monograph . Cambridge University Press, Cambridge., 2014.
- O. Barndorff-Nielsen. Exponentially decreasing distributions for the logarithm of particle size. In *Proc. Royal Soc. Series A, Math. and Phys. Sci.* , , pages 401–409. The Royal Society, London, 1977.
- Anirban Bhattacharya, Debdeep Pati, Natesh S. Pillai, and David B. Dunson. Dirichlet-Laplace priors for optimal shrinkage. *J. Amer. Statist. Assoc.*, 110(512):1479–1490, 2015.
- A. Bhattacharyya, S. Pal, R. Mitra, and S. Rai. Applications of bayesian shrinkage prior models in clinical research with categorical responses. *BMC Medical Research Methodology*, 22(1):1–19, 2022.
- Z. I. Botev. The normal law under linear restrictions: simulation and estimation via minimax tilting. *J. R. Stat. Soc. Ser. B. Stat. Methodol.*, 79(1):125–148, 2017. ISSN 1369-7412. doi: 10.1111/rssb.12162. URL <https://doi.org/10.1111/rssb.12162>.
- Nicolas Chopin and James Ridgway. Leave Pima Indians alone: binary regression as a benchmark for Bayesian computation. *Statist. Sci.*, 32(1):64–87, 2017. ISSN 0883-4237. doi: 10.1214/16-STS581. URL <https://doi.org/10.1214/16-STS581>.

- Daniele Durante. Conjugate Bayes for probit regression via unified skew-normal distributions. *Biometrika*, 106(4):765–779, 2019.
- S. Fruhwirth-Schnatter and R. Fruhwirth. Data augmentation and MCMC for binary and multinomial logit models. In *Statistical Modelling and Regression Structures* , , pages 111–132. Springer-Verlag, Berlin, 2010.
- Andrew Gelman, Aleks Jakulin, Maria Grazia Pittau, and Yu-Sung Su. A weakly informative default prior distribution for logistic and other regression models. *Ann. Appl. Stat.*, 2(4):1360–1383, 2008. ISSN 1932-6157. doi: 10.1214/08-AOAS191. URL <https://doi.org/10.1214/08-AOAS191>.
- Robert B. Gramacy and Nicholas G. Polson. Simulation-based regularized logistic regression. *Bayesian Anal.*, 7(3):567–589, 2012. ISSN 1936-0975. doi: 10.1214/12-BA719. URL <https://doi.org/10.1214/12-BA719>.
- Chris C. Holmes and Leonhard Held. Bayesian auxiliary variable models for binary and multinomial regression. *Bayesian Anal.*, 1(1):145–168, 2006.
- Paolo Onorati and Brunero Liseo. Random Number Generator for the Kolmogorov Distribution. *arXiv2208.13598*, 2022. URL <https://arxiv.org/abs/2208.13598>.
- Nicholas G. Polson, James G. Scott, and Jesse Windle. Bayesian inference for logistic models using Pólya-Gamma latent variables. *J. Amer. Statist. Assoc.*, 108(504): 1339–1349, 2013.
- Daniel Sabanés Bové and Leonhard Held. Hyper- g priors for generalized linear models. *Bayesian Anal.*, 6(3):387–410, 2011. ISSN 1936-0975. doi: 10.1214/ba/1339616469. URL <https://doi.org/10.1214/ba/1339616469>.
- D. Siegmund. Importance sampling in the Monte Carlo study of sequential tests. *Ann. Statist.*, 4(4):673–684, 1976.
- Leonard A. Stefanski. A normal scale mixture representation of the logistic distribution. *Statist. Probab. Lett.*, 11(1):69–70, 1991.