

---

# The (Un)Scalability of Heuristic Approximators for NP-Hard Search Problems

---

**Sumedh Pendurkar**

Department of Computer Science & Engineering  
Texas A&M University  
sumedhpendurkar@tamu.edu

**Taoan Huang**

Department of Computer Science  
University of Southern California  
taoanhua@usc.edu

**Sven Koenig**

Department of Computer Science  
University of Southern California  
skoenig@usc.edu

**Guni Sharon**

Department of Computer Science & Engineering  
Texas A&M University  
guni@tamu.edu

## Abstract

The A\* algorithm is commonly used to solve NP-hard combinatorial optimization problems. When provided with an accurate heuristic function, A\* can solve such problems in time complexity that is polynomial in the solution depth. This fact implies that accurate heuristic approximation for many such problems is also NP-hard. In this context, we examine a line of recent publications that propose the use of deep neural networks for heuristic approximation. We assert that these works suffer from inherent scalability limitations since — under the assumption that  $P \neq NP$  — such approaches result in either (a) network sizes that scale exponentially in the instance sizes or (b) heuristic approximation accuracy that scales inversely with the instance sizes. Our claim is supported by experimental results for three representative NP-hard search problems that show that fitting deep neural networks accurately to heuristic functions necessitates network sizes that scale exponentially with the instance size.

## 1 Introduction

Principal computational problems such as planning and scheduling [Wilkins, 2014], routing [Toth and Vigo, 2002], and combinatorial optimization [Papadimitriou and Steiglitz, 1998] are known to be NP-Hard (NP-H) in their general form. Consequently, there are no known polynomial-time algorithms for solving them. Moreover, for many of these problems (belonging to the NP-Complete class), it is unknown if a polynomial-time solver is attainable. This complexity gap, known as the P vs. NP problem [Cook, 2006], remains one of the biggest open CS questions to date (2022).

Recognizing the challenges/unattainability of polynomial complexity solvers, many researchers are focusing on reducing the exponential complexity of known solvers using heuristic functions [Pearl, 1984]. One prominent example of an optimization algorithm that utilizes such heuristics is the A\* algorithm [Hart et al., 1968]. A line of publications [Goldenberg et al., 2014, Felner et al., 2018] exhibited this algorithm’s ability to achieve exponential reductions in computational time when paired with an informative heuristic function. Moreover, it is easy to show that given a sufficiently accurate heuristic function, A\* can solve NP-H problems in complexity that is polynomial in the solution length and the branching factor. This fact has two major implications that are discussed in this paper.

1. Attaining a sufficiently accurate heuristic function could enable scalable solutions to a large class of fundamental CS problems.

## 2. Querying such a sufficiently accurate heuristic function is NP-H.

We show that training a heuristic function to arbitrary precision is indeed attainable using common machine learning approaches (specifically, universal function approximators) for problems that can be reduced to a discrete search space. This fact along with implication 1 motivates a line of publications [McAleer et al., 2018, Agostinelli et al., 2019, 2021b] to propose methods for accurately approximating heuristic values using universal function approximators. However, our paper asserts that, given implication 2, these methods are not ‘scalable’ in nature. That is, the complexity of such heuristic approximators does not scale polynomially with increasing problem sizes. Such a formal discussion can help place previous publications in an appropriate context. Namely by showing that the applicability of heuristic approximations is inherently limited due to scalability barriers. Our claims are supported by rigorous experiments examining the minimal fully connected neural network that is required to fit true heuristic values of three NP-H problems to various levels of precision.

## 2 Preliminaries

The class of problems that are solvable in polynomial time by a deterministic Turing machine is denoted by P. NP is the class of problems for which a solution can be verified in polynomial time. As a result, these problems are solvable in polynomial time by a non-deterministic Turing machine. NP-Hard (NP-H) is a class of problems to which every problem in NP can be reduced in polynomial time. Finally, NP-Complete (NP-C) is a class of problems that belong to both NP and NP-H. As a result, proving that any problem in NP-C is also in P implies that P=NP.

A large set of NP-H problems can be reduced to a *least cost path* problem over an appropriate graph,  $G = \{V, E\}$ <sup>1</sup>. In such cases, each edge ( $e \in E$ ) is affiliated with a non-negative cost ( $c : E \mapsto \mathbb{R}^+$ ). Consequently, the least cost path is defined as  $p = \arg \min_{E' \subseteq E} \sum_{e \in E'} c(e)$  subject to  $E'$  is an ordered set of edges leading from a given start vertex ( $v_s \in V$ ) to a defined goal vertex ( $v_g \in V$ ) or a set of goal vertices ( $V_g \subset V$ ). The resulting solution ( $p$ ) is an answer to the original NP-H problem. Despite this, the least cost path problem is not NP-H as, for all known reductions from an NP-H problem, the size of the resulting graph scales exponentially with the problem instance size. That is, the reduction to the least cost path problem is not of polynomial complexity.

The resulting least cost path problems are commonly solved using the A\* algorithm. A\* searches for the least cost path over the graph without constructing the full graph explicitly. The cost function  $g : V \mapsto \mathbb{R}^+$  estimates the cumulative cost from the start vertex to any vertex  $v \in V$ . A\* is also guided by a heuristic function,  $h : V \mapsto \mathbb{R}$ , that estimates the least cost path from any vertex in the search graph,  $v \in V$ , to a goal vertex. The vertices of the search graph are denoted *states* hereafter, and the set of all states is denoted by  $S$ .

For each state it *generates*, the A\* algorithm stores the least cost of reaching it from the start state, that is the  $g$  value. A\* stores a list denoted ‘fringe’ of generated states which are not yet *expanded*. At each iteration, A\* *expands* a state from its fringe with minimal  $f(s) = g(s) + h(s)$  value. If the expanded state is not the goal, then each of its yet unvisited neighbors is *generated*, i.e., it is added to the A\* fringe along with its computed  $g$  and  $h$  values. A\* was shown to *expand* the minimal number of vertices that is required for finding and proving an optimal (least cost) solution [Pearl, 1984].<sup>2</sup>

Given an accurate heuristic function, that is,  $\forall s \in S, h(s) = h^*(s)$ , where  $h^*(s)$  is the true minimal cost between  $s$  and a goal state, A\* would expand only the states along the optimal (least cost) path.<sup>3</sup> That is, the complexity of solving the problem is polynomial in the solution depth and *branching factor* (the maximum degree of the vertices in the search graph). As such, accurately approximating  $h^*$  is highly beneficial. While current, domain-specific heuristic functions were shown to result in orders of magnitude speedups [Helmert and Mattmüller, 2008] for NP-H problems, they lack sufficient accuracy to allow polynomial time complexity. Attempting to close this gap, a recent body of work suggested fitting a universal function approximator [Higgins, 2021], e.g., deep neural networks, to  $h^*$ .

<sup>1</sup>The reduction function is specific to each domain [Bulteau et al., 2015, Cormen et al., 2009, Gupta and Nau, 1992].

<sup>2</sup>This claim assumes an *admissible* and *consistent* heuristic function [Pearl, 1984].

<sup>3</sup>This claim assumes that  $f$ -values ties are broken in favor of higher  $g$  values

## 2.1 Related Work

One of the initial works on approximating heuristic learning was done by Arfaee et al. [2010] which we refer as *Bootstrap Learning Heuristic* (BLH). They proposed an iterative method (‘bootstrap learning’) that starts with a known baseline (usually very weak) heuristic approximator and performs a search with A\* while storing the expanded states along with their cost to goal ( $h^*$ ). The resulting dataset is used to fit a new heuristic approximator in a process that continues iteratively until convergence. Recently, McAleer et al. [2018] proposed to apply reinforcement learning (RL) algorithms on top of a *Monte Carlo Tree Search* (MCTS) to solve the *Rubik’s Cube* domain. They learn a value function (negative of the heuristic function) using temporal difference learning (bootstrapping), with a neural network as the value function approximator, and MCTS as the search algorithm. Following, Agostinelli et al. [2019] presented the *DeepCubeA* algorithm which learns a heuristic function similar to [McAleer et al., 2018], but replaces MCTS with weighted A\* [Ebendt and Drechsler, 2009] and uses a different state distribution to perform *bellman updates*. To generate the training samples, they propose taking random walks from the goal state, and updating all the states visited along the path with a bootstrapping method. DeepCubeA presents state-of-the-art results on various NP-H domains like *Rubik’s cube*, *Sliding Tile Puzzle*, *Sokoban*, and *Lights Out* in terms of solution quality and run time complexity (number of generated states). Further, Agostinelli et al. [2021b] proposed eliminating the need of expanding states by learning cost to goal ( $h^*$ ) from a specific state and action pairs (analogous to Q values in reinforcement learning) to increase performance speed, especially for domains with a high branching factor. Moreover, Agostinelli et al. [2021a] proposed learning an approximately admissible heuristic from inadmissible heuristics.

Another line of work focused on learning a policy [Orseau et al., 2018, Orseau and Lelis, 2021], where a policy is a function that maps states (vertices in the search graph) to operators (edges in the search graph). The optimal policy is the one returning the edge that follows the least cost path to the goal state. Orseau et al. [2018] proposed using a policy-guided search algorithm (denoted LevinTS) and provided theoretical guarantees on the number of states expanded. *Policy-guided Heuristic Search* (PHS) [Orseau and Lelis, 2021] uses both a heuristic function along with a policy. PHS presented a strictly better upper bound on expansions compared to LevinTS under certain conditions, as well as better empirical results for more general cases.

Appendix A.1 shows a rough comparison between different approaches on different domains. The results present a trend where scaling the problem sizes necessities a larger neural network. If the size of the neural network is not increased, then either reduced solution quality, increased computational times, or both are observed.

## 2.2 Universal function approximators

There are various universal approximators that can approximate any well behaved function to arbitrary precision. A 2-layer feedforward neural network, with non-polynomial activation function and sufficient number of neurons in the intermediate hidden layer is one such universal function approximator [Cybenko, 1989, Hornik et al., 1989, Pinkus, 1999]. Another universal function approximator, is a neural network with non-affine continuous activation function, and a fixed number of neurons per layer, but with sufficient number of such layers [Kidger and Lyons, 2020]. For the reported experiments, we use these two representative neural network structures as universal approximators.

## 3 The feasibility of approximating $h^*$

At first glance, fitting a universal function approximator to  $h^*$  seems promising given Corollary 1.

**Corollary 1.** *A universal function approximator can fit  $h^* : S \mapsto \mathbb{R}$  to arbitrary precision assuming a discrete state space  $S$  with a bounded heuristic range  $h^*(S)$ .*

*Proof.* Any  $n + 1$  set of discrete values ( $h^*(s)$ ) can be fitted with an  $n^{th}$ -order polynomial (by e.g., the Lagrange method of interpolation). The resulting polynomial maps from some finite and bounded domain space (defined by  $S$ ) to another finite dimension space (defined by  $h^*$ ) and can thus be fitted to arbitrary precision following the universal function approximation theorem [Hornik et al., 1989].  $\square$

Corollary 1 is an extension of universal function approximation theorem for discrete input (state) space with a bounded function ( $h^*$ ) range. Thus, Corollary 1 shows that it is possible to fit a universal function approximator (like a two layer neural network) to  $h^*$  sufficiently accurate such that the A\* algorithm would run in time complexity that is polynomial in the optimal solution depth (number of edges) and branching factor. This is because, when breaking ties in favor of larger  $g$  values, A\* would expand only the states along an optimal path while generating all their neighbors. Despite this positive result, Lemma 1 shows that querying such an approximator for a large set of NP-C problems is, in fact, NP-H. Note that previous work [Bruck and Goodman, 1988] already proved that querying a neural network that outputs an exact solution to a NP-H problem is itself NP-H. We extend this result to heuristic approximation. To prove Lemma 1 we first define  $\epsilon$  Bounded NP-Complete problems.

**Definition 1.** *A problem belongs to the set of  $\epsilon$  Bounded NP-C problems ( $\epsilon$ BNP-C) iff:*

1. *It is an NP-C decision problem defined by*
  - *a discrete and bounded state space  $S$ .*
  - *a start state,  $s \in S$ .*
  - *a set of solutions per start state (potentially empty),  $solutions(s)$ .*
  - *a cost function  $cost : solutions(s) \mapsto \mathbb{R}$ .*
  - *a target solution cost bound,  $k$ .*
2. *It answers the following question: is there a solution  $l \in solutions(s)$  such that  $cost(l) \leq k$ .*
3. *For any  $s \in S$  and any two solutions  $l_1, l_2 \in solutions(s)$ , it must hold that  $|cost(l_1) - cost(l_2)| = 0$  OR  $|cost(l_1) - cost(l_2)| \geq \epsilon$ .*

**Lemma 1.** *Calling (querying) a function approximator  $\hat{h} : S \mapsto \mathbb{R}$ , satisfying  $\max_{s \in S} |h^*(s) - \hat{h}(s)| < \epsilon/2$  is NP-H when considering  $S$  spanned by any  $\epsilon$ BNP-C problem.*

*Proof.* 1. **Known NP-C problem:** any  $\epsilon$ BNP-C problem.

2. **Poly time reduction:** any instance of the  $\epsilon$ BNP-C problem can be reduced to a single call of  $\hat{h}(s)$ . Specifically,  $\epsilon$ BNP-C( $s, k$ )  $\equiv \hat{h}(s) < (k + \epsilon/2)$ .

3. **Equivalence:** if  $\epsilon$ BNP-C( $s, k$ ) = *True* then  $\hat{h}(s) < h^*(s) + \epsilon/2 \leq k + \epsilon/2$ . If  $\epsilon$ BNP-C( $s, k$ ) = *False* then  $h^*(s) \geq k + \epsilon$  and  $\hat{h}(s) > h^*(s) - \epsilon/2 \geq k + \epsilon - \epsilon/2 = k + \epsilon/2$

□

Lemma 1 implies that learning accurate heuristic values for state spaces spanned by  $\epsilon$ BNP-C problems is not scalable in nature. For example, consider fitting  $h^*$  to  $\epsilon/2$  precision using an artificial neural network. Querying such a network using forward propagation has a complexity of  $O(n^3l)$  where  $n > 1$  is the maximal layer width and  $l \geq 1$  is the number of hidden layers. That is, the querying complexity grows polynomially with  $l$  and  $n$ . As a result,  $P \neq NP$  and Lemma 1 necessitate that either  $l$ ,  $n$ , or both, grow non polynomially with an  $\epsilon$ BNP-C instance size.

### 3.1 $\epsilon$ BNP-C and NP-H cost minimization problems – state space equivalency

While  $\epsilon$ BNP-C problems might seem to have limited applicability, they span a state space that is the same as that spanned by the A\* algorithm for many NP-H cost minimization problems. Consequently, our main result from Lemma 1 also applies for those cases. Specifically, following Definition 1, NP-H cost minimization problems span the same state space as a  $\epsilon$ BNP-C if they (i) can be reduced to a least cost path problem, (ii) have a finite minimum cost difference (or zero) between any two feasible solutions (paths), and (iii) have a decision variant that is NP-C. For example, finding the minimal number of steps for solving a Rubik's Cube or Sliding Tile puzzle permutation is not  $\epsilon$ BNP-C. However, the state space spanned by the A\* algorithm for solving these problems results in an  $\epsilon$ BNP-C problem. This is because, in both cases, the search problem is formulated as a least cost problem, the minimum difference between any two solutions is 0 or  $\geq 1$ , and their decision variant is in NP-C [Demaine et al., 2018, Ratner and Warmuth, 1990].

### 3.2 Loss function

The training process of a function approximator is usually defined as an optimization problem over an appropriate objective/loss function. In our case, fitting a parameterized ( $\theta$ ) heuristic approximation function,  $\hat{h}_\theta$ , to  $\epsilon/2$  accuracy over a set of states,  $D = \{s_1, \dots, s_n\}$  is achieved when Eq 1 equals zero.

$$l(D; \theta) = \frac{1}{|D|} \sum_{s \in D} \begin{cases} 0 & \text{if } |\hat{h}_\theta(s) - h^*(s)| < \epsilon/2 \\ 1 & \text{otherwise} \end{cases} \quad (1)$$

Notice that Eq 1 returns the fraction of states with a heuristic approximation error larger than the allowed ( $\epsilon/2$ ) bound. We are not aware of a closed form solution that solves  $\arg \min_\theta l(D; \theta)$ . Moreover, given that  $l$  is not differentiable (around  $|\hat{h}_\theta(s) - h^*(s)| = \epsilon/2$ ) and has no meaningful gradients ( $\nabla l = 0$  for its entire domain), it is impractical to apply gradient decent (GD) optimization methods which are common for training neural networks. As a result, we propose a novel  $\epsilon$ -bounded error loss function denoted  $l_\epsilon$ . We construct this loss function to be (a) differentiable, (b) provide meaningful gradients, and (c) have optimal solutions (minimums) that align with the true loss function,  $l$  (Eq 1). Our proposed  $l_\epsilon$  is described in Eq 2.

$$l_\epsilon(D; \theta) = \frac{1}{|D|} \sum_{s \in D} x^2 \left( \frac{1}{1 + \exp \left( -c \left( \left( \frac{2x}{\epsilon} \right)^2 - 1 \right) \right)} \right) \quad (2)$$

$l_\epsilon$  is the product of squared error, denoted by  $x^2 = (\hat{h}_\theta(s) - h^*(s))^2$  and a sigmoid activation function that tends to 1 as the absolute error exceeds the error bound  $((2x/\epsilon)^2 > 1)$  and tends to 0 otherwise.  $c$  is a hyperparameter that can be used to change the smoothness of the loss  $l$  around the error bound value  $\epsilon/2$ .

Figure 1 illustrates three loss variants as a function of the estimation error ( $x = |\hat{h}_\theta(s) - h^*(s)|$ ) with an approximation bound  $\epsilon/2 = 1$ . It is easy to see that both loss functions  $l$  (Eq 1) and  $l_\epsilon$  (Eq 2) are optimized (minimized) when  $l_\epsilon(D; \theta) = l(D; \theta) = 0$ . These plots also demonstrate the tradeoff presented by the  $c$  hyperparameter. When setting  $c = \infty$ , any solution ( $\theta$ ) that results in  $l(D; \theta) = 0$  must also result in  $l_\epsilon(D; \theta) = 0$  and vice versa. However, such a  $c$  value will produce extreme gradient values which commonly lead to inefficient or diverging learning. On the other hand, setting  $c = 0$  will lead to the classical MSE loss which is strictly convex and usually results in more stable learning yet has a single optimum (minimum) hence it might fail to detect solutions for the original loss function ( $l = 0$ ).

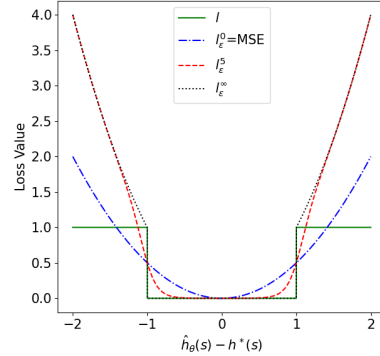


Figure 1: Loss values ( $y$ -axis) for different loss functions with respect to errors in the heuristic approximation ( $x$ -axis). The green line is the true loss function,  $l$ .  $l_\epsilon^c$  shows loss values for  $l_\epsilon$  loss with specific value of the  $c$  parameter.

### 3.3 Is $\epsilon/2$ precision truly required?

Heuristic learning results from previous work [Agostinelli et al., 2019] suggest that these algorithms might not attempt to learn accurate heuristic values. For example, Figure 3 (right) in [Agostinelli et al., 2019] shows a clear underestimation bias for the learned heuristic values. Nonetheless, the DeepCubeA algorithm reports solving the Rubik’s cube while expanding less states compared to state-of-the-art, domain specific heuristics (denoted as PDBs<sup>+</sup> in that paper). These results lead to the following question. Could it be that one does not need to learn arbitrary accurate heuristics to get sufficiently good (polynomial) A\* runtime? And, if so, then perhaps these heuristics are easier to learn?

The answer to the first question is ‘No’ for the general case. A previous publication, Helmert and Röger [2008] specifically addresses this issue. In their paper, Helmert and Roger show that “general

search algorithms such as A\* must necessarily explore an exponential number of search nodes even under the optimistic assumption of almost perfect heuristic estimators, whose heuristic error is bounded by a small additive constant”.

## 4 Experiments

The experimental study is designed to address the following questions.

1. How does the complexity of a universal function approximator,  $\hat{h} \approx h^*$ , scale with a state space spanned by an  $\epsilon$ BNP-C problem?
  - (a) Does such an approximator suffer from ineffective learning due to memorization of the training data (overfitting)?
2. Is the approximator scalability trend sensitive to variation in the target approximation precision?

### 4.1 Universal Function Approximators

As universal function approximators, we use the two artificial neural network structures described in Section 2.2. First, a 2-layer neural network (1 hidden layer), with *Rectified Linear Unit* (ReLU) [Nair and Hinton, 2010] as the activation function.<sup>4</sup> We refer to this approximator as ‘fixed depth’ where the number of neurons in the hidden layer may vary, but the number of layers is fixed. Second, we use a neural network with a fixed width per layer, but allow any number of layers. As in the previous setting, we use ReLU as the activation function for each layer. Similarly, we refer to this structure as ‘fixed width’. We used residual connections [He et al., 2016]<sup>5</sup> and batch normalization [Ioffe and Szegedy, 2015] to mitigate issues such as vanishing gradients that were observed during optimization. Our fixed width architecture follows that of Agostinelli et al. [2019], with two differences. First, we reduce the number of neurons per layer to allow a more gradual increase of the number of parameters following addition of layers. Following theoretical constraints on the minimal layer size presented by Kidger and Lyons [2020], the size of each layer was set as the number of input dimensions + 3. Second, we just have 1 layer before the residual blocks (as opposed to 2) for an odd number of hidden layers. This enables us to have an odd number of layers. Doing so also contributes to a more gradual increase in the number of parameters.

Following previous work [Arfaee et al., 2010, Agostinelli et al., 2019, 2021b] we only consider the ‘fixed depth’ and ‘fixed width’ structures. Other variants of neural networks, like convolutional neural networks used by Orseau and Lelis [2021], are not considered as they make specific assumptions regarding the state feature space (e.g., spatial locality) which do not hold in the domains used in our experiments.

### 4.2 Setup

All the experiments are carried out on a desktop with an Intel’s i9 processor with single Nvidia GTX 1080 Ti GPU.

**Fitting Criterion:** For a model to be considered as ‘fitting’, we train the model on a fixed size dataset until a certain number of epochs and check whether it follows a ‘fitting criterion’. For the first set of experiments, we use  $l = 0$  (Eq. 1) as the fitting criterion and set a maximum of 3,000 epochs to achieve it. For the second set of experiments, we use  $l_\epsilon \leq T$  with  $c = 0$  (i.e., MSE) as the fitting criterion and set a maximum of 300 epochs to achieve it (faster convergence was observed for the relaxed criterion when compared to the  $l = 0$  criterion). We use different threshold values ( $T$ ) to relax the fitting criterion. This relaxation is required because perfectly fitting the data ( $l = 0$ ) usually requires extreme neural network sizes which grow quickly with the size of the training sets.

**Loss Function:** For the initial experiments we use  $l_\epsilon$  (Section 3.2) as the loss function. We later, use  $l_\epsilon$  with  $c = 0$  (i.e. MSE) as the loss function as we relax the fitting criterion. MSE loss results are of

<sup>4</sup>ReLU activation function satisfies the properties required by the universal function approximation theorem [Sonoda and Murata, 2017].

<sup>5</sup>Residual networks were shown to be universal function approximators [Lin and Jegelka, 2018].

interest as this loss function was commonly used in previous work [Agostinelli et al., 2019, 2021a,b, Orseau and Lelis, 2021].

**Datasets:** For all domains, the training set ( $D$ ) included 3,000 random training samples, each of the type  $(s, h^*(s))$ , in cases where the fitting criterion was set to  $l = 0$ . When the fitting criterion was relaxed, the training set was set to  $10^6$  (a million) samples. The discrepancy in training set sizes is due to scalability issues when considering fitting to the strict fitting criterion ( $l = 0$ ). For all cases, the test set was set to  $2 \times 10^5$  random samples.

**Optimization:** We optimize the neural networks using the Adam optimizer [Kingma and Ba, 2015]. Note that Adam is not guaranteed to converge on the global optimum. However, it is widely used in the literature [Agostinelli et al., 2019, Orseau and Lelis, 2021] as it usually leads to near optimal solutions in practice. To mitigate the impact of local minimas, we train each neural network 5 times and report the lowest loss. It is important to note that, in our setting, a model failing to fit  $D$  does not necessarily mean that it is unable to fit  $D$  as no guarantees are provided regarding convergence to the global optimum.

**Finding the minimum number of parameters to fit  $D$ :** Note, if a neural network with 1-hidden layer of size  $n$  can fit a given function, it must be that a neural network with  $n + 1$  neurons in the hidden layer can also fit (by simply setting the additional weights as 0). Similarly, for fixed width case, if a neural network with  $n$  layers can fit a function, it can also fit it with  $n + 1$  layers, by setting the weight matrix of the added layer as the identity matrix. Following these understandings, we perform a binary search on the number of neurons (fixed depth) or layers (fixed width) to effectively approximate the minimum number of neurons or layers that is required to fit  $D$ .

**Domains:** We choose domains that (a) have a state space spanned by an  $\epsilon$ BNP-C problem and (b) in which the number of states grows relatively slowly to have comparison over a larger range of instance sizes. Following these reasons, we choose *Pancake sorting*, *Travelling salesman problem (TSP)*, and *Blocks world (BW)*. Our choice does not follow previous work which focused on the *Tile puzzle* and *Rubik’s cube* domains (the state space for both domains scales with a relatively high exponent). Nonetheless, the state space of both the Tile puzzle and Rubik’s cube is spanned by an  $\epsilon$ BNP-C problem as discussed in Section 3.1. Hence the main results from this paper also apply in those domains. We use a domain-specific encoding,  $\phi$ , and use  $(\phi(s), h^*(s))$  to fit the neural network. The decision variant for pancake, TSP, BW is NP-C [Bulteau et al., 2015, Cormen et al., 2009, Gupta and Nau, 1992] and the cost per operation is constant (1 for pancake and BW, and 0.1 for TSP). Thus, the cost difference between any two solutions is bounded. As a result, state space for all the domains is similar to that spanned by an  $\epsilon$ BNP-C problem. An illustrative example of the domains can be seen in Figure 2. Additional details about the domains and  $\epsilon$ BNP-C equivalency is in Appendix A.2.

Note that several effective methods were presented for pruning the state space for the domains considered [Valenzano and Yang, 2017, Fitzpatrick et al., 2021, Slaney and Thiébaux, 2001]. However, we avoid using such methods as our experiments are designed to study the scalability of heuristic approximation and not present/analyze a state-of-the-art method.

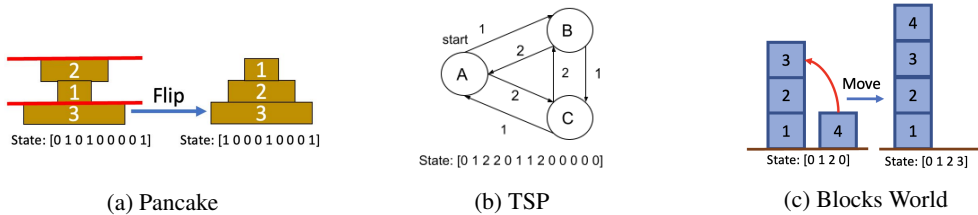


Figure 2: Examples of problem state for each of three domains along with state encoding  $\phi(s)$ .

## 4.3 Results

### 4.3.1 Scaling neural networks for increasing problem size:

To address Experiment Question 1, we report the (empirically) smallest number of parameters (weights and biases) that are able to fit the dataset to  $l(D; \theta) = 0$  for increasing problem sizes. Figure 3 shows plots for the number of parameters on a log scale for a fixed depth approximator. The

loss function was set to the  $l_\epsilon$  loss with  $c = 10$ . For BW we see a linear trend (on a log scale) that suggests that the minimum number of parameters grows exponentially as we increase problem size. For pancake and TSP, we can see a linear trend until a certain problem size and then decrease in minimum number of required parameters. This suggests that, after a certain point, the approximator (neural network) starts overfitting, denoting that the neural network is expressive enough to memorize the entire training set. For instance, if we consider the pancake puzzle, the rise is linear until problem size 7, and after that it starts decreasing, suggesting memorization of the training samples. We see a similar trend at problem size 7 for TSP.

We observe an unintuitive phenomenon once overfitting begins, the required number of parameters declines with the instance size. We believe that this is due to the added dimensionality in the state space. Our belief follows from [Chen et al., 2007] who state “any two finite sets of data with empty overlap in original input space will become linearly separable in an infinite dimensional feature space”. This statement suggests that with sufficient state dimensions (instance size) even a linear heuristic approximation (neural network with no hidden layers) should suffice for overfitting the training set.

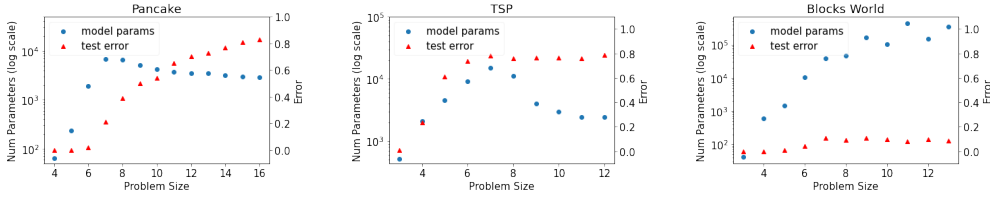


Figure 3: Increase in minimum number of parameters (log scale) for a ‘fixed depth’ network architecture required to fit problems with increasing sizes on  $l_\epsilon$  loss with  $c = 10$ . On the x-axis we have the problem sizes for each of the domains. On y-axis to the left, we have the number of parameters on a log scale. On y-axis to the right, we have error which is fraction of states where  $|\hat{h}_\theta(s) - h^*(s)| \geq \epsilon/2$ .

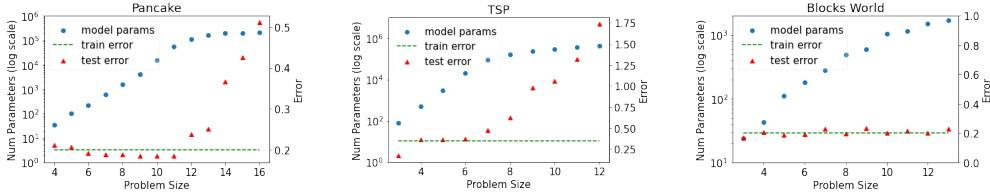


Figure 4: Increase in minimum number of parameters (log scale) for a ‘fixed depth’ network required to fit problems with increasing sizes on  $l_\epsilon$  loss with  $c = 0$  (MSE). On the x-axis we have the problem sizes for each of the domains. On y-axis to the left, we have the number of parameters on a log scale. On y-axis to the right, we have MSE values. Loss thresholds are 0.2, 0.35 and 0.2 for pancake, TSP and BW respectively.

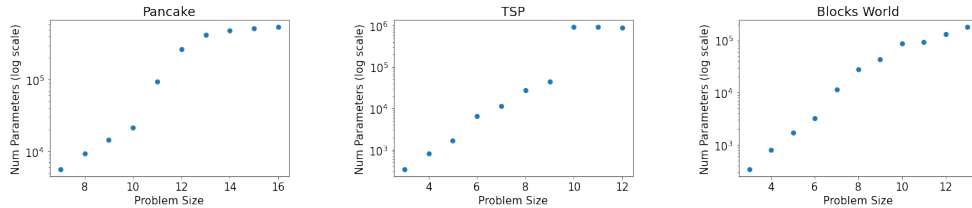


Figure 5: Increase in minimum number of parameters (log scale) for a ‘fixed width’ network required to fit problems with increasing sizes on  $l_\epsilon$  loss with  $c = 0$  (MSE). On the x-axis we have the problem sizes for each of the domains. On y-axis we have the number of parameters on a log scale. Loss thresholds are 0.1 0.35 and 0.02 for pancake, TSP and BW respectively.

For the rest of the paper, as mentioned in Section 4.2, we relax the fitting condition to  $l_\epsilon$  with  $c = 0$  (i.e., MSE), and use the same loss for training. Figure 4 shows a plot for MSE with different error



thresholds. The trends are very similar to Figure 3, but we see the overfitting starts at later problem sizes for pancake and TSP. We also see an increase in number of parameters required as we use the larger (1 million) dataset. We see similar patterns for the fixed width case as shown in Figure 5. The plots are noisier than Figure 4, as adding another layer of size  $n$  increase the number of parameters by  $n^2$  extra weight and  $n$  extra bias parameters, making it challenging to observe a continuum of the number of parameters. We can see that the number of parameters required to fit is similar across fixed depth and fixed width cases ( $\sim 5 \times 10^5$ ) at the point when memorization begins.

To validate our overfitting hypothesis (Question 1a), we include a test error for each approximator size in Figure 3 and Figure 4. In Figure 3 we use Eq. 1 as the test error metric whereas for Figure 4 we use MSE. It is easy to see that while the minimal reported network size stagnates past some problem size (for pancake and TSP), the test error continues to increase which is a common indicator of overfitting. For BW, by contrast, we do not see a rise in test error but also no stagnation.

These results suggest that a sufficiently accurate heuristic function for NP-hard problems might not have a meaningful underlying structure. As a result, the scalability of a heuristic approximator follows that of a naive lookup table, which grows exponentially with the instance size.

#### 4.3.2 Invariance to $\epsilon$ :

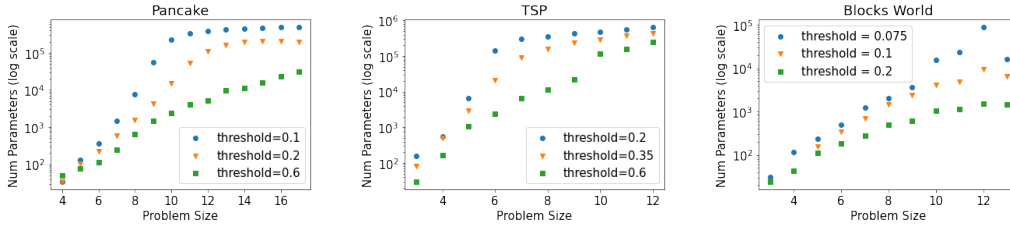


Figure 6: Increase in minimum number of parameters (log scale) required to fit problems with increasing sizes for different loss thresholds on  $l_\epsilon$  loss with  $c = 0$  (MSE). On the x-axis we have the problem sizes for each of the domains. On y-axis we have the number of parameters on a log scale. For each of the three domains, we use three different thresholds.

It seems enticing to think that  $h^*$  can easily be fitted if the acceptable loss threshold is set high enough. Although, it is true that fitting to a larger loss threshold is easier than fitting to a low threshold, we see that, even for larger thresholds, the number of parameters still scale exponentially with the problem size. Figure 6 shows the growth in number of parameters across problem sizes and for various representative loss thresholds. Although the number of parameters required for lower precision is lower, the required number of parameters still grows exponentially. We can also see that, as we increase the threshold, the point where overfitting begins changes. For instance, for pancake problem, we see that for threshold 0.6, the curve is mostly linear until problem size 17. Similar to our results in previous subsection, we begin to see overfitting when we have a minimum of  $\sim 5 \times 10^5$  parameters, across different thresholds and domains. These results suggest that the answer to Question 2: “Is the approximator scalability trend sensitive to variation in the target approximation precision?” is ‘No’.

We also study the (in)variance of the trend to the choice of optimization objective and the details are presented in Appendix A.3. We observe the trend is agnostic to the choice of the optimization objective.

## 5 Summary

In this paper, we investigate the unscalability of heuristic approximators for NP-hard search problems. We provide theoretical justifications for our claim of unscalability while empirically verifying our claims through experiments on 3 representative domains. We also show (empirically) that, irrespective of the architecture of the neural network, choice of optimization objective, and required precision, the number of parameters needed to fit a heuristic function scale exponentially with the problem instance size. The main conclusion drawn from this paper is that heuristic search algorithms that rely on function approximators to fit heuristic values for NP-Hard problems are inherently not scalable. We expect that our paper will impact the research community by shifting its research efforts to

other/additional ways of integrating heuristic search with machine learning, such as exemplified by Agostinelli et al. [2019], Orseau and Lelis [2021].

## References

- Forest Agostinelli, Stephen McAleer, Alexander Shmakov, and Pierre Baldi. Solving the rubik’s cube with deep reinforcement learning and search. *Nature Machine Intelligence*, 1(8):356–363, 2019.
- Forest Agostinelli, Stephen McAleer, Alexander Shmakov, Roy Fox, Marco Valtorta, Biplav Srivastava, and Pierre Baldi. Obtaining approximately admissible heuristic functions through deep reinforcement learning and A\* search. 2021a.
- Forest Agostinelli, Alexander Shmakov, Stephen McAleer, Roy Fox, and Pierre Baldi. A\* search without expansions: Learning heuristic functions with deep q-networks. *arXiv preprint arXiv:2102.04518*, 2021b.
- Shahab Jabbari Arfaee, Sandra Zilles, and Robert C Holte. Bootstrap learning of heuristic functions. In *Third Annual Symposium on Combinatorial Search*, 2010.
- Jehoshua Bruck and Joseph W Goodman. On the power of neural networks for solving hard problems. In *Neural Information Processing Systems*, pages 137–143, 1988.
- Laurent Bulteau, Guillaume Fertin, and Irena Rusu. Pancake flipping is hard. *Journal of Computer and System Sciences*, 81(8):1556–1574, 2015.
- Degang Chen, Qiang He, and Xizhao Wang. On linear separability of data sets in feature space. *Neurocomputing*, 70(13-15):2441–2448, 2007.
- Stephen Cook. The p versus np problem. *The millennium prize problems*, pages 87–104, 2006.
- Thomas H Cormen, Charles E Leiserson, Ronald L Rivest, and Clifford Stein. *Introduction to algorithms*. MIT press, 2009.
- George Cybenko. Approximation by superpositions of a sigmoidal function. *Mathematics of control, signals and systems*, 2(4):303–314, 1989.
- Erik D Demaine, Sarah Eisenstat, and Mikhail Rudoy. Solving the rubik’s cube optimally is NP-complete. In *35th Symposium on Theoretical Aspects of Computer Science*, 2018.
- Rüdiger Ebendt and Rolf Drechsler. Weighted A\* search—unifying view and application. *Artificial Intelligence*, 173(14):1310–1342, 2009.
- Ariel Felner, Jiaoyang Li, Eli Boyarski, Hang Ma, Liron Cohen, TK Satish Kumar, and Sven Koenig. Adding heuristics to conflict-based search for multi-agent path finding. In *Proceedings of the International Conference on Automated Planning and Scheduling*, volume 28, 2018.
- James Fitzpatrick, Deepak Ajwani, and Paula Carroll. Learning to sparsify travelling salesman problem instances. In *International Conference on Integration of Constraint Programming, Artificial Intelligence, and Operations Research*, pages 410–426. Springer, 2021.
- Meir Goldenberg, Ariel Felner, Roni Stern, Guni Sharon, Nathan Sturtevant, Robert C Holte, and Jonathan Schaeffer. Enhanced partial expansion A\*. *Journal of Artificial Intelligence Research*, 50:141–187, 2014.
- Naresh Gupta and Dana S Nau. On the complexity of blocks-world planning. *Artificial Intelligence*, 56(2-3):223–254, 1992.
- Peter E Hart, Nils J Nilsson, and Bertram Raphael. A formal basis for the heuristic determination of minimum cost paths. *IEEE transactions on Systems Science and Cybernetics*, 4(2):100–107, 1968.
- Kaiming He, Xiangyu Zhang, Shaoqing Ren, and Jian Sun. Deep residual learning for image recognition. In *Proceedings of the IEEE conference on computer vision and pattern recognition*, pages 770–778, 2016.

- Michael Held and Richard M Karp. A dynamic programming approach to sequencing problems. *Journal of the Society for Industrial and Applied mathematics*, 10(1):196–210, 1962.
- Malte Helmert. Landmark heuristics for the pancake problem. In *Third Annual Symposium on Combinatorial Search*, 2010.
- Malte Helmert and Robert Mattmüller. Accuracy of admissible heuristic functions in selected planning domains. In *AAAI*, pages 938–943, 2008.
- Malte Helmert and Gabriele Röger. How good is almost perfect? In *Proceedings of the 23rd National Conference on Artificial Intelligence - Volume 2*, AAAI’08, page 944–949. AAAI Press, 2008. ISBN 9781577353683.
- Irina Higgins. Generalizing universal function approximators. *Nature Machine Intelligence*, 3(3): 192–193, 2021.
- Kurt Hornik, Maxwell Stinchcombe, and Halbert White. Multilayer feedforward networks are universal approximators. *Neural networks*, 2(5):359–366, 1989.
- Sergey Ioffe and Christian Szegedy. Batch normalization: Accelerating deep network training by reducing internal covariate shift. In *International conference on machine learning*, pages 448–456. PMLR, 2015.
- Patrick Kidger and Terry Lyons. Universal approximation with deep narrow networks. In *Conference on learning theory*, pages 2306–2327. PMLR, 2020.
- Diederick P Kingma and Jimmy Ba. Adam: A method for stochastic optimization. In *International Conference on Learning Representations (ICLR)*, 2015.
- Hongzhou Lin and Stefanie Jegelka. Resnet with one-neuron hidden layers is a universal approximator. *Advances in neural information processing systems*, 31, 2018.
- Stephen McAleer, Forest Agostinelli, Alexander Shmakov, and Pierre Baldi. Solving the rubik’s cube with approximate policy iteration. In *International Conference on Learning Representations*, 2018.
- Vinod Nair and Geoffrey E Hinton. Rectified linear units improve restricted boltzmann machines. In *ICML*, 2010.
- Laurent Orseau and Levi HS Lelis. Policy-guided heuristic search with guarantees. In *AAAI Conference on Artificial Intelligence*, pages 12382–12390, 2021.
- Laurent Orseau, Levi Lelis, Tor Lattimore, and Théophane Weber. Single-agent policy tree search with guarantees. *Advances in Neural Information Processing Systems*, 31, 2018.
- Christos H Papadimitriou and Kenneth Steiglitz. *Combinatorial optimization: algorithms and complexity*. Courier Corporation, 1998.
- Judea Pearl. Heuristics: intelligent search strategies for computer problem solving. 1984.
- Allan Pinkus. Approximation theory of the mlp model in neural networks. *Acta numerica*, 8:143–195, 1999.
- Daniel Ratner and Manfred Warmuth. The  $(n^2 - 1)$ -puzzle and related relocation problems. *Journal of Symbolic Computation*, 10(2):111–137, 1990. ISSN 0747-7171. doi: [https://doi.org/10.1016/S0747-7171\(08\)80001-6](https://doi.org/10.1016/S0747-7171(08)80001-6). URL <https://www.sciencedirect.com/science/article/pii/S0747717108800016>.
- John Slaney and Sylvie Thiébaux. Blocks world revisited. *Artificial Intelligence*, 125(1-2):119–153, 2001.
- Sho Sonoda and Noboru Murata. Neural network with unbounded activation functions is universal approximator. *Applied and Computational Harmonic Analysis*, 43(2):233–268, 2017.
- Paolo Toth and Daniele Vigo. *The vehicle routing problem*. SIAM, 2002.
- Richard Anthony Valenzano and Danniell Sihui Yang. An analysis and enhancement of the gap heuristic for the pancake puzzle. In *Tenth Annual Symposium on Combinatorial Search*, 2017.
- David E Wilkins. *Practical planning: extending the classical AI planning paradigm*. Elsevier, 2014.

## A Appendix

### A.1 Summary of previous results

Problem	State Space	Approach	Num. Parameters	Solution Quality	Expanded Nodes
48 Tile puzzle	$3.00 \times 10^{62}$	DeepCubeA	$3.00 \times 10^7$	253.4	$*5.73 \times 10^6$
24 Tile puzzle	$7.70 \times 10^{24}$	DeepCubeA	$\uparrow 2.10 \times 10^7$	$\downarrow 89.5$	$\uparrow *2.01 \times 10^6$
		PHS*	$1.05 \times 10^6$	$\uparrow 224.0$	$\downarrow 2.87 \times 10^3$
		PHS <sub>h</sub>	$1.05 \times 10^6$	119.5	$5.86 \times 10^4$
		BLH	$\downarrow *3.00 \times 10^4$	-	$5.22 \times 10^6$
15 Tile puzzle	$1.00 \times 10^{13}$	DeepCubeA	$\uparrow 1.82 \times 10^7$	52.0	$\uparrow 1.28 * \times 10^6$
		BLH	$\downarrow *3.00 \times 10^4$	-	$\downarrow 1.01 \times 10^4$
Sokoban	$*1.53 \times 10^{15}$	DeepCubeA	$\uparrow 1.50 \times 10^7$	$\downarrow 32.9$	$\downarrow 1.05 \times 10^3$
		PHS*	$\downarrow 3.71 \times 10^6$	37.6	$1.52 \times 10^3$
		PHS <sub>h</sub>	$\downarrow 3.71 \times 10^6$	$\uparrow 39.1$	$\uparrow 2.13 \times 10^3$

Table 1: Comparison of previous approaches: DeepCubeA [Agostinelli et al., 2019], Policy Guided Heuristic (PHS<sub>h</sub>, PHS\*) [Orseau and Lelis, 2021], Bootstrap Learning Heuristic (BLH) [Arfae et al., 2010]. ‘\*’ in front of a value denotes, some approximation based on additional assumptions. ‘-’ denotes unreported values in original paper. ‘ $\uparrow$ ’ in front of value denotes the worst value, and ‘ $\downarrow$ ’ denotes the best value for the domain. ‘|State Space|’ denotes the size of state space.

Table 1 shows a rough comparison between the results of previous approaches. For each domain (‘problem’) we report the size of its state space and for each approach, the number of parameters used to fit the underlying heuristic approximator, the resulting solution quality (cost), and its running complexity (number of expanded states).

For the number of parameters of BLH, we calculate a rough estimate assuming a 3 layer neural network with 1000 neurons in each layer. DeepCubeA, reports the number of generated nodes instead of number of expanded nodes, which we approximate as  $generated\_nodes / branching\_factor$ . PHS\* and PHS<sub>h</sub> are two variants as used in [Orseau and Lelis, 2021]. For the  $10 \times 10$  Sokoban grid with 4 boxes, the size of state space is approximately calculated as  $100 \times \binom{100}{4} \times \binom{100}{4}$  where 100 are possible player locations  $\binom{100}{4}$  are box locations as well as box targets. We disregard parameters added due to any batch normalization layer. We note that the change in the number of parameters for a given approach results from varying the number of input features for the problem size, and not from changes to the hidden layers’ layout. An exception to this is DeepCubeA, which uses 6 residual blocks [He et al., 2016] for *Tile puzzle* and 4 for *Rubik’s Cube* and *Sokoban*. The results present a trend where scaling the problem size necessitates a larger approximator (w.r.t the number of parameters). If the approximator’s size is not increased, then we observe reduced accuracy (‘Solution Quality’) and/or increased computational complexity (‘Expanded Nodes’).

### A.2 Domain Description

The domains used in our experiments are as follows.

**Pancake:** (1) *Description:* The pancake sorting problem is a NP-H problem [Bulteau et al., 2015], where the task is to sort pancakes stacked one on top of another in minimum number of steps. A step allows inserting a spatula at any position in the stack and flipping (inverting) all the pancakes above it. (2) *Dataset Generation:* Following [Agostinelli et al., 2019], we generate the training data by taking a random walk from the goal state. To calculate the  $h^*$  values (or labels), we solve the problem with A\* search and an admissible heuristic function known as the gap heuristic [Helmert, 2010]. (3) *Encoding:* The state encoding,  $\phi(s)$  was defined through a one-hot encoding of each pancake location in the stack. An example of pancake problem along with state representation can be seen in Figure 2 (a). (4)  $\epsilon$ BNP-C: The decision problem for pancake is NP-C [Bulteau et al., 2015] and if the cost of each move is assumed to be constant (set to 1 in our case), it is also  $\epsilon$ BNP-C. As a result, we can bound the heuristic approximation error defined by Lemma 1 to  $|h^*(s) - \hat{h}(s)| < 0.5$ . (5) *Problem Size:* Problem size of  $n$  is a pancake problem with  $n$  pancakes.

**Travelling Salesman Problem (TSP):** (1) *Description:* TSP is a NP-H problem [Cormen et al., 2009] where, given a graph of cities, the task is to find shortest route (sum of cost of edges) that visits

every city (vertex in graph) exactly once while returning to the start city. (2) *Dataset Generation*: We generate complete weighted directed graphs with edges uniformly sampled from numbers in range  $[0.1, 5]$  with 0.1 granularity. The start node is randomly picked. Note that, for the experiments, we consider only initial states, that is, no city is travelled, but use different graphs with different start cities. To calculate  $h^*$ , we use the Held–Karp algorithm [Held and Karp, 1962] as the solver. (3) *Encoding*: The state encoding,  $\phi(s)$  was defined by a 1-dimensional representation of adjacency matrix of the graph concatenated with array of length  $n$  denoting which nodes are visited and the start node. An example of TSP problem along with state representation can be seen in Figure 2 (b). (4)  *$\epsilon$ BNP-C*: The decision version of TSP is known to be NP-C [Cormen et al., 2009]. As the minimum possible edge cost is 0.1, difference of any two feasible solutions will be either 0 or  $\geq 0.1$ , thus the decision version of TSP is  $\epsilon$ BNP-C. (5) *Problem Size*: Problem size of  $n$  is a TSP problem with  $n$  distinct cities.

**Blocks World (BW)**: (1) *Description*: The BW problem is a NP-H problem [Gupta and Nau, 1992] that consists of a number of blocks stacked into towers [Slaney and Thiébaux, 2001], where the task is to turn a given start state to a given goal state with a minimum number of steps. A step allows moving one block from the top of a tower onto the top of another one or to the table. (2) *Dataset Generation*: We fix a goal state and generate instances with uniform random start states. To calculate the  $h^*$  values, we solve the instances with A\* using the number of blocks that are in the wrong positions as heuristic. We use a goal state where all blocks are stacked on each other in order with the lowest numbered block at the bottom. (3) *Encoding*: We use the same state encoding,  $\phi(s)$ , as used in [Slaney and Thiébaux, 2001]. An example of BW problem along with the state encoding can be seen in Figure 2 (c). (4)  *$\epsilon$ BNP-C*: It was previously shown Gupta and Nau [1992] that the decision problem of BW is NP-C. Given a constant operation cost of 1, the decision version of BW is in  $\epsilon$ BNP-C. (5) *Problem Size*: Problem size of  $n$  is a BW problem with  $n$  blocks.

### A.3 Invariance of unscalability trends to loss objectives

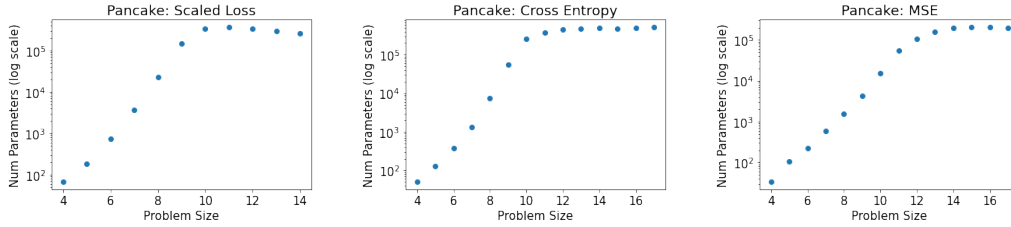


Figure 7: Increase in minimum number of parameters (log scale) required to fit problems with increasing sizes on various loss functions. On the x-axis we have the problem sizes for each of the domains. On y-axis we have the number of parameters on a log scale. The thresholds used for scaled loss, accuracy threshold for cross entropy loss, MSE are 0.001, 90%, 0.2.

Beyond the initial variants of  $l_\epsilon$  loss, we now report results for two additional loss functions.

1. *categorical cross entropy loss* by viewing the heuristic learning as a classification problem.
2. *Scaled loss* defined as:  $\frac{1}{N} \sum_{i=1}^N (1 - \frac{\hat{h}_\theta(s_i)}{h^*(s_i)})^2$

The motivation behind the scaled loss variant is as follows. In many cases, the suboptimality factor of the A\* algorithm is governed by the relative error in  $\hat{h}_\theta$  and not the absolute error. The *weighted-A\** algorithm [Ebdend and Drechsler, 2009] is a prominent example.

Figure 7 shows a plot for three loss functions for the pancake problem using the ‘fixed depth’ network structure (similar trends were observed for the other domains and network structure). These results suggest that the exponential size increase of a fitting neural network followed by stagnation (suggesting overfitting) is agnostic to the choice of the loss functions.