
QUANTIFYING ALEATORIC AND EPISTEMIC UNCERTAINTY IN MACHINE LEARNING: ARE CONDITIONAL ENTROPY AND MUTUAL INFORMATION APPROPRIATE MEASURES?

A PREPRINT

Eyke Hüllermeier
 Institute of Informatics
 University of Munich (LMU)
 eyke@lmu.de

September 8, 2022

ABSTRACT

This short note is a critical discussion of the quantification of aleatoric and epistemic uncertainty in terms of conditional entropy and mutual information, respectively, which has recently been proposed in machine learning and has become quite common since then. More generally, we question the idea of an additive decomposition of total uncertainty into its aleatoric and epistemic constituents.

1 Introduction

The distinction between different types of uncertainty and their quantification has been of major interest in the recent machine learning literature [Senge et al., 2014, Kendall and Gal, 2017], and various methods for quantifying so-called *aleatoric* and *epistemic* uncertainty have been proposed [Hüllermeier and Waegeman, 2021]. In the context of supervised learning, the focus is typically on *predictive uncertainty*, i.e., the learner’s uncertainty in the outcome $y \in \mathcal{Y}$ given a query instance \mathbf{x} (an element of an underlying instance space \mathcal{X}) for which a prediction is sought. The aleatoric part of this uncertainty is due to the supposedly stochastic nature of the dependence between instances and outcomes, whence the “ground-truth” is a conditional probability distribution $p(\cdot | \mathbf{x})$ on \mathcal{Y} . Thus, each outcome y has a certain probability to occur, so that even complete knowledge about the underlying data-generating process does not allow for predicting the outcome with full certainty.

Obviously, the learner does not even know $p(\cdot | \mathbf{x})$. Instead, it produces a “guess” $\hat{p}(\cdot | \mathbf{x})$ on the basis of the sample data \mathcal{D} provided for training. Broadly speaking, epistemic uncertainty refers to uncertainty about the true probability and hence the discrepancy between p and \hat{p} . This (second-order) uncertainty should be captured and represented by an “uncertainty-aware” learner in one way or the other. One approach is Bayesian inference, where the learner translates uncertainty about the (Bayes) predictor into uncertainty about a prediction expressed in terms of the posterior predictive distribution. Another idea is to let the learner more directly predict, not only the target variable, but also its own uncertainty about the prediction. For example, instead of predicting a probability distribution $\hat{p}(\cdot | \mathbf{x})$, the learner may predict a second-order distribution in the form of a distribution of distributions [Malinin and Gales, 2018, 2019, Malinin et al., 2020, Charpentier et al., 2020, Huseljc et al., 2020, Kopetzki et al., 2021].

Either way, what is eventually produced by the learner is a *second-order* or *level-2* predictor

$$H : \mathcal{X} \longrightarrow \Delta_K^{(2)}, \quad (1)$$

where $\Delta_K^{(2)} = \mathbb{P}(\mathbb{P}(\mathcal{Y}))$ denotes the set of second-order distributions, i.e., probability distributions on probability distributions on \mathcal{Y} . For the sake of simplicity, we subsequently omit the conditioning on the query instance \mathbf{x} for which

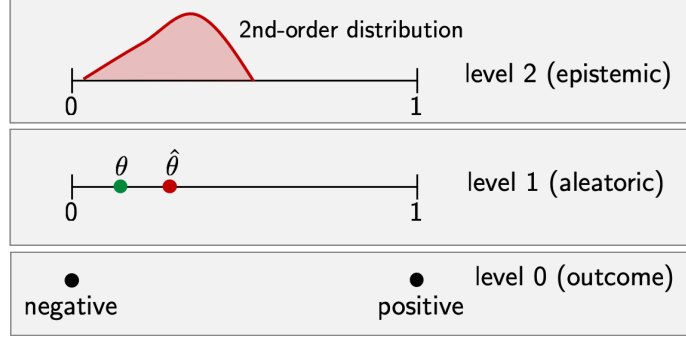


Figure 1: Uncertain prediction Q of a Bernoulli distribution, which corresponds to the probability θ of the positive class in binary classification. In Bayesian inference, Q is given by the posterior predictive distribution (epistemic level), and a point prediction $\hat{\theta}$ (aleatoric level) is obtained by model averaging.

a prediction is sought. Moreover, we assume the target variable to be categorical (although the arguments put forward also apply to the case of regression), i.e., $\mathcal{Y} = \{y_1, \dots, y_K\}$, so that $\mathbb{P}(\mathcal{Y})$ can be identified with the K -simplex

$$\Delta_K := \left\{ \theta = (\theta_1, \dots, \theta_K) \in [0, 1]^K \mid \|\theta\|_1 = 1 \right\}. \quad (2)$$

Each probability vector $\theta \in \Delta_K$ identifies a categorical distribution $\text{Cat}(\theta)$ on \mathcal{Y} such that $\theta_k = p(y_k \mid \theta)$ is the probability of outcome y_k , and one of these distributions, θ^* , corresponds to the (unknown) ground-truth. If $H(x) = Q \in \Delta_K^{(2)}$ is the prediction for a query x , then Q assigns a probability (density) $Q(\theta)$ to each distribution $\theta \in \Delta_K$. This Q represents the epistemic state of the learner, and the more concentrated Q is, the more certain the learner seems to be about the true distribution θ^* .

For illustration, consider the case of binary classification ($K = 2$), where $\mathcal{Y} = \{y_1, y_2\}$ consists of only two classes, positive and negative. The conditional distribution $p(\cdot \mid x)$ is now determined by the probability vector $\theta = (\theta_1, \theta_2)$, i.e., by the two probabilities $\theta_1 = p(y_1 \mid x)$ and $\theta_2 = p(y_2 \mid x)$. As these sum up to 1, per-instance prediction in x effectively comes down to inference about the ground-truth probability $\theta_1^* = p(y_1 \mid x)$ of the positive class, and hence about the (success) parameter θ of a Bernoulli distribution $\text{Bern}(\theta)$. The level-2 distribution Q could be a Dirichlet distribution, for example. Fig. 1 illustrates this scenario.

2 Uncertainty quantification

Given a representation of an uncertain prediction in terms of a level-2 distribution Q , one might be interested in *quantifying* the learner’s uncertainty in terms of a single number, and maybe to decompose the *total uncertainty* into its *aleatoric* and *epistemic* contributions. One approach that has recently been proposed and is now commonly adopted [Houlsby et al., 2011, Gal, 2016, Depeweg et al., 2017, 2018, Smith and Gal, 2018, Mobiny et al., 2021] is based on the decomposition of Shannon entropy H into conditional entropy and mutual information I , which is well-known from information theory:

$$H(Y) = H(Y \mid \Theta) + I(Y, \Theta). \quad (3)$$

The level-1 distribution is here considered as a random variable Θ (distributed according to Q), and Y denotes the (random) outcome, i.e., the value of the target variable. With $p(\cdot)$ the marginal probability on outcomes, i.e., $p(y_k) = \int \theta_k dQ(\theta)$, Shannon entropy $H(Y) = -\sum_k p(y_k) \log p(y_k)$ is postulated as a suitable measure of total uncertainty, $H(Y \mid \Theta)$ as a measure of aleatoric uncertainty, and mutual information $I(Y, \Theta)$ between Y and Θ as a measure of epistemic uncertainty. Although Shannon entropy is widely established and commonly used as a measure of uncertainty associated with a distribution (or random variable), one may wonder about its appropriateness as a measure of total predictive uncertainty in the scenario outlined above, and also question the decomposition on the right-hand side of (3). We will discuss each of the parts in turn. As an illustration, we pick up our previous example of binary classification (prediction of a Bernoulli distribution); Fig. 2 shows some exemplary level-2 distributions Q together with the values for total, aleatoric, and epistemic uncertainty.

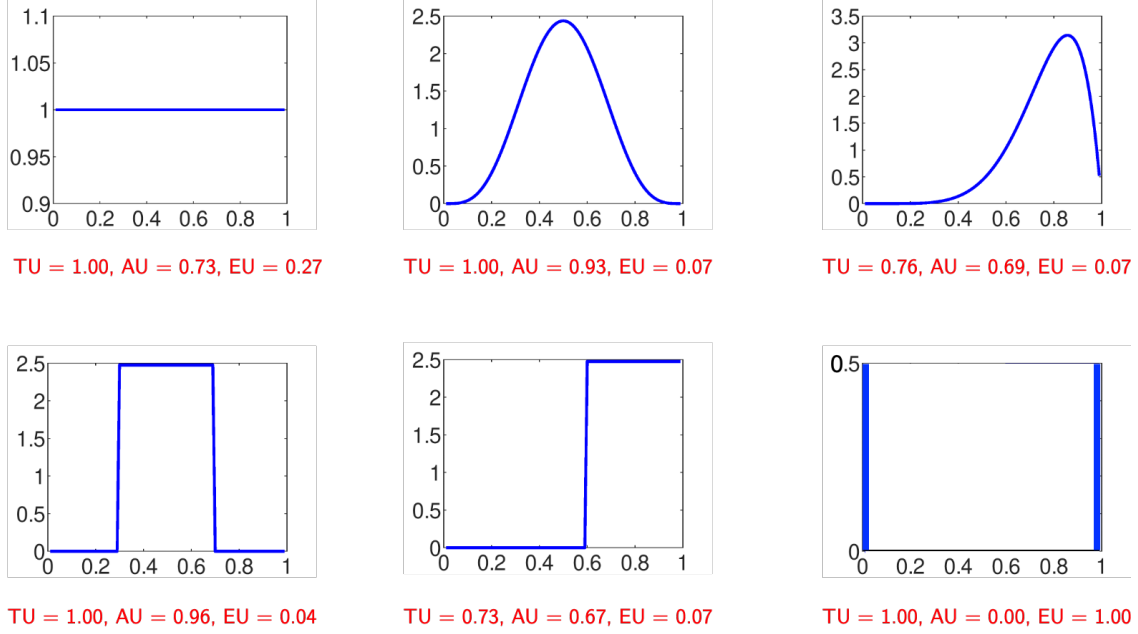


Figure 2: Different level-2 distributions Q over the parameter θ of a Bernoulli distribution (unit interval on the x-axis). Uncertainty is normalised to a maximum of 1.

2.1 Total uncertainty

As a first questionable property, note that total uncertainty in terms of Shannon entropy $H(Y)$ is maximal as soon as Q is symmetric around $\theta = 1/2$. In particular, the uniform Q_{uni} , which is commonly taken as a representation of *complete ignorance* (justified by the “principle of indifference” invoked by Laplace, or by referring to the principle of maximum entropy), has the same total uncertainty as the Dirac distribution $Q = \delta_{1/2}$ putting all mass on $\theta = 1/2$. Although one may argue that the uncertainty about the target variable is indeed the same in both cases, this might be counterintuitive, because in the one case, the learner (supposedly) knows nothing, whereas in the other case, it perfectly knows the ground-truth distribution θ^* . Likewise, it appears strange that any non-symmetric distribution Q will have a lower total uncertainty, including, for example, a uniform distribution on $\theta \in [0.3, 1]$, although it arguably reflects a lower degree of informedness than $\delta_{1/2}$.

This property of total uncertainty can be understood by noting that the distribution of Y is the *expectation* of the conditional distributions $Y | \theta$ with respect to Q , i.e., total uncertainty is defined in terms of

$$H\left(\mathbf{E}_{\theta \sim Q} [Y | \theta]\right).$$

In other words, total uncertainty is the uncertainty (entropy) of the distribution of Y , which the learner *expects* according to its belief Q . As a consequence, there is no distinction between Q_{uni} and $\delta_{1/2}$, which both lead to the same expectation (namely, Bernoulli with $\theta = 1/2$). As can be seen from this example, the distribution Q itself enters only very indirectly in this computation — effectively, this distribution is averaged out. In this sense, the reason for having maximal total uncertainty in the case of Q_{uni} is not that this distribution (supposedly) reflects the greatest lack of knowledge, but only that it is symmetric around $\theta = 1/2$. The spread of Q , on the other hand, is not directly reflected in the total uncertainty, although it should be an important indicator of the learner’s state of knowledge.

2.2 Aleatoric uncertainty

The conditional entropy used as a measure of aleatoric uncertainty is given by

$$\begin{aligned} H(Y | \Theta) &= \int Q(\boldsymbol{\theta}) \underbrace{\left(- \sum_{y \in \mathcal{Y}} p(y | \boldsymbol{\theta}) \log p(y | \boldsymbol{\theta}) \right)}_{H(Y | \boldsymbol{\theta})} d\boldsymbol{\theta} \\ &= \mathbf{E}_{\boldsymbol{\theta} \sim Q} [H(Y | \boldsymbol{\theta})]. \end{aligned} \quad (4)$$

In the case of ensemble learning, often considered as a way to approximate Bayesian inference, this measure is replaced by

$$H(Y | \Theta) = -\frac{1}{M} \sum_{i=1}^M \sum_{y \in \mathcal{Y}} p(y | \boldsymbol{\theta}^{(i)}) \log p(y | \boldsymbol{\theta}^{(i)}),$$

where $\boldsymbol{\theta}^{(i)} = h_i(\mathbf{x})$ are the predictions of the ensemble members h_i , $i = 1, \dots, M$. The motivation for this measure is as follows: By fixing a level-1 distribution $\boldsymbol{\theta} \in \Delta_K$, all epistemic uncertainty is essentially removed and only aleatoric uncertainty remains, so that $H(Y | \boldsymbol{\theta}) = -\sum_k \theta_k \log \theta_k$ is indeed a natural measure of aleatoric uncertainty. However, since $\boldsymbol{\theta}$ is not precisely known, aleatoric uncertainty is measured in terms of the *expectation* of this entropy with regard to the level-2 distribution Q .

Noting that Q represents the learner’s *subjective belief* about a supposedly *objective ground-truth* $\boldsymbol{\theta}^*$, $H(Y | \Theta)$ can be seen as the learner’s (current) best guess of the true aleatoric uncertainty. Although it could be argued that this is a meaningful quantity, the relationship between this best guess and the true aleatoric uncertainty $H(Y | \boldsymbol{\theta}^*)$ is not clear at all. In the case of Q_{uni} , for example, the learner simply averages over the entropies of all candidate distributions, e.g., all Bernoullis with $\theta \in [0, 1]$ in the case of binary classification. However, if a uniform Q is meant to represent complete ignorance, then all the learner can know is that the true aleatoric uncertainty is between 0 (maybe the true distribution is $\text{Bern}(0)$ or $\text{Bern}(1)$) and 1 (in the case of ground-truth $\text{Bern}(1/2)$). Averaging would make sense if the learner indeed knew that all distributions have the same probability, but this is not the case — on the contrary, by assuming a single ground-truth $\boldsymbol{\theta}^*$, it actually even knows that the true level-1 distribution is a Dirac and not a uniform distribution.

2.3 Epistemic uncertainty

The mutual information $I(Y, \Theta)$ between Y and Θ is given by the Kullback-Leibler divergence from the joint distribution to the product of the marginals:

$$I(Y, \Theta) = \mathbf{E}_{(y, \boldsymbol{\theta}) \sim P} \left\{ \log \left(\frac{P(y, \boldsymbol{\theta})}{p(y)Q(\boldsymbol{\theta})} \right) \right\}. \quad (5)$$

Alternatively, it can also be written in terms of (expected) KL divergence as

$$I(Y, \Theta) = \mathbf{E}_{\boldsymbol{\theta} \sim Q} \left[D_{KL}(p(Y | \boldsymbol{\theta}) \| p(Y)) \right]. \quad (6)$$

The discrete version of this expression, which is often used in ensemble learning, is the Jensen-Shannon divergence

$$\frac{1}{M} \sum_{i=1}^M D_{KL} \left(\boldsymbol{\theta}^{(i)} \parallel \frac{1}{M} \sum_{j=1}^M \boldsymbol{\theta}^{(j)} \right) \quad (7)$$

of the distributions $\boldsymbol{\theta}^{(1)}, \dots, \boldsymbol{\theta}^{(M)}$.

Both (5) and (7) may appear intuitively plausible at first sight: If the observation of Y carries a significant amount of information about $\boldsymbol{\theta}$ (or vice versa), then the learner’s uncertainty about $\boldsymbol{\theta}$ must be high. Likewise, a high divergence (7), i.e., high disagreement between the predictions of different ensemble members, can be taken as an indicator of a high level of (epistemic) uncertainty.

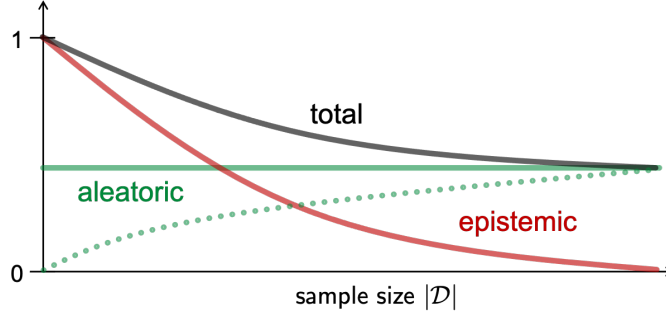


Figure 3: Qualitative behaviour of total, aleatoric, and epistemic uncertainty depending on the sample size. The dotted line is the difference between total and epistemic uncertainty (and hence corresponds to aleatoric uncertainty when stipulating an additive decomposition).

That said, the measures do not necessarily behave as one may expect. Looking at Fig. 2, a first observation is that epistemic uncertainty tends to be relatively low, which is especially noticeable in the case of the uniform distribution (upper left). As already mentioned, Q_{uni} is normally meant to represent complete ignorance, suggesting that the learner is as uninformed as it could be. In Bayesian inference, for example, it is commonly adopted as a prior, hence representing knowledge before having seen any data. In such a state, one would actually assume that all uncertainty is epistemic, and hence the measure of epistemic uncertainty very high. On the contrary, however, aleatoric uncertainty is much higher than epistemic. Actually, the highest epistemic uncertainty is reached for the case in the bottom right, where Q is a mixture of two Dirac measures, one placed at $\theta = 0$ and another one at $\theta = 1$. This distribution suggests a deterministic dependency, where the outcome is either certainly positive or certainly negative — a case in which the learner arguably knows more than nothing, so again, the level of epistemic uncertainty does not seem to be appropriate.

Mathematically, the numbers are clearly correct and meaningful: In the bottom right case, the ground-truth distribution θ is uniquely determined as soon as the outcome Y has been observed (and vice versa), so mutual information should indeed be maximal. What must be concluded is rather that mutual information is not the right measure of (epistemic) uncertainty. Indeed, mutual information is arguably more a measure of *conflict* rather than a measure of ignorance. This can be seen quite clearly from the representation (6) or the discrete version (7). Indeed, the set of measures θ diverge less under the uniform Q than under the Dirac mixture $\frac{1}{2}\delta_0 + \frac{1}{2}\delta_1$ (because the uniform Q also assigns probability mass to distributions θ and θ' that are very similar to each other, and hence less divergent).

Also note that epistemic uncertainty is not invariant against a shift of the distribution Q . For example, the bottom left and bottom middle distributions are both uniform on an interval of length 0.4, suggesting the same level of informedness about the ground-truth θ . Yet, the respective degrees of epistemic uncertainty are different. Of course, one may argue that the uncertainty may not only depend on the shape of distribution (e.g., length of the interval) but also on the location. Then, however, the uniform on $[0.3, 0.7]$ should arguably have the higher uncertainty, as it is closer to the middle ($\theta = 1/2$) than the uniform on $[0.6, 1]$ — which is indeed the case for total and aleatoric uncertainty, but exactly the other way around for epistemic uncertainty.

2.4 Additive decomposition

More generally, one may question the meaningfulness of an *additive* decomposition of total into aleatoric and epistemic uncertainty. Intuitively, epistemic uncertainty should be maximal and should equal total uncertainty in the beginning of a learning process, where the learner has not seen any data \mathcal{D} . Later on, with increasing sample size $|\mathcal{D}|$, epistemic uncertainty should decrease and eventually vanish, because the learner will gain full knowledge about the data-generating process, and total uncertainty should converge to aleatoric uncertainty (see Fig. 3). Then, an additive decomposition implies that aleatoric uncertainty must start at 0 and increase with increasing sample size. This is strange, however, because the aleatoric uncertainty is not a property of the learner but a property of the data-generating process, and hence does not change over the course of time — in mismatch with definition (4), which does depend on (the epistemic state of) the learner through the level-2 distribution Q . Instead, the aleatoric uncertainty is a constant, even if the value of that constant is not known.

The point to observe here is that epistemic uncertainty also implies uncertainty about aleatoric uncertainty: In the beginning of the learning process, when the learner knows very little, it does not know the true aleatoric uncertainty either. Seen from this perspective, the best one can expect in terms of quantification is a *bound* on aleatoric uncertainty, whereas a precise value such as an expectation appears to be less meaningful.

3 Concluding remarks

The problems outlined above are connected with the more general question regarding the suitability of probability distributions to represent ignorance in the sense of a lack of knowledge, which has been discussed intensely and controversially in the literature [Dubois et al., 1996]. For example, when using the uniform distribution as a representation of complete ignorance, the epistemic state of zero knowledge cannot be distinguished from the state of perfect information, where the learner indeed knows that all outcomes are equiprobable. This was already pointed out by the famous Ronald Fisher, who noted that “*not knowing the chance of mutually exclusive events and knowing the chance to be equal are two quite different states of knowledge.*”

In the approach considered in this paper, the learner’s belief is formalised in terms of the (level-2) distribution Q , and all uncertainties are defined as *expectations* with regard to that distribution. Indeed, even when accepting entropy and KL divergence as meaningful measures of uncertainty about the target (level-0) and the predictive distribution (level-1), respectively, one may wonder whether the expected value of the former is a meaningful measure of aleatoric uncertainty, and likewise, the expected value of the latter a meaningful measure of epistemic uncertainty. First, averaging always comes with a loss of information — in this case about important properties of Q , such as its spread. Second, the expectation with respect to a distribution is only meaningful if the distribution itself is correctly specified. Here, however, Q cannot be claimed to represent and sort of correct or objective probabilistic knowledge about the (level-1) distribution θ . Again, this becomes especially apparent for the uniform distribution Q_{uni} : Averaging over all $\text{Bern}(\theta)$ for $\theta \in [0, 1]$ does make sense if all θ ’s are indeed known to be equally probably, but arguably less so if Q_{uni} is meant to represent complete ignorance. If the learner knows nothing about θ , what justifies the specific role of $\theta = 1/2$ and, e.g., a quantification of (total) uncertainty in terms of the entropy of $\text{Bern}(1/2)$?

Going beyond probability, several scholars therefore advocate the use of generalised, more expressive uncertainty formalisms such as credal sets, which might also be of interest for uncertainty quantification in machine learning. Yet, measuring uncertainty and disaggregating total into aleatoric and epistemic uncertainty do not necessarily become simpler for such formalisms [Hüllermeier et al., 2022].

Acknowledgements

The authors would like to thank Viktor Bengs, Yusuf Sale, Willem Waegeman, and Lisa Wimmer for interesting discussions and useful comments on this manuscript.

References

- B. Charpentier, D. Zügner, and S. Günnemann. Posterior network: Uncertainty estimation without OOD samples via density-based pseudo-counts. In *Proc. NeurIPS, 33rd Conf. on Advances in Advances in Neural Information Processing Systems*, volume 33, pages 1356–1367, 2020.
- S. Depeweg, J.M. Hernández-Lobato, F. Doshi-Velez, and S. Udluft. Decomposition of uncertainty for active learning and reliable reinforcement learning in stochastic systems. *CoRR*, abs/1710.07283, 2017. URL <http://arxiv.org/abs/1710.07283>.
- S. Depeweg, J.M. Hernandez-Lobato, F. Doshi-Velez, and S. Udluft. Decomposition of uncertainty in Bayesian deep learning for efficient and risk-sensitive learning. In *Proc. ICML, 35th International Conference on Machine Learning*, pages 1184–1193, 2018.
- D. Dubois, H. Prade, and P. Smets. Representing partial ignorance. *IEEE Transactions on Systems, Man and Cybernetics, Series A*, 26(3):361–377, 1996.
- Y. Gal. *Uncertainty in Deep Learning*. PhD thesis, University of Cambridge, 2016.

- N. Houlsby, F. Huszar, Z. Ghahramani, and M. Lengyel. Bayesian active learning for classification and preference learning. *CoRR*, abs/1112.5745, 2011. URL <http://arxiv.org/abs/1112.5745>.
- E. Hüllermeier and W. Waegeman. Aleatoric and epistemic uncertainty in machine learning: An introduction to concepts and methods. *Machine Learning*, 110(3):457–506, 2021. doi: 10.1007/s10994-021-05946-3.
- E. Hüllermeier, S. Destercke, and M.H. Shaker. Quantification of credal uncertainty in machine learning: A critical analysis and empirical comparison. In *Proc. UAI, 38th Conference on Uncertainty in Artificial Intelligence*, Eindhoven, Netherlands, 2022.
- D. Huseljic, B. Sick, M. Herde, and D. Kottke. Separation of aleatoric and epistemic uncertainty in deterministic deep neural networks. In *Proc. ICPR, 25th International Conference on Pattern Recognition*, pages 9172–9179. IEEE, 2020.
- A. Kendall and Y. Gal. What uncertainties do we need in Bayesian deep learning for computer vision? In *Proc. NIPS, 30th Conf. on Advances in Advances in Neural Information Processing Systems*, pages 5574–5584, 2017.
- A.K. Kopetzki, B. Charpentier, D. Zügner, S. Giri, and S. Günnemann. Evaluating robustness of predictive uncertainty estimation: Are Dirichlet-based models reliable? In *Proc. ICML, 38th International Conference on Machine Learning*, pages 5707–5718, 2021.
- A. Malinin and M. Gales. Predictive uncertainty estimation via prior networks. In *Proc. NeurIPS, 31st Conf. on Advances in Advances in Neural Information Processing Systems*, pages 7047–7058, 2018.
- A. Malinin and M. Gales. Reverse KL-divergence training of prior networks: Improved uncertainty and adversarial robustness. In *Proc. NeurIPS, 32nd Conf. on Advances in Advances in Neural Information Processing Systems*, pages 14520–14531, 2019.
- A. Malinin, B. Mlodozieniec, and M. Gales. Ensemble distribution distillation. In *Proc. ICLR, 8th International Conference on Learning Representations*, 2020.
- A. Mobiny, H.V. Nguyen, S. Moulik, N. Garg, and C.C. Wu. DropConnect is effective in modeling uncertainty of Bayesian networks. *Scientific Reports*, 11(5458), 2021.
- R. Senge, S. Bösner, K. Dembczynski, J. Haasenritter, O. Hirsch, N. Donner-Banzhoff, and E. Hüllermeier. Reliable classification: Learning classifiers that distinguish aleatoric and epistemic uncertainty. *Information Sciences*, 255: 16–29, 2014.
- L. Smith and Y. Gal. Understanding measures of uncertainty for adversarial example detection. In *Proc. UAI, 34th Conference on Uncertainty in Artificial Intelligence*, pages 560–569, 2018.