

Hyperloop: A Cybersecurity Perspective

Alessandro Brighente, University of Padua
Mauro Conti, University of Padua and TU Delft
Denis Donadel, University of Padua
Federico Turrin, University of Padua

Hyperloop is among the most prominent future transportation systems. First introduced by Elon Musk, Hyperloop concept involves novel technologies to allow traveling at a maximum speed of 1220km/h, while guaranteeing sustainability. Due to the system's performance requirements and the critical infrastructure it represents, its safety and security need to be carefully considered. In cyber-physical systems, cyberattacks could lead to safety issues with catastrophic consequences, both on the population and the surrounding environment. Therefore, the cybersecurity of all the components and links in Hyperloop represents a fundamental challenge. To this day, no research investigated the cyber security of the technology used for Hyperloop.

In this paper, we propose the first analysis of the cybersecurity challenges raised by Hyperloop technology. We base our analysis on the related works on Hyperloop, distilling the common features which will be likely to be present in the system. Furthermore, we provide an analysis of possible directions on the Hyperloop infrastructure management, together with their security concerns. Finally, we discuss possible countermeasures and future directions for the security of the future Hyperloop design.

Introduction

Hyperloop is a radically new concept of transportation system introduced by Elon Musk in 2013 [1], where he described a preliminary version (Figure 1) of the Hyperloop project connecting Los Angeles and San Francisco. The vision of Musk is to provide fast transportation means by mitigating air resistance and friction. Besides the speed objective, Hyperloop also allows for reduced operating costs and, hence, for energy savings. After the first official document, the project continued through university contests organized by SpaceX and later with the foundation of two startups: Virgin Hyperloop and Hyperloop Transportation Technologies. Today, different companies are working on Hyperloop systems and Hyperloop testbeds are deployed in different countries like Europe, America, East, and Middle-East [2, 3, 4].

Hyperloop is characterized by two main elements: a tube with vacuum capabilities and a capsule that travels along the tube with passengers or cargo, exploiting air pressure and electromagnetic forces. Hyperloop promises a set of advantages compared to available transportation systems. First of all, as already mentioned, it provides high-speed transportation. Airlines generally fly at 980km/h, and special trains reach the speed of 570km/h, expected for




Figure 1. First Hyperloop conceptual design rendering [1].

Hyperloop is 1220km/h. Secondly, it allows for reduced operational costs. By placing solar panels properly over the tube carrying the capsule, generated energy can be used to run the system and stored for later use [1].

In recent years, cybercriminals are increasingly targeting cyber-physical systems. Examples are countless and interest a wide range of categories, from attacks against nuclear plants [5] to vehicles and transportation systems [6, 7]. Therefore, it is necessary to assess the system's weaknesses to prevent dangerous consequences.

This paper analyzes the different components of the current state-of-the-art in Hyperloop technology and the challenges they pose in the area of cybersecurity. Despite the lack of official documentation, we collected information from publicly available sources and identified common elements with other transportation systems, such as aviation, railways, and automobiles, to create a high-level description of the Hyperloop system. Then, we focus on the different components and their interconnection, identifying the key security and privacy vulnerabilities they imply. Finally, we propose different security practices to prevent possible attacks. We analyze the overall system from both a network and physical point of view. To the best of our knowledge, this is the first work focusing on the cybersecurity challenges related to Hyperloop technology.

Overview of the Hyperloop Infrastructure

In this section, we overview the components of the Hyperloop system focusing first on the physical infrastructure and then on the network infrastructure.

Physical Infrastructure

We represent in Figure 2 the overall physical infrastructure of Hyperloop. We divide the physical system into three macro components: the tube, the station, and the capsule.

Tube. The *tube* is a pipe with a near-vacuum environment inside, reaching an air pressure equivalent to 60,960m above sea level, where the Hyperloop capsule transits [4, 8]. Thanks to this environment, the tube significantly reduces the aerodynamic drag to guarantee high speeds while keeping energy consumption at a minimum level. The tube exploits a series of venting valves deployed along its length to rapidly pressurize and depressurize the internal environment. The details are depicted in Figure 2a.

In case of emergencies, the capsule will stop at a predefined emergency station deployed along the route length. The tube is equipped with emergency egresses every 75m to allow passengers to exit the vehicle in case of need [8]. The tube implements valves specifically built to isolate and re-pressurize part of the tube to ease the repairing process.

The Hyperloop system aims at producing more energy than it consumes thanks to solar panels placed over the tube [1, 8]. The energy consumption of the Hyperloop mainly depends on the journey's distance and the number of seats, but it is generally lower than aircrafts [9].

Capsule. Hyperloop trains are called *pods* or *capsules*. Figure 2b schematizes the pod's structure and components. According to [3, 10], the capsule has the size of a small commercial aircraft with a capacity of 28-50 passengers each, allowing for the transportation of more than 160,000 passengers daily from Los Angeles to San Francisco (561km) [3]. The capsule's size depends on the purpose (i.e., passenger or cargo), and the tube to pod size ratio varies from 1.4 to 4 [10]. Different levitation mechanisms are under investigation, ranging from air beaming employed in the first concept [1], to more efficient electromagnetic or electrodynamic suspension systems [11]. Four propulsion engines flank pods to support any possible levitation implementation high-speed movements. Thanks to the sound bulkhead, the capsule can accelerate without impacting the quality of experience of the passenger.

Capsules are designed for ultra-high-speed using various technologies. In particular, pods can be wrapped with materials to monitor and transmit critical information such as temperature, stability, and integrity [3]. Two or more lithium-ion battery packs will power the capsule life support system, making it unaffected by power outages. Battery packs will be charged at the base station before the start of the journey. Otherwise, Musk mentions the possibility of storing compressed air to reverse as energy with fans in second moments [1].

Station. According to [8], the Hyperloop portal will be a central hub that integrates all nearby transportation systems to enable a seamless end-to-end journey. The station will offer services like digital ticketing, biometric check-in,

wayfinding, and on-demand boarding. The Hyperloop station will include portals from which passengers may depart and arrive. To foster the availability of on-demand transportation and remove the need for timetables, the Hyperloop system will allow multiple pods to convoy or to autonomously break away from a convoy to reach their destination. This will be possible thanks to the high-speed switching technology, which combines the benefits of on-demand transportation with higher efficiency and train throughput [8]. Furthermore, this system will allow pods to avoid stopping at every station. Figure 2c shows a simplified representation of the station.

Network Infrastructure

The network architecture conceptualized to manage Hyperloop is proposed in different works [12, 13]. As depicted in Figure 3, we divide the network infrastructure into four layers.

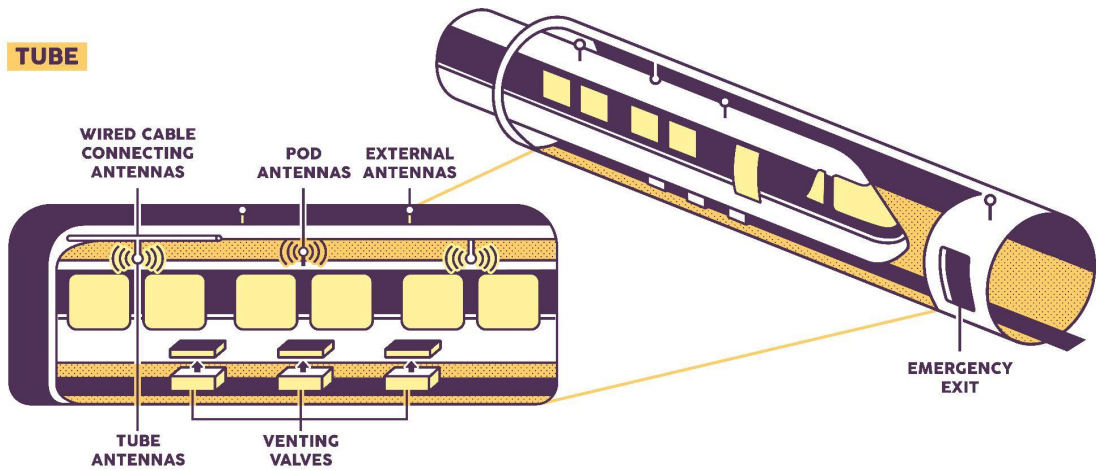
Hyperloop Network. This Hyperloop-specific layer contains the first communication link with the field network. This includes communications between capsules (originating from the pod itself or from user services), between capsules and the station, or between capsules and the Internet. To support the fast communication between internal antennas, Remote Access Units (RAUs), and stations, we can assume the existence of a wired bus (e.g., optical fiber) inside the tube which interconnects these entities. RAUs are placed outside the tube to provide an Internet connection to the communication inside the tube. The connection between the Hyperloop Network and the Access Network can be wireless (e.g., WiFi, 5G) or wired (e.g., optical fibers) to meet the requirement of fast communication. The tube is internally equipped with several antennas used to communicate with the pods. More antennas are installed on capsules to alleviate the timely expensive handover process [12]. The communications originated by the users inside the pods and from the instrumentation on the capsule are captured by the internal antennas and then forwarded to the station (via a wired connection) or the Internet (via RAUs).

Access Network. Connects the Hyperloop Network and the Aggregation Network. The Access Layer is also responsible for gathering the information between the various RAUs placed along the tube and connecting them with one or more Internet Service Providers (ISPs). In fact, since the tube can be hundreds of kilometers long through different countries, the ISPs can differ based on the geographical area. An ISP is an organization that provides the Internet connection to the requestor by assigning it a public IP address.

Besides communication coming from the pods, this network allows the ground station of Hyperloop to connect to the Internet, enabling services such as remote connection.

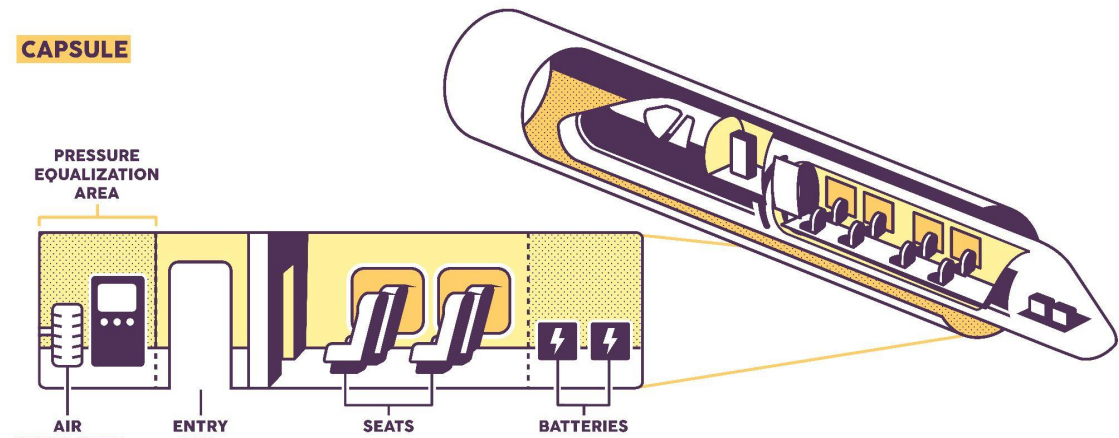
Aggregation Network. It connects the Access Network to the Core Network by gathering and routing the information between the different ISPs. ADSL, WiFi, Ethernet, and optical fiber are among the technologies used in this layer.

TUBE



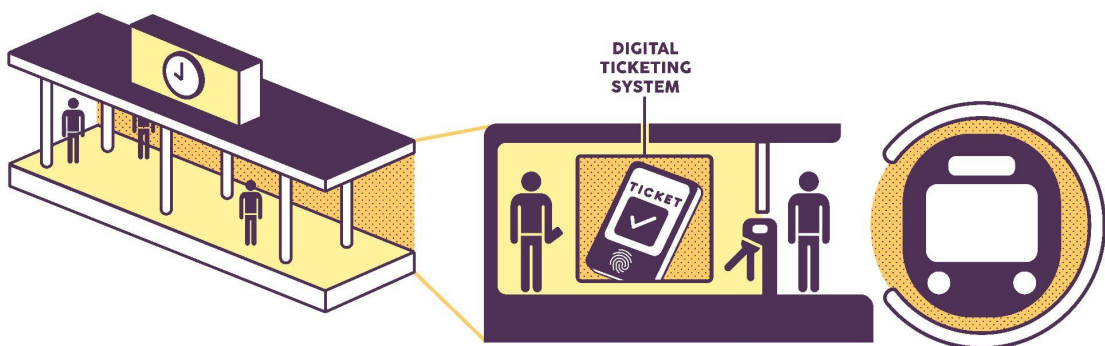
(a)

CAPSULE



(b)

STATION



(c)

Figure 2. An overview of the Hyperloop physical infrastructure and its details. In particular, a) illustrates the tube details, b) the capsule details, while c) the station details.

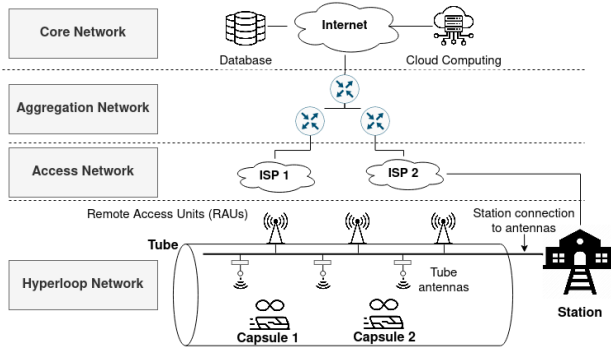


Figure 3. Different network layers composing the Hyperloop Network Infrastructure.

Core Network. The purpose of this layer is to interconnect the different components of the network, enabling access to the various facilities and services, such as databases and clouds, for computations. It must provide low congestion, short delays, high availability, and strong adaptability to support future applications.

Hyperloop Communication Network

In the following, we divide the network into the different communication channels employed for the system's operation. Figure 4 represents a schema of the various communications in the Hyperloop network. We divide communications into Pod-to-Pod (P2P), Pod-to-Tube (P2T), User-to-Pod (U2P), Tube-to-Station (T2S), In-Pod (InP), and User to all the devices available in the stations (U2S), e.g., ticketing service).

Pod-to-Pod Communication

P2P communication exchanges information in a model similar to vehicle platooning. Pods are expected to automatically merge and detach based on their routes [3]. To avoid collisions, a pod must detect the presence of another pod and its relative location. To this aim, pods exchange messages containing information on their location and speed with other pods. Data transmission between high-speed pods could be supported by ad-hoc protocols similar to Dedicated Short Range Communications used for vehicle-to-vehicle communication.

Pod-to-Tube Communication

The P2T link is used to control the pods. Thanks to this link, the tube can control and manage the magnetic or air forces needed to handle the pod's movements and maneuvers. Viceversa, the pod can apply the magnetic or air forces for the movement generated by the onboard engine. It demands great attention to guarantee safety to infrastructure and passengers. The P2T link can also be used to exchange messages about the status of the capsule and its location. This information will then be delivered via a T2S link to the central station for managing purposes, such as pressure regulation and motor management. Thanks to RAUs deployed along the tube, the pod can also use the P2T link to

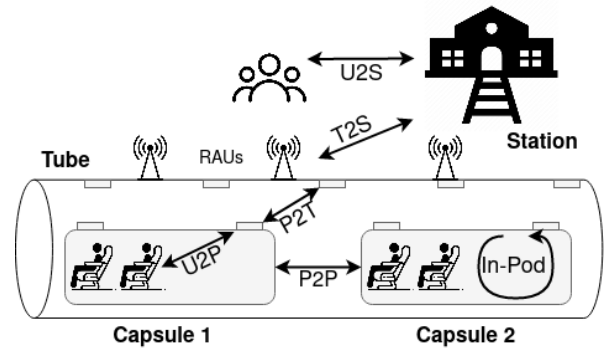


Figure 4. Communications types inside the Hyperloop Network Layer.

access the Internet to guarantee users' connectivity or exchange information with external entities [13].

As discussed in [12], there are only two wireless standards to support the communication at the Hyperloop speed: 802.11ax networks and 5G NR. They are therefore likely to be employed in the existing Hyperloop infrastructure between internal antennas and pods.

User-To-Pod Communication

To provide an infotainment system to users during transportation, the pod is equipped with an internal wireless network. Hence, users can retrieve information regarding the trip status, their current location, and expected arrival time. Furthermore, users have access to entertainment material and more generally to the Internet. This connection is guaranteed by the P2T communication link that provides access to the Internet thanks to the RAUs located along the tube. The various access points are connected to the local ISP which enables the connection to the core network providing Internet access.

Tube-to-Station Communication

The operations that the tube needs to handle to guarantee that pods can safely travel from one station to another need to be managed by a central entity. These operations include, for instance, operating valves that create the near-vacuum environment and the opening of emergency exits in case of need. Furthermore, the tube needs to actuate the pods' motion according to the scheduling and report to the station information about the pods status for managing purposes. These connections can be either wired (e.g., optical fiber) or wireless (e.g., LTE, 5G), depending on the requirements in terms of latency and reliability. Furthermore, a dedicated power line will deliver the energy collected via solar panels to the accumulator deployed at the central station. A second power line will provide energy for operations related to the tube. These operations include the application of power for maglev and pods directioning.

In-Pod Communication

Each pod is equipped with an internal network where controllers and actuators regulate the basic pod functioning. This concept is similar to that exploited in modern vehicles, where a Controller Area Network bus connects many

Electronic Controllable Units (ECUs). The pod might use a similar technology to connect different internal areas and manage operations such as air conditioning, doors operations, fire alarms, and battery management system [14]. All these units are connected to the pod safety controller that continuously monitors data to guarantee safety. This network is also used to deliver power to the different components of the pod. For instance, suitable controllers handle the flank propulsors that allow for high-speed movements. In-vehicle networks are usually implemented via cable, and different ECUs manage different pod parts.

User-to-(Devices in the) Station Communications

For a complete analysis of the Hyperloop system we have to consider the communications occurring inside the station between the users and the infrastructure. Many smart devices are available to the users. Tickets can be bought from ad-hoc terminals, which have to verify the availability of the seats on the pods in real-time. Turnstiles manage the user access to the boat area and could use the user's biometrics information to facilitate the access. Displays show delays and departure times for pods and help users find the proper gate. Furthermore, even if not physically located in the stations, we can consider the smartphone apps and web services that enable users to remotely buy tickets in advance to avoid long queues.

Cybersecurity Analysis

For each communication category, we present an analysis of the possible security and privacy issues. Table 1 reports the different attacks affecting each communication link, the corresponding threats, and their effect on the system.

Pod-to-Pod Security

Several cyberattacks can affect P2P communication. Man-in-the-Middle (MitM) attacks can modify or craft packets to include false information about the pod and generate a wrong reaction in the neighboring pods. For instance, one pod under attack can claim to be close to the preceding pod and make it speed up. Alternatively, an attacker may launch a sybil attack by sending data from an inexistent capsule to create inconsistencies between different sensors. Furthermore, an attacker might capture P2P communication packets in a blackhole attack preventing packet forwarding. These attacks, especially if coordinated on a certain number of capsules, can potentially be very destructive and create disorder in the network. MitM can also be used to send malicious messages to disconnect a pod from a convoy. Another way to force the disconnection of a pod could be a flooding attack leading to a Denial of Service (DoS). This could make a capsule unable to receive messages from other pods, inhibiting early reaction to the Hyperloop system's problems. Even if a complete disconnection of the target pod is not possible due to the high capacity of the communication channel, a slight delay in the packet transmission could be dangerous due to the hard real-time constraints on location sharing to avoid incidents.

Supposing that pods periodically broadcast their position to alert all nearby pods, spoofing a false location could make all the other pods take wrong actions such as break or speed-up/down even if not needed, leading to inefficiency (e.g., delays) or crashes.

Pod-to-Tube Security

P2T communication has several purposes ranging from critical aims (e.g., managing the levitation of the pod) to secondary scopes (e.g., forwarding the traffic from the infotainment system of the pod). A MitM attack can tamper with the levitation mechanism to increase or decrease its power leading to the derailing of the pod (i.e., slamming to the edges or the floor of the tube). Hijacking a pod may also be possible. In fact, due to the high-speed switching, an attacker may trigger a switch to detach a pod from a convoy and redirect it in the wrong direction.

Location data is transmitted not only on the P2P channel but also with the ground station, through the tube, for central safety management. An attacker can spoof this communication to send messages with false locations of the pods to generate inconsistencies in the system. Furthermore, hiding the presence of a pod near the station via spoofing could make another capsule leave the station before the hidden pod's departure, causing sudden breaks or incidents. Although the pod's location might be helpful for scheduling purposes and estimation of arrival times, the real-time sharing of the location might represent a privacy threat. Indeed, a user may target a specific pod and hijack it to a particular location. Although the pod travels at a very high speed, an attacker may predict when a targeting pod will reach a specific point in the tube based on the shared location information. Therefore, it is fundamental to protect the privacy of the pod's location. Furthermore, an attacker might infer information on the users traveling in the pod due to the exchange of data from U2P and P2T. Without traffic encryption or aggregation, an attacker may track and profile users.

To reach the ground station and the ISP, the pod must forward the data through the tube. An attacker could disable or delay this exchange of messages by performing a flooding attack from a pod. DoS could lead to the disruption of the infotainment system, and the delay of safety-critical data flows.

It is possible to imagine an exchange of energy between the tube and the pod (via, e.g., wireless power transfer) to charge the pod's batteries. This kind of energy flow must be managed by the tube following the requests coming from the pod. An attacker could tamper with this communication to stop the energy request and avoid charging the pod, or it may require more power than needed to damage the batteries. Furthermore, a DoS could prevent the packet exchange, lead to an unpredictable energy transfer behavior, or limit the number of pods to benefit from it.

User-to-Pod Security

A central purpose of the U2P network is the infotainment system. A malicious user can generate a DoS attack to

prevent other users from using the system. Since the pod is shielded inside the tube, the stop of this communication channel may imply the stop of every communication outside the tube. To access the infotainment system the user is requested to authenticate using credentials linked to the ticket to assign bandwidth and keep track of users' misconduct fairly. A malicious actor can hijack another user to circumvent restrictions or can DoS the authentication system to avoid other users connecting to the access point. It is reasonable to think that users will purchase a ticket that grants them access to the pod. The pod is in charge of checking the ticket validity. A malicious user may use a relay attack to steal another user's ticket or jam the pod receiver to prevent all users from accessing the pod.

Given the number of users connected to the same access point, a malicious entity could try to attack other users, for instance, to eavesdrop on the communications and steal sensitive information. MitM could also be possible for non-encrypted communications, while traffic analysis could be applied to infer users' activities by monitoring encrypted data. With a view in the future, a router can also cache content to serve popular user requests faster [15]. These systems can be vulnerable to cache poisoning attacks, leading to phishing attacks and credentials leakages. A malicious user can also eavesdrop on U2P communication to track and profile a specific user's pod access.

Tube-to-Station Security

T2S communication must be reliable since it has to manage the high traffic of pods and possible issues regarding trips. A DoS attack can mine the system's availability and prevent the exchange of messages in the T2S communication. Again, even a small delay in data communication can be devastating in systems with hard-real time constraints if proper mitigation techniques are not in place.

Similarly, manipulation of the data transmitted can damage the system. Sending malicious messages can affect the tube's functioning, such as forcing the depressurization. An evil entity who obtained control of the channel could also insert false anomalies or spoof pods' information, for instance, to make the system stop for useless maintenance. On the contrary, if the system suffers in case of minor malfunctions, an attacker may spoof sensor values to hide anomalies and to prevent the proper monitoring of the Hyperloop system. Another possible effect of an injection attack could be the complete shutdown of tube parts' by, e.g., opening a closing depressurization valve, creating an interruption of the service and potential accidents.

Since the tube covers long distances, possibly in different states, it is also important to consider physical attacks which can damage the communications. A malicious actor can tamper with the wired connections to stop the communication if cables are exposed to external entities. All the devices such as RAUs, which are placed along the tube, need constant monitoring because the manumission of the T2S communication could potentially have catastrophic consequences.

In-Pod Security

Even if most of the management and computations occur outside the pod, the capsule has to provide sensor measurements and manage the actuators to execute the station's orders. A DoS in the in-pod network could lead to a consumption of resources and prevent or delay the reception of critical messages. These urgent messages control critical systems such as emergency stops or fire detectors. Hence even a small delay in the packets could lead to accidents. The capsule also controls many non-critical devices such as ventilation and infotainment systems. Tampering with these technologies can create discomfort to the users (e.g., losses of connection, too high/low air temperature, turn off lights) or compromise user privacy by eavesdropping the communication between the users and the access point. An attacker gaining MitM capability in the in-pod network could propagate false messages, creating inconsistencies in the pod's status, and hence false alarm messages. Alternatively, the malicious user could lead to dangerous behaviors of the pod's components (e.g., opening the door while the pod is in movement), or tampering with the battery management system to remove the power source.

User-to-(Devices in the) Station Security

A malicious user can exploit different attacks to impact U2S security and privacy. Thanks to MitM and eavesdropping, an evil user can steal sensitive data. Information on a specific user's habits may lead to profiling or user tracking, representing a privacy violation. An attacker may also spoof the U2S communication to create false messages. For instance, an attacker may be able to bill another user for a ticket or modify the information shared with a user on the availability of free seats in a pod, thus preventing purchases. Furthermore, the attacker may modify the information on the pod for the purchased ticket, causing passengers to miss their pods. Also, an attacker may modify the information that the station shares with the user on scheduling and pod tracking, thus causing traveling issues.

Attacks Countermeasures

The first line of protection of the system should follow the best security practice and the security standards from the system's design phase. These standards are applied by industries but also by governments and researchers. Since Hyperloop is a novel technology, there are no security standards to support its design phase. However, Hyperloop inherits different properties from other sectors, such as automotive, railway systems, and aviation, therefore the designer can rely on the existing standards. For instance, automotive security policies are collected in different standards such as AUTOSAR and ISO/SAE 21434. Instead, industrial security standards are defined, for instance, in IEC 62443 and NCSC secure design principles.

Besides security standards, security mechanisms can be applied to increase the overall security level of the system and prevent attacks. Table 1 shows the list of the possible countermeasures related to each attack previously described.

<i>Communication Link</i>	<i>Attack</i>	<i>Threat</i>	<i>Effect</i>	<i>Countermeasure</i>	<i>Impact</i>
Pod-to-Pod	MitM, Spoofing, Relaying, Replaying	Impersonation, Information Gathering, Vulnerability Exploitation, Manipulation, System Corruption, Loss of Service	<ul style="list-style-type: none"> - Send messages with malicious information to make the preceding or following pod break or speed-up/down to cause collisions - Disconnect a connected pod, or connect a disconnected pod 	Authentication, Encryption	High
	Denial of Service, Flooding	System Corruption, Loss of Service	<ul style="list-style-type: none"> - Pod unable to receive messages from other pods - Generated delays make received information useless 	Resource management recovery, Intrusion Detection System	Medium
	Location Spoofing	Manipulation, System Corruption	<ul style="list-style-type: none"> - Inject false information on the location of nearby pods to create collisions 	Distance bounding, Digital Signature	High
Pod-to-Tube	MitM, Relaying, Replaying	Impersonation, Information Gathering, Vulnerability Exploitation, Manipulation, System Corruption, Loss of Service	<ul style="list-style-type: none"> - Sending fake commands to a pod or to the tube - Deraill a pod - Hijack a pod 	Authentication, Encryption, Intrusion Detection System	High
	Denial of Service, Flooding	System Corruption, Loss of Service	<ul style="list-style-type: none"> - Disable or delay exchange of messages between tube and pod (both ways) - Prevent exchange of energy between the tube and the pod 	Resource management recovery, Intrusion Detection System	Medium
	Location Spoofing	Manipulation, System Corruption	<ul style="list-style-type: none"> - Create inconsistencies between pod's real and claimed locations 	Distance bounding, Digital Signature	Medium
	Privacy violation	Private Data Leakage	<ul style="list-style-type: none"> - Track the location of a pod, together with identifiers of on board users 	Data Anonymization, Encryption	Low
Tube-to-Station	MitM, Spoofing, Relaying, Replaying	Information Gathering, Vulnerability Exploitation, Manipulation, System Corruption, Loss of Service	<ul style="list-style-type: none"> - Send malicious control messages that affect the tube's functioning (e.g., depressurization, current/air control for pods levitation and maneuvers) - Generate anomalies or spoofing the pod information - Shutdown parts of the tube - Hide running anomalies 	Authentication, Encryption, Intrusion Detection System	High
	Denial of Service	System Corruption	<ul style="list-style-type: none"> - Prevent exchange of messages from T2S and vice-versa 	Firewall, Intrusion Detection System	Medium
	Physical Tampering	System Corruption, Loss of Service	<ul style="list-style-type: none"> - Cut the wired communication - Tamper with the RAUs to interrupt the service 	Enforcement with anti-tamper materials, Anomaly detector	Medium
User-to-Pod	MitM, Eavesdropping, Attacks to authentication system	Private Data Leakage, Loss of Service	<ul style="list-style-type: none"> - Intercept and modify users communications to the external network (e.g., Internet) - Steal sensitive informations - Prevent users to access the pod using the purchased ticket 	Intrusion Detection System, Encryption, Authentication, Data Anonymization	Low
	Denial of Service, Attacks to authentication system	System Corruption, Loss of Service	<ul style="list-style-type: none"> - Prevent user to exchange information with the pod (mostly related to infotainment) and so with the Internet 	Resource management recovery, Authentication, Firewall	Low
	Privacy violation, Phishing	Private Data Leakage	<ul style="list-style-type: none"> - Steal private information of users in the pod 	Encryption, Authentication	Low

In-Pod-Communications	MitM, Spoofing, Relaying, Replaying	Information Gathering, Vulnerability Exploitation, Manipulation, System Corruption, Loss of Service	- Compromise in-pod critical and non-critical systems (e.g., infotainment, ventilation, light, emergency exits, fire detectors and extinguishers)	Intrusion Detection System, Integrity check	Medium
	Denial of Service, Flooding	System Corruption, Loss of Service	- Consume resources and prevent or delay the reception of critical messages (e.g., malfunctions, emergency stops)	Firewall, Intrusion Detection System	High
User-to-(Devices in the) Station	MitM, Eavesdropping	Private Data Leakage	- Steal sensitive information from the user	Encryption, Authentication, Virtual Private Networking	Low
	Spoofing, Attacks to authentication system	Manipulation, System Corruption, Loss of Service	- Bill another user for a ticket - Prevent users from booking a ticket (e.g., make the pod look full) - Prevent user from reaching the legitimate pod	Encryption, Digital Signature	Low
	Privacy violation	Private Data Leakage	- Tracking users by monitoring pod's accesses - Profiling users	Data Anonymization	Low

Table 1 Possible attacks and threats affecting Hyperloop and the consequent effect on the system.

To prevent MitM attacks, the most common solution is to introduce encryption and authentication techniques in the communication to avoid data manipulation from unauthorized parties. Instead, DoS attacks are very challenging to prevent. Common strategies include resource managers correctly allocating the memory to the critical processes and redistributing the resources if a DoS attack is detected. To prevent network attack, a common solution is the implementation of Intrusion Detection Systems to identify malicious behaviors early and take accurate decisions to protect the system. It is also possible to implement a good firewall in strategic points of the network (e.g., the station or in the different access points) to increase the perimetral protection of the network.

An important factor for preserving the system's function is to ensure the correct localization of every pod. For this reason, an attacker may try to spoof the pod's location to alternate and compromise Hyperloop. Other than the previous measures to avoid spoofing, like encryption and authentication, a common solution to prevent spoofing of communication is the introduction of a distance bounding protocol. This protocol measures the physical distance of an entity by analyzing the expected response time. In this way, the delay added by manipulating data or by a spoofed position will be detected by the receiver. This protocol has been widely used to prevent relay attacks and GPS spoofing.

Due to the distributed nature of the system, also the physical infrastructure of Hyperloop opens potential vulnerability surfaces. The most common solution to prevent physical tampering is integrating anti-tampering material equipped with sensors that identify attempts. Another solution is to employ anomaly detector software to identify the alteration of a process related to a compromised device.

To prevent user privacy leakages, a standard solution is to provide correct anonymization in all communications involving sensible data. Possible solutions include encryption and data aggregation. In the case of devices with

limited capacity or time-constrained operations, differential privacy represents a viable solution.

Conclusions and Future Directions

Hyperloop represents an innovative and promising technology that is still under development. Indeed, currently, there are no official documents related to the system's technical implementation, which does not allow precise analysis of the infrastructure. However, cybersecurity is a continuous analysis process, which must be seriously considered from the design phase. This requirement is emphasized since Hyperloop exhibits a large attack surface comprising network, communications, and physical processes. Compromising the security of a transportation system can dramatically impact the safety of the passengers and the surrounding environment.

This document represents the first work in the direction of the analysis of the cybersecurity of the Hyperloop system. In particular, we identified the main type of communication characterizing the Hyperloop system and investigated possible attacks and threats on the different parts of the infrastructure. Then we discussed the best practices, countermeasures, and standards to prevent potential catastrophic attacks. We reported how traditional attacks could compromise the system's safety. Furthermore, we discussed the privacy issues related to both users and the infrastructure. For each of the identified vulnerabilities, we also proposed possible countermeasures.

This analysis should be deepened in future works using more precise technical details of Hyperloop. In addition, we expect that academia and industries will develop more reliable communication and efficient protocols to support the Hyperloop high-speed communication shortly. Future security researchers must also consider and include such novel technologies.

References

- [1] E. Musk, *Hyperloop alpha*, SpaceX. Hawthorne, CA, USA, 2013.
- [2] *HyperloopItalia*. [Online, retrieved Dec. 2021]. Available: <https://hyperloopitalia.com/>
- [3] *Hyperloop Transportation Technology*. [Online, retrieved Dec. 2021]. Available: <https://www.hyperlooptt.com/>
- [4] *Delft Hyperloop*. [Online, retrieved Dec. 2021]. Available: <https://www.delfthyperloop.nl/>
- [5] N. Falliere, L. O. Murchu, & E. Chien, *W32. Stuxnet dossier*. White paper, Symantec Corp., Security Response, 5(6), 29, 2011.
- [6] C. Miller and C. Valasek, *Remote exploitation of an unaltered passenger vehicle*. Black Hat USA, vol. 2015, no. S 91, 2015.
- [7] Reuters, *Hackers breach Iran rail network, disrupt service*. [Online, retrieved Jan. 2022]. Available: <https://www.reuters.com/world/middle-east/hackers-breach-iran-rail-network-disrupt-service-2021-07-09/>
- [8] *Virgin Hyperloop*. [Online, retrieved Dec. 2021]. Available: <https://virginhyperloop.com/>
- [9] M. Janić, *Estimation of direct energy consumption and CO2 emission by high speed rail, transrapid maglev and hyperloop passenger transport systems*. International Journal of Sustainable Transportation, 15(9), 1–22, 2020.
- [10] J. C. Chin, & J. S. Gray, *Open-source conceptual sizing models for the hyperloop passenger pod*. 56th AIAA/ASCE/AHS/ASC Structures, Structural Dynamics, and Materials Conference (p. 1587), 2015.
- [11] J. K. Noland, *Prospects and Challenges of the Hyperloop Transportation System: A Systematic Technology Review*. IEEE Access, 9, 28439–28458, 2021.
- [12] A. Tavsanoglu, C. Briso, D. Carmena-Cabanillas, & R. B. Arancibia, *Concepts of Hyperloop Wireless Communication at 1200 km/h: 5G, Wi-Fi, Propagation, Doppler and Handover*. Energies, 14(4), 983, 2021.
- [13] W. Hedhly, O. Amin, B. Shihada, & M. S. Alouini, *Hyperloop Communications: Challenges, Advances, and Approaches*. IEEE Open Journal of the Communications Society, 2, pp.2413-2435, 2021.
- [14] N. Singh, J. Karhade, I. Bhattacharya, P. Saraf, P. Kattamuri, & A. M. Parimi, *On-board Electrical, Electronics and Pose Estimation System for Hyperloop Pod Design*. 7th International Conference on Control, Automation and Robotics (ICCAR) (pp. 223-230), 2021.
- [15] J. Zhang, L. Liu, B. Han, Z. Li, T. Zhou, K. Wang, D. Wang, & B. Ai, *Concepts on train-to-ground wireless communication system for hyperloop: Channel, network architecture, and resource management*. Energies, 13(17), 2020.

Alessandro Brighente (alessandro.brighente@unipd.it) received the Ph.D. degree in Information Engineering from the University of Padova in 2020. He has been visiting researcher at Nokia Bell Labs, Stuttgart, Germany in 2019. He has served as TPC for conferences including Globecom and VTC. He is also guest editor for IEEE TII. His current research interests include security and privacy for cyber-physical systems, autonomous vehicles, communication networks, and blockchain.

Mauro Conti (mauro.conti@unipd.it) is Full Professor at the University of Padua, Italy. He is affiliated with TU Delft and University of Washington, Seattle. He has been awarded with a Marie Curie Fellowship (2012), and with a DAAD Fellowship (2013). He is Editor-in-Chief for the IEEE

Transactions on Information Forensics and Security. He is IEEE Fellow, ACM Senior Member, and Fellow of the Young Academy of Europe.

Denis Donadel (donadel@math.unipd.it) received the Master's Degree in Telecommunication Engineering from the University of Padua, Italy, in 2020, where he is currently pursuing the interdisciplinary Ph.D. in Brain, Mind, and Computer science, from October 2021. He is also an NGI Explorers Alumnus. His research interests lie primarily in Cyber-Physical Systems security, focusing on Vehicles security and Critical Infrastructures security.

Federico Turrin (turrin@math.unipd.it) received the Master's Degree in Computer Engineering from the University of Padova, Italy, in 2019, where he is currently pursuing the interdisciplinary Ph.D. in Brain, Mind, and Computer science, since October 2019. He has been visiting researcher at SUTD Singapore in 2022. His research interests lie primarily in Cyber-Physical System Security with a particular focus on Industrial Control Systems Security, Vehicles Security, and application of Machine Learning techniques for Anomaly detection.

Acknowledgments

Denis Donadel is supported by Omitech S.r.l., while Federico Turrin is supported by a grant from the Cariparo Foundation and Yarix S.r.l.. We would like to thank all of them. We also thank Elisa Turrin (aka *Upata*) for the graphical illustration.