

The Best Decisions Are Not the Best Advice: Making Adherence-Aware Recommendations

Julien Grand-Clément

Information Systems and Operations Management Department, HEC Paris, grand-clement@hec.fr

Jean Pauphilet

Management Science and Operations, London Business School, jpauphilet@london.edu

Many high-stake decisions follow an expert-in-loop structure in that a human operator receives recommendations from an algorithm but is the ultimate decision maker. Hence, the algorithm’s recommendation may differ from the actual decision implemented in practice. However, most algorithmic recommendations are obtained by solving an optimization problem that assumes recommendations will be perfectly implemented. We propose an adherence-aware optimization framework to capture the dichotomy between the recommended and the implemented policy and analyze the impact of partial adherence on the optimal recommendation. We show that overlooking the partial adherence phenomenon, as is currently being done by most recommendation engines, can lead to arbitrarily severe performance deterioration, compared with both the current human baseline performance and what is expected by the recommendation algorithm. Our framework also provides useful tools to analyze the structure and to compute optimal recommendation policies that are naturally immune against such human deviations, and are guaranteed to improve upon the baseline policy.

Key words: Expert-in-the-loop systems; Prescriptive analytics; Recommender systems; Discretion; Markov Decision Processes

1. Introduction

While some decisions can be automated and made directly by algorithms based on artificial intelligence (AI), many high-stake decisions follow an expert-in-loop structure in that an expert decision maker (e.g., a doctor) receives information, predictions, or even recommendations, and decides which course of action to follow. Consequently, the human decision maker does not systematically implement what the algorithm recommended. In other words, they may have a discretionary power to override/reject the recommendations from the algorithm, hence impacting the potential benefits from the AI tool. For instance, in a field experiment, Kesavan and Kushwaha (2020) observed that merchants overrode the recommendations from a data-driven decision tool 71.24% of the time, resulting in a 5.77% reduction in profitability.

To understand this phenomenon and its ultimate impact on the quality of the decision being made, a growing body of literature has investigated the mechanisms driving non- or partial adherence of humans to algorithmic recommendations. In this work, we ask a complementary question:

Given the fact that the decision maker will partially implement recommendations made by an algorithm, should we adjust these recommendations in the first place and how? In other words, we investigate the impact of partial adherence on algorithm design and decision recommendation.

In particular, we consider a model of sequential decision-making based on Markov decision processes (MDPs) and assume that the decision maker currently follows a baseline policy (or state of practice). We first show that (even rare) human deviations from algorithmic recommendations can lead to arbitrarily poor performance compared with both the expected performance of the algorithm and that of the current state of practice. In other words, we show that deploying a recommendation engine that was designed assuming its recommendations will be final decisions can have a dramatic impact on the effective performance. This set of negative results underscores the importance of accounting for the current baseline and the partial adherence phenomenon when building recommendation systems.

Accordingly, we then propose a framework, namely adherence-aware optimization, to compute recommendations that are immune against human deviations. We analyze the structural and computational aspects of our framework. We show that our optimal recommendations are guaranteed to improve upon the baseline policy, and that optimal recommendation policies are piece-wise constant as regards the adherence level. An attractive feature of our framework is to maintain the important structural properties of optimal policies (deterministic, Markovian) and the same algorithms as for classical MDPs. In particular, we provide two efficient algorithms for computing an optimal recommendation, based on value iteration and linear programming respectively.

We also evaluate the practical impact of our adherence-aware decision model on a series of numerical experiments. Our simulations highlight the importance of taking into account the potential non-adherence of the decision maker, showing empirically that serious performance deteriorations can happen when partial adherence is overlooked in the search for an optimal policy. The magnitude of this performance deterioration depends both on the current baseline policy and on the level of adherence of the agent. Consequently, in addition to classical sensitivity and robustness analyses used in the literature, we encourage practitioners to conduct a systematic *adherence-robustness* analysis of their algorithms to assess their effective performance prior to deployment.

The rest of the paper is organized as follows: We present related work from the operations literature in Section 2. Section 3 introduces our framework for optimization under partial adherence and treats the simple, introductory case of linear single-stage optimization problems. We turn our attention to multi-stage decision problems in Section 4, which contains the main theoretical results of the paper. We illustrate the impact of imperfect adherence and the value of our framework on numerical experiments in Section 5. Finally, we discuss potential extensions of our work to heterogeneous, uncertain, or time-varying adherence levels in Section 6.

2. Literature review

Our paper contributes to the rich literature of behavioral operations that studies the partial adherence of agents to machine recommendations. This phenomenon is also referred to in the literature as *discretion*, *overriding*, or *deviation*.

Many field studies have documented this phenomenon in a wide range of tasks and industries such as demand forecasting (Fildes et al. 2009, Kremer et al. 2011, Kesavan and Kushwaha 2020), warehouse operations (Sun et al. 2022), medical treatment adherence (Lin et al. 2021), or task sequencing (Ibanez et al. 2018). Actually, partial adherence also occurs when the recommendation does not come from a machine. In the context of chronic diseases, for instance, the World Health Organization (WHO) defines *adherence* as “the extent to which a person’s behavior-taking medication, following a diet, and/or executing lifestyle changes corresponds with agreed recommendations from a health-care provider” (Sabaté 2003). The WHO notes that adherence of the patients to therapy for chronic illnesses is as low as 50 % in the long-term, and that this partial adherence leads to suboptimal clinical outcomes. To anticipate its potential impact on operational performance, it is important to understand the drivers of partial adherence, such as information asymmetry or algorithmic aversion.

In the context of operations, assuming that humans have more and better information than the machine, deviations due to information asymmetry can be beneficial to effective performance. In an inventory management setting, Van Donselaar et al. (2010) conclude that providing store manager discretion may result in higher profits due to their superior information. In a field experiment with an automotive replacement parts retailer, Kesavan and Kushwaha (2020) evaluate that merchants overriding demand forecasts increases (resp. decreases) profitability for growth- (resp. decline-) stage products, suggesting that the information advantage of merchants increases when the machine has limited access to historical data on the product. However, on average, they observe a negative effect of human overriding power. Similarly, Fildes et al. (2009) document the heterogeneous impact of human adjustment on prediction accuracy, depending on the company but also the magnitude and direction of the adjustment. In another context, Sun et al. (2022) study the box size recommendation algorithm of Alibaba. Since the algorithm ignores the foldability and compressibility of the items, they observe that warehouse workers are able to pack some orders in smaller boxes than the ones recommended.

Partial adherence can also result from multiple conflicting objectives that are weighted differently by the human and the algorithm. In Alibaba’s warehouses for instance, Sun et al. (2022) hypothesize that workers switching to larger boxes might do so to save packing effort at the expense of time and cost. In a healthcare setting, Ibanez et al. (2018) observe that doctors tend to re-prioritize tasks so

as to group similar tasks together and reduce mental switching costs, but that such prioritization may reduce long-term productivity.

Another reason that could explain why humans fail to follow machine recommendation is algorithm aversion, as first documented by Dietvorst et al. (2015). Algorithm aversion refers to a general preference to rely on humans instead of algorithms. This general preference could be due to an inflated confidence in human performance. In a lab experiment, for instance, Logg et al. (2019) observed that subjects (and in particular experts) were more prone to follow their own judgment over an algorithm’s advice, or advice provided by another human. Alternatively, Dietvorst et al. (2018) hypothesize that decision makers seek control over the output. In an empirical study, they successfully reduced algorithm aversion by offering decision makers some control over the machine’s output. Lin et al. (2021) propose and empirically evaluate algorithm use determinants in algorithm aversion.

In an effort to propose alternative explanations to algorithm aversion, de Véricourt and Gurkan (2022) develop a theoretical framework to study the evolution of the decision maker’s belief about the performance of a machine and her overruling decisions over time. In their setting, decisions and recommendations are binary (to act or not to act, e.g., collect a biopsy or not) and the decision maker only collects performance data when choosing to act. Because of this verification bias, de Véricourt and Gurkan (2022) identify situations under which a decision maker fails to learn the true performance of the machine, and indefinitely overrules its recommendation with some non-zero probability.

Understanding the drivers of partial adherence is useful to propose solutions and incorporate behavioral aspects into the algorithmic recommendations. In particular, a growing literature has studied *features* of the recommendation system or the recommended policy that could increase adoption, such as partial control over the output (see discussion above and Dietvorst et al. 2018), simplicity (Bastani et al. 2021), or interpretability (Jacq et al. 2022). Assuming that humans are more likely to adhere to recommendations that constitute small changes to their current practice, Bastani et al. (2021) propose a reinforcement learning approach to compute optimal ‘tips’, i.e., small changes in the current practice, and validate their approach in a controlled experiment. In an attempt to increase interpretability of reinforcement learning policies, Jacq et al. (2022) propose the lazy-MDP framework to learn and recommend *when to act* (i.e., in what states of the system), on the top of the decisions. Meresht et al. (2020) propose to learn when to switch control between machines and human agents. Nonetheless, these works assume that the simplicity or interpretability of the recommendation will not only increase adherence, but will lead to perfect adherence. In this paper, we complement this literature by challenging this assumption and investigating the impact of partial adherence directly on the actions to be recommended. We develop a framework

to incorporate the potential departure of the human decision maker *within the search for a good recommendation policy*.

In a similar vein, Sun et al. (2022) reduced non-adherence in Alibaba’s warehouses by 19.3% and packing time by 4.5%, by modifying the box size recommendations for the “at-risk” orders (defined as having $> 50\%$ chance of being overruled). In this paper, we have a similar objective of adjusting the recommendation of the algorithm to the expected adherence level. However, instead of an ad-hoc adjustment, we propose to account for the adherence level directly in the optimization problem which the recommendation is a solution of. Furthermore, our objective is not to increase adherence per se but to adjust the algorithm’s recommendation to the adherence level, so as to increase the performance of the human-in-the-loop system.

3. Decision framework and adherence level

In this section we formally introduce our model of decision under partial adherence. We analyze the behavior of our model for single-stage decision problems, to further motivate our analysis of multi-stage problems in the rest of the paper.

We consider a human decision maker (DM) which repeatedly interacts with an environment. The goal of the DM is to maximize a cumulative expected return, which captures both the instantaneous reward and the long-run objective. A policy of the DM is a map from the set of possible states of the environment to the set of actions. We assume that we have access to a *baseline* policy, called π_{base} , which models the historical decisions of the DM. In a healthcare setting, for example, the DM is a medical practitioner, observes the health condition of a patient at each time period, and chooses a treatment to maximize the chances of survival, e.g., intravenous fluids and vasopressors for hospital patients with sepsis (Komorowski et al. 2018), proactive transfers to the intensive care units for patients in the emergency room (Grand-Clément et al. 2020), or drug treatment decisions for heart disease in patients with type 2 diabetes (Steimle and Denton 2017). The baseline policy π_{base} captures the current standard of care.

Classical methods from the operations management literature design models and algorithms to compute an alternative *recommendation policy* π_{alg} that leads to improved performance compared with the baseline. The underlying assumption is that the DM, convinced by the value of the algorithmic approach, will systematically follow π_{alg} and not revert to π_{base} . However, in many practical problems, π_{alg} is only a *recommendation*. The practitioner does not commit to implementing it. She has some discretionary power and the resulting policy is likely to be neither π_{base} nor π_{alg} , but a mixture of the two. The main objective and contribution of our paper is to incorporate this partial adherence phenomenon within the optimization problem that defines π_{alg} , i.e., adjust the recommended policy to the adherence level.

Formally, we introduce a parameter $\theta \in [0, 1]$, which we call the *adherence level*. At every decision period, the DM chooses to follow the recommendation policy π_{alg} with probability θ , or chooses to follow the baseline policy π_{base} with probability $1 - \theta$. When $\theta = 0$, the DM always follows the baseline policy π_{base} , and when $\theta = 1$, the DM always follows the recommendation policy π_{alg} . When $\theta \in (0, 1)$, the DM follows an effective policy $\pi_{\text{eff}}(\pi_{\text{alg}}, \theta)$, which is a mixture of π_{alg} and π_{base} . Note that our model is agnostic to the reasons for partial adherence. Whatever the cause (e.g., information asymmetry, conflicting objectives), they are inaccessible to the algorithm. Hence, from the algorithm's perspective, we model adherence as random deviations from the recommended policy.

Intuitively, the performance of $\pi_{\text{eff}}(\pi_{\text{alg}}, \theta)$ should be different from the estimated performance of π_{alg} for $\theta = 1$. However, it is unclear whether the best recommendation for some $\theta \in (0, 1)$ should differ from the best recommendation for $\theta = 1$. In other words, the parameter θ clearly affects the effective performance of the policy implemented, but should it impact the recommended policy? To obtain some first insights on this issue, we now show that for *single-stage* decision problems the adherence level θ has no effect on the recommendation π_{alg} , before turning our attention to multi-stage problems in the rest of the paper.

Let us consider a single-stage decision problem where the return and constraints on the decisions can be represented as a linear optimization problem:

$$\max\{\mathbf{p}^\top \pi \mid \mathbf{A}\pi \leq \mathbf{b}, \pi \in \mathbb{R}^n\}, \quad (3.1)$$

for some profit vector $\mathbf{p} \in \mathbb{R}^n$ and some constraint matrix and vector $\mathbf{A} \in \mathbb{R}^{m \times n}$, $\mathbf{b} \in \mathbb{R}^m$ with $n, m \in \mathbb{N}$. We assume that we know the baseline policy π_{base} , which is feasible for (3.1), i.e., such that $\mathbf{A}\pi_{\text{base}} \leq \mathbf{b}$. Given a feasible recommendation policy π_{alg} , i.e., $\pi_{\text{alg}} \in \mathbb{R}^n$ such that $\mathbf{A}\pi_{\text{alg}} \leq \mathbf{b}$, the effective policy is defined as $\pi_{\text{eff}}(\pi_{\text{alg}}, \theta) = \theta\pi_{\text{alg}} + (1 - \theta)\pi_{\text{base}}$. Note that because of the linearity of the constraints in (3.1), the effective policy is always feasible when the two policies π_{alg} and π_{base} are feasible. For a given adherence level θ , the optimal recommendation policy solves

$$\max\{\mathbf{p}^\top \pi_{\text{eff}}(\pi_{\text{alg}}, \theta) \mid \mathbf{A}\pi_{\text{alg}} \leq \mathbf{b}, \pi_{\text{alg}} \in \mathbb{R}^n\}, \quad (3.2)$$

which brings down to

$$\max\{\theta\mathbf{p}^\top \pi_{\text{alg}} + (1 - \theta)\mathbf{p}^\top \pi_{\text{base}} \mid \mathbf{A}\pi_{\text{alg}} \leq \mathbf{b}, \pi_{\text{alg}} \in \mathbb{R}^n\}. \quad (3.3)$$

From the formulation (3.3), it is straightforward that for linear, single-stage decision problems, an optimal recommendation policy π_{alg}^* is actually *independent* of the adherence level θ and is always equal to an optimal solution π^* to the nominal linear optimization problem (3.1). Note that even though the optimal recommendation policy is unaffected by θ , the effective policy $\theta\pi^* + (1 - \theta)\pi_{\text{base}}$ and its effective return, $\theta\mathbf{p}^\top \pi^* + (1 - \theta)\mathbf{p}^\top \pi_{\text{base}}$, are.

4. Multi-stage adherence-aware optimization

In this section, we show how the adherence level impacts the search for an optimal policy when the decision problem is multi-stage. To do so, we extend the framework for adherence-aware decision-making introduced in the previous section to Markov decision processes and we analyze the properties of the resulting optimization problems.

4.1. Preliminaries on Markov decision process

Markov Decision Processes (MDPs) provide a popular setting for modeling sequential decision-making problems (Puterman 2014). The system or environment is described via a set of possible states \mathcal{S} . At every decision period, the DM is at a given state $s \in \mathcal{S}$, chooses an action $a \in \mathcal{A}$, obtains a reward $r_{sa} \in \mathbb{R}$, and transitions to the next state $s' \in \mathcal{S}$ with a probability $P_{sas'} \in [0, 1]$. The future rewards are discounted by a factor $\lambda \in (0, 1)$ and we assume that \mathcal{S}, \mathcal{A} are finite sets. An MDP instance \mathcal{M} consist of a tuple $\mathcal{M} = (\mathcal{S}, \mathcal{A}, \mathbf{P}, \mathbf{r}, \lambda)$, with $\mathbf{r} = (r_{sa})_{s,a} \in \mathbb{R}^{\mathcal{S} \times \mathcal{A}}$ and $\mathbf{P} = (P_{sas'})_{sas'} \in (\Delta(\mathcal{S}))^{\mathcal{S} \times \mathcal{A}}$. Here, we denote $\Delta(\mathcal{S})$ the simplex over \mathcal{S} , defined as

$$\Delta(\mathcal{S}) = \left\{ \mathbf{p} \in \mathbb{R}^{\mathcal{S}} \mid p_s \geq 0, \forall s \in \mathcal{S}, \sum_{s \in \mathcal{S}} p_s = 1 \right\}.$$

A policy π maps, for each period $t \in \mathbb{N}$, the state-action history $(s_0, a_0, s_1, a_1, \dots, s_t)$ to a probability distribution over the set of actions \mathcal{A} . A policy π is Markovian if it only depends of the current state s_t , and stationary if it is Markovian and it does not depend on time. Therefore, a stationary policy is simply a map $\pi : \mathcal{S} \rightarrow \Delta(\mathcal{A})$. We call $\Pi = (\Delta(\mathcal{A}))^{\mathcal{S}}$ the set of stationary policies and Π_H the set of all policies (possibly history-dependent). In an MDP, the goal of the DM is to compute a policy π to maximize the expected cumulative discounted return $R(\pi)$, defined as

$$R(\pi) = \mathbb{E}^{\pi} \left[\sum_{t=0}^{+\infty} \lambda^t r_{s_t a_t} \right], \quad (4.1)$$

with s_t the state visited at time period t , a_t the action chosen with probability π_{sa} , and the expectation is as regards with the distribution defined by the policy π on the set of infinite-horizon trajectories. Note that in all generality, the return function $\pi \mapsto R(\pi)$ is neither convex nor concave on Π . An optimal policy can be chosen stationary and deterministic and can be computed efficiently (see Puterman 2014, chapter 6). We will say that a policy π' is an ϵ -optimal policy if its return is within $\epsilon > 0$ of the optimal return: $R(\pi') + \epsilon \geq \max\{R(\pi) \mid \pi \in \Pi\}$.

REMARK 1 (FINITE-HORIZON SETTING). In this paper, we only consider MDPs with infinite horizon. It is straightforward to extend our framework and results to the case of finite-horizon MDPs by adding an absorbing state with reward 0 after the last period.

4.2. Adherence-aware MDP

We now extend the decision setting of Section 3 to MDPs; we call our setting *adherence-aware MDP*. Let \mathcal{M} be an MDP instance, π_{base} a baseline policy, and π_{alg} a recommendation policy. We assume that π_{base} belongs to the set Π of stationary policies. The adherence level $\theta \in [0, 1]$ is such that at every decision period $t \in \mathbb{N}$ and visited state $s_t \in \mathcal{S}$, there is a probability θ that the DM follows π_{alg} , and a probability $1 - \theta$ that the DM follows π_{base} . Therefore, the effective return for the DM is $R(\pi_{\text{eff}}(\pi_{\text{alg}}, \theta))$, with $\pi_{\text{eff}}(\pi_{\text{alg}}, \theta) = \theta\pi_{\text{alg}} + (1 - \theta)\pi_{\text{base}}$. For a fixed adherence level θ , our objective is to compute an optimal recommendation policy $\pi_{\text{alg}}^*(\theta)$, such that the effective return $\pi_{\text{alg}} \mapsto R(\pi_{\text{eff}}(\pi_{\text{alg}}, \theta))$ is maximized:

$$\pi_{\text{alg}}^*(\theta) \in \arg \max_{\pi_{\text{alg}} \in \Pi_H} R(\pi_{\text{eff}}(\pi_{\text{alg}}, \theta)). \quad (4.2)$$

We will write $\pi_{\text{eff}}^*(\theta)$ for the resulting optimal effective policy, i.e., $\pi_{\text{eff}}^*(\theta) = \pi_{\text{eff}}(\pi_{\text{alg}}^*(\theta), \theta)$. For simplicity, we assume for now that θ is the same for all states $s \in \mathcal{S}$, an assumption we will challenge in Section 6.

REMARK 2. We should emphasize that, in our model, *at each time period*, the agent follows π_{alg} with probability θ and π_{base} with probability $1 - \theta$. Hence, the effective policy is $\theta\pi_{\text{alg}} + (1 - \theta)\pi_{\text{base}}$. Alternatively, we could have assumed that, *at the beginning of each trajectory*, the agent decides to follow π_{alg} or π_{base} , and then applies this policy for the entire trajectory. While this second model of adherence may be of independent interest, we believe that it is more restrictive since it assumes that the agent has some discretionary power at the beginning but commits to one policy for the rest of the trajectory. On the contrary, our model does not assume any commitment from the agent. Furthermore, this second model of adherence provides little theoretical insights. Indeed, if we assume that the DM implements the same policy for entire trajectories, then the effective reward is simply $\theta R(\pi_{\text{alg}}) + (1 - \theta)R(\pi_{\text{base}})$, since the return function $\pi \mapsto R(\pi)$ in (4.1) is defined as an expectation over trajectories. In such a model, as in the linear single-stage case presented at the end of Section 3, π_{base} and θ would have no impact on the design of π_{alg} , only on its effective performance. We will see in the next section that this is not the case for our model of adherence-aware MDPs.

REMARK 3. Interestingly, a similar type of mixture policies have been studied in the online learning literature, yet with a different motivation. To address the exploration-exploitation trade-off, many policies obtained via reinforcement learning are implemented together with an ad-hoc exploration mechanism. Instead, Shani et al. (2019) propose to compute “exploration-conscious” policies that are designed for a particular exploration policy (e.g., choosing actions uniformly at random) and exploration rate, which play a similar role as π_{base} and $1 - \theta$ in our framework.

However, they view the exploration policy and exploration rate as additional parameters one can tune to mitigate the exploration-exploitation tradeoff, while we consider π_{base} and θ as uncontrolled inputs (arising from potential human deviations) and study their impact on actual performance.

Note that in the definition of $\pi_{\text{alg}}^*(\theta)$ as in (4.2), we allow the recommendation policies to be history-dependent. For the classical MDP problem, it is well-known that an optimal policy can be chosen stationary and deterministic without loss of optimality, which greatly simplifies implementation and interpretation of such policies in practice. In the next proposition, we show that the same holds for adherence-aware MDPs and for the optimal recommendation policy $\pi_{\text{alg}}^*(\theta)$. We present the proof in Appendix B.

PROPOSITION 1. *For any value of $\theta \in [0, 1]$, an optimal recommendation policy $\pi_{\text{alg}}^*(\theta)$ may be chosen stationary and deterministic.*

4.3. An illustrative example for the impact of the adherence level

In this section, we analyze a simple example to provide some intuition on the role of the adherence level $\theta \in [0, 1]$ on both the effective performance of $\pi_{\text{alg}}^*(1)$ and the structure of $\pi_{\text{alg}}^*(\theta)$. In particular, we consider an MDP instance with 5 states and described in Figure 1a. The rewards are independent from the chosen action and only depend on the current state. We assume that the transitions are deterministic and are represented with dashed arcs in Figure 1a, along with the rewards above the states. The actions consist in choosing the possible next states. The MDP starts in State 1, and State 4 and State 5 are absorbing.

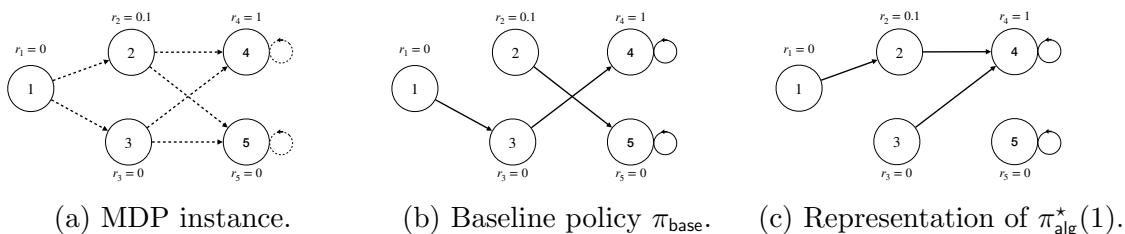


Figure 1 Details on the transitions and rewards of our MDP instance.

The baseline policy π_{base} is represented in Figure 1b. In particular, observe that π_{base} prescribes to transition from State 2 to State 5, which is sub-optimal. However, according to π_{base} , State 2 should not be visited in the first place. For example, in a healthcare setting, State 2 could correspond to a newly introduced treatment. Due to limited experience, the practitioner does not know how to properly use it (e.g., dose it for a drug) and thus does not prescribe it. The expected return of π_{base} is

$$R(\pi_{\text{base}}) = \frac{\lambda^2}{1 - \lambda},$$

where $\lambda \in (0, 1)$ is the discount rate. Note that, by definition of π_{eff} , for any $\theta \in [0, 1]$, $\pi_{\text{base}} = \pi_{\text{eff}}(\pi_{\text{base}}, \theta)$. In other words, for any adherence level $\theta \in [0, 1]$, recommending π_{base} leads exactly to the implementation of π_{base} .

Assuming perfect adherence ($\theta = 1$), we can easily find the optimal recommendation policy $\pi_{\text{alg}}^*(1)$ (e.g., via backward induction), as represented in Figure 1c. In particular, $\pi_{\text{alg}}^*(1)$ recommends to first go from State 1 to State 2, and then to State 4. If adherence is not perfect, however, continuing to recommend $\pi_{\text{alg}}^*(1)$ can lead to sub-optimal performance. Indeed, π_{base} chooses suboptimal actions in State 2, which $\pi_{\text{alg}}^*(1)$ recommends to visit (unlike π_{base}). So, the mixture policy $\pi_{\text{eff}}(\pi_{\text{alg}}^*(1), \theta)$ can lead to worst performance than either $\pi_{\text{alg}}^*(1)$ or π_{base} . Formally, the return of the effective policy $\pi_{\text{eff}}(\pi_{\text{alg}}^*(1), \theta)$ is equal to

$$\begin{aligned} R(\pi_{\text{eff}}(\pi_{\text{alg}}^*(1), \theta)) &= \theta \cdot \left(0.1\lambda + \theta \cdot \frac{\lambda^2}{1-\lambda} + (1-\theta) \cdot 0 \right) + (1-\theta) \cdot \left(0 + \frac{\lambda^2}{1-\lambda} \right) \\ &= \theta \cdot \left(0.1\lambda - \frac{\lambda^2}{1-\lambda} + \theta \frac{\lambda^2}{1-\lambda} \right) + \frac{\lambda^2}{1-\lambda} \\ &= \theta \cdot (\theta - \tilde{\theta}) \frac{\lambda^2}{1-\lambda} + R(\pi_{\text{base}}), \end{aligned}$$

with $\tilde{\theta} = 1 - 0.1 \frac{1-\lambda}{\lambda} \leq 1$. If $\tilde{\theta} \leq 0$, the behavior of the effective reward function is intuitive: In this case, we observe that $\theta \mapsto R(\pi_{\text{eff}}(\pi_{\text{alg}}^*(1), \theta))$ is increasing. In particular, $R(\pi_{\text{alg}}^*(1)) = R(\pi_{\text{eff}}(\pi_{\text{alg}}^*(1), 1)) \geq R(\pi_{\text{eff}}(\pi_{\text{alg}}^*(1), \theta))$, i.e., partial adherence degrades the effective return obtained by recommending $\pi_{\text{alg}}^*(1)$ compared with the perfect adherence case. Furthermore, $R(\pi_{\text{eff}}(\pi_{\text{alg}}^*(1), \theta)) \geq R(\pi_{\text{eff}}(\pi_{\text{alg}}^*(1), 0)) = R(\pi_{\text{base}})$, i.e., recommending $\pi_{\text{alg}}^*(1)$ improves over the current standard of practice, π_{base} .

However, the analytic expression above reveals surprising behaviors when $\tilde{\theta} > 0$. In this case, the function $\theta \mapsto R(\pi_{\text{eff}}(\pi_{\text{alg}}^*(1), \theta))$ is non-monotonous (see Figure 2a): It decreases on $[0, \tilde{\theta}]$ and increases on $[\tilde{\theta}, 1]$. Since the effective policy is a convex combination of $\pi_{\text{alg}}^*(1)$ and π_{base} , it is intuitive to believe that its performance will be bounded above and below by $R(\pi_{\text{alg}}^*(1))$ and $R(\pi_{\text{base}})$ respectively. This example disproves this intuition. In particular, we have $R(\pi_{\text{eff}}(\pi_{\text{alg}}^*(1), \tilde{\theta})) < R(\pi_{\text{base}})$. In other words, overlooking the adherence level θ and recommending the same policy $\pi_{\text{alg}}^*(1)$ may lead to lower return than the baseline policy itself! Actually, as we formally prove in the next section, this sub-optimality gap can be made arbitrarily large.

Finally, via backward induction, we can find an optimal recommendation policy $\pi_{\text{alg}}^*(\theta)$ for any value of $\theta \in [0, 1]$. In particular, we find an optimal recommendation policy of the following form (see derivations in Appendix A):

$$\pi_{\text{alg}}^*(\theta) = \begin{cases} \pi_{\text{alg}}^*(1) & \text{if } \theta > \max(0, \tilde{\theta}), \\ \pi_{\text{base}} & \text{if } \theta \leq \max(0, \tilde{\theta}). \end{cases}$$

Note that for $\theta = \tilde{\theta}$, both π_{base} and $\pi_{\text{alg}}^*(1)$ are optimal recommendations. Furthermore, by varying λ the breakpoint $\max(0, \tilde{\theta})$ can be made arbitrarily close to 1 (Figure 2c). In the following section, we show that, for any MDP instance, the optimal recommendation policy $\pi_{\text{alg}}^*(\theta)$ enjoys such piece-wise constant structure.

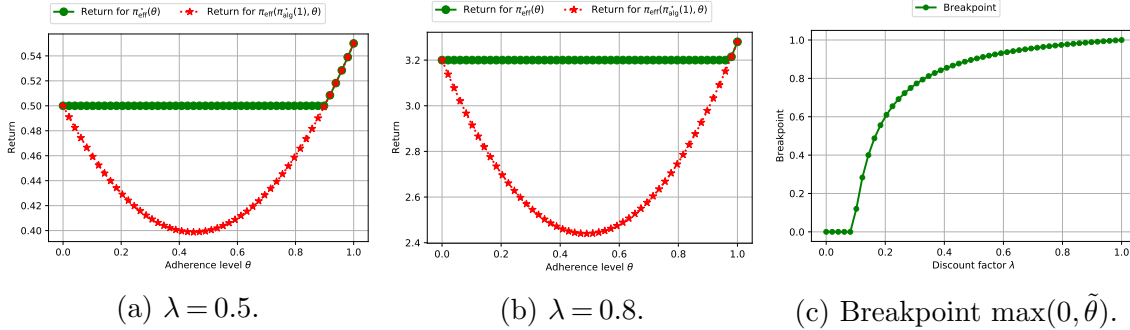


Figure 2 Comparing the return of $R(\pi_{\text{eff}}^*(\theta))$ and $R(\pi_{\text{eff}}(\pi_{\text{alg}}^*(1), \theta))$ for $\lambda = 0.5$ (Figure 2a), for $\lambda = 0.8$ (Figure 2b), and representing the breakpoint $\max\{0, \tilde{\theta}\}$, for $\tilde{\theta} = 1 - 0.1 \cdot \frac{1-\lambda}{\lambda}$, as a function of λ (Figure 2c).

4.4. Structural properties of optimal recommendation properties

We now theoretically investigate the impact of the adherence level $\theta \in [0, 1]$ on the choice of an optimal recommendation policy $\pi_{\text{alg}}^*(\theta)$. Recall that we have shown in Section 3 that for single-stage decision problems with linear objective, the optimal recommendation policy is independent of the adherence level: $\pi_{\text{alg}}^*(\theta) = \pi_{\text{alg}}^*(1)$, for any value of the adherence level $\theta \in [0, 1]$. This is because in the single-stage case, the return of the effective policy is simply the weighted average of the returns for the recommendation and the baseline policy. However, as the previous example illustrated, this is no longer the case for multi-stage decision problems, because the action a_t is re-sampled from π_{alg} or π_{base} , at every decision period $t \in \mathbb{N}$. We now formalize these observations.

First, we analyze the performance of $\pi_{\text{eff}}(\pi_{\text{alg}}^*(1), \theta)$ and show that recommending $\pi_{\text{alg}}^*(1)$ (i.e., ignoring the partial adherence effect) can lead to arbitrarily worse returns than the baseline policy.

PROPOSITION 2. *For any scalar $M \geq 0$, for any adherence level $\theta \in (0, 1)$, there exists an MDP instance \mathcal{M} such that $R(\pi_{\text{base}}) \geq M + R(\pi_{\text{eff}}(\pi_{\text{alg}}^*(1), \theta))$.*

Proof of Proposition 2 Fix $M \geq 0$ and $\theta \in (0, 1)$ and consider the MDP instance of Section 4.3. In the limit where $\lambda \rightarrow 1$, we have $R(\pi_{\text{eff}}(\pi_{\text{alg}}^*(1), \theta)) - R(\pi_{\text{base}}) \sim (\theta^2 - \theta) \frac{\lambda^2}{1-\lambda} \rightarrow -\infty$ since $\theta < 1$. Hence, we can have $R(\pi_{\text{eff}}(\pi_{\text{alg}}^*(1), \theta)) - R(\pi_{\text{base}}) \leq -M$ for λ close to 1. \square

Proposition 2 generalizes the observation that $\pi_{\text{eff}}(\pi_{\text{alg}}^*(1), \theta)$ can lead to *arbitrarily worse* performance than the current baseline policy itself (e.g., the current state of practice). As elicited in the example from Section 4.3, this phenomenon happens when the baseline policy π_{base} chooses

sub-optimal actions in some states. As a result, the effective policy $\pi_{\text{eff}}(\pi_{\text{alg}}^*(1), \theta)$ can also end up in these bad states that are overlooked by $\pi_{\text{alg}}^*(1)$, which assumes that the actions are always chosen from $\pi_{\text{alg}}^*(1)$. Consequently, for any value of $\theta \in (0, 1)$, the policy $\pi_{\text{alg}}^*(1)$ can be arbitrarily sub-optimal.

COROLLARY 1. *For any scalar $M \geq 0$, for any adherence level $\theta \in (0, 1)$, there exists an MDP instance \mathcal{M} such that $R(\pi_{\text{eff}}^*(\theta)) \geq M + R(\pi_{\text{eff}}(\pi_{\text{alg}}^*(1), \theta))$.*

Proof of Corollary 1 The result follows from Proposition 2 since $R(\pi_{\text{base}}) = R(\pi_{\text{eff}}(\pi_{\text{base}}, \theta)) \leq R(\pi_{\text{eff}}^*(\theta))$. \square

While Proposition 2 and Corollary 1 show that ignoring the adherence level θ can lead to arbitrarily large losses in performance, there are worst-case statements where, for each value of $\theta \in [0, 1]$, a particular MDP instance \mathcal{M} is constructed. In practice, one might be interested in a single MDP instance and the impact of varying $\theta \in [0, 1]$ on this instance in particular. We now analyze the structure of $\pi_{\text{alg}}^*(\theta)$ in this setting.

The example analyzed in Section 4.3 illustrates that the mapping $\theta \mapsto R(\pi_{\text{eff}}(\pi, \theta))$, for a fixed policy π , is not necessarily monotonous. Still, we can recover monotonicity when considering $\pi_{\text{alg}}^*(\theta)$ instead:

PROPOSITION 3. *For any MDP instance \mathcal{M} , the map $\theta \mapsto R(\pi_{\text{eff}}^*(\theta))$ is non-decreasing on $[0, 1]$.*

Proof. Let $\theta_1, \theta_2 \in [0, 1]$ with $\theta_1 \leq \theta_2$. We will show that $R(\pi_{\text{eff}}^*(\theta_1)) \leq R(\pi_{\text{eff}}^*(\theta_2))$. Following the definition of $\pi_{\text{eff}}^*(\theta_1)$, we have

$$\pi_{\text{eff}}^*(\theta_1) = \theta_1 \pi_{\text{alg}}^*(\theta_1) + (1 - \theta_1) \pi_{\text{base}}.$$

We can rewrite this as

$$\pi_{\text{eff}}^*(\theta_1) = \theta_2 \left(\frac{\theta_1}{\theta_2} \pi_{\text{alg}}^*(\theta_1) + \frac{\theta_2 - \theta_1}{\theta_2} \pi_{\text{base}} \right) + (1 - \theta_2) \pi_{\text{base}},$$

and $\hat{\pi} := \frac{\theta_1}{\theta_2} \pi_{\text{alg}}^*(\theta_1) + \frac{\theta_2 - \theta_1}{\theta_2} \pi_{\text{base}}$ is a policy since $0 \leq \theta_1 \leq \theta_2 \leq 1$. Overall, we conclude that $R(\pi_{\text{eff}}^*(\theta_1)) = R(\pi_{\text{eff}}(\hat{\pi}, \theta_2)) \leq R(\pi_{\text{eff}}^*(\theta_2))$, by optimality of $\pi_{\text{alg}}^*(\theta_2)$. \square

Proposition 3 shows that as the DM deviates more and more from the recommendation policy (i.e., as θ decreases), the optimal effective return decreases. Note that this result holds because we consider $\pi_{\text{alg}}^*(\theta)$, in other words because we adjust our recommended policy as the adherence level varies. Since $\pi_{\text{eff}}^*(0) = \pi_{\text{base}}$, Proposition 3 also implies that $R(\pi_{\text{eff}}^*(\theta)) \geq R(\pi_{\text{base}})$: recommending $\pi_{\text{eff}}^*(\theta)$ can only improve performance compared with the current baseline, which may not be the case when recommending $\pi_{\text{alg}}^*(1)$, as highlighted in Proposition 2. Overall, Proposition 3 suggests that it is always beneficial to try to increase the compliance of the agent (i.e., increase the value of θ), as this leads to more returns for the optimal effective policy $\pi_{\text{eff}}^*(\theta)$.

Finally, we conclude this section by analyzing the structure of the optimal recommendation policy $\pi_{\text{alg}}^*(\theta)$.

PROPOSITION 4. *For any MDP instance \mathcal{M} :*

1. *There exists $\bar{\theta} \in [0, 1]$, such that $\pi_{\text{alg}}^*(\theta) = \pi_{\text{alg}}^*(1)$ for any $\theta \in [\bar{\theta}, 1]$.*
2. *There exists $n \in \mathbb{N}$ and $0 = \theta_1 < \theta_2 < \dots < \theta_n = 1$ such that, for any $i \in \{1, \dots, n-1\}$, $\pi_{\text{alg}}^*(\theta)$ can be chosen constant over the interval $[\theta_i, \theta_{i+1}]$.*
3. *If $\pi_{\text{base}} = \pi_{\text{alg}}^*(\underline{\theta})$ for some $\underline{\theta} \in [0, 1]$, then $\pi_{\text{alg}}^*(\theta) = \pi_{\text{base}}$ for any $\theta \in [0, \underline{\theta}]$.*

REMARK 4. Statement 2 in Proposition 4 hints at the fact that the optimal recommendation policy $\pi_{\text{alg}}^*(\theta)$ might not be unique. Accordingly, in Statements 1 and 3 (and in the rest of the paper), the concise notation “ $\pi_{\text{alg}}^*(\theta) = \pi$ ” indicates that “ $\pi_{\text{alg}}^*(\theta)$ can be chosen equal to π ”. Combined with the fact that $\pi_{\text{alg}}^*(1)$ is an optimal recommendation for $\theta = 1$, Statement 1 shows that, when the adherence level is sufficiently close to 1, we can overlook the issue of partial adherence and output the same recommendation as when $\theta = 1$, which brings down to the classical MDP model. More generally, Statement 2 in Proposition 4 shows that, in general, $\pi_{\text{alg}}^*(\theta)$ has a piece-wise constant structure. The piece-wise constant structure of $\pi_{\text{alg}}^*(\theta)$ combined with the fact that π_{base} is an optimal recommendation for $\theta = 0$ also ensures that π_{base} is an optimal recommendation in a neighborhood of 0. Statement 3 generalizes this observation and states that if the baseline policy is an optimal recommendation policy for an adherence level $\underline{\theta}$, then it is optimal for any lower adherence level. A trivial example is the case where $\underline{\theta} = 1$, i.e., when π_{base} is optimal in the classical MDP model, then we should systematically recommend the baseline—to motivate our study, we implicitly assumed that $R(\pi_{\text{base}}) < R(\pi_{\text{alg}}^*(1))$, i.e., that the baseline policy could be improved.

4.5. Solving adherence-aware MDPs

We now show how to efficiently compute an optimal policy $\pi_{\text{eff}}^*(\theta)$ for adherence-aware MDPs. Note that when $\theta = 1$, the DM is simply solving a classical MDP problem, which can be done efficiently with various algorithms such value iteration, policy iteration, and linear programming (see chapter 6 in Puterman 2014). These approaches are based on the *Bellman equation*, a special type of fixed-point equation. We show how to adapt the classical Bellman equation to the case of adherence-aware MDPs in the following theorem. We present the proof in Appendix D.

THEOREM 1. *There exists a unique vector $\mathbf{v}^\infty \in \mathbb{R}^S$ satisfying*

$$v_s^\infty = \max_{\pi_s \in \Delta(\mathcal{A})} \theta \cdot \sum_{a \in \mathcal{A}} \pi_{sa} (r_{sa} + \lambda \mathbf{P}_{sa}^\top \mathbf{v}^\infty) + (1 - \theta) \cdot \sum_{a \in \mathcal{A}} \pi_{\text{base}, sa} (r_{sa} + \lambda \mathbf{P}_{sa}^\top \mathbf{v}^\infty), \forall s \in \mathcal{S}. \quad (4.3)$$

Additionally, let π^∞ a policy attaining the maximum in the right-hand side in (4.3) for each $s \in \mathcal{S}$. Then π^∞ can be chosen deterministic, and we can choose $\pi_{\text{alg}}^(\theta) = \pi^\infty$.*

Note that even though $\pi_{\text{alg}}^*(\theta)$ can be chosen deterministic, the effective policy $\pi_{\text{eff}}^*(\theta)$ may be randomized, since by definition $\pi_{\text{eff}}^*(\theta) = \theta\pi_{\text{alg}}^*(\theta) + (1 - \theta)\pi_{\text{base}}$.

REMARK 5. For any $\theta \in [0, 1]$, one can show that an optimal recommendation $\pi_{\text{alg}}^*(\theta)$ can be viewed as the optimal policy for another MDP instance $\mathcal{M}' = (\mathcal{S}, \mathcal{A}, \mathbf{P}', \mathbf{r}', \lambda)$, where the new transition probabilities \mathbf{P}' and the new rewards \mathbf{r}' are defined as

$$\begin{aligned} r'_{sa} &:= \theta \cdot r_{sa} + (1 - \theta) \cdot \sum_{a' \in \mathcal{A}} \pi_{\text{base}, sa'} r_{sa'}, \\ \mathbf{P}'_{sa} &:= \theta \cdot \mathbf{P}_{sa} + (1 - \theta) \cdot \sum_{a' \in \mathcal{A}} \pi_{\text{base}, sa'} \mathbf{P}_{sa'}, \end{aligned}$$

for all $(s, a) \in \mathcal{S} \times \mathcal{A}$. In the context of “exploration-conscious” reinforcement learning policies, Shani et al. (2019) refer to the MDP instance \mathcal{M}' as the *surrogate MDP*.

From Theorem 1, computing $\pi_{\text{alg}}^*(\theta)$ can be reduced to finding $\mathbf{v}^\infty \in \mathbb{R}^{\mathcal{S}}$, the solution to Equation (4.3). We now describe two efficient methods to compute \mathbf{v}^∞ .

Iterative method: value iteration. Following Puterman (2014), let us define the operator $f: \mathbb{R}^{\mathcal{S}} \rightarrow \mathbb{R}^{\mathcal{S}}$ as

$$f_s(\mathbf{v}) = \max_{\pi_s \in \Delta(\mathcal{A})} \theta \cdot \sum_{a \in \mathcal{A}} \pi_{sa} (r_{sa} + \lambda \mathbf{P}_{sa}^\top \mathbf{v}) + (1 - \theta) \sum_{a \in \mathcal{A}} \pi_{\text{base}, sa} (r_{sa} + \lambda \mathbf{P}_{sa}^\top \mathbf{v}), \forall s \in \mathcal{S}. \quad (4.4)$$

Note that when $\theta = 1$, this is the classical Bellman operator. The operator f is a contraction for ℓ_∞ : for any $\mathbf{v}, \mathbf{w} \in \mathbb{R}^{\mathcal{S}}$, we have $\|f(\mathbf{v}) - f(\mathbf{w})\|_\infty \leq \lambda \|\mathbf{v} - \mathbf{w}\|_\infty$. Therefore, as for classical MDPs, the fixed-point \mathbf{v}^∞ can be computed efficiently via the value iteration (VI) algorithm:

$$\mathbf{v}^0 = \mathbf{0}, \mathbf{v}^{t+1} = f(\mathbf{v}^t), \forall t \in \mathbb{N}. \quad (\text{VI})$$

Since f is a contraction, it is straightforward to show that $\|\mathbf{v}^t - f(\mathbf{v}^t)\|_\infty \leq \lambda^t \|\mathbf{v}^0 - f(\mathbf{v}^0)\|_\infty$. To obtain an ϵ -optimal recommendation policy, we can stop VI as soon as $\|\mathbf{v}^t - f(\mathbf{v}^t)\|_\infty \leq \epsilon(1 - \lambda)(2\lambda)^{-1}$. This condition will be satisfied after $O(\log(\epsilon^{-1}))$ iterations and will ensure that $\|\mathbf{v}^{t+1} - \mathbf{v}^\infty\|_\infty \leq \epsilon$ (Puterman 2014, theorem 6.3.3).

Linear programming formulation. The value iteration approach provides a simple iterative algorithm that can be used to quickly compute an approximate recommendation policy after a finite number of iterations. However, it is possible to obtain a linear programming formulation for computing the vector \mathbf{v}^∞ , which can then be solved directly via state-of-the-art solvers. In particular, we have the following proposition.

PROPOSITION 5. *The fixed-point $\mathbf{v}^\infty \in \mathbb{R}^{\mathcal{S}}$ is the unique solution of the optimization program:*

$$\min \left\{ \sum_{s \in \mathcal{S}} v_s \mid v_s \geq f_s(\mathbf{v}), \forall s \in \mathcal{S} \right\},$$

which can be reformulated as the following linear program with $|\mathcal{S}|$ decision variables and $|\mathcal{S}| \times |\mathcal{A}|$ linear constraints:

$$\begin{aligned} \min \quad & \sum_{s \in \mathcal{S}} v_s \\ v_s \geq & \theta (r_{sa} + \lambda \mathbf{P}_{sa}^\top \mathbf{v}) + (1 - \theta) \sum_{a' \in \mathcal{A}} \pi_{\text{base}, sa'} (r_{sa'} + \lambda \mathbf{P}_{sa'}^\top \mathbf{v}), \forall (s, a) \in \mathcal{S} \times \mathcal{A}. \end{aligned} \quad (4.5)$$

5. Numerical experiments

In this section, we numerically study the impact of the adherence level and of the baseline policy on two decision-making examples, in machine replacement and healthcare respectively, that have been studied in the MDP literature. We solve all the decision problems using the value iteration algorithm presented in Section 4.5. Among others, these numerical results illustrate the importance of taking into account the current state of practice and the adherence level when designing algorithmic recommendations. In particular, the adherence-aware optimization framework we develop in this paper provides simple tools to evaluate the robustness of a policy with respect to the adherence level and to obtain improved solutions in situations where the performance is the most impacted.

5.1. Machine replacement problem

We start with the a machine replacement problem introduced in Delage and Mannor (2010) and studied in Wiesemann et al. (2013), Goyal and Grand-Clément (2022).

MDP instance. We represent the machine replacement MDP in Figure 3. The set of states is $\{1, 2, 3, 4, 5, 6, 7, 8, R_1, R_2\}$ and the set of actions is $\{\text{repair}, \text{wait}\}$. Each state models the condition of the same machine. In State 8 the machine is broken, while State R_1 and State R_2 model some ongoing reparations. State R_1 is a normal repair while State R_2 is a long repair. We use the same rewards and transitions as in Delage and Mannor (2010). In particular, there is a reward of 0 in State 8, a reward of 18 in State R_1 , a reward of 10 in State R_2 , and a reward of 20 in the remaining states. We set a discount factor of $\lambda = 0.99$ and the DM starts in State 1.

Numerical results. Assuming $\theta = 1$, an optimal policy $\pi_{\text{alg}}^*(1)$ is to choose action **wait** in States 1, 2, 3, 4, R_2 and action **repair** in States 5, 6, 7, 8, R_1 . We now compare the effective reward of $\pi_{\text{alg}}^*(1)$ with that of the best recommendation $\pi_{\text{alg}}^*(\theta)$, for varying values of the adherence level θ . We first consider the case where π_{base} chooses to always wait instead of repairing the machine. We present the results of our empirical study in Figure 4. In Figure 4a, we report the effective return of both policies, namely $R(\pi_{\text{eff}}^*(\theta))$ and $R(\pi_{\text{eff}}(\pi_{\text{alg}}^*(1), \theta))$, for varying $\theta \in [0, 1]$. We also compute the proportional deterioration in performance, $(R(\pi_{\text{eff}}^*(\theta)) - R(\pi_{\text{eff}}(\pi_{\text{alg}}^*(1), \theta))) / R(\pi_{\text{eff}}^*(\theta))$ in Figure 4b. As expected from Proposition 4, when θ is sufficiently close to 1 (here, for $\theta \geq 0.88$), we have $\pi_{\text{eff}}^*(\theta) = \pi_{\text{eff}}^*(1)$ and there is no deterioration in performance. However, as the value of θ decreases

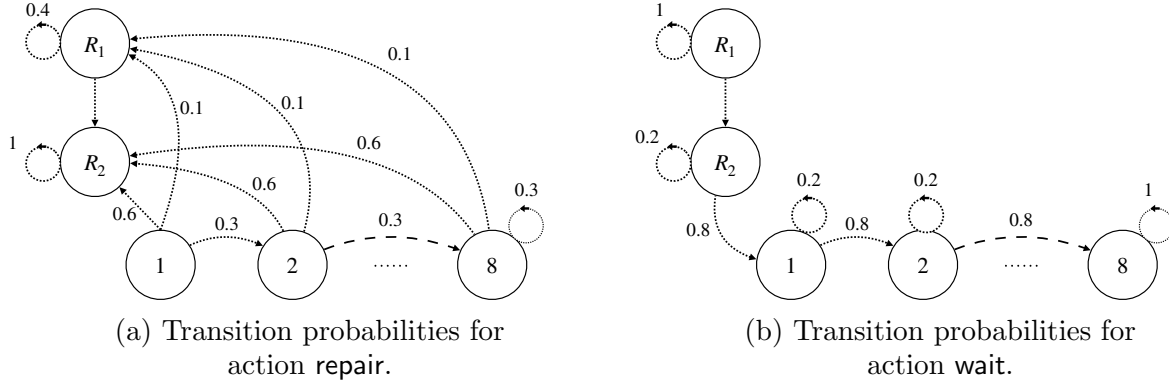


Figure 3 Transition probabilities for the machine replacement MDP. There is a reward of 18 in state R_1 , of 10 in state R_2 and of 0 in state 8. All others states have a reward of 20.

towards 0, overlooking the adherence level and recommending $\pi_{\text{alg}}^*(1)$ can lead to as much as 13.34% proportional deterioration compared with the optimal return $R(\pi_{\text{eff}}^*(\theta))$. We also note in Figure 4b that small changes in θ can lead to very severe deterioration, for instance in the region $\theta \in [0, 0.20]$, i.e., for very low adherence from the human decision maker. The different regions over which the optimal decision $\theta \mapsto \pi_{\text{alg}}^*(\theta)$ is constant are shown in Figure 4c, which highlights that the optimal recommendation policy may change many times as the adherence level decreases.

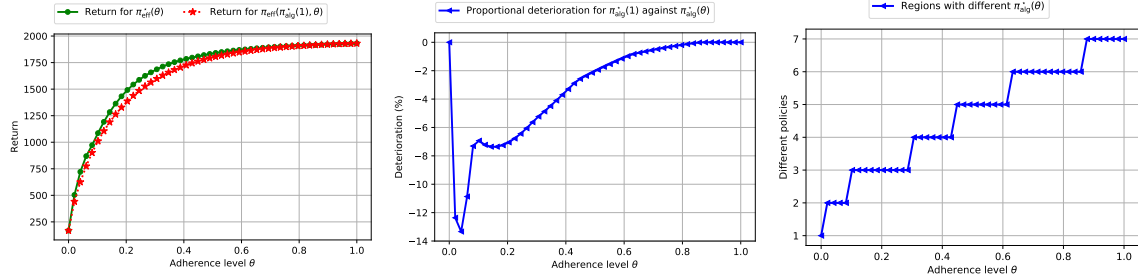
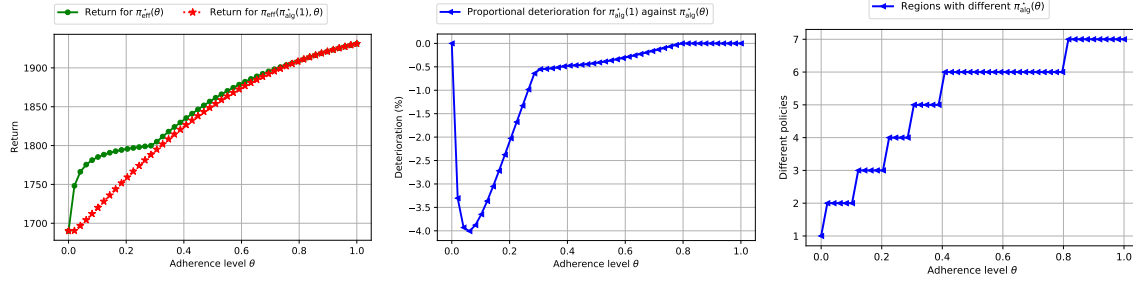


Figure 4 Numerical results for the machine replacement MDP with π_{base} always choosing action wait.

We also study the impact of the adherence level when π_{base} is the policy that avoids being trapped in the “bad” states (States 8, R_1 , R_2). In particular, let us consider a policy π_{base} that always waits when the machine is not broken (State 1 to State 7) or in the normal repair state (State R_2), but chooses to repair in State 8 and in the long repair state (State R_1). The numerical results are presented in Figure 5. In this case, we see that the performance of $\pi_{\text{alg}}^*(1)$ are robust for $\theta \geq 0.35$, with a proportional deterioration of only 0.5% compared to the return of the optimal recommendation policy $\pi_{\text{alg}}^*(\theta)$ (Figure 5b). However, for $\theta \leq 0.35$, there is a significant drop in performance, leading to a 4.01% reduction in effective return.



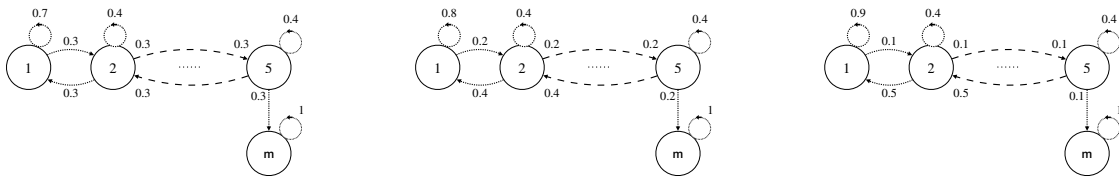
(a) Returns for recommend- (b) Proportional deteriora- (c) Subregions with constant
 ing $\pi_{alg}^*(\theta)$ and $\pi_{alg}^*(1)$. tion for $\pi_{alg}^*(1)$ against $\pi_{alg}^*(\theta)$. recommendation policies.

Figure 5 Numerical results for the machine replacement MDP with π_{base} repairing in the absorbing states s, R_1 and waiting in the other states.

5.2. Stylized healthcare decision problem

We consider an MDP instance inspired from sequential decision-making in healthcare. In particular, we approximate the evolution of the patient’s health dynamics using a Markov chain, using a simplification of the models in Goh et al. (2018) and Grand-Clément et al. (2020).

MDP instance. The dynamics of the MDP is represented in Figure 6. There are 5 states representing the severity of the health condition of the patient, and an absorbing *mortality* state m . State 1 represents a healthy condition for the patient while State 5 is more likely to lead to mortality. There are three actions {low, medium, high}, corresponding to prescription of a given drug dosage at every state. In any given state (except mortality), there is a reward of 20 for choosing action low, a reward of 15 for choosing action medium, and a reward of 10 for choosing action high. There is a reward of 0 in the mortality state m . The goal of the decision maker is to choose a policy to keep the patient alive (by avoiding the mortality state m) while minimizing the invasiveness of the statement. We choose a discount factor of $\lambda = 0.99$ and the patient starts in State 1.

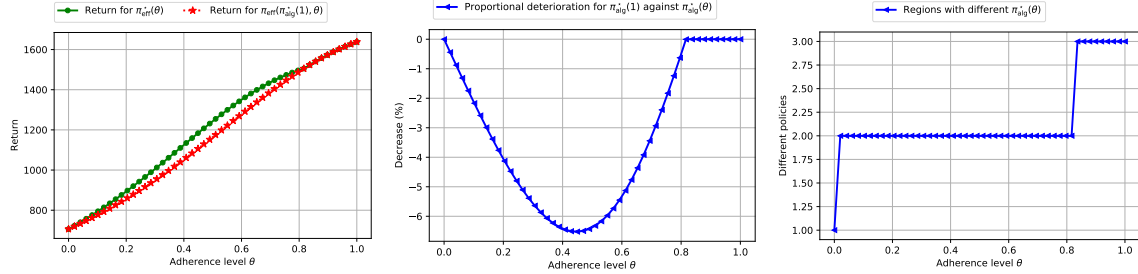


(a) Transition probabilities for (b) Transition probabilities for (c) Transition probabilities for
 action low. action medium. action high.

Figure 6 Transition probabilities for the healthcare MDP instance.

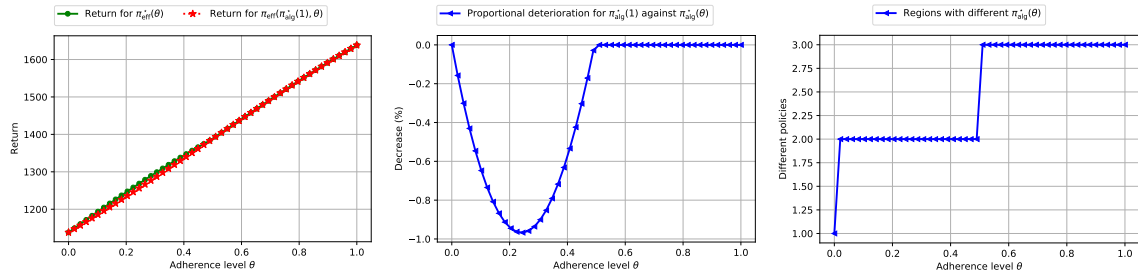
Numerical results. An optimal policy $\pi_{alg}^*(1)$ is to choose action low in States 1, 2, and to choose action high in States 3, 4, 5. We now test the robustness of $\pi_{alg}^*(1)$ to partial adherence of the patient. In particular, we consider three different baseline policies π_{base} . In Figure 7, Figure 8 and

Figure 9, we consider baseline policies π_{base} that always chooses action low, medium or high in every health states, respectively. Our simulations highlights the sensitivity of the effective performance of $\pi_{\text{alg}}^*(1)$, with respect to both the baseline policy and the adherence level. In particular, while $\pi_{\text{alg}}^*(1)$ may loose up to 6.52% of the optimal effective return when the baseline policy always chooses low dosage (Figure 7b), it only looses a maximum of 0.97% of the optimal effective return when the baseline policy always chooses medium dosage (Figure 8b), and looses close to 0% of the optimal effective return when the baseline policy always chooses high dosage (Figure 9b). In addition, we observe that the range of the θ -values for which $\pi_{\text{alg}}^*(1)$ is optimal differs greatly from one baseline policy to another (Figures 7c-8c-9c): when π_{base} always chooses low dosage, $\pi_{\text{alg}}^*(1)$ is optimal for $\theta \geq 0.82$, whereas when π_{base} always chooses medium dosage, $\pi_{\text{alg}}^*(1)$ is optimal for $\theta \geq 0.51$, and when π_{base} always chooses high dosage, $\pi_{\text{alg}}^*(1)$ is optimal for $\theta \geq 0.20$.



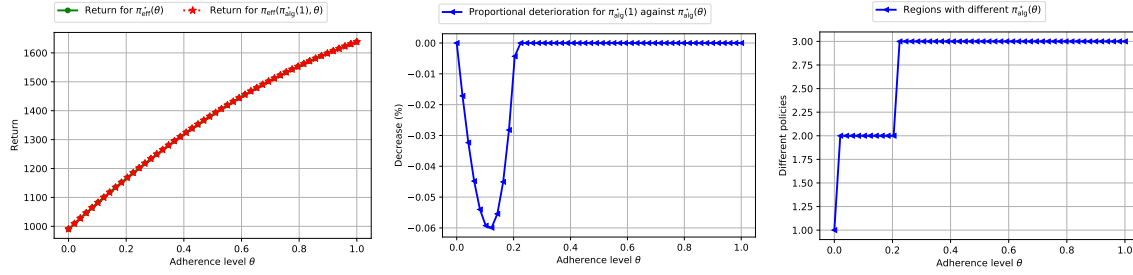
(a) Returns for recommending $\pi_{\text{alg}}^*(\theta)$ and $\pi_{\text{alg}}^*(1)$. (b) Proportional deterioration for $\pi_{\text{alg}}^*(1)$ against $\pi_{\text{alg}}^*(\theta)$. (c) Subregions with constant recommendation policies.

Figure 7 Numerical results for the healthcare MDP with π_{base} choosing action low in all states.



(a) Returns for recommending $\pi_{\text{alg}}^*(\theta)$ and $\pi_{\text{alg}}^*(1)$. (b) Proportional deterioration for $\pi_{\text{alg}}^*(1)$ against $\pi_{\text{alg}}^*(\theta)$. (c) Subregions with constant recommendation policies.

Figure 8 Numerical results for the healthcare MDP with π_{base} choosing action medium in all states.



(a) Returns for recommending $\pi_{\text{alg}}^*(\theta)$ and $\pi_{\text{alg}}^*(1)$. (b) Proportional deterioration for $\pi_{\text{alg}}^*(1)$ against $\pi_{\text{alg}}^*(\theta)$. (c) Subregions with constant recommendation policies.

Figure 9 Numerical results for the healthcare MDP with π_{base} choosing action high in all states.

6. Extensions and discussion

Finally, we discuss potential extensions of our adherence-aware decision framework.

6.1. Heterogeneous adherence levels

We have restricted our previous analysis to the case of a *homogeneous* adherence level $\theta \in [0, 1]$, common to all states $s \in \mathcal{S}$. However, in practice, it is possible that the adherence level differs across states. For instance, in a healthcare setting, practitioners may be more prone to overlook the algorithms' recommendations when the patient is in a critical health condition because any error may have life-threatening consequences. To model this practical consideration, we can extend our model to *heterogeneous adherence levels*, $\theta_s \in [0, 1]$ for each state $s \in \mathcal{S}$. In this model, at every decision period $t \in \mathbb{N}$ and visited state s_t , the agent decides to follow the recommendation policy π_{alg} (with probability θ_s) or the baseline policy π_{base} (with probability $1 - \theta_s$). The effective policy $\pi_{\text{eff}}(\pi_{\text{alg}}, \theta)$ is now defined as

$$\pi_{\text{eff}}(\pi_{\text{alg}}, \theta)_s = \theta_s \pi_{\text{alg},s} + (1 - \theta_s) \pi_{\text{base},s}, \forall s \in \mathcal{S}.$$

All the structural results from Section 4.4 would generalize to this simple extension. In particular, Proposition 3 still holds provided the non-decreasing property of $\theta \mapsto R(\pi_{\text{eff}}^*(\theta))$ is replaced with an order-preserving property:

$$\theta_s \leq \theta'_s, \forall s \in \mathcal{S} \Rightarrow R(\pi_{\text{eff}}^*(\theta)) \leq R(\pi_{\text{eff}}^*(\theta')).$$

Importantly, we can still efficiently compute an optimal recommendation policy $\pi_{\text{alg}}^*(\theta)$ for any adherence level $\theta \in [0, 1]^{\mathcal{S}}$, by adapting the value iteration and the linear programming formulation to the map $f_{\theta} : \mathbb{R}^{\mathcal{S}} \rightarrow \mathbb{R}^{\mathcal{S}}$, defined as

$$f_{\theta,s}(v) = \max_{\pi_s \in \Delta(\mathcal{A})} \theta_s \cdot \sum_{a \in \mathcal{A}} \pi_{sa} (r_{sa} + \lambda P_{sa}^{\top} v) + (1 - \theta_s) \cdot \sum_{a \in \mathcal{A}} \pi_{\text{base},sa} (r_{sa} + \lambda P_{sa}^{\top} v), \forall s \in \mathcal{S}.$$

6.2. Uncertain adherence level

In our framework, we have assumed that the adherence level $\theta \in [0, 1]$ was known and used as an input to design the recommendation policy π_{alg} . This assumption is likely violated in practice, where θ is not perfectly known. Instead, we can assume that the true adherence level θ is uncertain but belongs to an interval $[\underline{\theta}, \bar{\theta}]$.

Under this assumption, we take a *robust optimization* approach (Bertsimas and Sim 2004, Ben-Tal et al. 2009) and model the uncertainty in the value of θ as an adversarial choice from the set $[\underline{\theta}, \bar{\theta}]$ of all possible realizations. The goal is to compute an optimal *robust* recommendation policy, that optimizes the worst-case objective over all plausible values of the adherence levels:

$$\max_{\pi_{\text{alg}} \in \Pi_H} \min_{\theta \in [\underline{\theta}, \bar{\theta}]} R(\pi_{\text{eff}}(\pi_{\text{alg}}, \theta)). \quad (6.1)$$

The optimization problem (6.1) is reminiscent to *robust MDPs*, which consider the case where the rewards and/or the transition probabilities are unknown (Iyengar 2005, Wiesemann et al. 2013), but in our setting the same adherence level θ has an impact on the transition probabilities out of every states $s \in \mathcal{S}$ (see Remark 5), which contradicts the classical rectangularity assumption for robust MDPs. Recall that the map $\pi \mapsto R(\pi)$ may be neither convex nor concave. Therefore, the optimization problem (6.1) is a non-convex non-concave saddle-point problem. However, thanks to the structural properties highlighted in Section 4.4, the optimization problem (6.1) can be solved as efficiently as (4.2), the adherence-aware decision-making problem with known adherence level θ . Crucially, an optimal recommendation policy can still be chosen stationary (i.e., in the set Π) instead of history-dependent (i.e., in the set Π_H), and deterministic. Formally, we have the following theorem (proof detailed in Appendix F):

THEOREM 2. *An optimal robust recommendation policy in (6.1) may be chosen stationary:*

$$\max_{\pi_{\text{alg}} \in \Pi_H} \min_{\theta \in [\underline{\theta}, \bar{\theta}]} R(\pi_{\text{eff}}(\pi_{\text{alg}}, \theta)) = \max_{\pi_{\text{alg}} \in \Pi} \min_{\theta \in [\underline{\theta}, \bar{\theta}]} R(\pi_{\text{eff}}(\pi_{\text{alg}}, \theta)).$$

Additionally, the pair $(\pi_{\text{alg}}^(\underline{\theta}), \underline{\theta})$ with $\pi_{\text{alg}}^*(\underline{\theta})$ a deterministic policy is an optimal solution to (6.1).*

Theorem 2 is remarkable in that it shows that the same value of θ (in particular, the most pessimistic value) is optimal for all policies. In practice, it reduces the problem of estimating the true adherence level to the (admittedly easier) task of obtaining a valid lower bound only. Furthermore, Theorem 2 also has significant computational impact since it shows that solving (6.1) can be done by applying the same algorithms as the one described in Section 4.5 with $\theta = \underline{\theta}$. The resulting recommendation will also be a deterministic policy, which is desirable in practice.

REMARK 6. Interestingly, the proof of Theorem 2 relies on a robust extension of the heterogeneous model introduced in Section 6.1. Actually, Theorem 2 holds if we replace the inner minimization over $\theta \in [\underline{\theta}, \bar{\theta}]$ by a minimization over $\boldsymbol{\theta} \in [\underline{\theta}, \bar{\theta}]^{\mathcal{S}}$. In this more general setting, we show that the worst-case over $\boldsymbol{\theta} \in [\underline{\theta}, \bar{\theta}]^{\mathcal{S}}$ is always attained at $(\underline{\theta}, \dots, \underline{\theta})$. Similar results could be obtained if each coordinate θ_s belongs to a (potentially different) interval $[\underline{\theta}_s, \bar{\theta}_s]$. However, in the general case, $\boldsymbol{\theta} \in \mathcal{U} \subset [0, 1]^{\mathcal{S}}$, where \mathcal{U} can enforce constraints across $\theta_s, \theta_{s'}$ for different states $s, s' \in \mathcal{S}$, computing an optimal recommendation policy, i.e., solving

$$\max_{\pi_{\text{alg}} \in \Pi} \min_{\boldsymbol{\theta} \in \mathcal{U}} R(\pi_{\text{eff}}(\pi_{\text{alg}}, \boldsymbol{\theta}))$$

may be a hard problem, as highlighted in the non-rectangular examples for robust MDPs (see theorem 1 in Wiesemann et al. (2013) and proposition 2 in Goh et al. (2018)).

6.3. Varying adherence level

The adherence level θ may also vary over time. As the DM observes the recommendation made by the algorithm over time, her trust in the recommendation, hence her adherence, may increase (or decrease).

One could endogeneize these dynamics by making θ explicitly dependent on the recommended policy π_{alg} . However, the works of Boyaci et al. (2020), de Véricourt and Gurkan (2022) highlight how complex these dynamics can be, even for highly stylized decision problems, because of cognitive limitations and asymmetric performance evaluation. Therefore, we conjecture that such game-theoretic approaches (where π_{alg} and θ are updated at each step) would be intractable for the type of complex multi-stage decision problems we consider in this paper. Furthermore, as discussed in Section 2, many mechanisms could explain partial adherence. Consequently, any method that restricts the reasons for non-adherence (e.g., information asymmetry, algorithm aversion, cognitive limitations) and derives update rules for the adherence level θ based on these mechanisms could suffer from model misspecification.

Alternatively, one could capture the dynamic nature of θ by estimating it from past observations in an online fashion. At a high-level, the optimization problem to which $\pi_{\text{alg}}^*(\theta)$ is a solution resembles that of an MDP whose transition probabilities depend on θ (and π_{base}). Hence, a varying adherence level would lead to non-stationary transition probabilities. In the multi-armed bandit literature, two types of assumptions are used to address non-stationarity. Garivier and Moulines (2011) introduced a piece-wise stationary assumption, where the parameters are constant over certain time periods and change at unknown time steps. Alternatively, Besbes et al. (2014, 2015) considered a slowly varying setting where the absolute difference between parameters at two consecutive time-steps are bounded (by a so-called variation budget). Although originally derived for

multi-armed bandit problems, both these frameworks have been extended and used to solve non-stationary MDPs (or non-stationary reinforcement learning problems) as well. We refer to Auer et al. (2008) and Cheung et al. (2019) for an analysis of non-stationary MDPs under the piece-wise stationary and slowly varying assumptions respectively. Beyond the technical difficulties addressed by the aforementioned works, learning θ from past historical data also suffers from a censorship issue. If both π_{alg} and π_{base} recommend the same action at a given state s_t , then it is impossible to distinguish adherence from non-adherence. The online extension of our framework, where the adherence level (and potentially the baseline policy π_{base}) needs to be continuously learned from past observations constitute an interesting future direction.

References

- Peter Auer, Thomas Jaksch, and Ronald Ortner. Near-optimal regret bounds for reinforcement learning. *Advances in Neural Information Processing Systems*, 21, 2008.
- Hamsa Bastani, Osbert Bastani, and Wichinpong Park Sinchaisri. Improving human decision-making with machine learning. *arXiv preprint arXiv:2108.08454*, 2021.
- Aharon Ben-Tal, Laurent El Ghaoui, and Arkadi Nemirovski. *Robust Optimization*, volume 28. Princeton university press, 2009.
- Dimitris Bertsimas and Melvyn Sim. The price of robustness. *Operations Research*, 52(1):35–53, 2004.
- Omar Besbes, Yonatan Gur, and Assaf Zeevi. Stochastic multi-armed-bandit problem with non-stationary rewards. *Advances in Neural Information Processing Systems*, 27, 2014.
- Omar Besbes, Yonatan Gur, and Assaf Zeevi. Non-stationary stochastic optimization. *Operations Research*, 63(5):1227–1244, 2015.
- Tamer Boyaci, Caner Canyakmaz, and Francis de Véricourt. Human and machine: The impact of machine input on decision-making under cognitive limitations. 2020.
- Wang Chi Cheung, David Simchi-Levi, and Ruihao Zhu. Non-stationary reinforcement learning: The blessing of (more) optimism. *arXiv preprint arXiv:1906.02922*, 2019.
- Francis de Véricourt and Huseyin Gurkan. Is your machine better than you? you may never know. 2022.
- Eric Delage and S. Mannor. Percentile optimization for Markov decision processes with parameter uncertainty. *Operations Research*, 58(1):203 – 213, 2010.
- Berkeley J Dietvorst, Joseph P Simmons, and Cade Massey. Algorithm aversion: people erroneously avoid algorithms after seeing them err. *Journal of Experimental Psychology: General*, 144(1):114, 2015.
- Berkeley J Dietvorst, Joseph P Simmons, and Cade Massey. Overcoming algorithm aversion: People will use imperfect algorithms if they can (even slightly) modify them. *Management Science*, 64(3):1155–1170, 2018.

- Eugene A Feinberg and Adam Shwartz. *Handbook of Markov Decision Processes: Methods and Applications*, volume 40. Springer Science & Business Media, 2012.
- Robert Fildes, Paul Goodwin, Michael Lawrence, and Konstantinos Nikolopoulos. Effective forecasting and judgmental adjustments: an empirical evaluation and strategies for improvement in supply-chain planning. *International Journal of Forecasting*, 25(1):3–23, 2009.
- Aurélien Garivier and Eric Moulines. On upper-confidence bound policies for switching bandit problems. In *International Conference on Algorithmic Learning Theory*, pages 174–188. Springer, 2011.
- Joel Goh, Mohsen Bayati, Stefanos A Zenios, Sundeep Singh, and David Moore. Data uncertainty in Markov chains: Application to cost-effectiveness analyses of medical innovations. *Operations Research*, 66(3):697–715, 2018.
- Vineet Goyal and Julien Grand-Clément. Robust Markov decision processes: Beyond rectangularity. *Mathematics of Operations Research*, 2022.
- Julien Grand-Clément, Carri W Chan, Vineet Goyal, and Gabriel Escobar. Robust policies for proactive ICU transfers. *arXiv preprint arXiv:2002.06247*, 2020.
- Maria R Ibanez, Jonathan R Clark, Robert S Huckman, and Bradley R Staats. Discretionary task ordering: Queue management in radiological services. *Management Science*, 64(9):4389–4407, 2018.
- Garud N Iyengar. Robust dynamic programming. *Mathematics of Operations Research*, 30(2):257–280, 2005.
- Alexis Jacq, Johan Ferret, Olivier Pietquin, and Matthieu Geist. Lazy-MDPs: Towards interpretable reinforcement learning by learning when to act. *arXiv preprint arXiv:2203.08542*, 2022.
- Saravanan Kesavan and Tarun Kushwaha. Field experiment on the profit implications of merchants’ discretionary power to override data-driven decision-making tools. *Management Science*, 66(11):5182–5190, 2020.
- Matthieu Komorowski, Leo A Celi, Omar Badawi, Anthony C Gordon, and A Aldo Faisal. The artificial intelligence clinician learns optimal treatment strategies for sepsis in intensive care. *Nature Medicine*, 24(11):1716–1720, 2018.
- Mirko Kremer, Brent Moritz, and Enno Siemsen. Demand forecasting behavior: System neglect and change detection. *Management Science*, 57(10):1827–1843, 2011.
- Wilson Lin, Song-Hee Kim, and Jordan Tong. Does algorithm aversion exist in the field? An empirical analysis of algorithm use determinants in diabetes self-management. *SSRN (July 23, 2021)*, 2021.
- Jennifer M Logg, Julia A Minson, and Don A Moore. Algorithm appreciation: People prefer algorithmic to human judgment. *Organizational Behavior and Human Decision Processes*, 151:90–103, 2019.
- Vahid Balazadeh Meresht, Abir De, Adish Singla, and Manuel Gomez-Rodriguez. Learning to switch between machines and humans. *arXiv preprint arXiv:2002.04258*, 2020.
- Martin L Puterman. *Markov Decision Processes : Discrete Stochastic Dynamic Programming*. John Wiley and Sons, 2014.

- Eduardo Sabaté. *Adherence to long-term therapies: evidence for action*. World Health Organization, 2003.
- Lior Shani, Yonathan Efroni, and Shie Mannor. Exploration conscious reinforcement learning revisited. In *International Conference on Machine Learning*, pages 5680–5689. PMLR, 2019.
- Lauren N Steimle and Brian T Denton. Markov decision processes for screening and treatment of chronic diseases. In *Markov Decision Processes in Practice*, pages 189–222. Springer, 2017.
- Jiankun Sun, Dennis J Zhang, Haoyuan Hu, and Jan A Van Mieghem. Predicting human discretion to adjust algorithmic prescription: A large-scale field experiment in warehouse operations. *Management Science*, 68(2):846–865, 2022.
- Karel H Van Donselaar, Vishal Gaur, Tom Van Woensel, Rob ACM Broekmeulen, and Jan C Fransoo. Ordering behavior in retail stores and implications for automated replenishment. *Management Science*, 56(5):766–784, 2010.
- Wolfram Wiesemann, Daniel Kuhn, and Berç Rustem. Robust Markov decision processes. *Mathematics of Operations Research*, 38(1):153–183, 2013.

Appendix A: Detailed computation of $\pi_{\text{alg}}^*(\theta)$ in the example of Section 4.3

We consider the MDP instance and the baseline policy π_{base} presented in Section 4.3. For any value of $\theta \in [0, 1]$, we can find an optimal recommendation policy $\pi_{\text{alg}}^*(\theta)$ via backward induction. Let us write v_i for the value derived by the DM starting from state $i \in \{1, 2, 3, 4, 5\}$. Clearly, $v_5 = 0, v_4 = 1/(1 - \lambda)$. In State 3, $v_5 < v_4$ so the best action is to choose to go to State 4. Since π_{base} also chooses to go to State 4, we obtain $v_3 = \lambda/(1 - \lambda)$. In State 2, the best action is to choose to State 4. Since we follow the recommendation policy with probability θ and the baseline policy with probability $1 - \theta$, we have

$$v_2 = 0.1 + \theta\lambda \cdot v_4 + (1 - \theta)\lambda \cdot v_5 = 0.1 + \theta \frac{\lambda}{1 - \lambda}.$$

Finally, for the best action in State 1, we have to choose between going to State 2 and going to State 3. If we recommend going to state $i \in \{2, 3\}$, then the value derived by the DM from state 1 will be

$$v_1 = \theta\lambda \cdot v_i + (1 - \theta)\lambda v_3.$$

Hence, the optimal recommendation depends on the comparison between v_2 and v_3 . If $v_2 > v_3$, we should recommend to go to State 2 from State 1 and $v_1 = \theta\lambda \cdot v_2 + (1 - \theta)\lambda v_3$. Otherwise, we recommend State 3 and $v_1 = v_3$.

Observe that

$$v_2 \geq v_3 \iff 0.1 + \theta \frac{\lambda}{1 - \lambda} \geq \frac{\lambda}{1 - \lambda} \iff \theta \geq 1 - 0.1 \cdot \frac{1 - \lambda}{\lambda} =: \tilde{\theta}.$$

All in all, we have the following two cases,

- If $\theta \leq \tilde{\theta}$, $v_2 \leq v_3$ and an optimal recommendation policy $\pi_{\text{alg}}^*(\theta)$ should recommend the following transitions: $\pi_{\text{alg}}^*(\theta)$ is $1 \rightarrow 3, 3 \rightarrow 4$. Observe that, as long as $\pi_{\text{alg}}^*(\theta)$ recommends $1 \rightarrow 3$, $\pi_{\text{eff}}(\pi_{\text{alg}}^*(\theta), \theta)$ will never visit State 2. As a result, π_{base} is also an optimal recommendation policy in this case, despite the fact that it prescribes a sub-optimal action at State 2.

• If $\theta \geq \tilde{\theta}$, $v_2 \geq v_3$ and an optimal recommendation policy $\pi_{\text{alg}}^*(\theta)$ should recommend the following transitions: $\pi_{\text{alg}}^*(\theta)$ is $1 \rightarrow 2$, $2 \rightarrow 4$, $3 \rightarrow 4$. Note that, unlike in the previous case, $\pi_{\text{eff}}(\pi_{\text{alg}}^*(\theta), \theta)$ will visit State 3 even if $\pi_{\text{alg}}^*(\theta)$ does not recommend $1 \rightarrow 3$. Consequently, an optimal recommendation must recommend State 4 when at State 3. The optimal recommendation in this case corresponds to the policy $\pi_{\text{alg}}^*(1)$ represented in Figure 1c.

Appendix B: Proof of Proposition 1

Proof. The proof of Proposition 1 is similar to the proof of the optimality of stationary policies for classical MDPs. We first prove that $\pi_{\text{alg}}^*(\theta)$ can always be chosen stationary. Following Corollary 5.5.2 in Puterman (2014), for any history-dependent policy π , there exists a stationary policy $\pi' \in \Pi$, potentially randomized, such that for any pair $(s, a) \in \mathcal{S} \times \mathcal{A}$, we have

$$\mathbb{P}^\pi(s_t = s, a_t = a) = \mathbb{P}^{\pi'}(s_t = s, a_t = a).$$

Therefore, if, for a given $\theta \in [0, 1]$, the optimal recommendation policy $\pi_{\text{alg}}^*(\theta)$ is history-dependent, we can find another stationary policy $\pi'_{\text{base}} \in \Pi$ that yields the same effective return, i.e., $R(\pi_{\text{eff}}(\pi'_{\text{base}}, \theta)) = R(\pi_{\text{eff}}(\pi_{\text{alg}}^*(\theta), \theta))$. This shows that $\pi_{\text{alg}}^*(\theta)$ may be chosen stationary, and therefore that $\pi_{\text{eff}}^*(\theta)$ may also be chosen stationary.

We defer the proof that $\pi_{\text{alg}}^*(\theta)$ can be chosen deterministic at the end of our proof of Theorem 1. \square

Appendix C: Proof of Proposition 4

Proof. 1. The proof uses similar ideas as the proof of *Blackwell optimality* for classical MDPs (Feinberg and Shwartz 2012) and robust MDPs (Goyal and Grand-Clément 2022), which studies the sensitivity of optimal policies as regards the values of the discount factor $\lambda \in [0, 1]$. In particular, we recall the following lemma from Puterman (2014).

LEMMA 1 (Lemma 10.1.2, Puterman (2014)). *Let $\phi : \mathcal{I} \rightarrow \mathbb{R}$ be a rational function on an interval $\mathcal{I} \subset \mathbb{R}$, that is, ϕ is the ratio of two polynomials and the denominator does not have any zeros in the interval \mathcal{I} . Then either $\phi(\theta) = 0$ for all $\theta \in \mathcal{I}$, either $\phi(\theta) = 0$ for finitely many values of $\theta \in \mathcal{I}$.*

We now proceed with the proof of this statement. From Proposition 1, for any value of $\theta \in [0, 1]$, an optimal recommendation policy $\pi_{\text{alg}}^*(\theta)$ can be chosen stationary and deterministic. Since there are finitely many deterministic policies, the map $\theta \mapsto \pi_{\text{alg}}^*(\theta)$, $[0, 1] \rightarrow \Pi$ takes a finite number of values. This shows that at least one deterministic policy is visited infinitely often as $\theta \rightarrow 1$. In particular, let $(\theta_n)_{n \geq 1} \in [0, 1]^{\mathbb{N}}$ such that $\theta_n \rightarrow 1$ and the same deterministic recommendation policy $\hat{\pi}_{\text{alg}}$ is optimal for this sequence of adherence levels:

$$R(\pi_{\text{eff}}(\hat{\pi}_{\text{alg}}, \theta_n)) \geq R(\pi_{\text{eff}}(\pi, \theta_n)), \forall \pi \in \Pi, \forall n \in \mathbb{N}.$$

In particular, for each deterministic recommendation policy π , let us write $\phi_\pi : [0, 1] \rightarrow \mathbb{R}$ for the map

$$\phi_\pi(\theta) = R(\pi_{\text{eff}}(\hat{\pi}_{\text{alg}}, \theta)) - R(\pi_{\text{eff}}(\pi, \theta)).$$

We know that $\phi_\pi(\theta_n) \geq 0, \forall n \geq 1$. We want to show that this inequality $\phi_\pi(\theta) \geq 0$ holds for all values of θ sufficiently close to 1. From Lemma 10.1.3 in Puterman (2014), we know that ϕ_π is a rational function. From

Lemma 1, we know that either ϕ_π is identically equal to 0, or it is equal to 0 for finitely many values of θ in the interval $[0, 1]$. If ϕ_π is identically equal to 0, then indeed $\phi_\pi(\theta) \geq 0$ holds for all $\theta \in [0, 1]$. Otherwise, ϕ_π is equal to 0 only for a finite number of values in $[0, 1]$, which implies that ϕ_π can change sign only finitely many times. Since $\phi_\pi(\theta_n) \geq 0, \forall n \geq 1$, for $\theta_n \rightarrow 1$, there exists a threshold $\theta_\pi \in [0, 1]$, such that $\phi_\pi(\theta) \geq 0$, for all $\theta \in [\theta_\pi, 1]$. If we take $\hat{\theta} \geq \theta_\pi$ for any deterministic policy π , we find that for all $\theta \in [\hat{\theta}, 1]$,

$$R(\pi_{\text{eff}}(\hat{\pi}_{\text{alg}}, \theta)) \geq R(\pi_{\text{eff}}(\pi, \theta)), \forall \pi \in \Pi.$$

This concludes the proof.

2. We can extend the proof of the previous statement to any $\theta \in (0, 1)$. In particular, for any $\theta \in (0, 1)$, there exists an open interval $\mathcal{I}_\theta \subset (0, 1)$ containing θ such that the optimal recommendation policy is constant on $\mathcal{I}_\theta^+ = \mathcal{I}_\theta \cap [\theta, 1]$ and constant on $\mathcal{I}_\theta^- = \mathcal{I}_\theta \cap [0, \theta]$. If the optimal recommendation policies on \mathcal{I}_θ^- and \mathcal{I}_θ^+ are different, then they are still both optimal at θ . We can construct two additional intervals, $\mathcal{I}_0 = [0, \theta')$ and $\mathcal{I}_1 = (\theta'', 1]$, on which the optimal recommendation policy is constant. Note that $\mathcal{I}_0, \mathcal{I}_1$ are open sets for the subspace topology of $[0, 1]$ induced by the classical topology of \mathbb{R} . Overall, we obtain a covering of the compact set $[0, 1]$ with open sets $\{\mathcal{I}_\theta \mid \theta \in [0, 1]\}$: $\bigcup_{\theta \in [0, 1]} \mathcal{I}_\theta = [0, 1]$. From the Heine-Lebesgue covering theorem, there exists a finite number of adherence levels $\theta'_1, \dots, \theta'_m \in [0, 1]$ such that $\bigcup_{i=1}^m \mathcal{I}_{\theta'_i} = [0, 1]$. Finally, from the set $\{\theta'_i \mid i = 1, \dots, m\}$, for some $p \in \mathbb{N}$ we can construct $\theta_1 = 0 < \theta_2 < \dots < \theta_p = 1$ such that the optimal recommendation policy is constant on each of the interval $[\theta_i, \theta_{i+1}]$ for each $i \in \{1, \dots, p\}$, with multiple optimal policies at the breakpoints θ_i for $i \in \{1, \dots, p-1\}$.

3. We show this statement for $\underline{\theta} = 1$. Let $\theta \in [0, 1]$ and assume that $\pi_{\text{base}} = \pi_{\text{alg}}^*(1)$. Note that

$$\pi_{\text{eff}}(\pi_{\text{alg}}^*(1), \theta) = \theta \pi_{\text{alg}}^*(1) + (1 - \theta) \pi_{\text{base}} = \theta \pi_{\text{alg}}^*(1) + (1 - \theta) \pi_{\text{alg}}^*(1) = \pi_{\text{alg}}^*(1).$$

By definition, $R(\pi_{\text{eff}}(\pi_{\text{alg}}(\theta), \theta)) \geq R(\pi_{\text{eff}}(\pi_{\text{alg}}, \theta)), \forall \pi_{\text{alg}} \in \Pi$. But we have shown in Proposition 3 that $R(\pi_{\text{eff}}^*(\theta)) \leq R(\pi_{\text{eff}}^*(1))$ and $R(\pi_{\text{eff}}^*(1)) = R(\pi_{\text{eff}}(\pi_{\text{alg}}^*(1), \theta))$. We conclude that $\pi_{\text{eff}}^*(\theta) = \pi_{\text{eff}}^*(1)$ and that $\pi_{\text{alg}}^*(\theta) = \pi_{\text{alg}}^*(1)$. The proof of this statement for $\underline{\theta} < 1$ is similar and we omit it for conciseness. \square

Appendix D: Proof of Theorem 1

Proof. We first note that the vector \mathbf{v}^∞ is well defined because the following map $f: \mathbb{R}^S \rightarrow \mathbb{R}^S$ is a contraction for ℓ_∞ :

$$f: \mathbf{v} \mapsto \left(\max_{\pi_s \in \Delta(\mathcal{A})} \theta \cdot \sum_{a \in \mathcal{A}} \pi_{sa} (r_{sa} + \lambda \mathbf{P}_{sa}^\top \mathbf{v}) + (1 - \theta) \cdot \sum_{a \in \mathcal{A}} \pi_{\text{base}, sa} (r_{sa} + \lambda \mathbf{P}_{sa}^\top \mathbf{v}) \right)_{s \in S}.$$

Since f is a contraction, there exists a unique vector $\mathbf{v}^\infty \in \mathbb{R}^S$ such that \mathbf{v}^∞ is a fixed-point of f , i.e., such that $f(\mathbf{v}^\infty) = \mathbf{v}^\infty$.

Let us define π^∞ as the policy attaining the argmax in (4.3). We will show that $\pi_{\text{eff}}^*(\theta) = \pi_{\text{eff}}(\pi^\infty, \theta)$. To show this, we will show that $\pi_{\text{eff}}(\pi^\infty, \theta)$ is an ϵ -optimal policy, for any $\epsilon > 0$. The proof proceeds in three steps.

1. Let $\epsilon > 0$. Recall that the infinite-horizon reward of a policy π is defined as

$$R(\pi) = \mathbb{E}^\pi \left[\sum_{t=0}^{+\infty} \lambda^t r_{s_t a_t} \right].$$

Let $T \in \mathbb{N}$. For any policy π , we define $R_T(\pi)$, the truncated return with terminal reward \mathbf{v}^∞ , as

$$R_T(\pi) = \mathbb{E}^\pi \left[\sum_{t=0}^{T-1} \lambda^t r_{s_t a_t} + \lambda^T v_{s_T}^\infty \right]. \quad (\text{D.1})$$

Since \mathcal{S}, \mathcal{A} are finite sets, the rewards $r_{s,a}$ are bounded. Therefore, for any $\epsilon > 0$, there exists a corresponding T such that $|R_T(\pi) - R(\pi)| \leq \epsilon$ for any policy $\pi \in \Pi$. For instance we can take T such that $\lambda^T \left(\frac{\max_{s,a} |r_{s,a}|}{1-\lambda} + \|\mathbf{v}^\infty\|_\infty \right) < \epsilon$.

2. We claim that for any value of $T \in \mathbb{N}$, the decisions $\pi_{\text{eff}}(\pi^\infty, \theta), \dots, \pi_{\text{eff}}(\pi^\infty, \theta)$ (repeated T times) are optimal for (D.1). Indeed, the terminal rewards are given by $(v_s^\infty)_{s \in \mathcal{S}}$, and f is the Bellman operator that relates the expected values at period $t \in \{1, \dots, T\}$ to the value at period $t-1$. Since $\mathbf{v}^\infty = f(\mathbf{v}^\infty)$ and π_s^∞ attains the argmax in $f_s(\mathbf{v}^\infty)$ for each $s \in \mathcal{S}$, we conclude that repeating $\pi_{\text{eff}}(\pi^\infty, \theta)$ T -times optimizes the truncated return $R_T(\cdot)$.

3. Therefore, we have shown two inequalities:

$$\begin{aligned} \forall \epsilon > 0, \exists T \in \mathbb{N}, \forall \pi, |R_T(\pi) - R(\pi)| &\leq \epsilon, \\ \forall T \in \mathbb{N}, \forall \pi, R_T(\pi_{\text{eff}}(\pi^\infty, \theta)) &\geq R_T(\pi). \end{aligned}$$

Combining the two above inequalities, we obtain that for any $\epsilon > 0$, we can find T such that

$$R(\pi_{\text{eff}}(\pi^\infty, \theta)) + \epsilon \geq R_T(\pi_{\text{eff}}(\pi^\infty, \theta)) \geq R_T(\pi_{\text{eff}}^*(\theta)) \geq R(\pi_{\text{eff}}^*(\theta)) - \epsilon.$$

This shows that $\pi_{\text{eff}}(\pi^\infty, \theta)$ is ϵ -optimal for the true infinite-horizon return $R(\cdot)$, for any value of $\epsilon > 0$. Therefore, $\pi_{\text{eff}}(\pi^\infty, \theta)$ is an optimal policy in the infinite-horizon problem, i.e., we conclude that $\pi_{\text{eff}}(\pi^\infty, \theta) = \pi_{\text{eff}}^*(\theta)$.

This also shows that $\pi_{\text{alg}}^*(\theta)$ may be chosen deterministic, because it attains the right-hand side in (4.3), which maximizes a linear form over the simplex $\Delta(\mathcal{A})$.

□

Appendix E: Proof of Proposition 5

Proof. Let $\mathbf{v} \in \mathbb{R}^{\mathcal{S}}$ such that $v_s \geq f_s(\mathbf{v}), \forall s \in \mathcal{S}$. We note that the operator $f: \mathbb{R}^{\mathcal{S}} \rightarrow \mathbb{R}^{\mathcal{S}}$ is component-wise non-decreasing, i.e., if $\mathbf{x}, \mathbf{y} \in \mathbb{R}^{\mathcal{S}}$, we have

$$x_s \leq y_s, \forall s \in \mathcal{S} \Rightarrow f_s(\mathbf{x}) \leq f_s(\mathbf{y}), \forall s \in \mathcal{S}.$$

In particular, this shows that

$$v_s \geq f_s(\mathbf{v}), \forall s \in \mathcal{S} \Rightarrow v_s \geq f_s^\ell(\mathbf{v}), \forall \ell \in \mathbb{N}, \forall s \in \mathcal{S}.$$

Now since f is a contraction, we know that $\lim_{\ell \rightarrow +\infty} f^\ell(\mathbf{v}) \rightarrow \mathbf{v}^\infty$. Overall, we have shown that

$$v_s \geq f_s(\mathbf{v}), \forall s \in \mathcal{S} \Rightarrow v_s \geq v_s^\infty, \forall s \in \mathcal{S}.$$

This shows that

$$\{\mathbf{v}^\infty\} \subset \arg \min \left\{ \sum_{s \in \mathcal{S}} v_s \mid v_s \geq f_s(\mathbf{v}), \forall s \in \mathcal{S} \right\}.$$

Let us now show that

$$\{\mathbf{v}^\infty\} = \arg \min \left\{ \sum_{s \in \mathcal{S}} v_s \mid v_s \geq f_s(\mathbf{v}), \forall s \in \mathcal{S} \right\}.$$

Let $\mathbf{v} \in \arg \min \left\{ \sum_{s \in \mathcal{S}} v_s \mid v_s \geq f_s(\mathbf{v}), \forall s \in \mathcal{S} \right\}$. We therefore have

$$\mathbf{v} \geq \mathbf{v}^\infty, \sum_{s \in \mathcal{S}} v_s^\infty \geq \sum_{s \in \mathcal{S}} v_s.$$

This shows that $\sum_{s \in \mathcal{S}} v_s^\infty - \sum_{s \in \mathcal{S}} v_s \geq 0$ with $v_s^\infty - v_s \leq 0, \forall s \in \mathcal{S}$. We conclude that $v_s^\infty = v_s, \forall s \in \mathcal{S}$, and that

$$\{\mathbf{v}^\infty\} = \arg \min \left\{ \sum_{s \in \mathcal{S}} v_s \mid v_s \geq f_s(\mathbf{v}), \forall s \in \mathcal{S} \right\}.$$

□

Appendix F: Proof of Theorem 2

Proof. The proof proceeds in three steps.

1. We first prove that strong duality holds when the set of recommendation policies is restricted to the set of stationary policies:

$$\max_{\pi_{\text{alg}} \in \Pi} \min_{\theta \in [\underline{\theta}, \bar{\theta}]} R(\pi_{\text{eff}}(\pi_{\text{alg}}, \theta)) = \min_{\theta \in [\underline{\theta}, \bar{\theta}]} \max_{\pi_{\text{alg}} \in \Pi} R(\pi_{\text{eff}}(\pi_{\text{alg}}, \underline{\theta})).$$

Note that in all generality, the map $\pi \mapsto R(\pi)$ is not convex nor concave on Π , and therefore the map $(\pi_{\text{alg}}, \theta) \mapsto R(\pi_{\text{eff}}(\pi_{\text{alg}}, \theta))$ is not concave-convex, and we can not conclude directly that strong duality holds. However, weak duality shows that

$$\max_{\pi_{\text{alg}} \in \Pi} \min_{\theta \in [\underline{\theta}, \bar{\theta}]} R(\pi_{\text{eff}}(\pi_{\text{alg}}, \theta)) \leq \min_{\theta \in [\underline{\theta}, \bar{\theta}]} \max_{\pi_{\text{alg}} \in \Pi} R(\pi_{\text{eff}}(\pi_{\text{alg}}, \underline{\theta})).$$

Let us now show that

$$\max_{\pi_{\text{alg}} \in \Pi} \min_{\theta \in [\underline{\theta}, \bar{\theta}]} R(\pi_{\text{eff}}(\pi_{\text{alg}}, \theta)) \geq \min_{\theta \in [\underline{\theta}, \bar{\theta}]} \max_{\pi_{\text{alg}} \in \Pi} R(\pi_{\text{eff}}(\pi_{\text{alg}}, \underline{\theta})).$$

To prove this, note that

$$\max_{\pi_{\text{alg}} \in \Pi} \min_{\theta \in [\underline{\theta}, \bar{\theta}]} R(\pi_{\text{eff}}(\pi_{\text{alg}}, \theta)) \geq \max_{\pi_{\text{alg}} \in \Pi} \min_{\theta \in [\underline{\theta}, \bar{\theta}]} R(\pi_{\text{eff}}(\pi_{\text{alg}}, \boldsymbol{\theta})),$$

where we use the same notations as in Section 6.1: $\pi_{\text{eff}}(\pi_{\text{alg}}, \boldsymbol{\theta}) \in \Pi$, $\pi_{\text{eff}}(\pi_{\text{alg}}, \boldsymbol{\theta})_s = \theta_s \pi_{\text{alg},s} + (1 - \theta_s) \pi_{\text{base},s}$. We will show that

$$\max_{\pi_{\text{alg}} \in \Pi} \min_{\theta \in [\underline{\theta}, \bar{\theta}]} R(\pi_{\text{eff}}(\pi_{\text{alg}}, \boldsymbol{\theta})) \geq \min_{\theta \in [\underline{\theta}, \bar{\theta}]} \max_{\pi_{\text{alg}} \in \Pi} R(\pi_{\text{eff}}(\pi_{\text{alg}}, \theta)).$$

To prove this, recall that the equivalent of the Bellman operator for saddle-point problem in right-hand side of the above inequality is defined in Section 6.1 as $f_{\boldsymbol{\theta}} : \mathbb{R}^{\mathcal{S}} \rightarrow \mathbb{R}^{\mathcal{S}}$, with

$$f_{\boldsymbol{\theta},s}(\mathbf{v}) = \max_{\pi_s \in \Delta(\mathcal{A})} \min_{\theta_s \in [\underline{\theta}, \bar{\theta}]} \theta_s \cdot \sum_{a \in \mathcal{A}} \pi_{sa} (r_{sa} + \lambda \mathbf{P}_{sa}^\top \mathbf{v}) + (1 - \theta_s) \cdot \sum_{a \in \mathcal{A}} \pi_{\text{base},sa} (r_{sa} + \lambda \mathbf{P}_{sa}^\top \mathbf{v}), \forall s \in \mathcal{S}.$$

Strong duality in bilinear programs over compact, convex sets shows that, for $s \in \mathcal{S}$ and $\mathbf{v} \in \mathbb{R}^{\mathcal{S}}$,

$$\begin{aligned} f_{\theta,s}(\mathbf{v}) &= \max_{\pi_s \in \Delta(\mathcal{A})} \min_{\theta_s \in [\underline{\theta}, \bar{\theta}]} \theta_s \cdot \sum_{a \in \mathcal{A}} \pi_{sa} (r_{sa} + \lambda \mathbf{P}_{sa}^\top \mathbf{v}) + (1 - \theta_s) \cdot \sum_{a \in \mathcal{A}} \pi_{\text{base},sa} (r_{sa} + \lambda \mathbf{P}_{sa}^\top \mathbf{v}) \\ &= \min_{\theta_s \in [\underline{\theta}, \bar{\theta}]} \max_{\pi_s \in \Delta(\mathcal{A})} \theta_s \cdot \sum_{a \in \mathcal{A}} \pi_{sa} (r_{sa} + \lambda \mathbf{P}_{sa}^\top \mathbf{v}) + (1 - \theta_s) \cdot \sum_{a \in \mathcal{A}} \pi_{\text{base},sa} (r_{sa} + \lambda \mathbf{P}_{sa}^\top \mathbf{v}) \\ &= \max_{\pi_s \in \Delta(\mathcal{A})} \underline{\theta} \cdot \sum_{a \in \mathcal{A}} \pi_{sa} (r_{sa} + \lambda \mathbf{P}_{sa}^\top \mathbf{v}) + (1 - \underline{\theta}) \sum_{a \in \mathcal{A}} \pi_{\text{base},sa} (r_{sa} + \lambda \mathbf{P}_{sa}^\top \mathbf{v}) \\ &= f_{\underline{\theta},s}(\mathbf{v}), \end{aligned}$$

with $f_{\underline{\theta}}: \mathbb{R}^{\mathcal{S}} \rightarrow \mathbb{R}^{\mathcal{S}}$ defined as

$$f_{\underline{\theta},s}(\mathbf{v}) = \max_{\pi_s \in \Delta(\mathcal{A})} \underline{\theta} \cdot \sum_{a \in \mathcal{A}} \pi_{sa} (r_{sa} + \lambda \mathbf{P}_{sa}^\top \mathbf{v}^\infty) + (1 - \underline{\theta}) \sum_{a \in \mathcal{A}} \pi_{\text{base},sa} (r_{sa} + \lambda \mathbf{P}_{sa}^\top \mathbf{v}^\infty).$$

Note that $f_{\underline{\theta}}$ is exactly the equivalent of the Bellman operator when $\theta = \underline{\theta}$, as defined in (4.4). Based on Proposition 5, we now simply obtain that

$$\max_{\pi_{\text{alg}} \in \Pi} \min_{\theta \in [\underline{\theta}, \bar{\theta}]} R(\pi_{\text{eff}}(\pi_{\text{alg}}, \theta)) = \min \left\{ \sum_{s \in \mathcal{S}} v_s \mid v_s \geq f_{\theta,s}(\mathbf{v}), \forall s \in \mathcal{S} \right\} \quad (\text{F.1})$$

$$= \min \left\{ \sum_{s \in \mathcal{S}} v_s \mid v_s \geq f_{\underline{\theta},s}(\mathbf{v}), \forall s \in \mathcal{S} \right\} \quad (\text{F.2})$$

$$\begin{aligned} &= \max_{\pi_{\text{alg}} \in \Pi} R(\pi_{\text{eff}}(\pi_{\text{alg}}, \underline{\theta})) \quad (\text{F.3}) \\ &\geq \min_{\theta \in [\underline{\theta}, \bar{\theta}]} \max_{\pi_{\text{alg}} \in \Pi} R(\pi_{\text{eff}}(\pi_{\text{alg}}, \theta)), \end{aligned}$$

with (F.1) following from Proposition 5, (F.2) following from $f_{\theta}(\mathbf{v}) = f_{\underline{\theta}}(\mathbf{v})$, (F.3) follows from Proposition 5. Overall, we obtain

$$\max_{\pi_{\text{alg}} \in \Pi} \min_{\theta \in [\underline{\theta}, \bar{\theta}]} R(\pi_{\text{eff}}(\pi_{\text{alg}}, \theta)) \geq \min_{\theta \in [\underline{\theta}, \bar{\theta}]} \max_{\pi_{\text{alg}} \in \Pi} R(\pi_{\text{eff}}(\pi_{\text{alg}}, \theta)).$$

But we have

$$\max_{\pi_{\text{alg}} \in \Pi} \min_{\theta \in [\underline{\theta}, \bar{\theta}]} R(\pi_{\text{eff}}(\pi_{\text{alg}}, \theta)) \geq \max_{\pi_{\text{alg}} \in \Pi} \min_{\theta \in [\underline{\theta}, \bar{\theta}]} R(\pi_{\text{eff}}(\pi_{\text{alg}}, \theta)).$$

Therefore, we conclude that strong duality holds:

$$\max_{\pi_{\text{alg}} \in \Pi} \min_{\theta \in [\underline{\theta}, \bar{\theta}]} R(\pi_{\text{eff}}(\pi_{\text{alg}}, \theta)) = \min_{\theta \in [\underline{\theta}, \bar{\theta}]} \max_{\pi_{\text{alg}} \in \Pi} R(\pi_{\text{eff}}(\pi_{\text{alg}}, \theta)).$$

2. We now show that

$$\max_{\pi_{\text{alg}} \in \Pi_H} \min_{\theta \in [\underline{\theta}, \bar{\theta}]} R(\pi_{\text{eff}}(\pi_{\text{alg}}, \theta)) = \max_{\pi_{\text{alg}} \in \Pi} \min_{\theta \in [\underline{\theta}, \bar{\theta}]} R(\pi_{\text{eff}}(\pi_{\text{alg}}, \theta)).$$

We have

$$\max_{\pi_{\text{alg}} \in \Pi} \min_{\theta \in [\underline{\theta}, \bar{\theta}]} R(\pi_{\text{eff}}(\pi_{\text{alg}}, \theta)) \leq \max_{\pi_{\text{alg}} \in \Pi_H} \min_{\theta \in [\underline{\theta}, \bar{\theta}]} R(\pi_{\text{eff}}(\pi_{\text{alg}}, \theta)) \quad (\text{F.4})$$

$$\leq \min_{\theta \in [\underline{\theta}, \bar{\theta}]} \max_{\pi_{\text{alg}} \in \Pi_H} R(\pi_{\text{eff}}(\pi_{\text{alg}}, \theta)) \quad (\text{F.5})$$

$$= \min_{\theta \in [\underline{\theta}, \bar{\theta}]} \max_{\pi_{\text{alg}} \in \Pi} R(\pi_{\text{eff}}(\pi_{\text{alg}}, \theta)) \quad (\text{F.6})$$

$$= \max_{\pi_{\text{alg}} \in \Pi} \min_{\theta \in [\underline{\theta}, \bar{\theta}]} R(\pi_{\text{eff}}(\pi_{\text{alg}}, \theta)), \quad (\text{F.7})$$

where (F.4) follows from $\Pi \subset \Pi_H$, (F.5) follows from weak duality, (F.7) follows from Proposition 1, and (F.7) follows from the strong duality that we have shown in the previous step of this proof. Overall, we have obtained that

$$\max_{\pi_{\text{alg}} \in \Pi_H} \min_{\theta \in [\underline{\theta}, \bar{\theta}]} R(\pi_{\text{eff}}(\pi_{\text{alg}}, \theta)) = \max_{\pi_{\text{alg}} \in \Pi} \min_{\theta \in [\underline{\theta}, \bar{\theta}]} R(\pi_{\text{eff}}(\pi_{\text{alg}}, \theta)),$$

and in the previous step of the proof we have obtained that $(\pi_{\text{alg}}^*(\underline{\theta}), \underline{\theta})$ is an optimal solution to $\max_{\pi_{\text{alg}} \in \Pi} \min_{\theta \in [\underline{\theta}, \bar{\theta}]} R(\pi_{\text{eff}}(\pi_{\text{alg}}, \theta))$. The fact that $\pi_{\text{alg}}^*(\underline{\theta})$ can be chosen deterministic follows from Theorem 1 with $\theta = \underline{\theta}$.

□