

A Markov Process Theory for Network Growth Processes of DAG-based Blockchain Systems

Xing-Shuo Song^a, Quan-Lin Li^b, Yan-Xia Chang^{b,*}, Chi Zhang^b

^aSchool of Economics and Management

Yanshan University, Qinhuangdao 066004, China

^bSchool of Economics and Management

Beijing University of Technology, Beijing 100124, China

October 24, 2022

Abstract

Note that the serial structure of blockchain has many essential pitfalls, thus a data network structure and its DAG-based blockchain are introduced to resolve the blockchain pitfalls. From such a network perspective, analysis of the DAG-based blockchain systems becomes interesting and challenging. So, the simulation models are adopted widely. In this paper, we first describe a simple Markov model for the DAG-based blockchain with IOTA Tangle by means of two layers of tips and internal tips' impatient connection behavior. Then we set up a continuous-time Markov process to analyze the DAG-based blockchain system and show that this Markov process is a level-dependent quasi-birth-and-death (QBD) process. Based on this, we prove that the QBD process must be irreducible and positive recurrent. Furthermore, once the

*Corresponding author. E-mail address: changyanxia@emails.bjut.edu.cn.

This work has been submitted to the IEEE for possible publication. Copyright may be transferred without notice, after which this version may no longer be accessible.

stationary probability vector of the QBD process is given, we provide performance analysis of the DAG-based blockchain system. Next, we propose a new effective method for computing the average confirmation time of any arriving internal tip at this system by means of the first passage times and the PH distributions. Finally, we use numerical examples to check the validity of our theoretical results and indicate how some key system parameters influence the performance measures of this system. Therefore, we hope that the methodology and results developed in this paper can be applicable to deal with more general DAG-based blockchain systems such that a series of promising research can be developed potentially.

Keywords: Blockchain, Direct Acyclic Graph (DAG), IOTA, Tangle, Tips, QBD process, Throughput, Confirmation time.

1 Introduction

Blockchain technologies originated from Bitcoin by Nakamoto [69] in 2008. Since then, blockchain has attracted tremendous attention from both practitioners and academics in many different areas, such as finance, reputation system, security, public service, anti-corruption, Internet of Things, and so on. Blockchain has many remarkable and excellent features, for example, decentralization, distributed structure, availability, persistency, consistency, anonymity, immutability, auditability, and accountability. Bitcoin and Ethereum are regarded as the two most representative blockchain technologies that have primarily contributed to such popularity gain. So far, blockchain technologies have significantly enabled a wide spectrum of applications from “cryptocurrency, financial service, reputation system, security, public service, smart contracts, Internet of Things” to “healthcare, energy management, supply chain management, sharing economy, social governance, insurance, law, art among others”. Readers may refer to recent survey papers for details, among which are Wang et al. [100], Gorkhali et al. [39], Belchior et al. [5] and Huang et al. [47].

It is worthwhile to note that Bitcoin stores transactions in a publicly available ledger. Each block contains a finite batch of transactions and the blocks are strung

together in a chronological order such that they can construct a chain of blocks. The consistency of the ledger comes from the structural extension in the series of blocks. The newly added block is viewed as legitimate only if it is consistent with the chain of all those blocks in front of it. After Bitcoin, other cryptocurrencies, like Ethereum and Litecoin, originate from extending and generalizing the useful functionalities of Bitcoin. But they still retain the block-to-block series connection of physical structure. For Bitcoin, Ethereum and other blockchain systems, when there is an honest mining pool (note that the multiple honest mining pools can merge into a total honest mining pool) and multiple different dishonest mining pools in the system, it can cause multiple block branches on a tree. In this case, the blockchain can be set up by pegging each main chain at each round, which is a competitive result observed from a tree of blocks by means of the longest chain principle. Notice that the backbone of this tree is built by the honest mining pool, while the other branches are built by only the dishonest mining pools under such a physical setting that a dishonest mining pool can only build one branch at most. See Li et al. [62, 63] for more details.

However, the serial structure of blockchain (including a blockchain generated from the tree of blocks with multiple branches) has many essential pitfalls, such as poor performance and scalability, limited transaction throughput, high transaction cost, long confirmation delay, huge energy expenditure (Proof of Work), and so forth. To resolve these blockchain pitfalls, a DAG data network structure was introduced to the blockchain technologies (called a DAG-based blockchain) in order to replace the serial structure of the blockchain. On the one hand, the DAG-based blockchain has quickly emerged in the context of the Internet of Things, e.g., see Ferrag et al. [30], Lo et al. [66], Viriyasitavat et al. [93], Cullen et al. [21] and Alshaikhli et al. [1]. On the other hand, the DAG-based blockchain has increasingly been adopted in the field of Distributed Ledger Technology, e.g., see Zhu et al. [109], Gorbunova et al. [38], Park et al. [73] and Benčić and Žarko [6].

To develop the DAG-based blockchain and facilitate secure payments and communication between devices of the Internet of Things, the IOTA Foundation proposed a new protocol called IOTA, which has a DAG data network structure. Read-

ers may refer to papers, such as Popov [78, 79], Popov and Buchanan [80], and Popov et al. [81, 82]. From the Popov’s papers, it is easy to see that all the transactions would be approved and stored permanently on the IOTA Tangle. In addition, to further understand the basic elements of the IOTA Tangle, readers may refer to Conti et al. [18], Attias and Bramas [3], and Fan [27] for more details.

So far, the Internet of Things has gained rapid development and has also been applied to many different practical fields, such as logistics, supply chain management, healthcare, smart city, intelligent transportation, intelligent security, intelligent building, intelligent home, heritage protection, positioning and navigation, video surveillance, and so on. It is well known that the Internet of Things will generate massive amounts of data every day. In this case, blockchain is a key technology for setting up a necessary and effective platform to store and manage the data from the Internet of Things. Also, in this research line, it is the key to apply the IOTA Tangle to the Internet of Things due to the fact that the DAG-based blockchain has high transaction throughput, good performance, and low cost. To this end, readers may refer to survey papers by Alshaikhli et al. [1] and Lo et al. [66]; Distributed Ledger Technology by Cullen et al. [20, 21], Park et al. [73] and Siim [87]; and industrial Internet of Things by Cui et al. [19] and Liao et al. [65].

Up to now, there has been some key research on the DAG-based blockchain with IOTA Tangle. To help readers quickly understand the recent literature and associated advances, here we provide an overview of DAG-based blockchain as follows:

(1) The survey papers: Wang et al. [98], Bai [4], Siim [87], Brunner [13] and Keidar et al. [50].

(2) The IOTA Tangle application in the Internet of Things: Hellani et al. [45], Gerrits [37], Silvano and Marcelino [88], Lee and Sim [57], Wang et al. [99], Zhang et al. [105] and Igiri et al. [48].

(3) New consensus protocols developed in the DAG-based blockchain: Danezis et al. [22], Wang et al. [97], Cui et al. [19], Zhang et al. [106], Tian et al. [91], Reddy and Sharma [83], Schett and Danezis [85], Xiang et al. [102], Nguyen et al. [71], Zhou et al. [108], Spiegelman et al. [89], Deng et al. [24] and Müller et al. [68].

(4) Performance analysis of the DAG-based blockchain: Dong et al. [26], Fan

[27], Fan et al. [28], Guo et al. [41] and Penzkofer et al. [74].

(5) Security of the DAG-based blockchain: Conti et al. [18], Bramas [10, 11], Shabandri et al. [86], Bhandary et al. [7], Li et al. [64], Wang et al. [94, 98], Madenouei [67], Brighente et al. [12] and Fan et al. [28]. In addition, the parasite chain attacks are discussed by Staupe [90], Cullen et al. [20] and Penzkofer et al. [74].

(6) Privacy of the DAG-based blockchain: Shabandri et al. [86].

(7) Scalability of the DAG-based blockchain: Chen et al. [17], Wang [96], Madenouei [67] and Fan et al. [28].

(8) Throughput of the DAG-based blockchain: Zhang et al. [106], Madenouei [67], Brighente et al. [12] and Fan et al. [28].

(9) Stability of the DAG-based blockchain: Bramas [10] and Ferraro et al. [32].

(10) Control of the DAG-based blockchain: Ferraro [33], Vigneri et al. [92], Nakanishi [70] and Gupta and Krishnamurthy [43].

(11) Physical structure of the DAG-based blockchain: A serialized bolckDAG by Gupta and Janakiram [42] and a mixed Tangle-Blockchain architecture by Hassine et al. [44].

(12) Data analysis of the DAG-based Blockchain: Guo et al. [40], Gangwani et al. [34], Penzkofer et al. [75] and Silvano and Marcelino [88].

(13) Comparison among DAG, PoW, PoS and BFT: Pervez et al. [77], Anwar [2], Cao et al. [14], Gerrits [37], Khrais [51] and Danezis et al. [23].

(14) Useful features of the DAG-based blockchain: Ferraro et al. [31], Zou et al. [110], Cao et al. [15], Watanabe et al. [101], Wang et al. [97], Fan et al. [29], Zhao and Yu [107], Zhou et al. [108], Birmipas et al. [8], Yin et al. [103], Ding and Sato [25], Gao et al. [35], Tian et al. [91], Zhang et al. [105, 106], Hellani et al. [46], Wang et al. [99], Jay et al. [49], Nguyen et al. [71], Liao et al. [65], Müller et al. [68].

To further improve the performance of the IOTA Tangle (including the above 14 aspects), it is a key to provide a performance analysis of DAG-based blockchain systems. However, it is interesting but difficult and challenging to set up a mathematical model for analyzing performance of the DAG-based blockchain systems. To

this end, so far, there have been two different research classes as follows: (a) *Analytical models* by Dong et al. [26], Fan [27], Park and Kim [72], Park et al. [73], Li et al. [64], Cao et al. [14], Birmipaset al. [8] and Fan et al. [28]; and (b) *simulation models* by Zander et al. [104], Bottone et al. [9], Lathif et al. [56], Madenouei [67] and Wang et al. [98].

Different from those above works in the literature, this paper provides a Markov process theory in the study of DAG-based blockchain. By using our Markov process, for a DAG-based blockchain system, we can provide its stability analysis, performance evaluation, and optimal control. Therefore, our Markov process theory can be regarded as a key advance in the study of DAG-based blockchain.

To show how to set up a Markov process, it is necessary and useful to explain the IOTA Tangle. The transactions are stored in a DAG, referred to as Tangle. IOTA uses the PoW and transaction validation to set up the DAG-based blockchain. Note that the IOTA transactions are atomic in the Tangle, thus one block corresponds to a transaction. The IOTA transactions are connected via directed edges to other transactions, where a directed edge means that a transaction (head) is approved by another (tail). To issue a transaction and store it in a DAG permanently, the issuer must approve two other transactions. Any transaction that has not yet been approved is called a tip. The issuer uses a tip selection algorithm to choose which tips to approve and uses the PoW to ensure the validity of such an approval. Based on this, the main purposes of this paper are to discuss the random behavior of these tips in the DAG and to set up a Markov process of the tip number.

A few studies close to our work is to apply the simulation models by Kuśmierz [52], Kuśmierz and Gal [53], Kuśmierz et al. [54, 55], Zander et al. [104], Bottone et al. [9], Lathif et al. [56], Chafjiri and Esfahani [16], Zhao and Yu [107], Gardner et al. [36], Cullen et al. [20], Wang et al. [94, 95] and Perešini et al. [76]. By comparing our Markov process with those simulation models, we find that our Markov process can provide more accurate and detailed analysis in the study of DAG-based blockchain. When using our Markov process, the (tip) random behavior of the IOTA Tangle can clearly be understood from the network structure of Tip connections in a time order. In the DAG-based blockchain, each transaction will have a copy of the

stored information; while the network latency causes inconsistency in the content of the transactions' copies. Thus, this inconsistency can cause a phenomenon in a deterministic sense that a tip will be selected multiple times. However, our Markov process will not cause such a phenomenon that a tip can be selected multiple times. Therefore, this leads to a great simplification of our Markov model for analyzing the DAG-based blockchain with IOTA Tangle.

Based on the above analysis, the main contributions of this paper are listed as follows:

(a) We first describe a simple Markov model for the DAG-based blockchain with IOTA Tangle by means of two layers of tips and internal tips' impatient connection behavior. Then we set up a continuous-time Markov process to analyze the DAG-based blockchain system, and show that the Markov process is a level-dependent QBD process. Based on this, we prove that this QBD process must be irreducible and positive recurrent, and can provide performance analysis of the DAG blockchain system by using the stationary probability vector of the QBD process.

(b) We propose a new effective method for analyzing the confirmation time of any arriving internal tip at this system by means of the first passage times and the PH distributions. Further, we compute the average confirmation time of any arriving internal tip by means of the RG-factorizations. Crucially, for the complicated DAG-based blockchain system, this paper finds a new effective method to deal with two key performance measures: Throughput and confirmation time.

(c) We use numerical examples to check the validity of our theoretical results, and to discuss how the performance measures of the DAG-based blockchain with IOTA Tangle depend on some key parameters of this system.

Therefore, we believe that the methodology and results developed in this paper can be applicable to more general DAG-based blockchain systems such that a series of promising research can be developed potentially.

The remainder of this paper is organized as follows. Section 2 provides a detailed model description for the DAG-based blockchain system. Section 3 shows that the DAG-based blockchain system is related to a level-dependent QBD process, and proves that the DAG-based blockchain system must be positive recurrent.

Section 4 provides performance analysis of the DAG-based blockchain system. Section 5 proposes a new effective method for analyzing the confirmation time of any arriving internal tip and computes the average confirmation time by means of the RG-factorizations. Section 6 uses numerical examples to discuss how performance measures of the DAG-based blockchain system depend on some key parameters of this system. Section 7 gives some concluding remarks.

2 Model Descriptions

In this section, we provide a model description for a DAG-based blockchain system and its associated network growth process. Also, we give mathematical notations, random factors, and necessary parameters.

In a DAG-based blockchain system, its network growth process depends on the arrivals of new transactions and the increase of confirmed transactions through using a connection algorithm in the IOTA Tangle. Here, the confirmed transactions are called network nodes (or blocks). To understand the IOTA Tangle easily, the network growth process of the DAG-based blockchain is depicted in Fig. 1 with some physical interpretations.

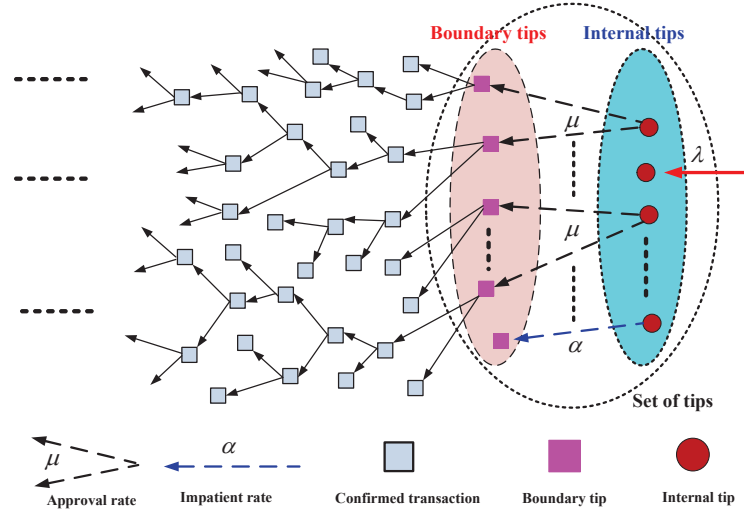


Figure 1: Network growth process of DAG-based blockchain system.

By using Fig. 1, we first introduce a key concept: Tips, which are necessary and useful in our next study. If any transaction is not approved by another yet, then the transaction is called a tip. In this case, it is seen from Fig. 1 that all the tips are divided into two different categories: The boundary tips and the internal tips. Note that there is a key evolutive characteristic between a boundary tip and an internal tip. If an internal tip synchronously approves two boundary tips, then the two boundary tips become two confirmed transactions, so that the two boundary tips immediately become the network nodes (or blocks) and leave the set of tips. At the same time, the internal tip immediately becomes a boundary tip and enters the set of boundary tips.

In this paper, we introduce a key impatient behavior of internal tips. To prevent the set of internal tips from becoming bigger and bigger such that the system keeps a highly dynamic nature, we assume that every one of the internal tips has an impatient behavior. Let X be a nonnegative random variable. If the waiting time of an internal tip is not less than X , then the internal tip immediately becomes a boundary tip. It is worthwhile to note that the impatient behavior of internal tips makes that each tip can leave the set of tips as soon as possible.

By using Fig. 1, we can provide a detailed model description of the DAG-based blockchain system and its associated network growth process as follows:

(1) For the convenience of discussion, we assume that the capacity of internal tips is finite such that $S(t) \leq M$, where M is a finite positive integer. Note that there exists at least one genesis block (i.e., an initial transaction) in the set of boundary tips. Thus, we have $1 \leq S(t) \leq M$ at any time (see Lemma 1 and its proof in the next section). At the same time, we assume that the capacity of boundary tips is infinite.

(2) **Arrivals of new transactions:** Some accounts submit new transactions into the DAG-based blockchain system according to a Poisson process with arrival rate $\lambda > 0$.

(3) **Connection of each internal tip with two boundary tips:** With the same probability, each internal tip in the set of internal tips can synchronously connect with any two different boundary tips in the set of boundary tips and their

connection time is exponential with connection rate $\mu > 0$.

In fact, such a connection is an approval, that is, the two boundary tips are approved by the internal tip. This means that the two boundary tips become two confirmed transactions so that the two boundary tips immediately become the network nodes (or blocks) and leave the set of tips. At the same time, the internal tip immediately becomes a boundary tip and enters the set of boundary tips.

(4) Impatient behavior of each internal tip: To enable the tips to enter the network nodes (or blocks), we assume that each internal tip has an impatient behavior. If the waiting time of the internal tip exceeds a random impatient time, then this internal tip directly becomes a boundary tip and enters the set of boundary tips. We assume that the impatient time of each internal tip is exponential with impatient rate $\alpha > 0$.

(5) Independence: We assume that all the random variables defined above are independent of each other.

Remark 1 *In the DAG-based blockchain system, we introduce the impatient time of each internal tip such that the internal tips can be accelerated to become network nodes. In this case, the throughput of the DAG-based blockchain system is improved greatly. At the same time, the impatient behavior can also prevent some tips from staying for too much time in the set of tips.*

Remark 2 *In the DAG-based blockchain system, the purpose of this paper is to concentrate on the dynamic characteristics of tips changing from the internal tips, to the boundary tips, and finally, to the network nodes. While introducing some random factors, this paper may be the first to apply the Markov process theory to the study of DAG-based blockchain.*

3 A Level-Dependent QBD Process

In this section, we consider the network growth process of the DAG-based blockchain system by means of a continuous-time level-dependent QBD process, and obtain a stability condition of the DAG-based blockchain system.

Let $Q(t)$ and $S(t)$ be the numbers of the internal tips and the boundary tips in the DAG-based blockchain system at time $t \geq 0$, respectively. Note that once an internal tip completes the connection (or approval) with two boundary tips, the two boundary tips become two network nodes so that both of them leave the set of tips immediately; while the internal tip becomes a new boundary tip in the set of boundary tips. In this case, the tip number in the set of boundary tips will be reduced by one. If a new transaction arrives at the set of internal tips, the tip number in the set of internal tips will be increased by one. If the internal tip becomes a new boundary due to the impatient behavior of internal tips, then the tip number in the set of internal tips will be decreased by one, while the tip number in the set of boundary tips will be increased by one.

Lemma 1 *For any time $t \geq 0$, $1 \leq S(t) \leq M$.*

Proof: $S(t) \leq M$ comes from Assumption (1) in Section 2: The capacity of internal tips is finite. Thus, in what follows we only prove that $S(t) \geq 1$ by induction.

Firstly, for $n = 0$ and $t_0 = 0$, $S(0) \geq 1$ follows the fact that there exists at least one genesis block in the set of boundary tips.

Let t_1 be the epoch that the Markov process $\{S(t) : t \geq 0\}$ has the first state jumping when it begins at time 0. Then $S(t) = S(0) \geq 1$ for $0 \leq t < t_1$; while $S(t_1) > S(0) \geq 1$ is due to the fact that a new boundary tip comes from an impatient internal tip, and $S(t_1) \geq 1$ is due to the fact that once an internal tip completes the connection (or approval) with two boundary tips, the two boundary tips become two network nodes so that both of them leave the set of boundary tips immediately, and the internal tip becomes a new boundary tip in the set of boundary tips.

Secondly, in the cases: $n = 1$ to $k - 1$, this result holds. Now, we show that for $n = k$, this result also holds. To this end, we write

$$t_k > t_{k-1} > t_{k-2} > \cdots > t_1 > t_0 = 0$$

and

$$S(t_{k-1}) > 1, S(t_{k-2}) > 1, \dots, S(t_1) > 1, S(t_0) \geq 1,$$

where t_k be the epoch that the Markov process $\{S(t) : t \geq 0\}$ has the first state jumping when it begins at time t_{k-1} .

Now, we observe this result at time t_k . Note that $S(t) = S(0) \geq 1$ for $t_{k-1} \leq t < t_k$; while $S(t_k) > S(t_{k-1}) \geq 1$ is due to the fact that a new boundary tip comes from an impatient internal tip, and $S(t_k) \geq 1$ is due to the fact that once an internal tip completes the connection (or approval) with two boundary tips, the two boundary tips become two network nodes so that both of them leave the set of boundary tips immediately, and the internal tip becomes a new boundary tip in the set of boundary tips. Therefore, this result can hold at time t_k . By induction, we show that this result can hold at time $t \geq 0$, i.e., $S(t) \geq 1$ for time $t \geq 0$. This completes the proof. \square

It is easy to see that $\{(Q(t), S(t) : t \geq 0)\}$ is a two-dimensional continuous-time Markov process on a state space, given by

$$\Omega = \{(n, m) : n \geq 0, 1 \leq m \leq M\}.$$

Based on this, the state transition relations of this two-dimensional Markov process $\{(Q(t), S(t) : t \geq 0)\}$ are depicted in Fig. 2.

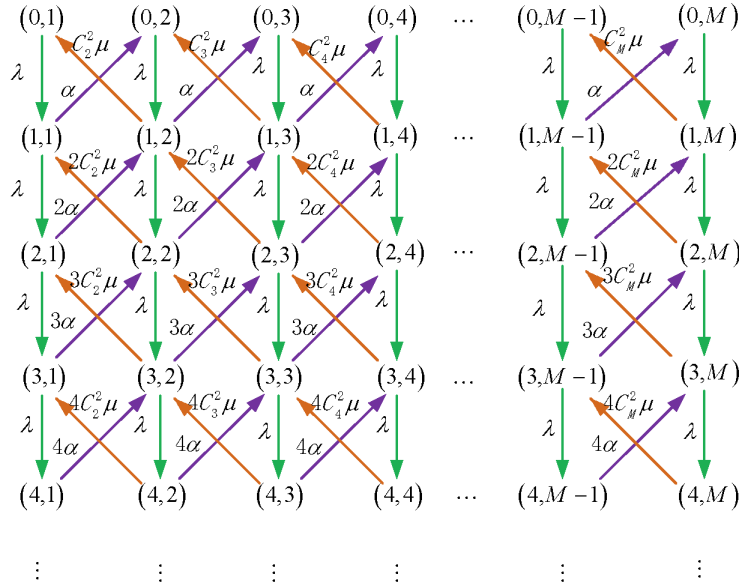


Figure 2: The state transition relations of the two-dimensional Markov process

It is easy to see from Fig. 2 that the Markov process $\{(Q(t), S(t) : t \geq 0)\}$ is a continuous-time level-dependent QBD process whose state space is rewritten as

$$\Omega = \bigcup_{k=0}^{\infty} \text{Level } k,$$

where

$$\text{Level } k = \{(k, m) : 1 \leq m \leq M\}.$$

Therefore, the Markov process $\{(Q(t), S(t) : t \geq 0)\}$ is a level-dependent QBD process whose infinitesimal generator is given by

$$Q = \begin{pmatrix} A_{0,0} & A_{0,1} & & & \\ A_{1,0} & A_{1,1} & A_{1,2} & & \\ & \ddots & \ddots & \ddots & \\ & & A_{k,k-1} & A_{k,k} & A_{k,k+1} \\ & & & \ddots & \ddots & \ddots \end{pmatrix},$$

where

$$A_{0,0} = \begin{pmatrix} -\lambda & & \\ & \ddots & \\ & & -\lambda \end{pmatrix}, \quad A_{0,1} = \begin{pmatrix} \lambda & & \\ & \ddots & \\ & & \lambda \end{pmatrix};$$

for $k \geq 1$,

$$A_{k,k-1} = \begin{pmatrix} 0 & k\alpha & & & \\ kC_2^2\mu & 0 & k\alpha & & \\ & \ddots & \ddots & \ddots & \\ & & kC_{M-1}^2\mu & 0 & k\alpha \\ & & & kC_M^2\mu & 0 \end{pmatrix},$$

$$A_{k,k+1} = \begin{pmatrix} \lambda & & \\ & \ddots & \\ & & \lambda \end{pmatrix},$$

$$A_{k,k} = \begin{pmatrix} -(k\alpha + \lambda) & & & & \\ & -(kC_2^2\mu + k\alpha + \lambda) & & & \\ & & \ddots & & \\ & & & -(kC_{M-1}^2\mu + k\alpha + \lambda) & \\ & & & & -(kC_M^2\mu + \lambda) \end{pmatrix}.$$

In what follows we apply the mean drift method (e.g., see Chapter 3 in Li [58]) to study the stability of the level-dependent QBD process Q corresponding to the DAG-based blockchain system.

The following theorem provides a necessary and sufficient condition under which the level-dependent QBD Q must be irreducible and positive recurrent.

Theorem 1 *The level-dependent QBD Q must be irreducible and positive recurrent. Thus, the DAG-based blockchain system is positive recurrent.*

Proof: The irreducibility of this QBD process Q can be directly checked from Fig. 2. Therefore, in what follows we only need to prove that it is positive recurrent.

Note that the QBD process Q is irreducible, level-dependent and each of its levels has finite states. Thus, we apply the mean drift method to compare the upward mean drift rate with the downward mean drift rate on Level k for a larger positive integer $k \geq 1$.

For a larger positive integer $k \geq 1$, we have

$$\begin{aligned} \mathbf{A}_k &= A_{k,k-1} + A_{k,k} + A_{k,k+1} \\ &= \begin{pmatrix} -k\alpha & k\alpha & & & \\ kC_2^2\mu & -(kC_2^2\mu + k\alpha) & k\alpha & & \\ & \ddots & \ddots & \ddots & \\ & & kC_{M-1}^2\mu & -(kC_{M-1}^2\mu + k\alpha) & k\alpha \\ & & & kC_M^2\mu & -kC_M^2\mu \end{pmatrix}. \end{aligned}$$

It is easy to see that the Markov process \mathbf{A}_k is irreducible, aperiodic and finite states. Thus, the Markov process \mathbf{A}_k must be positive recurrent.

Let $\beta^{(k)} = (\beta_1^{(k)}, \beta_2^{(k)}, \dots, \beta_M^{(k)})$ be the stationary probability vector of the Markov process \mathbf{A}_k . Then $\beta^{(k)} \mathbf{A}_k = 0$ and $\beta^{(k)} e = 1$, where e is a column vector of size M whose components are all ones. Now, we solve the system of linear equations: $\beta^{(k)} \mathbf{A}_k = 0$ and $\beta^{(k)} e = 1$, that is,

$$\begin{cases} -\alpha\beta_1^{(k)} + \mu\beta_2^{(k)} = 0, \\ \alpha\beta_{i-1}^{(k)} - (C_i^2\mu + \alpha)\beta_i^{(k)} + C_{i+1}^2\mu\beta_{i+1}^{(k)} = 0, & 2 \leq i \leq M-1, \\ \alpha\beta_{M-1}^{(k)} - \mu C_M^2\beta_M^{(k)} = 0. \end{cases} \quad (1)$$

We obtain

$$\begin{aligned} \beta_2^{(k)} &= \frac{\alpha}{\mu}\beta_1^{(k)} = \frac{1}{C_2^2} \left(\frac{\alpha}{\mu}\right) \beta_1^{(k)}, \\ \beta_3^{(k)} &= \frac{1}{3} \left(\frac{\alpha}{\mu}\right)^2 \beta_1^{(k)} = \frac{1}{C_2^2 C_3^2} \left(\frac{\alpha}{\mu}\right)^2 \beta_1^{(k)}, \\ \beta_4^{(k)} &= \frac{1}{18} \left(\frac{\alpha}{\mu}\right)^3 \beta_1^{(k)} = \frac{1}{C_2^2 C_3^2 C_4^2} \left(\frac{\alpha}{\mu}\right)^3 \beta_1^{(k)}, \end{aligned}$$

for $5 \leq s \leq M$

$$\beta_s^{(k)} = \frac{1}{\prod_{i=2}^s C_i^2} \left(\frac{\alpha}{\mu}\right)^{s-1} \beta_1^{(k)}.$$

By using $\beta^{(k)} e = 1$, we obtain

$$\beta_1^{(k)} + \frac{1}{C_2^2} \left(\frac{\alpha}{\mu}\right) \beta_1^{(k)} + \dots + \frac{1}{\prod_{i=2}^M C_i^2} \left(\frac{\alpha}{\mu}\right)^{M-1} \beta_1^{(k)} = 1,$$

this gives

$$\beta_1^{(k)} = \frac{1}{1 + \sum_{j=2}^M \frac{1}{\prod_{i=2}^j C_i^2} \left(\frac{\alpha}{\mu}\right)^{j-1}}.$$

Thus the stationary probability vector of the Markov process \mathbf{A}_k is given by

$$\begin{aligned} \beta_1^{(k)} &= \frac{1}{1 + \sum_{j=2}^M \frac{1}{\prod_{i=2}^j C_i^2} \left(\frac{\alpha}{\mu}\right)^{j-1}}, \\ \beta_s^{(k)} &= \frac{\frac{1}{\prod_{i=2}^s C_i^2} \left(\frac{\alpha}{\mu}\right)^{s-1}}{1 + \sum_{j=2}^M \frac{1}{\prod_{i=2}^j C_i^2} \left(\frac{\alpha}{\mu}\right)^{j-1}}, \quad 2 \leq s \leq M. \end{aligned}$$

Clearly, the stationary probability vector $\beta^{(k)}$ is independent of the number k .

Now, we calculate the upward and downward mean drift rates on Level k . It is easy to check that the upward mean drift rate, from Level k to Level $k+1$, is given by

$$\beta^{(k)} A_{k,k+1} e = \beta^{(k)} (\lambda, \lambda, \dots, \lambda)^T = \lambda \beta^{(k)} e = \lambda.$$

Similarly, the downward mean drift rate, from Level k to Level $k-1$, is given by

$$\begin{aligned} \beta^{(k)} A_{k,k-1} e &= \beta^{(k)} (k\alpha, kC_2^2\mu + \alpha, \dots, k(C_{M-1}^2\mu + \alpha), C_M^2k\mu)^T \\ &= k\alpha (\beta_1^{(k)} + \beta_2^{(k)} + \beta_3^{(k)} + \dots + \beta_{M-1}^{(k)}) \\ &\quad + k\mu (C_2^2\beta_2^{(k)} + C_3^2\beta_3^{(k)} + \dots + C_M^2\beta_M^{(k)}) \\ &= k\alpha (1 - \beta_M^{(k)}) + k\mu \sum_{j=2}^M C_j^2 \beta_j^{(k)}. \end{aligned}$$

Thus, we get

$$\beta^{(k)} A_{k,k-1} e - \beta^{(k)} A_{k,k+1} e = k\alpha (1 - \beta_M^{(k)}) + k\mu \sum_{j=2}^M C_j^2 \beta_j^{(k)} - \lambda.$$

Note that λ , $\alpha(1 - \beta_M^{(k)})$ and $\mu \sum_{j=2}^M C_j^2 \beta_j^{(k)}$ are positive numbers and they are independent of the number k . Thus, it is easy to see that as $k \rightarrow +\infty$,

$$\beta^{(k)} A_{k,k-1} e - \beta^{(k)} A_{k,k+1} e \rightarrow +\infty.$$

In this case, there always exists a larger positive integer K such that for $l \geq K$,

$$\beta^{(l)} A_{l,l-1} e - \beta^{(l)} A_{l,l+1} e > 0.$$

Thus, the downward mean drift rate is bigger than the upward mean drift rate, that is,

$$\beta^{(l)} A_{l,l-1} e > \beta^{(l)} A_{l,l+1} e.$$

Therefore, we show that the continuous-time level-dependent QBD process Q is positive recurrent. This completes the proof. \square

4 Performance Analysis

In this section, we first compute the stationary probability vector of the level-dependent QBD process by means of the RG-factorizations given in Li [58]. Then we provide performance analysis of the DAG-based blockchain system.

Let

$$p_{k,i}(t) = P\{Q(t) = k, S(t) = i\}, k \geq 0, 1 \leq i \leq M.$$

Then since the level-dependent QBD process Q is irreducible and positive recurrent, we have

$$\pi_{k,i} = \lim_{t \rightarrow \infty} p_{k,i}(t).$$

We write

$$\pi_k = (\pi_{k,1}, \pi_{k,2}, \dots, \pi_{k,M}), \quad k \geq 0,$$

and

$$\pi = (\pi_0, \pi_1, \pi_2, \dots).$$

Note that the QBD process is level-dependent, we need to use the RG-factorizations to compute the stationary probability vector. To this end, we introduce R -, U - and G - measures as follows:

$$U_k = A_{k,k} + A_{k,k+1} (-U_{k+1}^{-1}) A_{k+1,k}, \quad k \geq 0,$$

$$R_k = A_{k,k+1} (-U_{k+1}^{-1}), \quad k \geq 0,$$

$$G_k = (-U_{k+1}^{-1}) A_{k+1,k}, \quad k \geq 1.$$

On the other hand, by using Ramaswami and Taylor [84], the matrix sequence $\{R_k, k \geq 0\}$ is the minimum nonnegative solution of the system of nonlinear matrix equations

$$A_{k,k+1} + R_k A_{k+1,k+1} + R_k R_{k+1} A_{k+2,k+1} = 0, \quad k \geq 0,$$

and the matrix sequence $\{G_k, k \geq 1\}$ is the minimum nonnegative solution of the system of nonlinear matrix equations

$$A_{k,k+1} G_{k+1} G_k + A_{k,k} G_k + A_{k,k-1} = 0, \quad k \geq 1.$$

Once $\{R_k, k \geq 0\}$ or $\{G_k, k \geq 1\}$ is determined, we can get

$$U_k = A_{k,k} + R_k A_{k+1,k} = A_{k,k} + A_{k,k+1} G_{k+1}, \quad k \geq 0.$$

By using the R -, U - and G - measures and Li [58] or Li and Cao [59], the UL-type RG-factorization of the QBD process is given by

$$Q = (I - R_U) U_D (I - G_L),$$

where

$$U_D = \text{diag}(U_0, U_1, U_2, \dots),$$

$$R_U = \begin{pmatrix} 0 & R_0 & & & \\ & 0 & R_1 & & \\ & & 0 & R_2 & \\ & & & \ddots & \ddots \end{pmatrix},$$

$$G_L = \begin{pmatrix} 0 & & & & \\ G_1 & 0 & & & \\ & G_2 & 0 & & \\ & & G_3 & 0 & \\ & & & \ddots & \ddots \end{pmatrix}.$$

Theorem 2 *The stationary probability vector π of the level-dependent QBD process Q is given by*

$$\pi_k = c \tilde{\pi}_k, \quad k \geq 0,$$

$$\tilde{\pi}_k = \tilde{\pi}_0 R_0 R_1 \cdots R_{k-1}, \quad k \geq 1,$$

where $\tilde{\pi}_0$ is uniquely determined by the system of linear equations

$$\tilde{\pi}_0 (A_{0,0} + R_0 A_{1,0}) = 0,$$

$$\tilde{\pi}_0 e = 1,$$

and the constant c is given by

$$c = \frac{1}{\tilde{\pi}_0 e + \sum_{k=1}^{\infty} \tilde{\pi}_0 R_0 R_1 \cdots R_{k-1} e}.$$

Based on the stationary probability vector, we provide some steady-state performance measures of the DAG-based blockchain system as follows:

(1) The steady-state average number of internal tips in the DAG-based blockchain system is given by

$$\begin{aligned}
E[N_A] &= [(\pi_{1,1} + \pi_{1,2} + \pi_{1,3} + \cdots + \pi_{1,M}) \\
&\quad + 2(\pi_{2,1} + \pi_{2,2} + \pi_{2,3} + \cdots + \pi_{2,M}) \\
&\quad + 3(\pi_{3,1} + \pi_{3,2} + \pi_{3,3} + \cdots + \pi_{3,M}) + \cdots] \\
&= \sum_{k=1}^{\infty} k \cdot \pi_k e = c \sum_{k=1}^{\infty} k \cdot \tilde{\pi}_k e \\
&= c \sum_{k=1}^{\infty} k \tilde{\pi}_1 R_1 R_2 \cdots R_{k-1} e.
\end{aligned}$$

(2) The steady-state average number of boundary tips in the DAG-based blockchain system is given by

$$\begin{aligned}
E[N_B] &= [(\pi_{0,1} + \pi_{1,1} + \pi_{2,1} + \pi_{3,1} + \cdots) \\
&\quad + 2(\pi_{0,2} + \pi_{1,2} + \pi_{2,2} + \pi_{3,2} + \cdots) \\
&\quad + M(\pi_{0,M} + \pi_{1,M} + \pi_{2,M} + \pi_{3,M} + \cdots)] \\
&= \sum_{k=0}^{\infty} \pi_k f_A = c \tilde{\pi}_0 f_A + c \sum_{k=1}^{\infty} \tilde{\pi}_0 R_0 R_1 \cdots R_{k-1} f_A,
\end{aligned}$$

where $f_A = (1, 2, \dots, M)^T$.

(3) The throughput of the DAG-based blockchain system

Note that the throughput of the DAG-based blockchain system is defined as the number of new network nodes generated per unit of time, which is an important indicator to measure the DAG-based blockchain system.

The following theorem provides expression for throughput of the DAG-based blockchain system.

Theorem 3 *If the DAG-based blockchain system is stable, then*

$$\begin{aligned}
TH &= 2\mu \left[(\pi_{1,2} + C_3^2\pi_{1,3} + C_4^2\pi_{1,4} + \cdots + C_M^2\pi_{1,M}) \right. \\
&\quad + 2 (\pi_{2,2} + C_3^2\pi_{2,3} + C_4^2\pi_{2,4} + \cdots + C_M^2\pi_{2,M}) \\
&\quad \left. + 3 (\pi_{3,2} + C_3^2\pi_{3,3} + C_4^2\pi_{3,4} + \cdots + C_M^2\pi_{3,M}) + \cdots \right] \\
&= 2\mu \sum_{k=1}^{\infty} k\pi_k f,
\end{aligned}$$

where $f = (0, 1, C_3^2, \dots, C_{M-1}^2, C_M^2)^T$.

Proof: From Fig. 2, we observe that all the states (m, n) for $m \geq 1$ and $n \geq 2$ can generate the network nodes (or blocks), seeing those bottom states of the brown arrows. Note that TH is the product of 2μ and the state probability sum that can generate the network nodes. Let P_{TH} denote the state probability sum that can generate the network nodes. Accordingly, we need to compute the state probability sum that can generate the network nodes.

For state $(1, 2)$, the state probability that can generate the network nodes is equal to $C_2^2\pi_{1,2}$. For state $(1, 3)$, the state probability that can generate the network nodes is equal to $C_3^2\pi_{1,3}$. For state $(1, M)$, the state probability that can generate the network nodes is equal to $C_M^2\pi_{1,M}$.

For state $(2, 2)$, the state probability that can generate the network nodes is equal to $2C_2^2\pi_{2,2}$. For state $(2, 3)$, the state probability that can generate the network nodes is equal to $2C_3^2\pi_{2,3}$. For state $(2, M)$, the state probability that can generate the network nodes is equal to $2C_M^2\pi_{2,M}$.

For state $(m, 2)$, the state probability that can generate the network nodes is equal to $mC_2^2\pi_{m,2}$. For state $(m, 3)$, the state probability that can generate the network nodes is equal to $mC_3^2\pi_{m,3}$. For state (m, M) , the state probability that can generate the network nodes is equal to $mC_M^2\pi_{m,M}$.

Based on analysis of the above special cases, we obtain

$$\begin{aligned}
P_{\text{TH}} &= (\pi_{1,2} + C_3^2 \pi_{1,3} + C_4^2 \pi_{1,4} + \cdots + C_M^2 \pi_{1,M}) \\
&\quad + 2 (\pi_{2,2} + C_3^2 \pi_{2,3} + C_4^2 \pi_{2,4} + \cdots + C_M^2 \pi_{2,M}) \\
&\quad + 3 (\pi_{3,2} + C_3^2 \pi_{3,3} + C_4^2 \pi_{3,4} + \cdots + C_M^2 \pi_{3,M}) + \cdots \\
&= \sum_{k=1}^{\infty} k \pi_k f,
\end{aligned}$$

Thus, we obtain

$$\text{TH} = 2\mu \times P_{\text{TH}} = 2\mu \sum_{k=1}^{\infty} k \pi_k f.$$

This completes the proof. \square

Remark 3 *Under the complicated structure of the DAG-based blockchain systems, this paper may be the first one to provide an exact computational formula for the throughput of the DAG-based blockchain systems.*

5 The Confirmation Time of Any Arriving Internal tip

In this section, we provide a new efficient method to compute the average confirmation time of any arriving internal tip (or arriving transaction) at the DAG-based blockchain system.

The confirmation time of any arriving internal tip at the DAG-based blockchain system is a time interval from the arrival epoch of the new transaction to the time that it finally becomes a network node (i.e. block). Obviously, such a confirmation time includes two different processes: the internal tip is changed to a boundary tip, and the boundary tip is changed to a network node.

Let W_A be the confirmation time of the arriving internal tip A in the DAG-based blockchain system. For the convenience of computation, we assume that the arriving internal tip A arrives at the DAG-based blockchain system at time 0.

Let $I(t)$ and $J(t)$ denote the number of internal tips excluding the arriving internal tip A and the number of boundary tips excluding the one generated from the arriving internal tip A in the DAG-based blockchain system at time t , respectively. Let Δ be an absorbing state that the arriving internal tip A is finally changed to a network node.

It is easy to see that $\{(1, I(t); J(t)), (I(t); 1, J(t)): t \geq 0\}$ is a Markov process with the absorbing state Δ . In state $(1, I(t); J(t))$, 1 means the arriving internal tip A; in state $(I(t); 1, J(t))$, 1 means a boundary tip who is generated from the arriving internal tip A. Based on this, the state space of the Markov process $\{(1, I(t); J(t)), (I(t); 1, J(t)): t \geq 0\}$ is given by

$$\Theta = \{\Delta\} \cup \left\{ \bigcup_{k=0}^{\infty} \text{Level } k \right\},$$

where,

$$\text{Level } k = \{(1, k; 1), (k; 1, 0); (1, k; 2), (k; 1, 1); \dots; (1, k; M), (k; 1, M-1)\}.$$

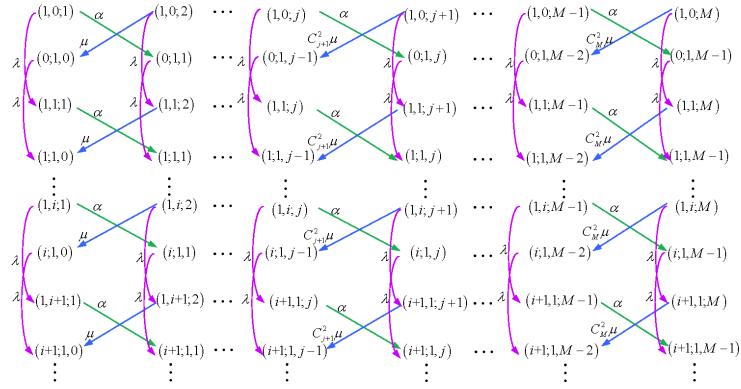
By using the level structure of the state space Θ , Fig. 3a, 3b and 3c depict the state transition relations of the Markov process $\{(1, I(t); J(t)), (I(t); 1, J(t)): t \geq 0\}$.

Remark 4 (i) Fig. 3a contains three events: (1) Arrivals of internal tips (i.e., new transactions), (2) the internal tip A is changed to the boundary tip A due to its impatient behavior, and (3) the internal tip A, connecting (or approving) two boundary tips, is changed to the boundary tip A.

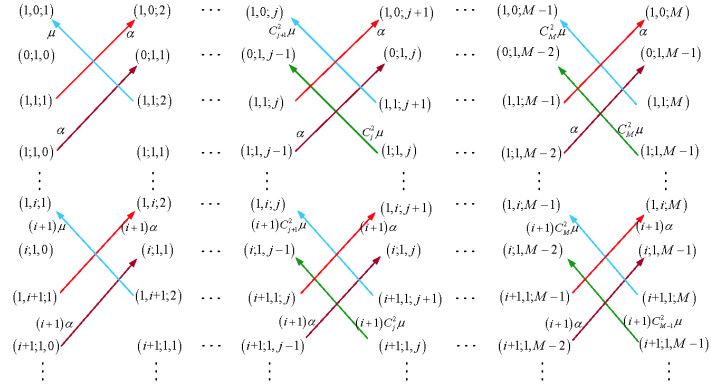
(ii) Fig. 3b contains two events: (1) The internal tips excluding the internal tip A are changed to the boundary tips due to their impatient behavior, and (2) the internal tips, excluding the internal tip A, connecting (or approving) two boundary tips, are changed to the boundary tips.

(iii) Fig. 3c contains one event: The boundary tip A is changed to a network node.

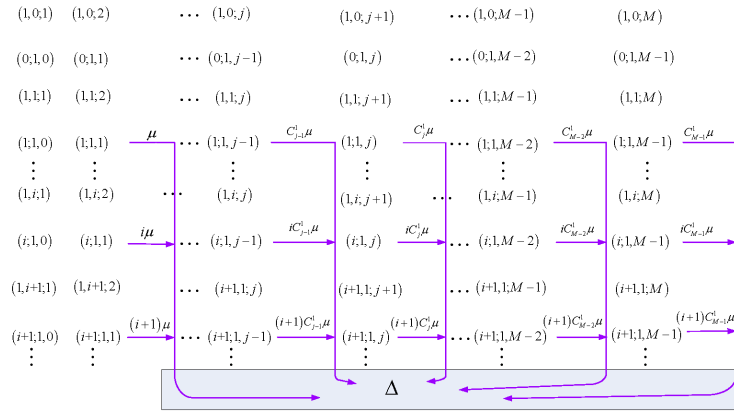
From Fig. 3a, 3b and 3c, it is easy to check that the infinitesimal generator of the Markov process $\{(1, I(t); J(t)), (I(t); 1, J(t)): t \geq 0\}$ with the absorbing state Δ



(a)



(b)



(c)

Figure 3: State transition relations of the Markov process.

is given by

$$\mathbf{T} = \begin{pmatrix} 0 & \mathbf{0} \\ T^\Delta & T \end{pmatrix}$$

where

$$T^\Delta + Te = 0,$$

$$T = \begin{pmatrix} T_{0,0} & T_{0,1} & & & \\ T_{1,0} & T_{1,1} & T_{1,2} & & \\ & T_{2,1} & T_{2,2} & T_{2,3} & \\ & & \ddots & \ddots & \ddots \end{pmatrix},$$

$$T^\Delta = \begin{pmatrix} T_0^\Delta \\ T_1^\Delta \\ T_2^\Delta \\ \vdots \end{pmatrix},$$

$$T_i^\Delta = (0, 0; 0, iC_1^1\mu; 0, iC_2^1\mu; 0, iC_3^1\mu; \dots; 0, iC_{M-1}^1\mu)^T;$$

$$T_{i,i+1} = \begin{pmatrix} \lambda & & & \\ & \lambda & & \\ & & \ddots & \\ & & & \lambda \end{pmatrix}, \quad i \geq 0;$$

$$T_{0,0} = \begin{pmatrix} A_{1,1} & A_{1,2} & & & \\ A_{2,1} & A_{2,2} & A_{2,3} & & \\ & \ddots & \ddots & \ddots & \\ & & A_{M-1,M-2} & A_{M-1,M-1} & A_{M-1,M} \\ & & & A_{M,M-1} & A_{M,M} \end{pmatrix},$$

$$A_{1,1} = \begin{pmatrix} -(\alpha + \lambda) & \\ & -\lambda \end{pmatrix}, \quad A_{1,2} = \begin{pmatrix} \alpha \\ \end{pmatrix},$$

for $2 \leq l \leq M-1$,

$$\begin{aligned}
A_{l,l-1} &= \begin{pmatrix} C_l^2 \mu \\ \end{pmatrix}, A_{l,l+1} = \begin{pmatrix} \alpha \\ \end{pmatrix}, \\
A_{l,l} &= \begin{pmatrix} -(C_l^2 \mu + \alpha + \lambda) & \\ & -\lambda \end{pmatrix}, \\
A_{M,M-1} &= \begin{pmatrix} C_M^2 \mu \\ \end{pmatrix}, A_{M,M} = \begin{pmatrix} -(C_M^2 \mu + \lambda) & \\ & -\lambda \end{pmatrix}; \\
T_{i,i-1} &= \begin{pmatrix} 0 & B_{1,2} & & & \\ B_{2,1} & 0 & B_{2,3} & & \\ & \ddots & \ddots & \ddots & \\ & & B_{M-1,M-2} & 0 & B_{M-1,M} \\ & & & B_{M,M-1} & 0 \end{pmatrix},
\end{aligned}$$

for $1 \leq l \leq M-1$,

$$B_{l,l+1} = \begin{pmatrix} i\alpha & \\ & i\alpha \end{pmatrix}, B_{2,1} = \begin{pmatrix} i\mu & \\ & 0 \end{pmatrix},$$

for $3 \leq l \leq M$,

$$\begin{aligned}
B_{l,l-1} &= \begin{pmatrix} iC_l^2 \mu & \\ & iC_{l-1}^2 \mu \end{pmatrix}; \\
T_{i,i} &= \begin{pmatrix} C_{1,1} & C_{1,2} & & & \\ C_{2,1} & C_{2,2} & C_{2,3} & & \\ & \ddots & \ddots & \ddots & \\ & & C_{M-2,M-3} & C_{M-2,M-2} & C_{M-2,M-1} \\ & & & C_{M-1,M-2} & C_{M-1,M-1} \\ & & & & C_{M,M-1} & C_{M,M} \end{pmatrix}, i \geq 1, \\
C_{1,1} &= \begin{pmatrix} -(\alpha + i\alpha + \lambda) & \\ & -(i\alpha + \lambda) \end{pmatrix}, \\
C_{1,2} &= \begin{pmatrix} \alpha \\ \end{pmatrix}, C_{2,1} = \begin{pmatrix} \mu \\ \end{pmatrix}, C_{2,3} = \begin{pmatrix} \alpha \\ \end{pmatrix},
\end{aligned}$$

$$\begin{aligned}
C_{2,2} &= \begin{pmatrix} -(\mu + \alpha + i\mu + i\alpha + \lambda) & \\ & -(i\alpha + \lambda + i\mu) \end{pmatrix}, \\
C_{M-1,M-2} &= \begin{pmatrix} C_{M-1}^2 \mu & \\ & \end{pmatrix}, C_{M,M-1} = \begin{pmatrix} C_M^2 \mu & \\ & \end{pmatrix}, \\
C_{M-1,M-1} &= \begin{pmatrix} -(C_{M-1}^2 \mu + iC_{M-1}^2 \mu + i\alpha + \lambda) & \\ & -(iC_{M-2}^2 \mu + i\alpha + \lambda + iC_{M-2}^1 \mu) \end{pmatrix}, \\
C_{M,M} &= \begin{pmatrix} -(C_M^2 \mu + iC_M^2 \mu + \lambda) & \\ & -(iC_{M-1}^2 \mu + \lambda + iC_{M-1}^1 \mu) \end{pmatrix}, \\
\text{for } 3 \leq l \leq M-2, \\
C_{l,l-1} &= \begin{pmatrix} C_l^2 \mu & \\ & \end{pmatrix}, C_{l,l+1} = \begin{pmatrix} \alpha & \\ & \end{pmatrix}, \\
C_{l,l} &= \begin{pmatrix} -(C_l^2 \mu + \alpha + iC_l^2 \mu + i\alpha + \lambda) & \\ & -(iC_{l-1}^2 \mu + i\alpha + \lambda + iC_{l-1}^1 \mu) \end{pmatrix}.
\end{aligned}$$

Let (θ_Δ, θ) be the initial probability vector of the Markov process \mathbf{T} with an absorbing state Δ for $\theta_\Delta = 0$, the vector $\theta = (0, 0, \dots, 0, 1, 0, \dots)$ shows that the sub-Markov process T is at the state $(1, i_0; j_0)$ at time 0. Therefore, the $(2Mi_0 + 2j_0 - 1)$ -st element of the vector θ is 1, and all the other elements are 0.

The following theorem provides expression for the probability distribution of the confirmation time W_A by means of the first passage times and the phase-type distributions of infinite sizes.

Theorem 4 *The probability distribution of the confirmation time W_A is of phase-type with an irreducible representation (θ, T) , and*

$$F_{W_A}(t) = P\{W_A \leq t\} = 1 - \theta \exp\{Tt\}e, \quad t \geq 0.$$

Also, the average confirmation time $E[W_A]$ is given by

$$E[W_A] = -\theta T_{\max}^{-1}e,$$

where T_{\max}^{-1} is the maximal non-positive inverse of the matrix T of infinite sizes.

Proof: For $i \geq 0$, $1 \leq j \leq M$ and $0 \leq n \leq M - 1$, we write

$$q_{1,i;j}(t) = P\{I(t) = i, J(t) = j\},$$

$$q_{i;1,n}(t) = P\{I(t) = i, J(t) = n\},$$

$$q_i(t) = (q_{1,i;1}(t), q_{i;1,0}(t); q_{1,i;2}(t), q_{i;1,1}(t); \dots; q_{1,i;M}(t), q_{i;1,M-1}(t)),$$

$$q(t) = (q_0(t), q_1(t), q_2(t), \dots).$$

By using the Chapman-Kolmogorov forward differential equation, we obtain

$$\frac{d}{dt}q(t) = q(t)T, \quad (2)$$

with the initial conditions

$$q(0) = \theta. \quad (3)$$

It follows from (2) and (3) that

$$q(t) = \theta \exp\{Tt\}. \quad (4)$$

Note that $q(0)e = 1$, it follows from (4) that

$$F_{W_A}(t) = P\{W_A \leq t\} = 1 - \theta \exp\{Tt\}e, \quad t \geq 0.$$

In what follows we compute the average confirmation time $E[W_A]$ by the Laplace-Stieltjes transform. Let $f(s)$ be the Laplace-Stieltjes transform of the distribution function $F_{W_A}(t)$ (or the random variable W_A). Then

$$f(s) = \int_0^\infty e^{-st} dF_{W_A}(t) = 1 + \theta (sI - T)_{\min}^{-1} T^0,$$

where $(sI - T)_{\min}^{-1}$ is the minimal non-negative inverse of the matrix $sI - T$ of infinite sizes for $s \geq 0$. Hence we obtain

$$E[W_A] = -\frac{d}{ds}f(s)|_{s=0} = \theta[(sI - T)_{\min}^{-2}]_{s=0}T^0 = -\theta T_{\max}^{-1}e.$$

This completes the proof. \square

To compute the inverse matrix T_{\max}^{-1} of infinite size, we need to use the RG-factorizations of the Markov process T . To this end, we introduce R -, U - and G -measures as follows:

$$U_i = T_{i,i} + T_{i,i+1} (-U_{i+1}^{-1}) T_{i+1,i}, \quad i \geq 0,$$

$$R_i = T_{i,i+1} (-U_{i+1}^{-1}), \quad i \geq 0,$$

$$G_i = (-U_{i+1}^{-1}) T_{i+1,i}, \quad i \geq 1.$$

By using the R -, U - and G - measures, the UL-type RG-factorization of the QBD process T is given by

$$T = (I - R_U) U_D (I - G_L),$$

where

$$U_D = \text{diag}(U_0, U_1, U_2, \dots),$$

$$R_U = \begin{pmatrix} 0 & R_0 & & & \\ & 0 & R_1 & & \\ & & 0 & R_2 & \\ & & & \ddots & \ddots \end{pmatrix},$$

$$G_L = \begin{pmatrix} 0 & & & & \\ G_1 & 0 & & & \\ & G_2 & 0 & & \\ & & G_3 & 0 & \\ & & & \ddots & \ddots \end{pmatrix}.$$

We write

$$X_k^{(l)} = R_l R_{l+1} \cdots R_{l+k-1}, \quad k \geq 1, l \geq 0,$$

$$Y_k^{(l)} = G_l G_{l-1} \cdots G_{l-k+1}, \quad 1 \leq k \leq l,$$

and

$$U_D^{-1} = \text{diag}(U_0^{-1}, U_1^{-1}, U_2^{-1}, \dots).$$

By using the UL-type RG-factorization, we obtain

$$T_{\max}^{-1} = (I - G_L)^{-1} U_D^{-1} (I - R_U)^{-1},$$

where

$$(I - R_U)^{-1} = \begin{pmatrix} I & X_1^{(0)} & X_2^{(0)} & X_3^{(0)} & \cdots \\ & I & X_1^{(1)} & X_2^{(1)} & \cdots \\ & & I & X_1^{(2)} & \cdots \\ & & & I & \cdots \\ & & & & \ddots \end{pmatrix},$$

$$(I - G_L)^{-1} = \begin{pmatrix} I & & & & \\ Y_1^{(1)} & I & & & \\ Y_2^{(2)} & Y_1^{(2)} & I & & \\ Y_3^{(3)} & Y_2^{(3)} & Y_1^{(3)} & I & \\ \vdots & \vdots & \vdots & \vdots & \ddots \end{pmatrix}.$$

Let

$$T_{\max}^{-1} = \begin{pmatrix} V_{0,0} & V_{0,1} & V_{0,2} & \cdots \\ V_{1,0} & V_{1,1} & V_{1,2} & \cdots \\ V_{2,0} & V_{2,1} & V_{2,2} & \cdots \\ \vdots & \vdots & \vdots & \ddots \end{pmatrix}.$$

Then by using $T_{\max}^{-1} = (I - G_L)^{-1} U_D^{-1} (I - R_U)^{-1}$, we obtain

$$V_{m,n} = \begin{cases} U_m^{-1} Y_{m-n}^{(m)} + \sum_{i=1}^{\infty} X_i^{(m)} U_{i+m}^{-1} Y_{i+m-n}^{(i+m)}, & 0 \leq n \leq m-1, \\ U_m^{-1} + \sum_{i=1}^{\infty} X_i^{(m)} U_{i+m}^{-1} Y_i^{(i+m)}, & n = m, \\ X_{n-m}^{(m)} U_n^{-1} + \sum_{i=n-m+1}^{\infty} X_i^{(m)} U_{i+m}^{-1} Y_{i-n+m}^{(i+m)}, & n \geq m+1. \end{cases}$$

The average confirmation time of the arriving internal tip A in the DAG-based blockchain system is given by

$$\begin{aligned} E[W_A] &= -\theta T_{\max}^{-1} e = -\theta (I - G_L)^{-1} U_D^{-1} (I - R_U)^{-1} e \\ &= -\sum_{i=1}^{\infty} \sum_{j=0}^{\infty} \theta_i V_{i-1,j} e. \end{aligned}$$

Remark 5 *In the blockchain system, the average confirmation time of a new transaction is a key performance measure, but its analysis is always very difficult and challenging, e.g., see Li et al. [60, 61]. For the complicated DAG-based blockchain*

system, this paper finds a new effective method to be able to numerically compute the average confirmation time of an arriving internal tip by means of the RG-factorization.

6 Numerical Examples

In this section, we use numerical examples to check the validity of our theoretical results, and indicate how some key system parameters influence the performance measures of the DAG-based blockchain system. To do this, our analysis is to focus on two issues: (1) Steady-state performance indicators of the DAG-based blockchain system. (2) The average confirmation time $E[W_A]$ of the arriving internal tip A.

6.1 Steady-state performance measures

Firstly, we discuss how the steady-state performance measures of the DAG-based blockchain system are affected by the three key system parameters: α , μ and λ .

In Fig. 4 and Fig. 5, we take that $M = 100$, $\alpha = 0.45$, $\lambda \in [20, 40]$, and $\mu = 3.5, 4, 5$. From Fig. 4, it is easy to see that $E[N_A]$ increases as λ increases, while $E[N_A]$ decreases as μ increases. From Fig. 5, we observe how $E[N_B]$ changes as λ or μ increases. It can be seen that $E[N_B]$ increases as λ increases, while $E[N_B]$ decreases as μ increases.

A coupling analysis: Note that the two numerical results can be intuitively understood by means of a coupling method. As λ increases, more and more internal tips (or new transactions) quickly enter the DAG-based blockchain system. Thus, this makes $E[N_A]$ and $E[N_B]$ increase. On the other hand, when α is constant and as μ increases, more and more internal tips quickly leave the set of internal tips. Further, note that the tip number in the set of boundary tips decreases due to the connection of each internal tip with two boundary tips, this leads to the decrease of $E[N_A]$ and $E[N_B]$ accordingly.

In Fig. 6, we explore how TH is influenced by parameters λ and μ . To this end, we take that $M = 100$, $\alpha = 0.45$, $\lambda \in [20, 40]$, and $\mu = 2, 2.5, 3$. From Fig. 6,

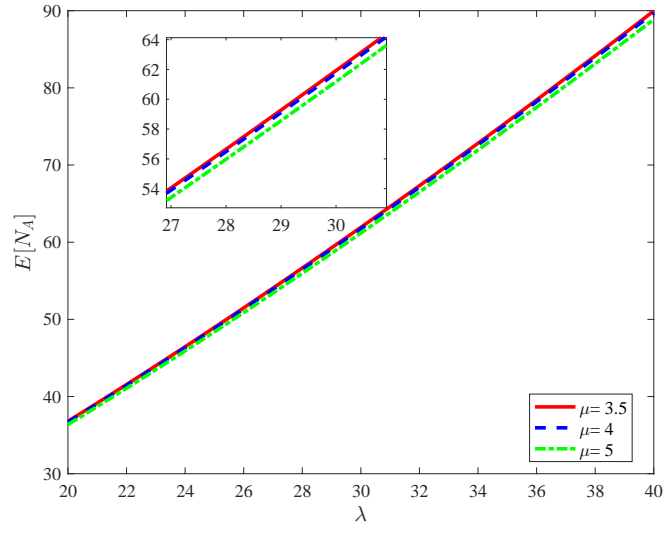


Figure 4: $E[N_A]$ vs λ and μ

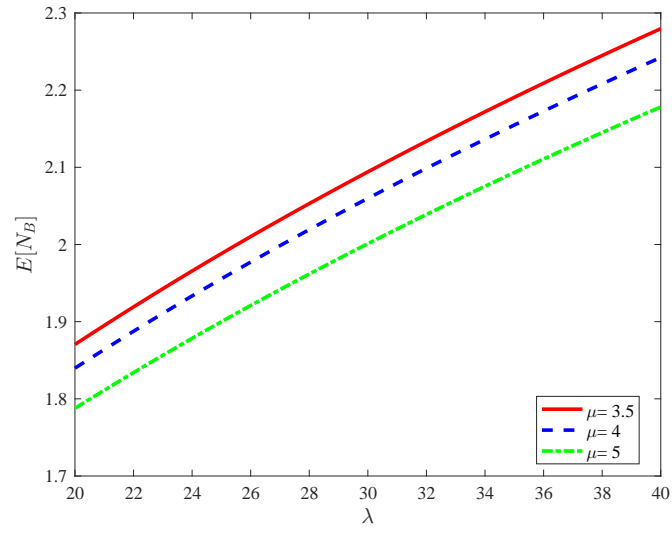


Figure 5: $E[N_B]$ vs λ and μ

it is observed that TH increases as λ or μ increases. This indicates that as λ and μ increase, more and more network nodes (or blocks) quickly enter the DAG-based blockchain system, this leads to the increase of TH. For this result, we can give an intuitive explanation, as the results are in Fig. 4 and Fig. 5. From Fig. 4 and Fig. 5, we can know that as λ increases, more and more internal tips (or new transactions) can become boundary tips, so more and more boundary tips have the opportunity to become network nodes (or blocks), this makes TH increases. In addition, as μ increases, more and more boundary tips become network nodes (or blocks), hence this leads to increase of TH. The numerical results are consistent with our intuitive understanding.

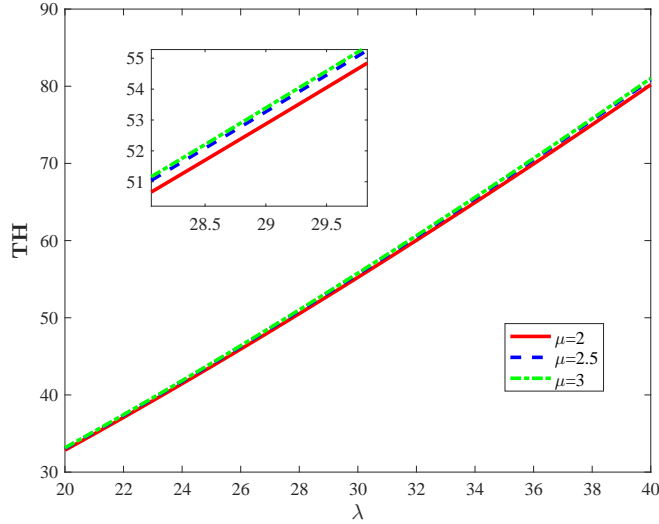


Figure 6: TH vs λ and μ

6.2 The average confirmation time of the arriving internal tip A

In this subsection, we analyze how the average confirmation time of the arriving internal tip A is affected by the three key system parameters: α , μ , and λ . In this part, we let $M = 50$ for all the numerical examples.

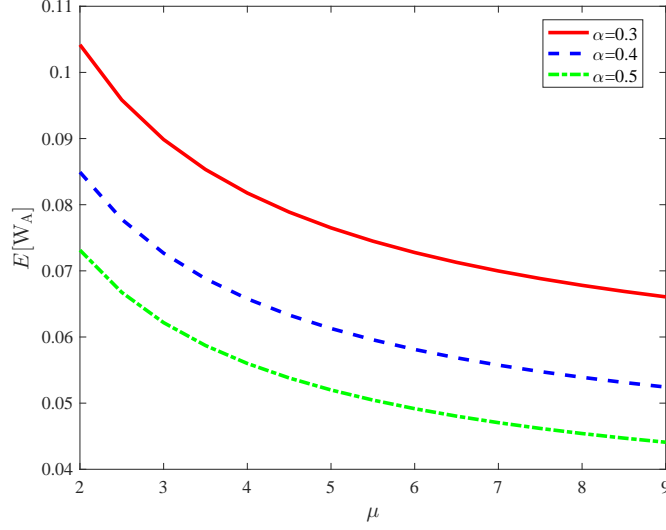


Figure 7: $E[W_A]$ vs μ and α

In Fig. 7, we observe how $E[W_A]$ is influenced by parameters: α and μ . To this end, we take that $\alpha = 0.3, 0.4, 0.5$, $\lambda = 30$, and $\mu \in [2, 9]$. It is easy to see from Fig. 7 that $E[W_A]$ decreases as μ or α increases. This indicates that as μ or α increases, that is, the rate that tips become network nodes (or blocks) increases, then the probability of the arriving internal tip A being approved or connected increases, this makes the average confirmation time of the arriving internal tip A decreases, which is consistent with our intuitive understanding. Furthermore, this result also indicates that the impatient behavior introduced by us can prevent some tips from staying for too much time in the system.

In Fig. 8, we explore how $E[W_A]$ is influenced by parameters α and λ . To this end, we take that $\mu = 5$, $\alpha = 0.3, 0.35, 0.4$, $\lambda \in [20, 40]$. It is easy to see from Fig. 8 that $E[W_A]$ increases as λ increases, while it decreases as α increases. The results indicate that as λ increases, $E[N_A]$ and $E[N_B]$ increase based on the results in Fig. 4 and Fig. 5. This causes to decrease the probability of the arriving internal tip A being approved or connected, and then the average confirmation time of the arriving internal tip A increases. On the other hand, as α increases, the rate that tips become network nodes (or blocks) increases, then the probability of the

arriving internal tip A being approved or connected increases. This leads to the average confirmation time of the arriving internal tip A decreases. The numerical results are also consistent with our intuitive sense.

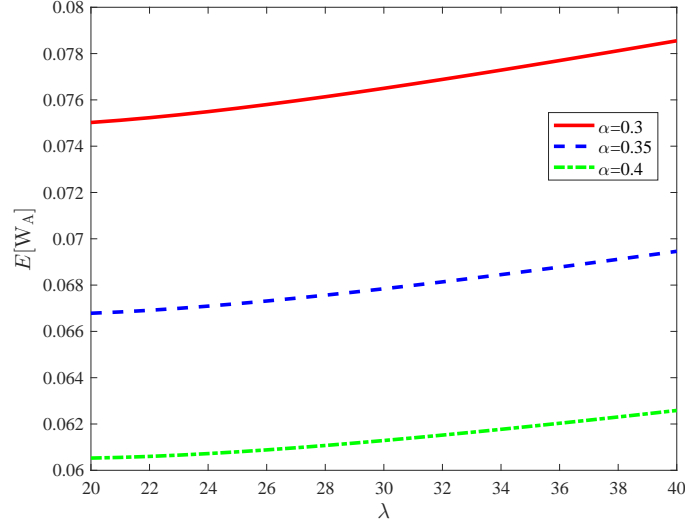


Figure 8: $E[W_A]$ vs λ and α

In Fig. 9, we indicate how $E[W_A]$ is affected by the two parameters μ and λ . To this end, we take that $\alpha = 0.3$, $\mu = 3.5, 4, 5$ and $\lambda \in [20, 40]$. From Fig. 9, we can see that $E[W_A]$ increases as λ increases, this is consistent with the results in Fig. 8. At the same time, we can see from Fig. 9 that as μ increases, $E[W_A]$ decreases as μ increases. This result indicates that as μ increases, the rate at which internal tips become boundary tips and network nodes (or blocks) increases, then the probability of the arriving internal tip A being approved or connected increases. These lead to the decrease of the average confirmation time of the arriving internal tip A. This numerical result is also consistent with our intuition.

7 Concluding Remarks

Since Bitcoin was proposed by Nakamoto [69] in 2008, the serial structure of blockchain has achieved rapid development. Important examples include Bitcoin, Litecoin,

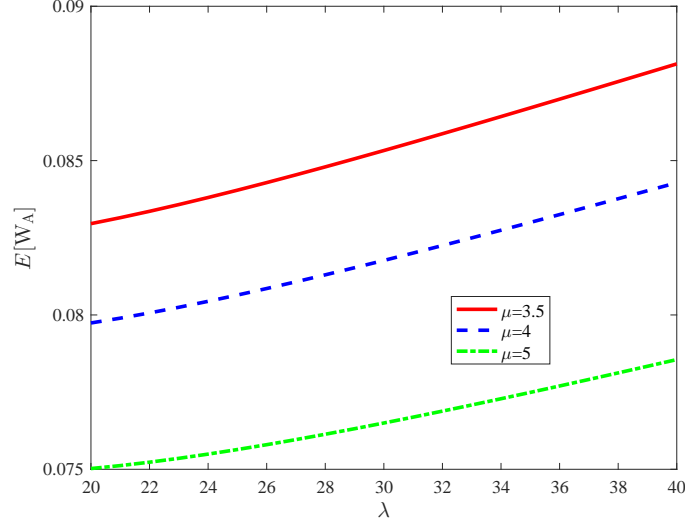


Figure 9: $E[W_A]$ vs λ and μ

Ethereum and so on, and the consensus mechanisms such as PoW, PoS, DPoS and PBFT are widely used. However, such a serial structure has a number of essential pitfalls, for example, poor performance and scalability, limited transaction throughput, high transaction cost, long confirmation delay, huge energy expenditure, and so forth.

To overcome these pitfalls and drawbacks of blockchain, a data network structure was found in the DAG-based blockchain with IOTA Tangle. From such a network perspective, it is well-known that the analysis of the DAG-based blockchain systems becomes interesting but difficult and challenging. To investigate the DAG-based blockchain, so far, the simulation models have been adopted widely while the mathematical modeling and analysis is still scarce in the recent literature. To our best knowledge, this paper may be the first to set up theory of Markov processes in the study of DAG-based blockchain systems.

In this paper, we first describe a simple Markov model for the DAG-based blockchain with IOTA Tangle. Then we set up a continuous-time level-dependent QBD process to analyze the DAG-based blockchain system. We show that the QBD process must be irreducible and positive recurrent. By using the stationary

probability vector of the QBD process, we provide a performance analysis of the DAG-based blockchain system. Furthermore, we propose a new effective method for computing the average confirmation time of any arriving internal tip at this system. Crucially, for the complicated DAG-based blockchain system, this paper provides a new effective computational method to deal with the two key performance measures: Throughput and the confirmation time of an arriving internal tip. Finally, we use numerical examples to check the validity of our theoretical results and indicate how some key system parameters influence the performance measures of this system.

Note that the Markov process theory opens up a new venue to the study of DAG-based blockchain systems. Thus, we believe that the methodology and results developed in this paper can be applicable to deal with more general DAG-based blockchain systems and open a series of potentially promising research. Along these lines, we will continue our future research in the following directions:

- Considering the DAG-based blockchain systems with IOTA Tangle. From 2 connections to m connections of the boundary tips, we observe how the multiple connections will affect the performance of the DAG-based blockchain system.
- Setting up a block-structure Markov process for the DAG-based blockchain systems and develop an effective algorithm for computing the matrix-analytic solution. Using the stationary probability vector, we can analyze the performance of the DAG-based blockchain systems.
- Developing the fluid and diffusion approximation for analyzing the DAG-based blockchain systems, when there are several general random factors.
- Further developing stochastic optimization and dynamic control of the DAG-based blockchain systems, for example, Markov decision processes, stochastic game, evolutionary game and so forth.

8 Acknowledgements

Quan-Lin Li was supported by the National Natural Science Foundation of China under grants No. 71671158 and 71932002.

References

- [1] M. Alshaikhli, T. Elfouly, O. Elharrouss, A. Mohamed, and N. Ottakath, “Evolution of Internet of Things from Blockchain to IOTA: A survey,” *IEEE Access*, vol. 10, pp. 844–866, 2021.
- [2] H. Anwar, “The ultimate comparison of different types of distributed ledgers: Blockchain vs hashgraph vs DAG vs holochain,” *101 Blockchains*, 2019, [Online]. Available: <https://101blockchains.com/blockchain-vs-hashgraph-vs-dag-vs-holochain/>
- [3] V. Attias, and Q. Bramas, “How to choose its parents in the Tangle,” in *International Conference on Networked Systems*, (NETYS), Marrakech, Morocco, 2019, pp. 275–280.
- [4] C. Bai, “State-of-the-art and future trends of Blockchain based on DAG structure,” in *International Workshop on Structured Object-oriented Formal Language and Method*, Gold Coast, QLD, Australia, 2018, pp. 183–196.
- [5] R. Belchior, A. Vasconcelos, S. Guerreiro, and M. Correia, “A survey on blockchain interoperability: Past, present, and future trends,” *ACM Computing Surveys*, vol. 54, no. 8, pp. 1–41, 2021.
- [6] F. M. Benčić, and I. P. Žarko, “Distributed ledger technology: Blockchain compared to directed acyclic graph,” in *The IEEE 38th International Conference on Distributed Computing Systems*, Vienna, Austria, 2018, pp. 1569–1570.
- [7] M. Bhandary, M. Parmar, and D. Ambawade, “A Blockchain solution based on directed acyclic graph for IoT data security using IOTA Tangle,” in *The 5th International Conference on Communication and Electronics Systems*, Chong Qing, China, 2020, pp. 827–832.
- [8] G. Birmipas, E. Koutsoupias, P. Lazos, and F. J. Marmolejo-Cossío, “Fairness and efficiency in DAG-based cryptocurrencies,” in *International Conference on*

Financial Cryptography and Data Security, Kota Kinabalu, Malaysia, 2020, pp. 79–96.

- [9] M. Bottone, F. Raimondi, and G. Primiero, “Multi-agent based simulations of block-free distributed ledgers,” in *The 32nd International Conference on Advanced Information Networking and Applications Workshops*, Krakow, Poland, 2018, pp. 585–590.
- [10] Q. Bramas, “The stability and the security of the Tangle,” *HAL*, 2018, [Online]. Available: <https://hal.archives-ouvertes.fr/hal-01716111v2/document>
- [11] Q. Bramas, “Efficient and secure TSA for the Tangle,” in *International Conference on Networked Systems*, Springer, Cham, 2021, pp. 161–166.
- [12] A. Conti, M. Conti, G. Kumar, R. Ghanbari, and R. Saha, “Knocking on Tangle’s doors: Security analysis of IOTA ports,” in *The IEEE International Conference on Blockchain*, Melbourne, Australia, 2021, pp. 433–439.
- [13] M. Brunner, C. Cachin, and I. A. Sesar, *Analysis of the Tangle: The Impact of Conflicting Blocks to the Tangle network*. Switzerland: Faculty of Science, University of Bern, 2021. [Online]. Available: <https://crypto.unibe.ch/archive/theses/2020.bsc.michael.brunner.pdf>
- [14] B. Cao, Z. Zhang, D. Feng, S. Zhang, L. Zhang, M. Peng, and Y. Li, “Performance analysis and comparison of PoW, PoS and DAG based Blockchains,” *Digital Communications and Networks*, vol. 6, no. 4, pp. 480–485, 2020.
- [15] K. Cao, F. Lin, C. Qian, and K. Li, “A high efficiency network using DAG and consensus in Blockchain,” in *The IEEE International Conference on Parallel & Distributed Processing with Applications, Big Data & Cloud Computing, Sustainable Computing & Communications, Social Computing & Networking*, Xia Men, China, 2019, pp. 279–285.

- [16] F. S. Chafjiri, and M. M. E. Esfahani, “An adaptive random walk algorithm for selecting tips in the Tangle,” in *The 5th International Conference on Web Research*, Tehran, Iran, 2019, pp. 161–166.
- [17] T. Y. Chen, W. N. Huang, P. C. Kuo, H. Chung, and T. W. Chao, “DEXON: A highly scalable, decentralized DAG-based consensus algorithm,” *arXiv preprint*, 2018, arXiv:1811.07525.
- [18] M. Conti, G. Kumar, P. Nerurkar, R. Saha, and L. Vigneri, “A survey on security challenges and solutions in the IOTA,” *Journal of Network and Computer Applications*, vol. 203, Jul. 2022, DOI: <https://doi.org/10.1016/j.jnca.2022.103383>.
- [19] L. Cui, S. Yang, Z. Chen, Y. Pan, M. Xu, and K. Xu, “An efficient and compacted DAG-based Blockchain protocol for industrial Internet of Things,” *IEEE Transactions on Industrial Informatics*, vol. 16, no. 6, pp. 4134–4145, 2019.
- [20] A. Cullen, P. Ferraro, C. King, and R. Shorten, “Distributed ledger technology for IoT: Parasite chain attacks,” *arXiv preprint*, 2019, arXiv:1904.00996.
- [21] A. Cullen, P. Ferraro, C. King, and R. Shorten, “On the resilience of DAG-based distributed ledgers in IoT applications,” *IEEE Internet of Things Journal*, vol. 7, no. 8, pp. 7112–7122, 2020.
- [22] G. Danezis, and D. Hrycyszyn, “Blockmania: From block DAGs to consensus,” *arXiv preprint*, 2018, arXiv:1809.01620.
- [23] G. Danezis, L. Kokoris-Kogias, A. Sonnino, and A. Spiegelman, “Narwhal and tusk: a DAG-based mempool and efficient BFT consensus,” in *Proceedings of the Seventeenth European Conference on Computer Systems*, Association for Computing Machinery, New York, NY, United States, 2022, pp. 34–50,.
- [24] X. Deng, K. Li, Z. Wang, and H. Liu, “A novel consensus algorithm based on segmented DAG and BP neural network for consortium

Blockchain,” *Security and Communication Networks*, vol. 2022, Apr. 2022, DOI: <https://doi.org/10.1155/2022/1060765>.

- [25] Y. Ding, and H. Sato, “Dagbase: A decentralized database platform using DAG-based consensus,” in *The IEEE 44th Annual Computers, Software, and Applications Conference*, Madrid, Spain, 2020, pp. 798–807.
- [26] Z. Dong, E. Zheng, Y. Choon, and A. Y. Zomaya, “Dagbench: A performance evaluation framework for DAG distributed ledgers,” in *The IEEE 12th International Conference on Cloud Computing*, Milan, Italy, 2019, pp. 264–271.
- [27] C. Fan, *Performance analysis and design of an IoT-friendly DAG-based distributed ledger system*, Canada: Department of Electrical and Computer Engineering, University of Alberta, 2019.
- [28] C. Fan, S. Ghaemi, H. Khazaei, Y. Chen, and P. Musilek, “Performance analysis of the IOTA DAG-based distributed ledger,” *ACM Transactions on Modeling and Performance Evaluation of Computing Systems*, vol. 6, no. 3, pp. 1–20, 2021.
- [29] C. Fan, H. Khazaei, Y. Chen, and P. Musilek, “Towards a scalable DAG-based distributed ledger for smart communities,” in *The IEEE 5th World Forum on Internet of Things*, Limerick, Ireland, 2019, pp. 177–182.
- [30] M. A. Ferrag, M. Derdour, M. Mukherjee, A. Derhab, L. Maglaras, and H. Janicke, “Blockchain technologies for the internet of things: Research issues and challenges,” *IEEE Internet of Things Journal*, vol. 6, no. 3, pp. 2188–2204, 2018.
- [31] P. Ferraro, C. King, and R. Shorten, “IOTA-based directed acyclic graphs without orphans,” *arXiv preprint*, 2018, arXiv:1901.07302.
- [32] P. Ferraro, C. King, and R. Shorten, “On the stability of unverified transactions in a DAG-based distributed ledger,” *IEEE Transactions on Automatic Control*, vol. 65, no. 9, pp. 3772–3783, 2019.

- [33] P. Ferraro, A. Penzkofer, C. King, and R. Shorten, “Feedback control for distributed ledgers: An attack mitigation policy for DAG-based DLTs,” *arXiv preprint*, Apr. 2022, arXiv:2204.11691.
- [34] P. Gangwani, A. Perez-Pons, T. Bhardwaj, H. Upadhyay, S. Joshi, and L. Lagos, “Securing environmental IoT data using masked authentication messaging protocol in a DAG-based Blockchain: IOTA Tangle,” *Future Internet*, vol. 13, no. 12, pp. 312, 2021.
- [35] Y. Gao, Y. Liu, Q. Wen, H. Lin, and Y. Chen, “Secure drone network edge service architecture guaranteed by DAG-based Blockchain for flying automation under 5G,” *Sensors*, vol. 20, no. 21, pp. 6209, 2020.
- [36] R. Gardner, P. Reinecke, and K. Wolter, “Performance of tip selection schemes in DAG Blockchains,” in *Mathematical Research for Blockchain Economy*, Santorini, Greece, pp. 101–116, 2020.
- [37] L. Gerrits, *Comparative study of EOS and IOTA Blockchains in the context of smart IoT for mobility*. Doctoral dissertation, stage Master 2 Estel Université Nice-Sophia Antipolis, 2020.
- [38] M. Gorbunova, P. Masek, M. Komarov, and A. Ometov, “Distributed ledger technology: State-of-the-art and current challenges,” *Computer Science and Information Systems*, vol. 19, no. 1, pp. 65–85, 2022.
- [39] A. Gorkhali, L. Li, and A. Shrestha, “Blockchain: A literature review,” *Journal of Management Analytics*, vol. 7, no. 3, pp. 321–343, 2020.
- [40] F. Guo, X. Xiao, A. Hecker, and S. Dustdar, “Characterizing IOTA Tangle with empirical data,” in *The 2020 IEEE Global Communications Conference*, Taipei, Taiwan, 2020, pp. 1–6.
- [41] F. Guo, X. Xiao, A. Hecker, S. Dustdar, “A Theoretical Model Characterizing Tangle Evolution in IOTA Blockchain Network,” *IEEE Internet of Things Journal*, online publication, 2022, pp. 1–14. DOI: 10.1109/JIOT.2022.3207513.

- [42] H. Gupta, and D. Janakiram, “CDAG: A serialized blockdag for permissioned Blockchain,” *arXiv preprint*, 2019, arXiv:1910.08547.
- [43] A. Gupta, and V. Krishnamurthy, “Controlling transaction rate in Tangle Ledger: A principal agent problem approach,” *arXiv preprint*, 2022, arXiv:2203.05643.
- [44] M. B. Hassine, M. Kmimech, H. Hellani, and L. Sliman, “Toward a mixed Tangle-Blockchain architecture,” in *Knowledge Innovation Through Intelligent Software Methodologies, Tools and Techniques*, SoMeT, Kitakyushu, Japan, 2020, pp. 221–233.
- [45] H. Hellani, L. Sliman, M. B. Hassine, A. E. Samhat, E. Exposito, and M. Kmimech, “Tangle the Blockchain: Toward IOTA and Blockchain integration for IoT environment,” in *International Conference on Hybrid Intelligent Systems*, Bhopal, India, 2019, pp. 429–440.
- [46] H. Hellani, L. Sliman, E. Samhat, and E. Exposito, “Computing resource allocation scheme for DAG-based IOTA nodes,” *Sensors*, vol. 21, no. 14, pp. 4703, 2021.
- [47] H. Huang, W. Kong, S. Zhou, Z. Zheng, and S. Guo, “A survey of state-of-the-art on blockchains: Theories, modelings, and tools,” *ACM Computing Surveys*, vol. 54, no. 2, pp. 1–42, 2021.
- [48] C. P. Igiri, D. Bhargava, C. Udanor, and A. R. Sowah, *Blockchain versus IOTA Tangle for Internet of Things: The best architecture*, CRC Press, 2022.
- [49] M. Jay, A. Mollard, Y. Sun, R. Zheng, I. Amigo, A. Reiffers-Masson, and S. Ruano Rincón, “Utility maximisation in the Coordinator-less IOTA Tangle,” in *International Symposium on Ubiquitous Networking*, Springer, Cham, 2021, pp. 93–104.
- [50] I. Keidar, E. Kokoris-Kogias, O. Naor, and A. Spiegelman, “All you need is DAG,” in *Proceedings of the 2021 ACM Symposium on Principles of Distributed*

Computing, Association for Computing Machinery, New York, USA, 2021, pp. 165–175.

- [51] L. T. Khrais, “Comparison study of Blockchain technology and IOTA technology,” in *The Fourth International Conference on IoT in Social, Mobile, Analytics and Cloud*, Palladam, India, 2020, pp. 42–47.
- [52] B. Kuśmierz, “The first glance at the simulation of the Tangle: Discrete model. vol. 1,” *IOTA Foundation Technical Report*, pp. 1–10, 2017.
- [53] B. Kuśmierz, and A. Gal, “Probability of being left behind and probability of becoming permanent tip in the Tangle V0. 2,” *IOTA Foundation Technical Report*, vol. 1, no. 1, pp. 1–9, 2018.
- [54] B. Kuśmierz, W. Sanders, A. Penzkofer, A. Caposelle, and A. Gal, “Properties of the Tangle for uniform random and random walk tip selection,” in *2019 IEEE International Conference on Blockchain*, Atlanta, GA, USA, 2019, pp. 228–236.
- [55] B. Kuśmierz, P. Staupe, and A. Gal, “Extracting Tangle properties in continuous time via large-scale simulations,” *IOTA Found Technical Report*, 2018.
- [56] M. R. A. Lathif, P. Nasirifard, and H. A. Jacobsen, “CIDDS: A configurable and distributed DAG-based distributed ledger simulation framework,” in *Proceedings of the 19th International Middleware Conference*, Assoc Comp Machinery, Rennes, FRANCE, 2018, pp. 7–8.
- [57] S. W. Lee, and K. B. Sim, “Design and hardware implementation of a simplified DAG-based Blockchain and new AES-CBC algorithm for IoT security,” *Electronics*, vol. 10, no. 9, pp. 1127, 2021.
- [58] Q. L. Li, *Constructive Computation in Stochastic Models with Applications: The RG-Factorizations*, Springer Science & Business Media, 2010.
- [59] Q. L. Li, and J. Cao, “Two types of RG-factorizations of quasi-birth-and-death processes and their applications to stochastic integral functionals,” *Stochastic Models*, vol. 20, no. 3, pp. 299–340, 2004.

- [60] Q. L. Li, J. Y. Ma, and Y. X. Chang, “Blockchain queue theory,” in *International Conference on Computational Social Networks*, Springer, Cham, 2018, pp. 25–40.
- [61] Q. L. Li, J. Y. Ma, Y. X. Chang, F. Q. Ma, H. Yu. “Markov processes in blockchain systems,” *Computational Social Networks*, vol. 6, no. 1, pp. 1–28, 2019.
- [62] Q. L. Li, Y. X. Chang, X. Wu, and G. Zhang, “A new theoretical framework of pyramid markov processes for Blockchain selfish mining,” *Journal of Systems Science and Systems Engineering*, vol. 30, no. 6, pp. 667–711, 2021.
- [63] Q. L. Li, Y. X. Chang, and C. Zhang, “Tree representation, growth rate of Blockchain and reward allocation in Ethereum with multiple mining pools,” *IEEE Transactions on Network and Service Management*, online publication, 2022, pp. 1–19. DOI: 10.1109/TNSM.2022.3195292.
- [64] Y. Li, B. Cao, M. Peng, L. Zhang, D. Feng, and J. Yu, “Direct acyclic graph-based ledger for Internet of Things: Performance and security analysis,” *IEEE/ACM Transactions on Networking*, vol. 28, no. 4, pp. 1643–1656, 2020.
- [65] Z. Liao, S. Cheng, J. Zhang, W. Wu, J. Wang, and P. K. Sharma, “GpDB: A graph-partition based storage strategy for DAG-Blockchain in edge-cloud IIoT,” *IEEE Transactions on Industrial Informatics*, 2022, DOI: 10.1109/TII.2022.3162201
- [66] S. K. Lo, Y. Liu, S. Y. Chia, X. Xu, Q. Lu, L. Zhu, and H. Ning, “Analysis of Blockchain solutions for IoT: A systematic literature review,” *IEEE Access*, vol. 7, pp. 58822–58835, 2019.
- [67] N. A. Madenouei, *Exploring the scalability, throughput and security characteristics of the Tangle distributed ledger technology through simulation analysis*, Master of Science, York University, Canada, 2020.

- [68] S. Müller, A. Penzkofer, N. Polyanskii, J. Theis, W. Sanders, and H. Moog, “Tangle 2.0: Leaderless Nakamoto consensus on the heaviest DAG,” *arXiv preprint*, 2022, arXiv:2205.02177.
- [69] S. Nakamoto, “Bitcoin: A peer-to-peer electronic cash system,” *Decentralized Business Review*, pp. 21260, 2008.
- [70] R. Nakanishi, Y. Zhang, M. Sasabe, and S. Kasahara, “IOTA-based access control framework for the Internet of Things,” in *The 2nd Conference on Blockchain Research & Applications for Innovative Networks and Services*, IEEE, Paris, France, 2020, pp. 87–95.
- [71] Q. Nguyen, A. Cronje, M. Kong, E. Lysenko, and A. Guzev, “Lachesis: Scalable asynchronous BFT on DAG streams,” *arXiv preprint*, Aug. 2021, arXiv:2108.01900.
- [72] S. Park, and H. Kim, “DAG-based distributed ledger for low-latency smart grid network,” *Energies*, vol. 12, no. 18, pp. 3570, 2019.
- [73] S. Park, S. Oh, and H. Kim, “Performance analysis of DAG-based cryptocurrency,” in *The IEEE International Conference on Communications workshops*, IEEE, Shanghai, China, 2019, pp. 1–6.
- [74] A. Penzkofer, B. Kusmierz, A. Caposelle, W. Sanders, and O. Saa, “Parasite chain detection in the IOTA protocol,” *arXiv preprint*, Apr. 2020, arXiv:2004.13409.
- [75] A. Penzkofer, O. Saa, and D. Dziubałtowska, “Impact of delay classes on the data structure in IOTA,” in *Data Privacy Management, Cryptocurrencies and Blockchain Technology*, Springer, Cham, 2021, pp. 289–300.
- [76] M. Perešíni, F. M. Benčić, K. Malinka, and I. Homoliak, “DAG-oriented protocols PHANTOM and GHOSTDAG under incentive attack via transaction selection strategy,” *arXiv preprint*, Sep. 2021, arXiv: 2109.01102.

- [77] H. Pervez, M. Muneeb, M. U. Irfan, and I. U. Haq, “A comparative analysis of DAG-based Blockchain architectures,” in *The 12th International Conference on Open Source Systems and Technologies*, IEEE, Lahore, Pakistan, 2018, pp. 27–34.
- [78] S. Popov, “The Tangle. vol. 1,” *IOTA Foundation Technical Report*, pp. 131–156, 2016.
- [79] S. Popov, “The Tangle,” *IOTA Foundation Technical Report*, vol. 1, no. 3, pp. 1–28, 2018.
- [80] S. Popov, and W. Buchanan, “FPC-BI: Fast probabilistic consensus within Byzantine infrastructures,” *Journal of Parallel and Distributed Computing*, vol. 147, pp. 77–86, 2021.
- [81] S. Popov, H. Moog, D. Camargo, et al., “The Coordicide,” *Accessed Jan*, vol. 12, no. 18, pp. 1–30, 2020.
- [82] S. Popov, O. Saa, and P. Finardi, “Equilibria in the Tangle,” *Computers & Industrial Engineering*, vol. 136, pp. 160–172, 2019.
- [83] B. S. Reddy, and G. V. V. Sharma, “Scalable consensus protocols for PoW based Blockchain and blockDAG,” *arXiv preprint*, Jul. 2021, arXiv: 2010.05447.
- [84] V. Ramaswami, and P. G. Taylor, “Some properties of the rate perators in level dependent quasi-birth-and-death processes with countable number of phases,” *Stochastic Models*, vol. 12, no. 1, pp. 143–164, 1996.
- [85] M. A. Schett, and G. Danezis, “Embedding a deterministic BFT protocol in a block DAG,” in *Proceedings of the 2021 ACM Symposium on Principles of Distributed Computing*, Association for Computing Machinery, New York, NY, United States, 2021, pp. 177–186.
- [86] B. Shabandri, and P. Maheshwari, “Enhancing IoT security and privacy using distributed ledgers with IOTA and the Tangle,” in *The 6th International Con-*

- ference on Signal Processing and Integrated Networks*, IEEE, Noida, India, 2019, pp. 1069–1075.
- [87] J. Siim, “DAG-based distributed ledgers,” in *Research Seminar in Cryptology*, 2018, [Online]. Available: https://courses.cs.ut.ee/MTAT.07.022/2018_spring/uploads/Main/janno-report-s17-
- [88] W. F. Silvano, and R. Marcelino, “Iota Tangle: A cryptocurrency to communicate Internet-of-Things data,” *Future Generation Computer Systems*, vol. 112, pp. 307–319, 2020.
- [89] A. Spiegelman, N. Giridharan, and A. Sonnino, L. Kokoris-Kogias, “Bullshark: DAG BFT protocols made practical,” *arXiv preprint*, Apr. 2022, arXiv:2201.05677.
- [90] P. Staupe, “Quasi-analytic parasite chain absorption probabilities in the Tangle,” *IOTA Foundation Technical Report*, vol. 20, pp. 15–18, 2017.
- [91] H. Tian, H. Lin, and F. Zhang, “Design a proof of stake based directed acyclic graph chain,” in *International Conference on Frontiers in Cyber Security*, Springer, Singapore, 2020, vol. 1286, pp. 150–165, .
- [92] L. Vigneri, W. Welz, A. Gal, and V. Dimitrov, “Achieving fairness in the Tangle through an adaptive rate control algorithm,” in *The IEEE International Conference on Blockchain and Cryptocurrency*, IEEE, Seoul, Korea (South), 2020, pp. 146–148.
- [93] W. Viriyasitavat, T. Anuphaptrirong, and D. Hoonsoon, “When blockchain meets Internet of Things: Characteristics, challenges, and business opportunities,” *Journal of industrial information integration*, vol. 15, pp. 21–28, 2019.
- [94] B. Wang, Q. Wang, S. Chen, and Y. Xiang, “Security analysis on Tangle-based Blockchain through simulation,” in *Australasian Conference on Information Security and Privacy*, Perth, Australia, 2020, vol. 12248, pp. 653–663.

- [95] J. Wang, J. Yang, and B. Wang, “Dynamic balance tip selection algorithm for IOTA,” in *The IEEE 5th Information Technology, Networking, Electronic and Automation Control Conference*, IEEE, Xi’an, China, 2021, pp. 360–365.
- [96] Q. Wang, “Improving the scalability of Blockchain through DAG,” in *Proceedings of the 20th International Middleware Conference Doctoral Symposium*, Association for Computing Machinery, New York, NY, United States, 2019, pp. 34–35.
- [97] Q. Wang, T. Wang, Z. Shen, Z. Jia, M. Zhao, and Z. Shao, “Re-Tangle: A reram-based processing-in-memory architecture for transaction-based Blockchain,” in *The IEEE/ACM International Conference on Computer-Aided Design*, IEEE, Westminster, CO, USA, 2019, pp. 1–8.
- [98] Q. Wang, J. Yu, S. Chen, and Y. Xiang, “SoK: Diving into DAG-based Blockchain systems,” *arXiv preprint*, Dec. 2020, arXiv:2012.06128.
- [99] T. Wang, Q. Wang, Z. Shen, Z. Jia, and Z. Shao, “Understanding characteristics and system implications of DAG-based Blockchain in IoT environments,” *IEEE Internet of Things Journal*, vol. 9, pp. 14478–14489, 2021.
- [100] W. Wang, D. T. Hoang, P. Hu, et al., “A survey on consensus mechanisms and mining strategy management in blockchain networks,” *IEEE Access*, vol. 7, pp. 22328–22370, 2019.
- [101] H. Watanabe, T. Ishida, S. Ohashi, S. Fujimura, A. Nakadaira, K. Hidaka, and J. Kishigami, “Enhancing Blockchain traceability with DAG-based tokens,” in *The IEEE International Conference on Blockchain*, IEEE, Atlanta, GA, USA, 2019, pp. 220–227.
- [102] F. Xiang, W. Huaimin, S. Peichang, O. Xue, and Z. Xunhui, “Jointgraph: A DAG-based efficient consensus algorithm for consortium Blockchains,” *Software: Practice and Experience*, vol. 51, no. 10, pp. 1987–1999, 2021.

- [103] Z. Yin, A. Ruan, M. Wei, et al., “Streamnet: A DAG system with streaming graph computing,” in *Proceedings of the Future Technologies Conference*, San Francisco, CA, USA, 2020, vol. 2, pp. 499–522.
- [104] M. Zander, T. Waite, and D. Harz, “DAGsim: Simulation of DAG-based distributed ledger protocols,” *ACM SIGMETRICS Performance Evaluation Review*, vol. 46, no. 3, pp. 118–121, 2018.
- [105] H. Zhang, S. Leng, F. Wu, and H. Chai, “A DAG Blockchain enhanced user-autonomy spectrum sharing framework for 6G-enabled IoT,” *IEEE Internet of Things Journal*, vol. 9, no. 11, pp. 8012–8023, 2021.
- [106] Z. Zhang, D. Zhu, and B. Mi, “C-DAG: Community-assisted DAG mechanism with high throughput and eventual consistency,” in *International Conference on Wireless Algorithms, Systems, and Applications*, Springer, 2020, pp. 113–121.
- [107] L. Zhao, and J. Yu, “Evaluating DAG-based Blockchains for IoT,” in *The 18th IEEE International Conference on Trust, Security and Privacy in Computing and Communications/The 13th IEEE International Conference on Big Data Science and Engineering*, IEEE, Rotorua, New Zealand, 2019, pp. 507–513.
- [108] T. Zhou, X. Li, and H. Zhao, “DLattice: A permission-less Blockchain based on DPoS-BA-DAG consensus for data tokenization,” *IEEE Access*, vol. 7, pp. 39273–39287, 2019.
- [109] Q. Zhu, S. W. Loke, R. Trujillo-Rasua, F. Jiang, and Y. Xiang, “Applications of distributed ledger technologies to the internet of things: A survey,” *ACM computing surveys*, vol. 52, no. 6, pp. 1–34, 2019.
- [110] J. Zou, Z. Dong, A. Shao, P. Zhuang, W. Li, and A. Y. Zomaya, “3D-DAG: A high performance DAG network with eventual consistency and finality,” in *The 1st IEEE International Conference on Hot Information-Centric Networking*, IEEE, Shenzhen, China, 2018, pp. 262–263.