

Planarity of generalized ladder graphs

Hojin Chu¹, Suh-Ryung Kim¹, Homoon Ryu¹

¹ *Department of Mathematics Education, Seoul National University,
Seoul 08826, Rep. of Korea
ghwls8775@snu.ac.kr, srkim@snu.ac.kr, ryuhomun@naver.com*

Abstract

The Cartesian product of P_2 and P_n is called an n -ladder graph for a positive integer n . We call two paths P_m and P_n together with some edges each of which joins a vertex on P_m and a vertex on P_n a generalized (m, n) -ladder graph. In this paper, we completely characterize the planar generalized ladder graphs and the outerplanar generalized ladder graphs. A functigraph $C(P_n, f)$ is a generalized (n, n) -ladder graph. Consequently, our result solves the problem posed by A. Chen *et al.* (2011) to characterize planar functigraphs $C(P_n, f)$.

Keywords. Ladder graph, Generalized ladder graph, Planarity of graph, Planar embedding
2020 Mathematics Subject Classification. 05C10, 05C62

1 Introduction

In this paper, all the graphs are assumed to be undirected and simple. For a graph G , we call $V(G)$ the *vertex set* of G and $E(G)$ the *edge set* of G .

We denote a path of length $n - 1$ by P_n for a positive integer n . The Cartesian product of P_2 and P_n is called an n -ladder graph for a positive integer n . We call two paths P_m and P_n together with some edges each of which joins a vertex on P_m and a vertex on P_n a *generalized (m, n) -ladder graph*. We say that a graph is a *generalized ladder graph* if it is a generalized (m, n) -ladder graph for some positive integers m and n .

Given a generalized (m, n) -ladder graph G , we denote the two paths in G by $G_1 := u_1 u_2 \cdots u_m$ and $G_2 := v_1 v_2 \cdots v_n$. In addition, let $[G_1, G_2]$ denote the set of edges each of which joins a vertex in G_1 and a vertex in G_2 . For each edge e in $[G_1, G_2]$, we denote by $l(e)$ and $r(e)$ the indices of the end of e on G_1 and the end of e on G_2 , respectively. Furthermore, we define the following edge sets for each edge e in $[G_1, G_2]$:

$$L_G^\uparrow(e) = \{e' \in [G_1, G_2] : l(e) < l(e') \leq m\}; \quad L_G^\downarrow(e) = \{e' \in [G_1, G_2] : 1 \leq l(e') < l(e)\};$$

$$R_G^\uparrow(e) = \{e' \in [G_1, G_2]: r(e) < r(e') \leq n\}; \quad R_G^\downarrow(e) = \{e' \in [G_1, G_2]: 1 \leq r(e') < r(e)\}.$$

A graph G is said to be *planar* if there is a planar embedding which is isomorphic to G and its edges intersect only at their ends. A graph G is said to be *outerplanar* if there is a planar embedding for which all the vertices belong to the outer face. The following two theorems are well-known results for the planarity and the outerplanarity.

Theorem 1.1 (Kuratowski [1]). *A graph is planar if and only if it contains no subdivision of either K_5 or $K_{3,3}$.*

Theorem 1.2 (Chartrand and Harary [2]). *A graph is outerplanar if and only if it contains no subdivision of either K_4 or $K_{3,2}$.*

In this paper, we present the following theorems that determine the planarity and the outerplanarity of generalized ladder graphs.

Theorem 1.3. *Let G be a generalized ladder graph. Then G is planar if and only if for each edge $e \in [G_1, G_2]$, at least one of the following edge sets is empty:*

$$L_G^\uparrow(e) \cap R_G^\downarrow(e); \quad L_G^\uparrow(e) \cap R_G^\uparrow(e); \quad L_G^\downarrow(e) \cap R_G^\uparrow(e); \quad L_G^\downarrow(e) \cap R_G^\downarrow(e).$$

Theorem 1.4. *Let G be a generalized ladder graph. Then G is outerplanar if and only if one of the following holds:*

- (i) $L_G^\uparrow(e) \cap R_G^\uparrow(e) = L_G^\downarrow(e) \cap R_G^\downarrow(e) = \emptyset$ for each edge $e \in [G_1, G_2]$;
- (ii) $L_G^\uparrow(e) \cap R_G^\downarrow(e) = L_G^\downarrow(e) \cap R_G^\uparrow(e) = \emptyset$ for each edge $e \in [G_1, G_2]$.

A. Chen *et al.* [3] introduced the notion of functigraphs. Let G' and G'' be two copies of a graph G with disjoint vertex sets. In addition, let f be a function from $V(G')$ to $V(G'')$. The *functigraph* $C(G, f)$ is defined to be the graph with the vertex set $V(C(G, f)) = V(G') \cup V(G'')$ and the edge set $E(C(G, f)) = E(G') \cup E(G'') \cup \{uv: u \in V(G'), v \in V(G''), v = f(u)\}$. In the same paper, they proposed a problem to characterize planar functigraphs $C(P_n, f)$ and Theorem 1.3 solves it since a functigraph $C(P_n, f)$ is a generalized (n, n) -ladder graph.

While proving Theorem 1.3, we give a specific planar embedding of a given generalized ladder graph if it is planar. For instance, for a generalized $(15, 13)$ -ladder graph given in Figure 1, its planar embedding given in Figure 2 is obtained in the proof of Theorem 1.3.

2 Proof of Theorem 1.3

Proof of Theorem 1.3. \Rightarrow) We show the contrapositive. Let G be a generalized (m, n) -ladder graph for some positive integers m and n . Suppose that there is an edge a in $[G_1, G_2]$ such that

$$L_G^\uparrow(a) \cap R_G^\downarrow(a) \neq \emptyset, \quad L_G^\uparrow(a) \cap R_G^\uparrow(a) \neq \emptyset, \quad L_G^\downarrow(a) \cap R_G^\uparrow(a) \neq \emptyset, \quad \text{and} \quad L_G^\downarrow(a) \cap R_G^\downarrow(a) \neq \emptyset.$$

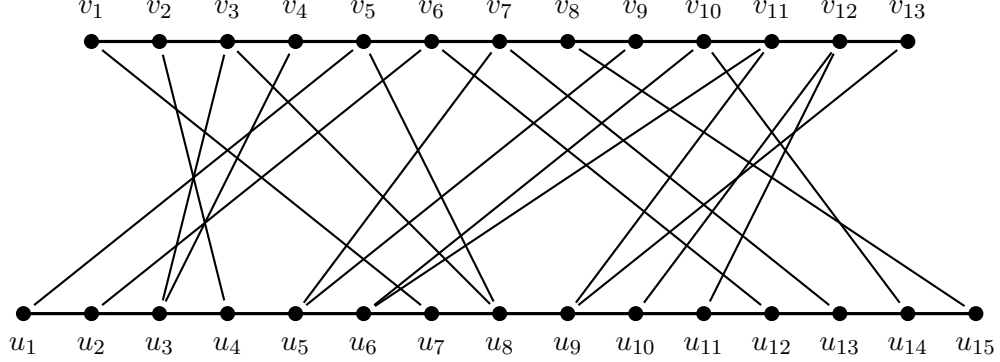


Figure 1: A generalized $(15, 13)$ -ladder graph G

Then there are edges b , c , d , and e in $[G_1, G_2]$ such that

$$b \in L_G^\uparrow(a) \cap R_G^\downarrow(a), \quad c \in L_G^\uparrow(a) \cap R_G^\uparrow(a), \quad d \in L_G^\downarrow(a) \cap R_G^\uparrow(a), \quad \text{and} \quad e \in L_G^\downarrow(a) \cap R_G^\downarrow(a).$$

That is,

$$l(d), l(e) < l(a) < l(b), l(c) \quad \text{and} \quad r(b), r(e) < r(a) < r(c), r(d).$$

Let

$$\alpha = \min\{l(d), l(e)\}; \quad \beta = \max\{l(b), l(c)\}; \quad \gamma = \min\{r(b), r(e)\}; \quad \delta = \max\{r(c), r(d)\};$$

$$\alpha' = \max\{l(d), l(e)\}; \quad \beta' = \min\{l(b), l(c)\}; \quad \gamma' = \max\{r(b), r(e)\}; \quad \delta' = \min\{r(c), r(d)\};$$

(see Figure 3 for an illustration). Now we claim that G has a $K_{3,3}$ minor. Denote the (u_α, u_β) -section of G_1 and the (v_γ, v_δ) -section of G_2 by Q_1 and Q_2 , respectively. We consider a subgraph H of G induced by the edge set

$$E(Q_1) \cup E(Q_2) \cup \{a, b, c, d, e\}.$$

Let $X = \{v_{r(a)}, u_{\alpha'}, u_{\beta'}\}$ and $Y = \{u_{l(a)}, v_{\gamma'}, v_{\delta'}\}$. We say that a path in H is *good* if its end vertices are in $X \cup Y$ and each interior vertex of H is not contained in $X \cup Y$. Then any two good paths in H are internally vertex-disjoint. For, in H , the vertices in $X \cup Y$ are the only vertices of degree 3 and the other vertices have degree 2. We will show that H is a subdivision of $K_{3,3}$ with bipartition (X, Y) . We note that in H , $v_{r(a)}$ and $u_{l(a)}$ are adjacent and there exist a $(u_{\alpha'}, u_{l(a)})$ -section of Q_1 , a $(u_{\beta'}, u_{l(a)})$ -section of Q_1 , a $(v_{r(a)}, v_{\gamma'})$ -section of Q_2 , and a $(v_{r(a)}, v_{\delta'})$ -section of Q_2 , each of which is a good path.

We take the edge f , the (v_μ, v_ν) -section of Q_2 , and (v_ρ, v_σ) -section of Q_2 where $f = u_{l(e)}v_{r(e)}$ and $(\mu, \nu, \rho, \sigma) = (r(e), \gamma', r(d), \delta')$ if $l(d) > l(e)$; $f = u_{l(d)}v_{r(d)}$ and $(\mu, \nu, \rho, \sigma) = (r(d), \delta', r(e), \gamma')$

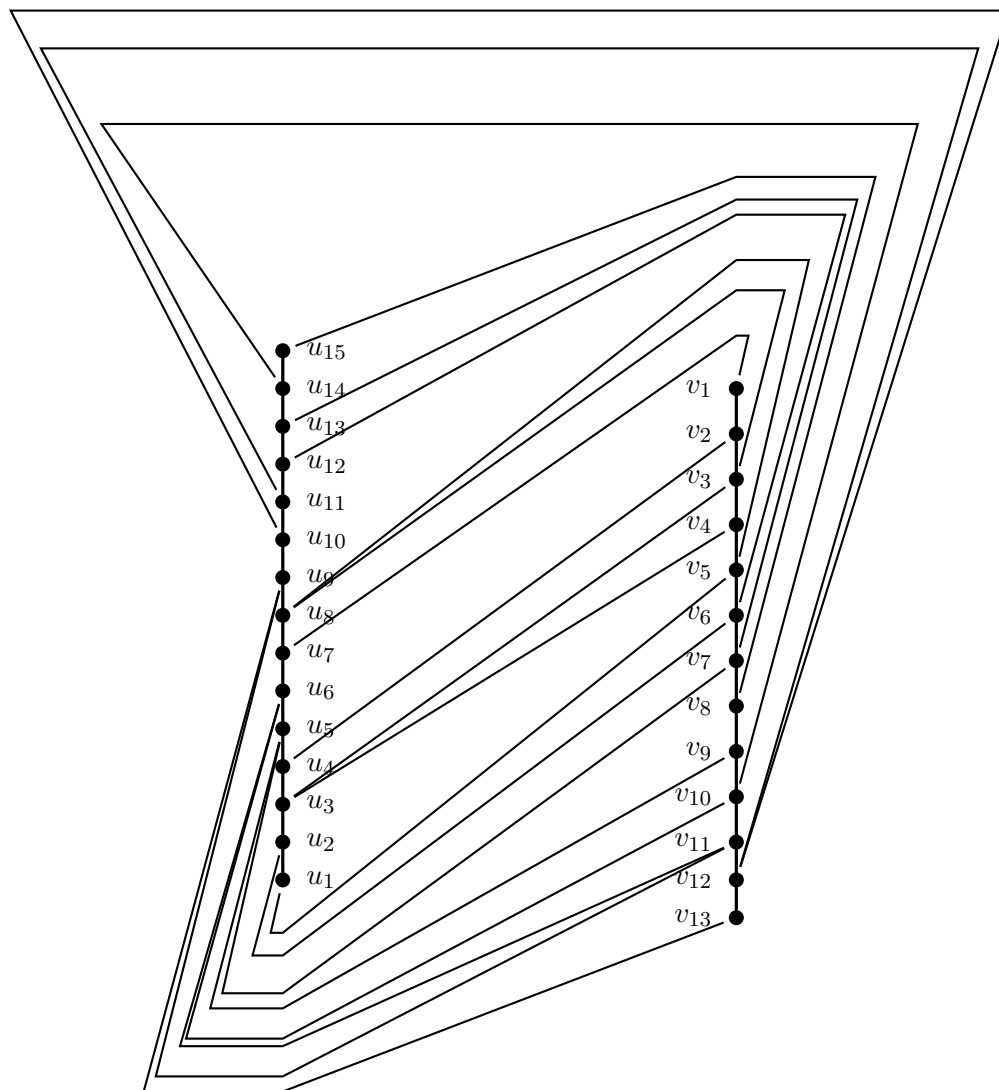


Figure 2: A planar embedding of G given in Figure 1

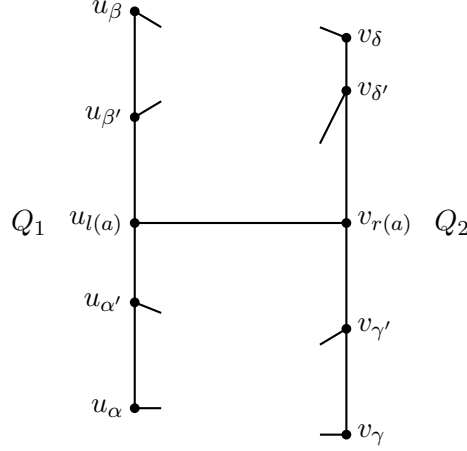


Figure 3: The subgraph H in Theorem 1.3

if $l(d) < l(e)$. Now the $(u_{\alpha'}, u_{\alpha})$ -section of Q_1 , the edge f , and (v_{μ}, v_{ν}) -section of Q_2 form a good $(u_{\alpha'}, v_{\nu})$ -path. Moreover, the edge $u_{\alpha'}v_{\rho}$ and the (v_{ρ}, v_{σ}) -section of Q_2 form a good $(u_{\alpha'}, v_{\sigma})$ -path. Thus we may obtain a good $(u_{\alpha'}, v_{\gamma'})$ -path and a good $(u_{\alpha'}, v_{\delta'})$ -path.

By symmetry, there exist a good $(u_{\beta'}, v_{\gamma'})$ -path and a good $(u_{\beta'}, v_{\delta'})$ -path in H whether $\beta' = l(b)$ or $\beta' = l(c)$. Consequently, we have shown that H is a subdivision of $K_{3,3}$ with bipartition (X, Y) . Hence, by Theorem 1.1, G is not planar.

\Leftarrow) Let G be a generalized (m, n) -ladder graph for some positive integers m and n . Suppose that for each edge $e \in [G_1, G_2]$, at least one of the following edge sets is empty:

$$L_G^{\uparrow}(e) \cap R_G^{\downarrow}(e); \quad L_G^{\uparrow}(e) \cap R_G^{\uparrow}(e); \quad L_G^{\downarrow}(e) \cap R_G^{\uparrow}(e); \quad L_G^{\downarrow}(e) \cap R_G^{\downarrow}(e).$$

Let

$$\begin{aligned} A &= \{e \in [G_1, G_2]: L_G^{\uparrow}(e) \cap R_G^{\downarrow}(e) = \emptyset\}; & B &= \{e \in [G_1, G_2]: L_G^{\uparrow}(e) \cap R_G^{\uparrow}(e) = \emptyset\}; \\ C &= \{e \in [G_1, G_2]: L_G^{\downarrow}(e) \cap R_G^{\uparrow}(e) = \emptyset\}; & D &= \{e \in [G_1, G_2]: L_G^{\downarrow}(e) \cap R_G^{\downarrow}(e) = \emptyset\}. \end{aligned} \quad (1)$$

By the assumption, $[G_1, G_2] = A \cup B \cup C \cup D$, not necessarily a disjoint union. Set

$$X = A, \quad Y = B - A, \quad Z = C - (A \cup B), \quad \text{and} \quad W = D - (A \cup B \cup C).$$

Then $[G_1, G_2]$ is a disjoint union of the sets X, Y, Z , and W .

Now, we embed the graph G in the plane as follows: (see Figure 4 for an illustration)

First, we plot the vertices of G in the following way: For each $i \in [m]$ and each $j \in [n]$, locate u_i at $(0, ni)$ and locate v_j at $(mn, m(n - j))$. Thus for each $e \in [G_1, G_2]$,

$$u_{l(e)} \mapsto (0, n \cdot l(e)) \quad \text{and} \quad v_{r(e)} \mapsto (mn, mn - m \cdot r(e)). \quad (2)$$

Then we draw a straight line from $(0, n)$ to $(0, mn)$ which represents G_1 and draw a straight line from $(mn, 0)$ to $(mn, mn - m)$ which represents G_2 .

Each edge in $[G_1, G_2]$ will be drawn as a line which is composed of line segments whose ends points belong to

$$V(G_1) \cup V(G_2) \cup X^1 \cup X^2 \cup Y^1 \cup Y^2 \cup Z^1 \cup Z^2$$

where

$$\begin{aligned} X^1 &= \{(x, y) \in \mathbb{Z} \times \mathbb{Z} : x = mn, mn < y \leq 2mn\}; \\ X^2 &= \{(x, y) \in \mathbb{Z} \times \mathbb{Z} : y = x, mn < y \leq 2mn\}; \\ Y^1 &= \{(x, y) \in \mathbb{Z} \times \mathbb{Z} : y = -x + mn, 2mn < y \leq 3mn\}; \\ Y^2 &= \{(x, y) \in \mathbb{Z} \times \mathbb{Z} : y = x, 2mn < y \leq 3mn\}; \\ Z^1 &= \{(x, y) \in \mathbb{Z} \times \mathbb{Z} : y = x, -mn \leq y < 0\}; \\ Z^2 &= \{(x, y) \in \mathbb{Z} \times \mathbb{Z} : x = 0, -mn \leq y < 0\}, \end{aligned}$$

that is,

$$\begin{aligned} X^1 &= \{(mn, mn - n + in + j) : (i, j) \in [m] \times [n]\}; \\ X^2 &= \{(mn - n + in + j, mn - n + in + j) : (i, j) \in [m] \times [n]\}; \\ Y^1 &= \{(-2mn + in - j, 3mn - in + j) : (i, j) \in [m] \times [n]\}; \\ Y^2 &= \{(3mn - in + j, 3mn - in + j) : (i, j) \in [m] \times [n]\}; \\ Z^1 &= \{(n - in - j, n - in - j) : (i, j) \in [m] \times [n]\}; \\ Z^2 &= \{(0, n - in - j) : (i, j) \in [m] \times [n]\}. \end{aligned} \tag{3}$$

For $k = 1, 2$, we denote by $x_{i,j}^k$, $y_{i,j}^k$, and $z_{i,j}^k$ the point in X^k , Y^k , and Z^k , respectively, corresponding to $(i, j) \in [m] \times [n]$. We simply write $x_{l(e),r(e)}^k$, $y_{l(e),r(e)}^k$, and $z_{l(e),r(e)}^k$ as x_e^k , y_e^k , and z_e^k , respectively, for each $e \in [G_1, G_2]$. By (3),

$$x_e^1 = (mn, mn - n + n \cdot l(e) + r(e)), \quad x_e^2 = (mn - n + n \cdot l(e) + r(e), mn - n + n \cdot l(e) + r(e)); \tag{4}$$

$$\begin{aligned} y_e^1 &= (-2mn + n \cdot l(e) - r(e), 3mn - n \cdot l(e) + r(e)), \\ y_e^2 &= (3mn - n \cdot l(e) + r(e), 3mn - n \cdot l(e) + r(e)); \end{aligned} \tag{5}$$

$$z_e^1 = (n - n \cdot l(e) - r(e), n - n \cdot l(e) - r(e)), \quad z_e^2 = (0, n - n \cdot l(e) - r(e)), \tag{6}$$

for each $e \in [G_1, G_2]$.

Given a line L and two points P, Q on L , we mark the segment S of L between P and Q by

$$P \xrightarrow{S} Q.$$

Now we are ready to describe the line representing e in $[G_1, G_2]$ precisely.

- We represent each e in X as a line consisting of line segments:

$$u_{l(e)} \xrightarrow{\Lambda_{x,1}(e)} x_e^1 \xrightarrow{\Lambda_{x,2}(e)} x_e^2 \xrightarrow{\Lambda_{x,3}(e)} v_{r(e)}.$$

- We represent each e in Y as a line consisting of line segments:

$$u_{l(e)} \xrightarrow{\Lambda_{y,1}(e)} y_e^1 \xrightarrow{\Lambda_{y,2}(e)} y_e^2 \xrightarrow{\Lambda_{y,3}(e)} v_{r(e)}.$$

- We represent each e in Z as a line consisting of line segments:

$$u_{l(e)} \xrightarrow{\Lambda_{z,1}(e)} z_e^1 \xrightarrow{\Lambda_{z,2}(e)} z_e^2 \xrightarrow{\Lambda_{z,3}(e)} v_{r(e)}.$$

- We represent each e in W as a straight line $\Lambda_w(e)$ from $u_{l(e)}$ to $v_{r(e)}$.

We will show that there is no crossing in the above drawing. To show that there is no crossing in the above drawing, it suffices to check whether some two edges in $[G_1, G_2]$ cross or not.

Take two distinct edges e and e' in X . By (4), we may check the following:

$$\begin{aligned} x_e^1 \text{ lies above } x_{e'}^1 &\iff mn + n(l(e) - 1) + r(e) > mn + n(l(e') - 1) + r(e') \\ &\iff \text{either } l(e) > l(e') \text{ or } l(e) = l(e') \text{ and } r(e) > r(e') \\ &\iff x_e^2 \text{ lies above } x_{e'}^2. \end{aligned}$$

Further, since $r(e) \geq r(e')$ if $l(e) > l(e')$ by the definition of X , the second equivalence can be restated

$$e \neq e', \ l(e) \geq l(e'), \text{ and } r(e) \geq r(e') \iff x_e^1 \text{ lies above } x_{e'}^1 \iff x_e^2 \text{ lies above } x_{e'}^2. \quad (7)$$

We note that for each edge a in X ,

$$\begin{aligned} (x, y) \in \Lambda_{x,1}(a) - \{x_a^1\} &\implies 0 \leq x < mn; \\ (x, y) \in \Lambda_{x,2}(a) - \{x_a^2\} &\implies x \geq mn \text{ and } y > x; \\ (x, y) \in \Lambda_{x,3}(a) &\implies x \geq mn \text{ and } y \leq x. \end{aligned}$$

Then noting that $\{0 \leq x < mn\}$, $\{x \geq mn, y > x\}$, and $\{x \geq mn, y \leq x\}$ are mutually disjoint. It is easy to check that there is no crossing for e and e' if and only if $\Lambda_{x,i}(e)$ and $\Lambda_{x,i}(e')$ do not cross for each $i = 1, 2, 3$. One may check that $x_e^1 \neq x_{e'}^1$ for $e \neq e'$. Without loss of generality, we may assume that x_e^1 lies above $x_{e'}^1$. Then, by (7),

- there is no crossing for $\Lambda_{x,1}(e)$ and $\Lambda_{x,1}(e')$ since $u_{l(e')}$ does not lie above $u_{l(e)}$;
- there is no crossing for $\Lambda_{x,2}(e)$ and $\Lambda_{x,2}(e')$ since x_e^2 lies above $x_{e'}^2$.

Further, there is no crossing for $\Lambda_{x,3}(e)$ and $\Lambda_{x,3}(e')$. To see why, we consider the triangle T with vertices $v_{r(e)}$, x_e^2 , and (mn, mn) . Then, by (7), $r(e) \geq r(e')$ and so $v_{r(e)}$ does not lie above $v_{r(e')}$ on the line $x = mn$. Thus $v_{r(e')}$ lies on the side of T joining $v_{r(e)}$ and (mn, mn) . Moreover, $x_{e'}^2$ lies on the side of T joining x_e^2 and (mn, mn) since $x_{e'}^2$ lies below x_e^2 on the line $y = x$. Thus $\Lambda_{x,3}(e)$ is a segment inside T and so there is no crossing for e and e' . Therefore we may conclude that the edges in X do not pairwise cross in the above drawing. By a similar argument, one can show that the same is true for each of Y , Z , and W .

Now, we consider the following regions:

$$\begin{aligned}\mathcal{R}_1 &= \{(x, y): x \geq mn\} \cup \{(x, y): 0 \leq x \leq mn, y \geq \frac{mn-n}{mn}x + n\}; \\ \mathcal{R}_2 &= \{(x, y): x \leq 0\} \cup \{(x, y): 0 \leq x \leq mn, y < \frac{mn-n}{mn}x + n\}.\end{aligned}$$

Take two edges $e \in X$ and $e' \in Z$. Then we may check that e and e' are included in \mathcal{R}_1 and \mathcal{R}_2 , respectively. Since $\mathcal{R}_1 \cap \mathcal{R}_2 \subseteq \{(x, y): x = 0 \text{ or } mn\}$, $u_{l(e)} = u_{l(e')}$ or $v_{r(e)} = v_{r(e')}$ if e and e' cross. Therefore no edge in X and no edge in Z cross. One can show that there is no crossing for an edge in Y and an edge in W by a similar argument applied to the regions

$$\{(x, y): x \leq 0 \text{ or } x \geq mn\} \cup \{(x, y): 0 \leq x \leq mn, y > mn\} \text{ and } \{(x, y): 0 \leq x \leq mn, y \leq mn\}.$$

Now, we consider the following regions:

$$\mathcal{R}_3 = \{(x, y): x \geq 0\} \cap \{(x, y): y \leq 2mn\}; \quad \mathcal{R}_4 = \{(x, y): x \leq 0\} \cup \{(x, y): y > 2mn\}.$$

Take two edges $e \in X$ and $e' \in Y$. Then we may check that e is included in \mathcal{R}_3 and $\Lambda_{y,1}(e')$ and $\Lambda_{y,2}(e')$ are included in \mathcal{R}_4 . Since $\mathcal{R}_3 \cap \mathcal{R}_4 \subseteq \{(x, y): x = 0\}$, e and $\Lambda_{y,2}(e')$ do not cross. Moreover, $u_{l(e)} = u_{l(e')}$ if e and $\Lambda_{y,1}(e')$ cross. Therefore we only need to guarantee that e and $\Lambda_{y,3}(e')$ do not cross. Since each of $u_{l(e)}$, x_e^1 , and x_e^2 lies on $\{(x, y): y \geq x\}$ by (2) and (4), $\Lambda_{x,1}(e)$ and $\Lambda_{x,2}(e)$ are included in $\{(x, y): y \geq x\}$. On the other hand, since $y_{e'}^2$ and $v_{r(e')}$ lie on $\{(x, y): y \leq x\}$ by (2) and (5), $\Lambda_{y,3}(e')$ except $y_{e'}^2$ is included in $\{(x, y): y < x\}$. Thus $\Lambda_{x,1}(e)$ and $\Lambda_{x,2}(e)$ do not cross with $\Lambda_{y,3}(e')$. To show that $\Lambda_{x,3}(e)$ and $\Lambda_{y,3}(e')$ do not cross, we claim $r(e) \leq r(e')$. By the definitions of X and Y , $L_G^\uparrow(e) \cap R_G^\downarrow(e) = \emptyset$ and $L_G^\uparrow(e') \cap R_G^\uparrow(e') = \emptyset$. If $l(e) < l(e')$, then $e' \in L_G^\uparrow(e)$ and so $e' \notin R_G^\downarrow(e)$ which implies $r(e) \leq r(e')$. If $l(e) > l(e')$, then $e \in L_G^\uparrow(e')$ and so $e \notin R_G^\uparrow(e')$ which implies $r(e) \leq r(e')$. In the case where $l(e) = l(e')$ and $r(e) > r(e')$,

$$L_G^\uparrow(e') \cap R_G^\downarrow(e') = L_G^\uparrow(e) \cap R_G^\downarrow(e') \subseteq L_G^\uparrow(e) \cap R_G^\downarrow(e) = \emptyset$$

and so $e' \in A = X$, which contradicts that X and Y are disjoint. Thus, if $l(e) = l(e')$, then $r(e) \leq r(e')$. Consequently, we have shown that $v_{r(e)}$ does not lie below $v_{r(e')}$. We also note that $y_{e'}^2$ lies above x_e^2 on the line $y = x$. Then, by just replacing $\Lambda_{x,3}(e')$ with $\Lambda_{y,3}(e')$ in the argument applied earlier for showing that there is no crossing of $\Lambda_{x,3}(e)$ and $\Lambda_{x,3}(e')$, we have

an argument for showing that $\Lambda_{x,3}(e)$ and $\Lambda_{y,3}(e')$ do not cross. Therefore we may conclude that there is no crossing for an edge in X and an edge in Y . By a similar argument, one may check that for edges $e \in Y$ and $e' \in Z$, $l(e) \geq l(e')$ and so e and e' do not cross. Thus there is no crossing for an edge in Y and an edge in Z .

Take two edges $e \in X$ and $e' \in W$. Then $L_G^\uparrow(e) \cap R_G^\downarrow(e) = \emptyset$ and $L_G^\downarrow(e') \cap R_G^\uparrow(e') = \emptyset$. Since each of x_e^1 , x_e^2 , and $v_{r(e)}$ lies on $\{(x, y): mn \geq x\}$ by (2) and (4), $\Lambda_{x,2}(e)$ and $\Lambda_{x,3}(e)$ are included in $\{(x, y): mn \geq x\}$. On the other hand, $\Lambda_w(e')$ is included in $\{(x, y): 0 \leq x \leq mn\}$. Thus $\Lambda_{x,2}(e)$ and $\Lambda_{x,3}(e)$ intersect with $\Lambda_w(e')$ only at $v_{r(e)} = v_{r(e')}$. To show that $\Lambda_{x,1}(e)$ and $\Lambda_w(e')$ do not cross, we claim $l(e) \geq l(e')$. To the contrary, suppose $l(e) < l(e')$. Then $e \in L_G^\downarrow(e')$ and $e' \in L_G^\uparrow(e)$. Since $L_G^\downarrow(e') \cap R_G^\downarrow(e') = \emptyset$ and $L_G^\uparrow(e) \cap R_G^\downarrow(e) = \emptyset$, $e \notin R_G^\downarrow(e')$ and $e' \notin R_G^\uparrow(e)$. Then $r(e) \geq r(e')$ and $r(e') \geq r(e)$. Thus $r(e) = r(e')$. By the assumption $l(e) < l(e')$, we have

$$L_G^\uparrow(e') \cap R_G^\downarrow(e') = L_G^\uparrow(e') \cap R_G^\downarrow(e) \subseteq L_G^\uparrow(e) \cap R_G^\downarrow(e) = \emptyset$$

and so $e' \in A = X$, which contradicts that X and W are disjoint. Therefore $u_{l(e')}$ does not lie above $u_{l(e)}$ on the line $x = 0$. Since x_e^1 lies above $v_{r(e')}$ on the line $x = mn$, $\Lambda_{x,1}(e)$ and $\Lambda_w(e')$ do not cross. Thus e and e' do not cross. Therefore no edge in X and no edge in W cross. By a similar argument, one may check that for edges $e \in Z$ and an edge in $e' \in W$, $r(e) \geq r(e')$ and so e and e' do not cross. Thus there is no crossing for an edge in Z and an edge in W . Hence we may conclude that the above drawing is a planar embedding of G . \square

3 Proof of Theorem 1.4

Given a generalized (m, n) -ladder graph G with paths $G_1 = u_1 \cdots u_m$ and $G_2 = v_1 \cdots v_n$, we consider the following graphs:

- the graph G^L with $V(G^L) = V(G)$ and

$$E(G^L) = E(G_1) \cup E(G_2) \cup \{u_i v_j: u_{m-i+1} v_j \in [G_1, G_2]\};$$

- the graph G^R with $V(G^R) = V(G)$ and

$$E(G^R) = E(G_1) \cup E(G_2) \cup \{u_i v_j: u_i v_{n-j+1} \in [G_1, G_2]\};$$

- the graph G^S with $V(G^S) = \{u_i, v_j: 1 \leq i \leq n, 1 \leq j \leq m\}$ and

$$E(G^S) = \{u_i u_{i+1}: 1 \leq i \leq n-1\} \cup \{v_j v_{j+1}: 1 \leq j \leq m-1\} \cup \{u_i v_j: u_j v_i \in [G_1, G_2]\}.$$

It is obvious that G^L , G^R , and G^S are generalized ladder graphs isomorphic to G such that

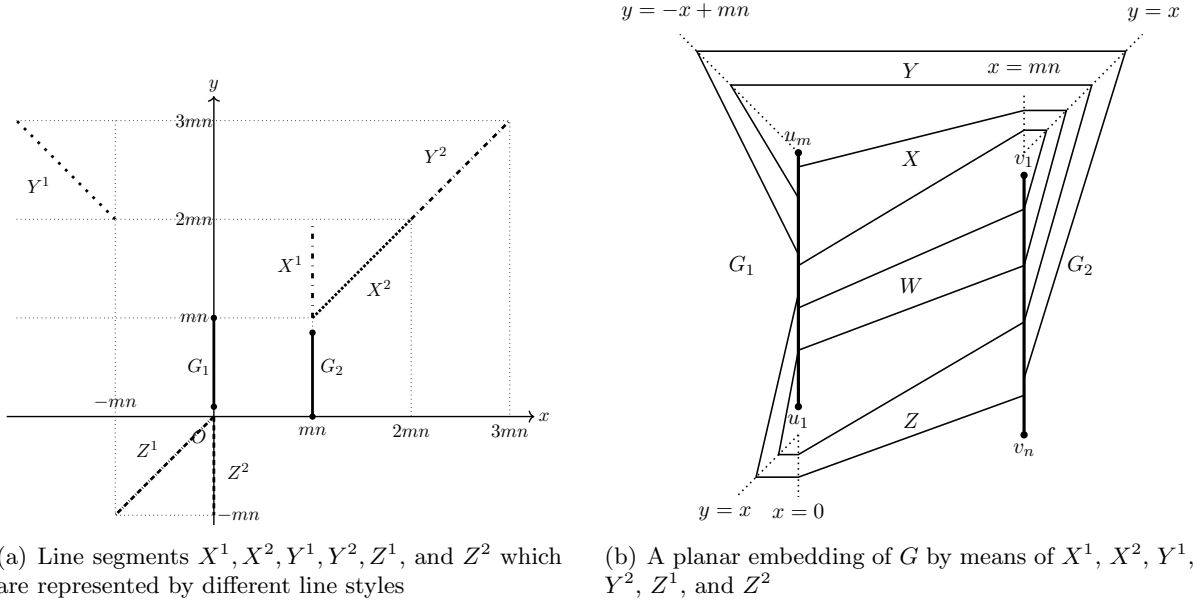


Figure 4: A planar embedding of G in the “if” part of Theorem 1.3

- a generalized (m, n) -ladder graph G^L with paths $G_1^L = u_1 \cdots u_m$ and $G_2^L = v_1 \cdots v_n$;
- a generalized (m, n) -ladder graph G^R with paths $G_1^R = u_1 \cdots u_m$ and $G_2^R = v_1 \cdots v_n$;
- a generalized (n, m) -ladder graph G^S with paths $G_1^S = u_1 \cdots u_n$ and $G_2^S = v_1 \cdots v_m$.

Accordingly, given a statement σ regarding a generalized ladder graph G , σ is equivalent to each of the following statements:

- (L) the statement obtained from σ by replacing the sets L_G^\uparrow and L_G^\downarrow with the sets L_G^\downarrow and L_G^\uparrow , respectively;
- (R) the statement obtained from σ by replacing the sets R_G^\uparrow and R_G^\downarrow with the sets R_G^\downarrow and R_G^\uparrow , respectively;
- (S) the statement obtained from σ by replacing the sets $L_G^\uparrow, L_G^\downarrow, R_G^\uparrow$, and R_G^\downarrow with the sets $R_G^\uparrow, R_G^\downarrow, L_G^\uparrow$, and L_G^\downarrow , respectively.

Lemma 3.1. *Let G be a generalized ladder graph. Then G is not outerplanar if there is an edge e in $[G_1, G_2]$ satisfying the following:*

- (a) $L_G^\uparrow(e) \cap R_G^\uparrow(e) \neq \emptyset$ or $L_G^\downarrow(e) \cap R_G^\downarrow(e) \neq \emptyset$;

(b) $L_G^\uparrow(e) \cap R_G^\downarrow(e) \neq \emptyset$ or $L_G^\downarrow(e) \cap R_G^\uparrow(e) \neq \emptyset$.

Proof. Let G be a generalized (m, n) -ladder graph for some positive integers m and n . Suppose that there is an edge e in $[G_1, G_2]$ satisfying the hypothesis, that is, one of the following holds:

- (i) $L_G^\uparrow(e) \cap R_G^\downarrow(e) \neq \emptyset$ and $L_G^\uparrow(e) \cap R_G^\uparrow(e) \neq \emptyset$;
- (ii) $L_G^\downarrow(e) \cap R_G^\uparrow(e) \neq \emptyset$ and $L_G^\uparrow(e) \cap R_G^\uparrow(e) \neq \emptyset$;
- (iii) $L_G^\uparrow(e) \cap R_G^\downarrow(e) \neq \emptyset$ and $L_G^\downarrow(e) \cap R_G^\downarrow(e) \neq \emptyset$;
- (iv) $L_G^\downarrow(e) \cap R_G^\uparrow(e) \neq \emptyset$ and $L_G^\downarrow(e) \cap R_G^\downarrow(e) \neq \emptyset$.

By (S), the case (i) is equivalent to the case (ii). By (R), the case (iii) is equivalent to the case (ii). By (L), the case (iv) is equivalent to the case (i). Thus it suffices to show that (i) implies G being not outerplanar. Now we assume the case (iii). Then $L_G^\uparrow(e) \cap R_G^\downarrow(e) \neq \emptyset$ and $L_G^\downarrow(e) \cap R_G^\downarrow(e) \neq \emptyset$ and so there are edges a and b such that

$$a \in L_G^\uparrow(e) \cap R_G^\downarrow(e) \quad \text{and} \quad b \in L_G^\downarrow(e) \cap R_G^\downarrow(e),$$

that is,

$$l(b) < l(e) < l(a) \quad \text{and} \quad \max\{r(a), r(b)\} < r(e).$$

We claim that G has a $K_{3,2}$ minor. Let

$$\alpha = \min(r(a), r(b)) \quad \text{and} \quad \alpha' = \max(r(a), r(b)).$$

Denote the $(u_{l(b)}, u_{l(a)})$ -section of G_1 and the $(v_\alpha, v_{r(e)})$ -section of G_2 by Q_1 and Q_2 , respectively. We consider a subgraph H of G induced by the edge set

$$E(Q_1) \cup E(Q_2) \cup \{a, b, e\}.$$

Let $X = \{u_{l(a)}, u_{l(b)}, v_{r(e)}\}$ and $Y = \{u_{l(e)}, v_{\alpha'}\}$. As we defined in the proof of Theorem 1.3, we say that a path in H is *good* if its end vertices are in $X \cup Y$ and it contains no interior vertex in $X \cup Y$. Then any two good paths in H are internally disjoint since, in H , the vertices in $X \cup Y$ are the only possible vertices of degree 3 and the other vertices have degree 2. We will show that H is a subdivision of $K_{3,2}$ with bipartition (X, Y) . We note that in H , $v_{r(e)}$ and $u_{l(e)}$ are adjacent and there exist a $(u_{l(a)}, u_{l(e)})$ -path, a $(u_{l(b)}, u_{l(e)})$ -path, and a $(v_{r(e)}, v_{\alpha'})$ -path each of which is a good path.

If $\alpha' = r(c)$ for some $c \in \{a, b\}$, the edge c is a good $(u_{l(c)}, v_{\alpha'})$ -path while the edge d and the $(v_\alpha, v_{\alpha'})$ -section of Q_2 form a good $(u_{l(d)}, v_{\alpha'})$ -path where $\{c, d\} = \{a, b\}$. Thus there are good $(u_{l(a)}, v_{\alpha'})$ -path and $(u_{l(b)}, v_{\alpha'})$ -path. Therefore we have shown that H is a subdivision of $K_{3,2}$ with bipartite (X, Y) . Hence, by Theorem 1.2, G is not outerplanar. \square

Proof of Theorem 1.4. \Rightarrow) We show the contrapositive. Let G be a generalized (m, n) -ladder graph for some positive integers m and n . Suppose that there are edges e and f in $[G_1, G_2]$ such that

$$\begin{aligned} L_G^\uparrow(e) \cap R_G^\uparrow(e) \neq \emptyset \quad \text{or} \quad L_G^\downarrow(e) \cap R_G^\downarrow(e) \neq \emptyset; \\ L_G^\uparrow(f) \cap R_G^\downarrow(f) \neq \emptyset \quad \text{or} \quad L_G^\downarrow(f) \cap R_G^\uparrow(f) \neq \emptyset. \end{aligned} \tag{8}$$

If $e = f$, then G is not outerplanar by Lemma 3.1. Suppose that e and f are distinct. If $l(e) < l(f)$ and $r(f) < r(e)$ (resp. $l(f) < l(e)$ and $r(e) < r(f)$), then $f \in L_G^\uparrow(e) \cap R_G^\downarrow(e)$ (resp. $f \in L_G^\downarrow(e) \cap R_G^\uparrow(e)$) and so G is not outerplanar by Lemma 3.1 applied to e . If $l(e) < l(f)$ and $r(e) < r(f)$ (resp. $l(f) < l(e)$ and $r(f) < r(e)$), then $e \in L_G^\downarrow(f) \cap R_G^\uparrow(f)$ (resp. $e \in L_G^\uparrow(f) \cap R_G^\downarrow(f)$) and so G is not outerplanar by Lemma 3.1 applied to f . Thus we conclude that if $l(e) \neq l(f)$ and $r(e) \neq r(f)$, then G is not outerplanar.

Now we assume that either $l(e) = l(f)$ or $r(e) = r(f)$. By (S), the case of $l(e) = l(f)$ is equivalent to the case of $r(e) = r(f)$. Moreover, by (L) and the symmetry of e and f , the case where $l(e) = l(f)$ and $r(e) < r(f)$ is equivalent to the case where $l(e) = l(f)$ and $r(f) < r(e)$. Thus it suffices to consider the case where $l(e) = l(f)$ and $r(e) < r(f)$.

Assume that

$$l(e) = l(f) \quad \text{and} \quad r(e) < r(f).$$

Note that by (8), there are edges a and b in $[G_1, G_2]$ such that

$$a \in \left(L_G^\uparrow(e) \cap R_G^\uparrow(e) \right) \cup \left(L_G^\downarrow(e) \cap R_G^\downarrow(e) \right)$$

and

$$b \in \left(L_G^\uparrow(f) \cap R_G^\downarrow(f) \right) \cup \left(L_G^\downarrow(f) \cap R_G^\uparrow(f) \right).$$

If $a \in L_G^\downarrow(e) \cap R_G^\downarrow(e)$, then $l(a) < l(e) = l(f)$ and $r(a) < r(e) < r(f)$ and so $a \in L_G^\downarrow(f) \cap R_G^\downarrow(f)$, which implies that G is not outerplanar by Lemma 3.1 applied to f . If $b \in L_G^\downarrow(f) \cap R_G^\uparrow(f)$, then $l(b) < l(f) = l(e)$ and $r(b) > r(f) > r(e)$ and so $b \in L_G^\downarrow(e) \cap R_G^\uparrow(e)$, which implies that G is not outerplanar by Lemma 3.1 applied to e . Suppose that

$$a \in L_G^\uparrow(e) \cap R_G^\uparrow(e) \quad \text{and} \quad b \in L_G^\uparrow(f) \cap R_G^\downarrow(f),$$

that is,

$$e \in L_G^\downarrow(a) \cap R_G^\downarrow(a) \quad \text{and} \quad f \in L_G^\downarrow(b) \cap R_G^\uparrow(b).$$

Thus, by Lemma 3.1, to claim that G is not outerplanar, it is sufficient to show that one of the following set contains an element:

$$\begin{aligned} & L_G^\uparrow(a) \cap R_G^\downarrow(a); \quad L_G^\downarrow(a) \cap R_G^\uparrow(a); \quad L_G^\uparrow(b) \cap R_G^\uparrow(b); \quad L_G^\downarrow(b) \cap R_G^\downarrow(b); \\ & L_G^\uparrow(e) \cap R_G^\downarrow(e); \quad L_G^\downarrow(e) \cap R_G^\uparrow(e); \quad L_G^\uparrow(f) \cap R_G^\uparrow(f); \quad L_G^\downarrow(f) \cap R_G^\downarrow(f). \end{aligned}$$

We also note that

$$l(e) = l(f) < \min\{l(a), l(b)\}, \quad r(e) < r(a), \quad \text{and} \quad r(b) < r(f).$$

If $r(a) < r(f)$ (resp. $r(b) > r(e)$), then $f \in L_G^\downarrow(a) \cap R_G^\uparrow(a)$ (resp. $e \in L_G^\downarrow(b) \cap R_G^\downarrow(b)$). If $r(a) > r(f)$ (resp. $r(b) < r(e)$), then $a \in L_G^\uparrow(f) \cap R_G^\uparrow(f)$ (resp. $b \in L_G^\uparrow(e) \cap R_G^\downarrow(e)$). Assume that $r(a) = r(f)$ and $r(b) = r(e)$. Then

$$r(b) = r(e) < r(a) = r(f).$$

If $l(a) < l(b)$ (resp. $l(b) < l(a)$), then $b \in L_G^\uparrow(a) \cap R_G^\downarrow(a)$ (resp. $a \in L_G^\uparrow(b) \cap R_G^\uparrow(b)$).

Suppose $l(a) = l(b)$. Then

$$l(e) = l(f) < l(a) = l(b).$$

By the edge a (resp. e) in $[G_1, G_2]$, $u_{l(a)}$ and $v_{r(a)}$ (resp. $u_{l(e)}$ and $v_{r(e)}$) are adjacent. Since $l(f) = l(e)$ and $r(f) = r(a)$ (resp. $l(b) = l(a)$ and $r(b) = r(e)$), $u_{l(e)}$ and $v_{r(a)}$ (resp. $u_{l(a)}$ and $v_{r(e)}$) are adjacent by the edge f (resp. b) in $[G_1, G_2]$. Now, the edges $u_{l(a)}v_{r(a)}$, $u_{l(e)}v_{r(e)}$, $u_{l(e)}v_{r(a)}$, $u_{l(a)}v_{r(e)}$, the $(u_{l(e)}, u_{l(a)})$ -section of G_1 , and the $(v_{r(e)}, v_{r(a)})$ -section of G_2 form a K_4 -minor of G . Therefore, by Theorem 1.2, G is not outerplanar and this completes the proof of the “only if” part.

\Leftarrow) Let G be a generalized (m, n) -ladder graph for some positive integers m and n . Suppose that one of the following holds:

- (i) $L_G^\uparrow(e) \cap R_G^\downarrow(e) = L_G^\downarrow(e) \cap R_G^\uparrow(e) = \emptyset$ for each edge $e \in [G_1, G_2]$;
- (ii) $L_G^\uparrow(e) \cap R_G^\uparrow(e) = L_G^\downarrow(e) \cap R_G^\downarrow(e) = \emptyset$ for each edge $e \in [G_1, G_2]$.

By (R), the case (i) is equivalent to the case (ii). Thus it suffices to show that (i) implies G being outerplanar. We assume the case (i). Then

$$L_G^\uparrow(e) \cap R_G^\downarrow(e) = L_G^\downarrow(e) \cap R_G^\uparrow(e) = \emptyset \quad \text{for each edge } e \in [G_1, G_2]. \quad (9)$$

Now we embed the graph G in the plane as follows:

- Plot the vertices of G by locating u_i and v_j at $(0, i)$ and $(1, j)$, respectively, for each $i \in [m]$ and each $j \in [n]$.
- Draw a straight line from $(0, 1)$ to $(0, m)$ which represents G_1 and draw a straight line from $(1, 1)$ to $(1, n)$ which represents G_2 .
- Draw a straight line from $u_{l(e)}$ to $v_{r(e)}$ representing each edge $e \in [G_1, G_2]$.

To show that there is no crossing in the above drawing, it suffices to check whether some two edges in $[G_1, G_2]$ cross or not. Take two distinct edges e and e' in $[G_1, G_2]$. Then $l(e) \neq l(e')$ or $r(e) \neq r(e')$. We first consider the former case. Without loss of generality, assume $l(e) < l(e')$. Then $e' \in L_G^\uparrow(e)$. Since $L_G^\uparrow(e) \cap R_G^\downarrow(e) = \emptyset$ by (9), $e' \notin R_G^\downarrow(e)$. Thus $r(e) \leq r(e')$. Then either $v_{r(e')} = v_{r(e)}$ or $v_{r(e')}$ lies above $v_{r(e)}$ on the line $x = 1$. Since $u_{l(e')}$ lies above $u_{l(e)}$ on the line $x = 0$, just in case where e and e' cross, they only intersect at the point $v_{r(e')} = v_{r(e)}$. Now we consider the latter case, that is, $r(e) \neq r(e')$. By a similar argument, one may check that if e and e' intersect, they only intersect at the point $u_{l(e')} = u_{l(e)}$. Thus there is no accidental crossing for distinct two edges in $[G_1, G_2]$. Therefore the above drawing is a planar embedding of G .

It is easy to check that each edge of G is contained in the region

$$\mathcal{R} = \{(x, y) : 0 \leq x \leq 1\}.$$

Thus the outer face contains the region $\mathbb{R}^2 - \mathcal{R}$. Since each vertex of G lies on $\partial\mathcal{R}$, the outer face contains every vertex of G . Hence the above drawing is an outerplanar embedding of G . \square

4 Acknowledgement

This work was supported by Science Research Center Program through the National Research Foundation of Korea(NRF) Grant funded by the Korean Government (MSIP)(NRF-2022R1A2C1009648 and 2016R1A5A1008055). Especially, the first author was supported by Basic Science Research Program through the National Research Foundation of Korea(NRF) funded by the Ministry of Education (NRF-2022R1A6A3A13063000).

References

- [1] J.A. Bondy and U.S.R. Murty, *Graph Theory*, New York: Springer (2008), 268-275.
- [2] G. Chartrand and F. Harary, *Planar permutation graphs*, Ann. Inst. Henri Poincaré **3** (1967), 433-438.
- [3] A. Chen, D. Ferrero, R. Gera, and E. Yi, *Functigraphs: an extension of permutation graphs*, Math. Bohem. **136**, No. 1 (2011) 27-37.