

# Common Problems and Effects of Feedback on Fun When Programming Ozobots in Primary School

Luisa Greifenstein  
University of Passau  
Passau, Germany

Isabella Graßl  
University of Passau  
Passau, Germany

Ute Heuer  
University of Passau  
Passau, Germany

Gordon Fraser  
University of Passau  
Passau, Germany

## ABSTRACT

Computational thinking is increasingly introduced at primary school level, usually with some form of programming activity. In particular, educational robots provide an opportunity for engaging students with programming through hands-on experiences. However, primary school teachers might not be adequately prepared for teaching computer science related topics, and giving feedback to students can often be challenging: Besides the content of the feedback (e.g., what problems have to be handled), the way the feedback is given is also important, as it can lead to negative emotional effects. To support teachers with the way of giving feedback on common problems when teaching programming with robotics, we conducted a study consisting of seven workshops with three third and four fourth grade primary school classes. Within seven different activities, the 116 primary school children first programmed the Ozobot Evo robot in the pen-and-paper mode and then on a digital device. Throughout these activities we collected data on the problems the students encountered, the feedback given, and the fun they experienced. Our analysis reveals eight categories of problems, which we summarise in this paper together with corresponding possible feedback. We observed that problems that are urgent or can harm the students' self-efficacy have a negative impact on how enjoyable an activity is perceived. While direct instruction significantly decreased the experienced fun, hints had a positive effect. Generally, we found programming the Ozobot Evo to be encouraging for both girls and boys. To support teachers, we discuss ideas for giving encouraging feedback on common problems of Ozobot Evo programming activities and how our findings transfer to other robots.

## CCS CONCEPTS

• **Social and professional topics** → **Software engineering education; K-12 education;** • **Software and its engineering** → **Visual languages.**

## KEYWORDS

Block-based programming, Feedback, Fun, Interest, Motivation, Ozobot Evo, Physical Programming, Primary Education, Robotics

## ACM Reference Format:

Luisa Greifenstein, Isabella Graßl, Ute Heuer, and Gordon Fraser. 2022. Common Problems and Effects of Feedback on Fun When Programming Ozobots in Primary School. In *Proceedings of the 17th Workshop in Primary and Secondary Computing Education (WiPSCE '22)*, October 31-November 2, 2022, Morschach, Switzerland. ACM, New York, NY, USA, 10 pages. <https://doi.org/10.1145/3556787.3556860>

## 1 INTRODUCTION

Computer science related topics are increasingly taught in primary schools around the world [24], and programming is commonly used as a vehicle to promote different aspects of computational thinking [36]. This, however, challenges primary school teachers [19], who have to cover many subjects without specialising in all of them, such that they often lack subject knowledge [57]. This problem is further exacerbated by the ongoing debate about the appropriate approach for teaching programming in primary schools: Programming concepts can be taught unplugged, using computers, or with physical approaches using programmable robots and microcontrollers. Even within the specific domain of programming with robotics, new educational robots emerge regularly [12, 61].

The lack of appropriate subject knowledge particularly affects the ability to provide feedback [19] and to assist when learners face challenges such as debugging their programs [42, 68]. Especially for giving corrective and meaningful feedback, content knowledge as well as pedagogical content knowledge are needed: Elaborated feedback includes, e.g., explanations of concepts or hints on how to proceed [43], for which a prerequisite is to understand the root cause of the problem experienced by the learner; in other words, a teacher needs to be able to debug the problem on the fly. Consequently, one aim of this paper is to shed light on what are common problems encountered in primary school programming activities, in order to adequately prepare teachers to provide feedback on them.

While corrective feedback on problems is crucial in the learning process, it however might interfere with the experienced fun: Fun is strongly related to intrinsic motivation [35] and intrinsic motivation can be decreased by corrective feedback [67]. This is problematic, as (1) intrinsic motivation is needed to develop individual interest and to pursue a learning goal independent of extrinsic rewards [56, 67], and (2) motivation and interest are considered some of the most important aims of programming in primary schools [19] in general. Moreover, fun activities can lead to situational interest that represents the earlier phases of interest development [52]. As a consequence, motivating approaches such as game-based and active learning [3, 58] are commonly used in the primary school classroom [21]. Since giving students corrective feedback might affect the fun the students experience, the second aim of this paper is

Permission to make digital or hard copies of all or part of this work for personal or classroom use is granted without fee provided that copies are not made or distributed for profit or commercial advantage and that copies bear this notice and the full citation on the first page. Copyrights for components of this work owned by others than ACM must be honored. Abstracting with credit is permitted. To copy otherwise, or republish, to post on servers or to redistribute to lists, requires prior specific permission and/or a fee. Request permissions from [permissions@acm.org](mailto:permissions@acm.org).

WiPSCE '22, October 31-November 2, 2022, Morschach, Switzerland

© 2022 Association for Computing Machinery.

ACM ISBN 978-1-4503-9853-4/22/10...\$15.00

<https://doi.org/10.1145/3556787.3556860>

to understand whether the different problems and different tutoring types of feedback have an effect on fun.

As introducing children to programming early can reduce or even avoid prejudices and fears [61, 64], it is a common strategy to encourage girls in particular to become enthusiastic about programming [1, 61]. This is expected to increase their self-efficacy and STEM-related confidence [2, 9] while overcoming their anxiety of the perceived male dominated computer science and associated negative stereotypes [1, 33]. In order to support these efforts, it is important to understand how the problems girls experience affect them. Therefore, a third aim of this paper is to investigate whether any gender-specific differences can be observed with respect to problems and fun experienced.

In this paper, we evaluate the combination of corrective feedback on common problems and encouraging students via Ozobot Evo programming activities:

**RQ 1:** Where do primary school children need support with Ozobot Evo programming activities?

**RQ 2:** Do primary school children that receive feedback on a specific problem or via a specific tutoring component have less fun?

**RQ 3:** Does gender have an effect on problems or fun?

To answer these research questions, we conducted a study consisting of seven workshops with 41 third and 75 fourth grade students. They were tasked to perform seven programming activities with the Ozobot Evo robot. The students noted their experienced fun and we noted the students' problems and our feedback. To support teachers with giving corrective feedback in an encouraging learning climate, we summarise the students' problems and our ideas for appropriate and efficient feedback.

Our results indicate that feedback should, whenever possible, include the participation of the students, for example by giving hints without revealing the solution. Moreover, feedback on urgent problems that need to be solved quickly to complete the task, or problems that might be attributed to personal abilities (and thus might decrease self-efficacy) tend to be more discouraging than feedback on other problems. This is why we suggest that especially task constraints or difficult concepts should be clearly addressed in front of the class or adequately prepared in additional material.

## 2 RELATED WORK

The context of our study is primary school education, where the introduction of programming concepts is frequently conducted using programmable robots such as the Ozobot Evo.

### 2.1 Educational Use of Robots

The educational use of microcontrollers and robots in general has been shown to enhance learning and engage students in STEM fields [4, 5, 15, 31, 48]. Regarding primary school teachers, the results are rather mixed [32]: They are significantly less enthusiastic about using educational robots than secondary school teachers [50]. This might be attributed to their low confidence and lacking knowledge observed at the beginning of workshops on robots: both have been observed to increase throughout the course of such workshop [28, 29].

### 2.2 Teacher Training on Robotics

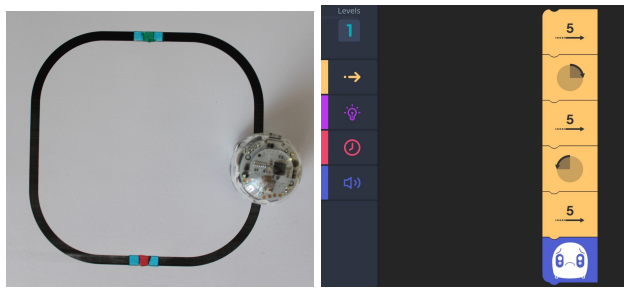
Generally, teacher training is the most common strategy of experienced teachers to master teacher-related challenges [19]. For researchers and in particular teacher trainers, the question on how to design a workshop for teachers emerges. Experienced teachers prefer teacher training that promotes both content knowledge and pedagogical content knowledge (PCK) [19]. Regarding the PCK, supporting individual students is considered a main challenge that is further exacerbated by the lack of time, diagnostic skills of teachers, open-ended nature of programming and ratio of students to teachers [41, 57, 68]. Teachers should therefore be supported with dealing with common problems by providing appropriate teacher training or ideas for auxiliary material for the students.

### 2.3 Robots and Feedback

There are many studies on the effects of different robots in the primary school classroom such as LEGO WeDo [39], the mBot [47], or Bee-Bot [10]. Recent studies focused, e.g., on feedback regarding the productive collaboration between students [70] or a gender-neutral design of the robot [61]. However, only few studies focused on the problems experienced while introducing robots, e.g., with the Arduino programming syntax, the malfunction of digital pins [73] or the controllability of the Thymio II robot [54]. To the best of our knowledge, there is no prior work explicitly focusing on how to support teachers with giving feedback on the programming activities, neither for Ozobot robots, nor for others. There are, however, several experience reports [6, 14, 17, 30, 38, 46, 62, 63, 69]: While these reports mention some flaws, they nevertheless clearly recommend the use of Ozobots because of its positive effects. This is why we aim at bridging these two aspects by measuring the experienced fun, but also investigating the effects of common problems and their associated feedback.

### 2.4 Effective Feedback and Fun

For feedback to be effective, it has to fulfil certain criteria such as being timely and actionable [66]. The latter implies that giving praise or grades does not suffice to support students in improving [67]. Instead, elaborated feedback should be given, e.g., in terms of hints, explanations or guiding questions [43]. Generally, corrective feedback might at the same time hamper learning as it can impair motivational aspects [67]. This is crucial, as less motivated learners process corrective feedback worse [16]. To improve the processing of corrective feedback, one common assumption is that the students should enjoy the activities. Motivation and fun are correlated as "intrinsic motivation is defined as the doing of an activity for its inherent satisfactions [...]" [56] and "when intrinsically motivated a person is moved to act for the fun or challenge entailed [...]" [56]. Fun activities have also been shown to be an effective intrinsic motivator in programming education [34, 54]. Positive emotions during learning activities raise situational interest, which in turn can lead to individual interest in the long term [52] as "individual interest is characterized by positive emotions, such as enjoyment, personal meaningfulness, knowledge, and continued engagement over time" [53]. To strike a balance between corrective feedback and fun, thus to enable learning but at the same time reaching the goal of getting children interested in programming [19], feedback should



(a) Ozobot Evo's path of activity 3. (b) OzoBlockly code for activity 7.

**Figure 1: The two programming modes.**

also be given in an encouraging way. While there are profound findings on the encouraging effects of positive feedback [16, 23], in this paper, we look at ways how to give corrective feedback in an encouraging way.

## 2.5 Gender in Robotics

When it comes to increasing the ratio of women in STEM disciplines, it is relevant to understand how children learn to program with robots and thus address potential gender-specific behaviours in the most effective way. In the field of robot programming, boys have been reported to perform better than girls in more advanced tasks such as repeat-loops with KIWIE robotics kit, while no difference was found in basic tasks [60, 61]. This may be a result of boys having more exposure to conventional “male” toys, and thus are more interested in robotics and take more risks in programming than girls [61, 64]. In addition, girls and boys have different learning approaches, methods and expectations in programming; for example, girls prefer discussing and debating in groups more than boys [45, 55, 64]. In this context, pair programming can help to increase enthusiasm and learning outcomes in programming in primary school [26]. In learning groups, it has been shown that students’ grades are slightly better in same-sex groups than in mixed groups [71] and all-female groups are more engaged with tasks and follow instructions better [40, 61, 72]. Overall, quick positive feedback in tasks may result in a higher engagement of girls in programming activities [64].

## 3 THE OZOBOT PROGRAMMING WORKSHOP

In order to enable our investigations, we designed a workshop that introduces primary school children to programming using the popular Ozobot Evo robots.

### 3.1 The Ozobot Evo Robot

We decided to use the Ozobot Evo robot (see Fig. 1a) especially because it can be programmed in two ways. In both modes, the Ozobot Evo’s actuators and sensors enable sounds, flashing, and moving in various ways such as zigzagging or U-turns.

**3.1.1 The Pen-and-paper Mode.** In the pen-and-paper mode, the Ozobot Evo can be controlled via colours and colour codes (see Fig. 1a). It follows coloured lines and its lights change according

to the colour of the line. The colour codes consist of two or three small coloured segments that are inserted into a line and offer more possibilities: There are predefined colour codes for controlling the speed, direction, finish, special moves, timers and counters<sup>1</sup>.

**3.1.2 Programming with Digital Devices.** The Ozobot Evo can also be programmed via the app “Ozobot Evo” or a web interface<sup>2</sup>. Both options include the block-based programming language “OzoBlockly”. The blocks are separated into categories and levels and can be drag-and-dropped to implement a program (see Fig. 1b). While we mainly used level 1 which contains few and only graphical blocks with numbers, in the levels 2–5 many textual blocks and further categories such as “Functions” and “List” are available. The programs of the app are transferred to the Ozobot Evo via Bluetooth.

## 3.2 Ozobot Evo Activities

The workshop is designed for a duration of 90 minutes, or roughly two lessons. During this time, the students perform seven Ozobot Evo activities in the procedure suggested by Körber et al. [30] and summarised in Fig. 2. These activities are based on teaching material available online and consist of six pen-and-paper mode activities<sup>3</sup> and one digital mode activity<sup>4</sup>. Whenever a student or group of students completes an activity early, they can spend some time drawing their own lines for the robot to follow.

## 3.3 Learning Objectives

The workshops of 90 minutes each aimed at the students...

- getting to know sensors and actuators of a robot,
- using abstraction to match desired behaviour of the robot and available colour codes,
- observing the robot while executing a path in a specific order and loops in circles,
- debugging a given sequence in a block-based environment,
- collaborating with each other to develop a solution,
- and moreover, enjoying their first programming experience.

The children first elaborated on each activity in pairs and to consolidate the learning objectives, we discussed the children’s observations in class (see Fig. 2).

## 4 RESEARCH METHOD

Using the Ozobot Evo workshop, we aim to empirically answer our research questions specified at the end of Section 1.

### 4.1 Participants

We conducted seven workshops with a total of 116 children aged eight to ten years; 41 students were in the third grade, and 75 in the fourth grade. In total, there were 55 girls, and 61 boys. Whenever possible, we split them into groups of two (mostly the seatmates). This resulted in 19 all-female, 23 all-male, 12 mixed groups (consisting of one girl and one boy), and 8 students worked individually.

<sup>1</sup><https://play.ozobot.com/print/guides/ozobot-ozocodes-reference.pdf>, last accessed June 3, 2022

<sup>2</sup><https://ozobot.com/create/ozoblockly>, last accessed June 3, 2022

<sup>3</sup><https://storage.googleapis.com/ozobot-lesson-library/3-5-basic-training-color-codes/3-5-Basic-Training-Color-Codes-full-version.pdf>, last accessed June 3, 2022

<sup>4</sup><https://storage.googleapis.com/ozobot-lesson-library/ozoblockly-training-k-1/ozoblockly-training-k-1.pdf>, last accessed June 3, 2022

<b>0: Introduction</b>	<b>1+2: Line-Following</b>	<b>3+4: Commands</b>
<ul style="list-style-type: none"> <li>🗨️ Collecting prior knowledge on robots</li> <li>👥 Exploring equipment of Ozobot Evo</li> <li>🗨️ Collecting findings</li> </ul>	<ul style="list-style-type: none"> <li>👥 Inserting black (worksheet 1) and coloured lines (worksheet 2)</li> <li>🗨️ Reflecting on the colour sensor</li> </ul>	<ul style="list-style-type: none"> <li>👥 Inserting given colour codes (worksheet 3 and 4)</li> <li>🗨️ Reflecting on the symmetry</li> </ul>
<b>5: Randomness</b>	<b>6: Controlling</b>	<b>7: OzoBlockly</b>
<ul style="list-style-type: none"> <li>👥 Tracking the arrival colour (worksheet 5/left)</li> <li>🗨️ Collecting the data</li> <li>👥 Inserting a code from the table (worksheet 5/right)</li> </ul>	<ul style="list-style-type: none"> <li>👥 Inserting suitable colour codes (worksheet 6)</li> </ul>	<ul style="list-style-type: none"> <li>🗨️ Executing sequences using printed commands</li> <li>👥 Demonstrating the OzoBlockly app</li> <li>👥 Debugging an erroneous program (worksheet 7)</li> </ul>

👥 = working in pairs; 🗨️ = class discussion

Figure 2: Overview of the Programming Workshop Schedule described in Section 3.2.

Team	Workshop	Problem	Feedback

Figure 3: Columns of the sheet used to take notes.

## 4.2 Data Collection

In every workshop, three to four supervisors were available to answer students’ questions. In total, there were two male and six female supervisors, including three researchers and five undergraduates in the field of computer science and teaching studies. None of them knew the children before which may result in less individualised but therefore also more neutral feedback as if the feedback was given by the teacher.

For each activity (Fig. 2), the children first received an explanation and then performed it. When they encountered a problem they raised a hand, and one of us then gave feedback to this group until they overcame their difficulties. Immediately after each conversation we took a note of it on the sheet shown in Fig. 3. After each activity (Fig. 2), each child filled in the “Fun Toolkit”, which measures fun with children efficiently, as it requires only little writing and reading [49]. We implemented the Fun Toolkit using the “Smileyometer” (Fig. 4a) and the “Again Again Table” (Fig. 4b).

## 4.3 Data Analysis

In order to answer the three main research questions, we consider the two sources of data: The supervisor notes on problems and feedback, and the student perception measured with the Fun Toolkit.

**4.3.1 Students’ Problems and Supervisors’ Feedback.** The notes on the students’ problems and supervisors’ feedback provided us with qualitative data on which we applied thematic analysis [8]. We collected themes, then counted them and in a final step again related them to the original data and our research questions. To ensure inter-rater reliability ( $K = 0.65$ ), two authors independently annotated all qualitative data. To categorise the problems that the students faced (RQ1), we used the third column of the notes (Fig. 3) where the supervisor noted the students’ statements and the actual issue. To answer RQ2 we additionally categorised the notes on the supervisors’ feedback (fourth column of Fig. 3) extending the tutoring strategies by Narciss [43].

**4.3.2 Correlation of Supervisors’ Feedback and Students’ Fun.** The “Again Again Table” and the “Smileyometer” (Fig. 4) both contain

scales that have to be filled for each activity summarised in Fig. 2. This provides us with two values between 0 and 4, respectively 0 and 2, per child and activity. We compared the means to find correlations between being given specific feedback and the experienced fun. Moreover, the values of the used point-biserial correlation coefficient  $r_{pb}$  can range from -1 to 1—indicating the most negative (-1) to no (0) to the most positive correlation (1).

**4.3.3 Gender Differences.** Besides the overall classification of problems, we further aim to determine if the group constellations have an influence on the occurrence of these problems (RQ3). After the thematic analysis, we therefore used a Kruskal-Wallis H test to measure significant differences between the three group constellations (female only, male only, mixed). We calculated  $\eta^2$  to measure the effect size. If  $\eta^2 > 0.14$  there are large,  $\eta^2 > 0.06$  there are medium and  $\eta^2 > 0.01$  there are small effects. We also measured statistical differences between gender and between the group constellations using a Wilcoxon Rank Sum test with  $\alpha = 0.05$  and calculated  $r$  to measure the effect size. If  $r > 0.5$  there are large effects,  $r > 0.3$  there are medium and  $r > 0.1$  there are small effects.

## 4.4 Limitations

The limitations mostly result from the workshop design, which is one specific workshop which lasts only 90 minutes. However, even short lessons can increase interest in programming [51]. Teaching programming with Ozobot robots for a longer time might reveal further recurring problems as well as problems to be solved only once. Furthermore, our workshop focused on the pen-and-paper-mode (activities 1 to 6) but in subsequent lessons, more block-based programming activities could follow activity 7. This might shift the focus of the problems from robot-specific content to algorithmic control structures. Besides the problems, it might also be interesting to see how the fun develops over time and if (not) using the pen-and-paper mode in introductory lessons affects the experienced fun of further lessons.

## 5 RESULTS

Using the data collected throughout the seven workshops, we empirically answer our three main research questions.

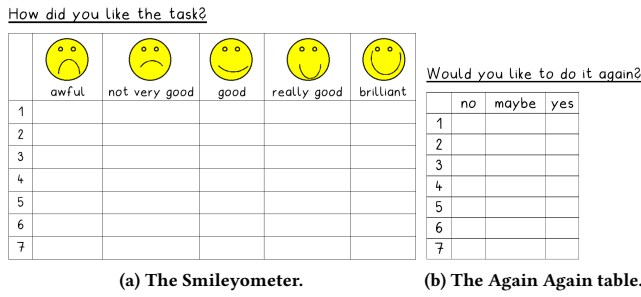


Figure 4: The Fun Toolkit used to measure experienced fun.

Table 1: Problems encountered by the students regarding the individual activities.

	P1	P2	P3	P4	P5	P6	P7	P8
Activity 1	4	0	5	0	0	0	0	0
Activity 2	6	0	7	0	0	0	0	0
Activity 3	4	2	1	1	0	0	0	2
Activity 4	1	4	0	0	0	0	0	0
Activity 5	6	10	8	4	2	3	0	2
Activity 6	17	26	8	21	25	10	0	0
Activity 7	9	0	2	0	0	3	15	6

Table 2: Tutoring feedback type given by the supervisors ordered by frequency and related to the problems experienced by the primary school children.

	P1	P2	P3	P4	P5	P6	P7	P8
T1: Explanations	21	7	14	15	11	12	2	2
T2: Stickers	0	38	2	11	8	5	0	0
T3: Direct Instruction	10	0	8	1	1	1	10	2
T4: Hints	10	2	3	7	7	1	2	0
T5: Other	6	0	4	1	3	0	1	6
T6: Guiding questions	9	1	1	0	5	2	0	0

### 5.1 RQ 1: Problems and Support

To answer RQ1 we consider the supervisors’ notes (Fig. 3). Table 1 and Table 2 summarise the problems encountered by the primary school children, and relate them to the activities respectively the corresponding tutoring feedback type given. The categorisation of the feedback resulted in six different categories that are inspired by Narciss’ tutoring feedback strategies [43] and listed by their frequency:

- **T1: Explanations** describe general clarifications on the task or the robot.
- **T2: Stickers** refer to problems where a student error required white stickers to hide the mistake and let the students re-do the task.
- **T3: Direct Instruction** refers to information on specific steps to achieve a certain task, for example when using the app.
- **T4: Hints** describe suggestions that indicate how to complete the task.

- **T5: Other** refers to feedback not matching any of the above categories.
- **T6: Guiding questions** can be used to help students arrive at a solution on their own.

The categorisation of problems resulted in eight distinct categories (P1–P8), which are discussed in detail in the following in the order of their frequency starting with the most frequent, together with the forms of feedback used. The problems are discussed in the context of the associated activities that are summarised in Fig. 2.

5.1.1 *P1: Understanding of the Activity.* The most frequent problems encountered by primary school children deal with understanding the activity. For all activities, some students of the workshops had difficulties understanding the task constraints (P1, Table 1). It often was sufficient to give an explanation, hints or guiding questions to the students as feedback (T1, T4 and T6, Table 2). In case of major comprehension problems, direct instruction was needed (T3, Table 2).

5.1.2 *P2: Wrong Colour Code.* Wrong colour codes occur not only because of misinterpreted directions or U-turns (P5 and P6) but also by accidentally copying codes incorrectly—especially for activity 6 where five different codes had to be inserted (P2, Table 1). To enable the students to proceed, a new worksheet—especially if there are many mistakes—or a sticker can be given (T2, Table 2).

5.1.3 *P3: Ozobot Evo Specific Aspects.* Another common problem deals with the characteristics of the Ozobot Evo such as its sensors and actuators. As can be seen in Table 2 (T1), giving explanations on these concepts is the most frequently chosen kind of feedback. Direct instruction on how to deal with the Ozobot Evo’s characteristics was also necessary sometimes (T3, Table 2). In activities 5 and 6, the children had to choose colour codes on their own for the first time (P3, Table 1). This led to some groups being confused by one colour code described as “jumping”. Another frequent issue when dealing with colour codes relates to drawing a custom line that was also experienced in another workshop [18]: It is important to draw a long enough single-coloured line before and after every code to ensure that the Ozobot Evo’s sensors recognise the respective colour code.

5.1.4 *P4: Reading Directions.* Students often recognised the issue of the reading directions on their own stating “In what order do we have to draw the colours?” or “We should have started with green”. The support, however, differs: In the first case, the teacher should explain the concept and in the latter, the teacher just has to hand out a sticker to cover the wrong code (T1 and T2, Table 2). While the codes could mostly be drawn in the same order as specified, in activity 6, the students had to put themselves into the perspective of the robot: If the robot arrives at the code from the right side, the code has to be drawn the other way round which made activity 6 complex regarding spatial thinking (P4, Table 1).

5.1.5 *P5: U-turns.* Also for activity 6, U-turns were introduced—which seem to be difficult to understand, also because there are two colour codes for U-turns (P5, Table 1). In most interactions regarding U-turns, explanations were given, accompanied by white stickers to correct errors where necessary (T1 and T2, Table 2). This

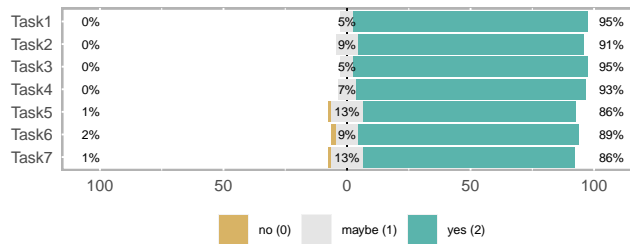


Figure 5: Values of the Again Again table.

enables students to cover the wrong code and draw a new colour code.

5.1.6 *P6: Direction.* Turning or moving into a specific direction was an issue in activities 5 to 7 (P6, Table 1). However, students saying, e.g., “It’s not going to the left” could require different explanations depending on the misconceptions of the students (T1, Table 2). While some groups simply confused left and right, others did not mind that the Ozobot Evo turns randomly at crossings if there is no corresponding colour code. These issues were solved with explanations of the directions or the randomness. When codes were already drawn, stickers also have a supporting effect (T2, Table 2).

5.1.7 *P7: App.* During activity 7, we demonstrated the relevant features of the OzoBlockly app (P7, Table 1). However, some groups needed further direct instruction on deleting blocks and running the program, or information on programming sequences (T3, Table 2).

5.1.8 *P8: Other Aspects.* There are further technical and organisational aspects such as the Ozobot Evo not driving anymore which is not due to a conceptual understanding of the students, but for other reasons such as the Ozobot Evo not being turned on or an empty battery (which happens frequently in the digital mode [38]). This comparatively trivial problem can best be clarified quickly by explanations or by replacing the Ozobot Evo (T1 and T5, Table 2).

**Summary (RQ1)** The eight common problems can be generalised to different degrees: For other learning robots, it might also be important to ensure a general understanding of the activity and the app and have explanations for directional movements. When programming the Ozobot Evo, many common problems can be solved by providing white stickers and spare robots.

## 5.2 RQ 2: Feedback and Fun

To answer RQ2 we consider the data of the Again Again table and the Smileyometer. Fig. 5 and Fig. 6 show the distribution regarding the activities that are summarised in Fig. 2.

5.2.1 *Measured Fun.* Generally, the values of fun are very high with a mean of 1.9 for the Again Again table and 3.72 for the Smileyometer. These values might be considered when looking at Table 3. Generally, most students wanted to perform the respective activity again and considered it “brilliant” or “really good” (see Fig. 6). The activities 1 and 3 are rated best in the Again Again table with 1.95 on average and activities 5 and 7 are rated worst with 1.85 on average. In the Smileyometer, activity 4 is rated best with 3.81 on

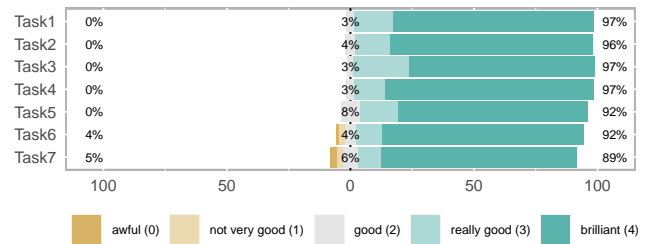


Figure 6: Values of the Smileyometer.

Table 3: Number of problems and associated fun ratings.

AT = Again Again Table, S = Smileyometer

Coefficients associated with statistically significant *p*-values are bold.

Problem	#Total	AT	$r_{pb}$	S	$r_{pb}$
P1: Task understanding	89	1.85	0.03	3.31	<b>0.18</b>
P2: Wrong colour code	58	1.81	0.08	3.59	0
P3: Ozobot Evo specific	62	1.88	-0.01	3.83	<b>-0.12</b>
P4: Reading direction	61	1.84	0.04	3.71	-0.06
P5: U-turns	48	1.97	-0.1	3.8	<b>-0.1</b>
P6: Direction	50	1.82	0.06	3.69	-0.05
P7: App	42	1.86	0.02	3.32	<b>0.11</b>
P8: Other	7	2	-0.05	3.86	-0.04

average and activity 7 is rated worst with 3.6. Even though there is no significant difference, the individual bad ratings of activity 7 could be caused by different factors: Activity 7 was the last activity of each workshop, which is why there often was insufficient time to transition properly from the pen-and-paper mode to the digital mode and the digital mode itself. This might have overwhelmed some children, and it might be interesting to research good ways of transitioning and how this might affect the experienced fun when programming digitally. Another explanation might be that some students might not have had sufficient time to draw their own path in the pen-and-paper mode (because they did not complete other activities early enough to do this additional task). Nevertheless the ratings for activity 7 are still good (see Fig. 5 and Fig. 6) and the slight differences might just derive from the pen-and-paper mode being especially engaging.

5.2.2 *Relation between Problems and Fun.* Table 3 lists the means of the fun ratings associated with having received feedback on specific problems, and the correlation between fun and number of problems of a type. As is common the case with survey questions for this target age group, the ratings are generally very positive (see Fig. 5 and Fig. 6). Table 3 shows that having experienced a problem and thus having received feedback can however lead to worse fun ratings (indicated by  $r_{pb}$  values above 0) but also to better fun ratings (indicated by  $r_{pb}$  values below 0). We therefore take a closer qualitative look at the individual means and relate them to the groups’ problems.

Receiving feedback on rather technical and organisational issues (“P8: Other”) did not affect the experienced fun negatively (Again Again table:  $p = 0.345$ ,  $r_{pb} = -0.05$ ; Smileyometer:  $p = 0.376$ ,

**Table 4: Number of tutoring type and associated fun ratings.**

AT = Again Again Table, S = Smileyometer

Coefficients associated with statistically significant  $p$ -values are bold.

Tutoring type	#Total	AT	$r_{pb}$	S	$r_{pb}$
T1: Explanations	167	1.86	0.05	3.58	0.01
T2: Stickers	97	1.83	0.07	3.63	-0.03
T3: Direct instruction	74	1.84	0.05	3.37	<b>0.13</b>
T4: Hints	63	1.94	-0.07	3.9	<b>-0.17</b>
T5: Other	50	1.94	-0.07	3.65	-0.03
T6: Guiding questions	31	1.9	-0.02	3.37	0.08

$r_{pb} = -0.04$ ). One explanation might be that, e.g., an empty battery does not harm self-efficacy as these problems are out of the students' control and rather easy to solve. For all other problems, students might attribute the problem, and with that the corrective feedback, to their own abilities. This might lead to a reduced intrinsic motivation as the students might not feel competent and autonomous [56].

Within the problems that might be attributed to the students' abilities, the urgency of the problem might explain most differences regarding how much the activities were liked. Many problems are less urgent such as Ozobot Evo specific problems (P3), or U-turns (P5), as they are rather concerned with one specific code or concept and the students might meanwhile perform another part of the activity. However, if the task is not understood (P1) or the app cannot be used (P7), the students are not able to proceed. When having experienced one of these problems, the students rated the likeability of the respective activity significantly worse (P1:  $p = .001$ ,  $r_{pb} = 0.18$ ; P7:  $p = 0.022$ ,  $r_{pb} = 0.11$ ). As supporting students is a time-consuming and common challenge in the computer science classroom [41, 68], students might have to wait for supervisors or teachers. It seems that this does not strongly affect the students' intention to perform the activity again but it comparatively often negatively affects the rating if the students liked it (Table 3). This might be because having to wait for corrective feedback to proceed might be frustrating [66] and thus reduce the likeability of the activity. These observations match the general result that having received feedback led to significantly worse ratings with the Smileyometer than not having received feedback ( $p = 0.029$ ,  $r_{pb} = 0.11$ ). Our data of the Again Again table (Table 3) however indicate that fun and learning do not have to be mutually exclusive: Besides likeability (measured with the Smileyometer), the endurance of the engagement (measured with the Again Again table) is another characteristic of fun activities [49]. Our results show that the students want to have further time to apply and practice the respective activity again which might indicate an interest in learning more about it. This matches findings that having received corrective feedback helps to acquire further skills and knowledge [67] and thus enables learning. As the workshop aims at several learning objectives (see Section 3), giving corrective feedback is crucial. However, the way of how to give corrective feedback should be considered.

**5.2.3 Relation between Tutoring Component and Fun.** Table 4 lists the means of the fun ratings associated with having received feedback via a specific tutoring component, and the correlation between fun and how much of the feedback type was received. It shows that

**Table 5: Means of fun for each activity for girls and boys.**

AT = Again Again Table, S = Smileyometer

m = male students, f = female students

	A1		A2		A3		A4		A5		A6		A7	
	AT	S	AT	S	AT	S	AT	S	AT	S	AT	S	AT	S
m	1.93	3.77	1.9	3.75	1.93	3.7	1.9	3.74	1.93	3.77	1.85	3.6	1.86	3.64
f	1.96	3.78	1.93	3.8	1.96	3.75	1.96	3.89	1.76	3.62	1.91	3.79	1.83	3.55

**Table 6: P-values, effect sizes and means of encountered problems regarding group constellations.**

m2 = all-male groups, f2 = all-female groups, fm = mixed groups

	P1	P2	P3	P4	P5	P6	P7	P8	P1 to P8
$p$	0.154	0.888	0.447	0.093	0.806	0.029	0.651	0.341	0.312
$\eta^2$	0.03	-0.03	-0.01	0.05	-0.03	0.1	-0.02	0	0.01
m2	0.39	0.52	0.26	0.26	0.39	0.17	0.22	0.13	3.3
f2	0.68	0.47	0.42	0.58	0.37	0.32	0.26	0.05	4.37
fm	0.33	0.5	0.5	0.5	0.5	0.58	0.33	0	3.83

having received tutoring does not necessarily lead to worse fun ratings. We again take a closer qualitative look at the individual means and relate them to the tutoring component.

The mean ratings of the Again Again table are not substantially affected by tutoring components (Table 4). For the Smileyometer, there are statistically significant differences: When students received direct instruction, the activity is liked significantly less ( $p = 0.01$ ,  $r_{pb} = 0.13$ ). This matches results that direct instruction is less motivating than, e.g., more cooperative or project-based learning [11, 22]. However, direct instruction is proven to be very effective, which is why modern and less strict forms such as Explicit Direct Instruction in Programming suggested by Hermans and Smit might be an appropriate solution [25].

Hints, on the contrary, affected the Smileyometer ratings in a positive way ( $p = .001$ ,  $r_{pb} = -0.17$ ). Giving hints involves the children to think and thus gives them a partial autonomy in their learning which might increase their intrinsic motivation [56]. As is known from automated hints during programming, hints are especially effective when they include a self-explanation prompt [37].

**Summary (RQ2)** Our results indicate that corrective feedback can lead to worse fun ratings if the feedback is urgently needed and might harm self-efficacy. Tutoring components such as direct instruction can lead to worse, and hints to better fun ratings. While the intention to perform an activity again tends to be only slightly reduced, the likeability of an activity can be significantly reduced by having received corrective feedback.

### 5.3 RQ 3: Effects of Gender

Since introducing programming at primary school level is one of the strategies of addressing the issue of underrepresented groups, we are specifically interested in understanding whether the problems encountered differ based on gender-related group constellations. Table 6 shows whether the group constellation had an effect on the number of a specific problem.

There is only one statistically significant difference: Mixed groups needed feedback significantly more often on the problem of moving or turning into a specific direction (P6) ( $p = 0.029$ ,  $\eta^2 = 0.1$ ). Regarding the overall number of experienced problems, there is no statistically significant difference between all-female, all-male and mixed groups ( $p = 0.312$ ,  $\eta^2 = 0.01$ ). Thus, the workshop tends to be equally challenging for all group constellations. Other studies found gender differences for more complex tasks, but basic tasks were also performed similarly well [60, 61]. Our experiences match these results as the Ozobot Evo programming activities deal with introductory tasks and topics such as sequences.

Considering fun, on average over all activities girls and boys liked programming with Ozobot Evo robots similarly with the Smileyometer mean of 3.74 for female and 3.71 for male students (Table 5). Only for activity 5, boys rated it significantly better with the Again Again table than girls ( $p = 0.019$ ,  $r = 0.19$ ). This activity includes more letting the Ozobot Evo drive and less actively drawing something (see Fig. 2) which might cause gender-specific differences. For the group constellations there are no significant differences but very similar results for all-female groups (Again Again table: 1.9, Smileyometer: 3.75), all-male groups (Again Again table: 1.9, Smileyometer: 3.69) and mixed groups (Again Again table: 1.88, Smileyometer: 3.72). The workshop tends to be very enjoyable for both girls and boys. That matches former results where the Ozobot robot raised the interest of young female learners [18].

**Summary (RQ3)** Programming the Ozobot Evo is suitable for encouraging girls as the course was evaluated positively regardless of gender. Our results indicate that mixed groups might need more feedback on directional movements.

## 6 DISCUSSION

We found several common problems (RQ 1) that can lead to worse fun ratings when the feedback on them is urgently needed or when the feedback is given via direct instruction (RQ 2). As the fun ratings are generally very high, this course fulfils its goal of fostering children's initial interest in programming, both for girls and boys (RQ 3). Different categories of motivation appear to play a role while children are acting, learning and achieving goals. One category deals with explaining children's engagement and investment. Since enjoyment is a well established reason in this context (see Eccles' Expectancy-Value Theory) [65], we investigate the development of fun during our intervention. Further research is needed to examine the relations between positive emotions and learning when giving corrective feedback to students working with educational robots.

### 6.1 Addressing Common Problems in Advance

In RQ 1, we explored common problems so that teachers can build knowledge on them and prepare auxiliary material in advance to counteract the challenge of supporting students [19, 57, 68]. Some problems could be addressed in class and we discuss if this applies to other programming activities, too.

To reduce the requests for feedback on the understanding of the task, a presentation or worksheet with task constraints might support students to remember and understand it. Parental support can also redirect to the task, e.g., when programming with the

KIBO robotics kit [51], and could be realised in the form of a visitor's day [19], while guiding questions on the task were rather overwhelming when programming Thymio robots [13].

Introductory tasks often deal with robotic movements, e.g., for Lego Mindstorms, the Bee-Bot or the Thymio robot [7, 27, 54]. To understand the path of the robot, the students can be encouraged to put themselves into the view of the robot, walking the path step by step or rotating the map with the path. Moreover, the start and end point could be emphasised verbally and/or highlighted in colour for the students to remember. For robots that include "jumps" in their features, such as the Ozobot Evo, one can make clear in advance—if the robots do not really jump in the air—that they do not have elastic springs. The actuators are often discussed as an initial activity of a robotic workshop [30, 54].

While the colour codes are pre-programmed for the Ozobot Evo, tasks for other robots also often deal with coloured lines, e.g., line-following or reacting to colours [27, 54, 59]. To provide an initial hands-on experience, some colour codes could be programmed by the educator for other robots, too. This would allow sequences or loops to be easily visualised by the robot's path without immediately opening the black box. Moreover, the difference between static code (= path with colour codes) and running code dynamically (= robot moving along the path) could be addressed explicitly as it can be shown in a comprehensible way. After that, for the transitioning from a non-digital to the digital programming mode, one could combine both modes by an animation: The colour codes could be replaced by commands and put in the form of a script.

### 6.2 Giving Encouraging Feedback

Renninger [52] proposed a phase model of interest development, that starts with phases describing situational interest. According to this model, positive feelings are helpful to maintain situational interest. This matches the aim of promoting interest when programming in the primary school classroom [19]. While the Ozobot Evo and the workshop setting generally had positive effects on the children's fun, we still found differences depending on the specific problem and tutoring component given to the children in RQ 2.

To raise situational interest, feedback should ensure that the children are granted to solve their problem autonomously to some extent. We found that hints should be preferred over direct instruction. As the basic human needs of autonomy, relatedness, and competence are crucial for building intrinsic motivation [56], we focussed on hints that empowered children to solve the problem without direct instruction of the teacher. In our setting this is done in a co-constructive process enabling children to experience success when solving problems. Crucial for this process are hints that are reasonably balanced between being too unspecific and revealing the solution directly. Timing is another critical factor that needs to be considered: Feedback should on the one hand be given timely [66], but on the other hand slightly delayed so that the students are not relying solely on feedback [13]. Finally we suggest that all information which cannot at all be figured out independently and/or is not crucial for the specific learning process should be given in front of the whole class rather than being part of an individual feedback.



### 6.3 Preparing Material for Individual Students

In RQ 3, we found that gender has no major effect on problems or fun. Still, other factors of heterogeneity might cause different kind of problems such as some groups needing support in the earlier activities while most groups didn't (see Table 1). To reach all students, experienced teachers differentiate their learning material [19] and we discuss how this applies to robot programming activities.

Not all specific problems should be addressed in detail in front of the class as students should first have the chance of solving a problem on their own. To support struggling students, auxiliary material can be given to them. This might save time during lessons, but preparing it of course takes time beforehand. When programming a robot requires using an app, general features such as connecting robots or deleting code should be explained. Additionally, explanations of further potential issues should be outsourced. One idea is to use edited screen captures addressing subproblems.

When struggling to find the correct (colour) code, hints or guiding questions could be printed out. There are somewhat ambiguous results regarding these tutoring feedback types: While hints when programming might be useful in an educational context [20, 44], effects of guiding questions might depend on their meta-cognitive complexity and the learners' self-direction [13]. When wrong (colour) codes have been used, the code has to be tested and debugged iteratively. For the Ozobot Evo robots, stickers are a common way to handle colour code mistakes [17] (Table 2). This refers to, e.g., deleting a block in a block-based programming environment. Generally, it might be useful to have a dedicated desk where auxiliary material, e.g., stickers or explanatory sheets, are provided.

## 7 CONCLUSIONS

In order to explore what are the problems that primary school children encounter while working with Ozobot Evo robots, which corrective feedback can be used to address these problems, and to what extent this influences the fun, we conducted seven workshops with 41 third and 75 fourth graders with the Ozobot Evo robot. We observed that most of the problems were caused by task constraints and wrong (colour) codes. We found that the corrective feedback on the problems partially influenced the fun—depending on the type of the problem and the tutoring component: We therefore suggest to give prepared hints rather than using direct instruction.

Overall, the course was evaluated very positively by the students, regardless of gender. We conclude that an introductory programming course with Ozobot Evo robots can be equally enjoyable for girls and boys. As a next step, we plan to evaluate auxiliary material for common problems when programming the Ozobot Evo and to study the effects of self-selected feedback on the students' self-efficacy, fun and learning when building and programming another robot. Moreover, we suggest to offer more advanced subsequent courses—such as parent-child courses—in the future in order to promote a more well-developed individual interest.

## ACKNOWLEDGMENTS

This work is supported by the Federal Ministry of Education and Research through project “primary::programming” (01JA2021) as part of the “Qualitätsoffensive Lehrerbildung”, a joint initiative of the Federal Government and the Länder. The authors are responsible for the content of this publication.

## REFERENCES

- [1] Efthimia Aivaloglou and Felienne Hermans. 2019. How Is Programming Taught in Code Clubs? Exploring the Experiences and Gender Perceptions of Code Club Teachers. In *Proceedings of the 19th Koli Calling International Conference on Computing Education Research (Koli Calling '19)*. Association for Computing Machinery, Koli, Finland, 1–10.
- [2] K. Albusays, P. Bjorn, L. Dabbish, D. Ford, E. Murphy-Hill, A. Serebrenik, and M.-A. Storey. 2021. The Diversity Crisis in Software Development. *IEEE Software* 38, 2 (March 2021), 19–25.
- [3] Karen Anewalt. 2008. Making CS0 fun: an active learning approach using toys, games and Alice. *Journal of Computing Sciences in Colleges* 23, 3 (2008), 98–105.
- [4] Saira Anwar, Nicholas Alexander Bascou, Muhsin Menekse, and Asefeh Kardgar. 2019. A systematic review of studies on educational robotics. *Journal of Pre-College Engineering Education Research (J-PEER)* 9, 2 (2019), 2.
- [5] Fabiane Barreto Vavassori Benitti. 2012. Exploring the educational potential of robotics in schools: A systematic review. *Computers & Education* 58, 3 (2012), 978–988.
- [6] Martina Benvenuti, Sara Giovagnoli, and Elvis Mazzoni. 2019. Using educational robot to enhance the potential of creative thinking in children. In *PSYCHOBOT*.
- [7] Idoia Beraza, Alfredo Pina, and Barbara Demo. 2010. Soft & Hard ideas to improve interaction with robots for Kids & Teachers. *Proceedings of SIMPAR (2010)*, 549–557.
- [8] Manfred Max Bergman. 2010. Hermeneutic content analysis: Textual and audiovisual analyses within a mixed methods framework. *SAGE Handbook of Mixed Methods in Social and Behavioral Research*. Thousand Oaks, SAGE (2010), 379–396.
- [9] Amiangshu Bosu and Kazi Zakia Sultana. 2019. Diversity and Inclusion in Open Source Software (OSS) Projects: Where Do We Stand?. In *2019 ACM/IEEE International Symposium on Empirical Software Engineering and Measurement (ESEM)*, 1–11.
- [10] Loredana Cacco and Michele Moro. 2014. When a Bee meets a Sunflower. In *Proceedings of 4th International Workshop Teaching Robotics Teaching with Robotics and 5th International Conference on Robotics in Education, Padova, Italy*, 68–75.
- [11] Colette Carrabba and Aarek Farmer. 2018. The impact of project-based learning and direct instruction on the motivation and engagement of middle school students. *Language Teaching and Educational Research* 1, 2 (2018), 163–174.
- [12] Dave Catlin, Martin Kandhofer, Stephanie Holmquist, Andrew Paul Cszimadia, Julian Angel-Fernandez, and J Cabibihan. 2018. Edurobot taxonomy and Papert's paradigm. *Constructionism* (2018), 151–159.
- [13] Morgane Chevalier, Christian Giang, Laila El-Hamamsy, Evgeniia Bonnet, Vaios Papaspyros, Jean-Philippe Pellet, Catherine Audrin, Margarida Romero, Bernard Baumberger, and Francesco Mondada. 2022. The role of feedback and guidance as intervention methods to foster computational thinking in educational robotics learning activities for primary school. *Computers & Education* 180 (2022), 104431.
- [14] Pao-Nan Chou. 2018. Little engineers: Young children's learning patterns in an educational robotics project. In *2018 World Engineering Education Forum-Global Engineering Deans Council (WEEF-GEDC)*. IEEE, 1–5.
- [15] Miguel Á Conde, Francisco J Rodríguez-Sedano, Camino Fernández-Llamas, José Gonçalves, José Lima, and Francisco J García-Peñalvo. 2021. Fostering STEAM through challenge-based learning, robotics, and physical devices: A systematic mapping literature review. *Computer Applications in Engineering Education* 29, 1 (2021), 46–65.
- [16] Samantha DePasque and Elizabeth Tricomi. 2015. Effects of intrinsic motivation on feedback processing during learning. *NeuroImage* 119 (2015), 175–186.
- [17] Rostislav Fojtik. 2017. The Ozobot and education of programming. *New Trends and Issues Proceedings on Humanities and Social Sciences* 4, 5 (2017).
- [18] Jean H French and Hailey Crouse. 2018. Using early intervention to increase female interest in computing sciences. *Journal of Computing Sciences in Colleges* 34, 2 (2018), 133–140.
- [19] Luisa Greifenstein, Isabella Graßl, and Gordon Fraser. 2021. Challenging but Full of Opportunities: Teachers' Perspectives on Programming in Primary Schools. In *21st Koli Calling International Conference on Computing Education Research*, 1–10.
- [20] Luisa Greifenstein, Florian Obermüller, Ewald Wasmeier, Ute Heuer, and Gordon Fraser. 2021. Effects of Hints on Debugging Scratch Programs: An Empirical Study with Primary School Teachers in Training. In *The 16th Workshop in Primary and Secondary Computing Education*, 1–10.
- [21] Thomas Hainey, Thomas M Connolly, Elizabeth A Boyle, Amanda Wilson, and Aisya Razaq. 2016. A systematic literature review of games-based learning empirical evidence in primary education. *Computers & Education* 102 (2016), 202–223.
- [22] Martin Hänze and Roland Berger. 2007. Cooperative learning, motivational effects, and student characteristics: An experimental study comparing cooperative learning and direct instruction in 12th grade physics classes. *Learning and Instruction* 17, 1 (2007), 29–41.
- [23] John Hattie. 2008. *Visible learning: A synthesis of over 800 meta-analyses relating to achievement*. routledge.

- [24] Fredrik Heintz, Linda Mannila, and Tommy Färnqvist. 2016. A review of models for introducing computational thinking, computer science and computing in K-12 education. In *FIE '16*. 1–9.
- [25] Felienne Hermans and Marleen Smit. 2018. Explicit Direct Instruction in Programming Education. In *Proceedings of the 29th Annual Conference of the Psychology of Programming Interest Group (PPIG 2018)*. 86–93.
- [26] Olivera Iskrenovic-Momcilovic. 2019. Pair Programming with Scratch. *Educ Inf Technol* 24, 5 (Sept. 2019), 2943–2952.
- [27] Karen H Jin, Kathleen Haynie, and Gavin Kearns. 2016. Teaching elementary students programming in a physical computing classroom. In *Proceedings of the 17th annual conference on information technology education*. 85–90.
- [28] Jennifer S Kay and Janet G Moss. 2012. Using robots to teach programming to K-12 teachers. In *2012 Frontiers in Education Conference Proceedings*. IEEE, 1–6.
- [29] ChanMin Kim, Dongho Kim, Jiangmei Yuan, Roger B Hill, Prashant Doshi, and Chi N Thai. 2015. Robotics to promote elementary education pre-service teachers' STEM engagement, learning, and teaching. *Computers & Education* 91 (2015), 14–31.
- [30] Nina Körber, Lisa Bailey, Luisa Greifenstein, Gordon Fraser, Barbara Sabitzer, and Marina Rottenhofer. 2021. An Experience of Introducing Primary School Children to Programming using Ozobots (Practical Report). In *The 16th Workshop in Primary and Secondary Computing Education*. 1–6.
- [31] Svetlana Kubilinskienė, Inga Žilinskienė, Valentina Dagienė, and Vytenis Sinkevičius. 2017. Applying robotics in school education: A systematic review. *Baltic journal of modern computing* 5, 1 (2017), 50–69.
- [32] A Lathifah, CW Budiyo, and RA Yuana. 2019. The contribution of robotics education in primary schools: Teaching and learning. In *AIP Conference Proceedings*, Vol. 2194. AIP Publishing LLC, 020053.
- [33] Alex Lishinski, Aman Yadav, Jon Good, and Richard Enbody. 2016. Learning to Program: Gender Differences and Interactive Effects of Students' Motivation, Goals, and Self-Efficacy on Performance. In *Proceedings of the 2016 ACM Conference on International Computing Education Research*. ACM, Melbourne VIC Australia, 211–220.
- [34] Ju Long. 2007. Just For Fun: using programming games in software programming training and education. *Journal of Information Technology Education: Research* 6, 1 (2007), 279–290.
- [35] Thomas W Malone and Mark R Lepper. 2021. Making learning fun: A taxonomy of intrinsic motivations for learning. In *Aptitude, learning, and instruction*. Routledge, 223–254.
- [36] Linda Mannila, Valentina Dagiene, Barbara Demo, Natasa Grgurina, Claudio Mirolo, Lennart Rolandsson, and Amber Settle. 2014. Computational thinking in K-9 education. In *ITICSE '14*. 1–29.
- [37] Samiha Marwan, Joseph Jay Williams, and Thomas Price. 2019. An evaluation of the impact of automated programming hints on performance and learning. In *Proceedings of the 2019 ACM Conference on International Computing Education Research*. 61–70.
- [38] Karolína Mayerová, Zuzana Kubincová, and Michaela Veselovská. 2019. Creating Activities for After School Robotic Workshop with Ozobot Evo. In *2019 18th International Conference on Information Technology Based Higher Education and Training (ITHET)*. IEEE, 1–5.
- [39] Karolína Mayerová and Michaela Veselovská. 2017. How to teach with LEGO WeDo at primary school. In *Robotics in education*. Springer, 55–62.
- [40] Charlie McDowell, Linda Werner, Heather E. Bullock, and Julian Fernald. 2006. Pair Programming Improves Student Retention, Confidence, and Program Quality. *Commun. ACM* 49, 8 (Aug. 2006), 90–95.
- [41] Tilman Michaeli and Ralf Romeike. 2019. Current status and perspectives of debugging in the k12 classroom: A qualitative study. In *2019 IEEE Global Engineering Education Conference (Educon)*. IEEE, 1030–1038.
- [42] Tilman Michaeli and Ralf Romeike. 2019. Improving debugging skills in the classroom: The effects of teaching a systematic debugging process. In *Proceedings of the 14th workshop in primary and secondary computing education*. 1–7.
- [43] Susanne Narciss. 2013. Designing and evaluating tutoring feedback strategies for digital learning. *Digital Education Review* 23 (2013), 7–26.
- [44] Florian Obermüller, Ute Heuer, and Gordon Fraser. 2021. Guiding next-step hint generation using automated tests. In *Proceedings of the 26th ACM Conference on Innovation and Technology in Computer Science Education V. 1*. 220–226.
- [45] Sofia Papavaslopoulou, Kshitij Sharma, and Michail N. Giannakos. 2020. Coding Activities for Children: Coupling Eye-Tracking with Qualitative Data to Investigate Gender Differences. *Computers in Human Behavior* 105 (April 2020), 105939.
- [46] K Picka, M Dosedla, and L Stuchlikova. 2020. Robotic didactic aid Ozobot in Czech schools. In *2020 18th International Conference on Emerging eLearning Technologies and Applications (ICETA)*. IEEE, 525–533.
- [47] Jelena Pizarov and Gyula Mester. 2019. Programming the mbot robot in school. In *Proceedings of the International Conference and Workshop Mechatronics in Practice and Education, MechEdu*. 45–48.
- [48] Mareen Przybylla and Ralf Romeike. 2018. Impact of physical computing on learner motivation. In *Proceedings of the 18th Koli Calling International Conference on Computing Education Research*. 1–10.
- [49] Janet C Read. 2008. Validating the Fun Toolkit: an instrument for measuring children's opinions of technology. *Cognition, Technology & Work* 10, 2 (2008), 119–128.
- [50] Natalia Reich-Stiebert and Friederike Eyssel. 2016. Robots in the classroom: What teachers think about teaching and learning with education robots. In *International conference on social robotics*. Springer, 671–680.
- [51] Emily Relkin, Madhu Govind, Jaclyn Tsiang, and Marina Bers. 2020. How parents support children's informal learning experiences with robots. *Journal of Research in STEM Education* 6, 1 (2020), 39–51.
- [52] K Ann Renninger. 2009. Interest and identity development in instruction: An inductive model. *Educational psychologist* 44, 2 (2009), 105–118.
- [53] K Ann Renninger and Suzanne E Hidi. 2019. *The Cambridge handbook of motivation and learning*. Cambridge University Press.
- [54] Fanny Riedo, Morgane Chevalier, Stéphane Magnenat, and Francesco Mondada. 2013. Thymio II, a robot that grows wiser with children. In *2013 IEEE workshop on advanced robotics and its social impacts*. IEEE, 187–193.
- [55] Miguel Angel Rubio, Rocio Romero-Zalaz, Carolina Mañoso, and Angel P. de Madrid. 2015. Closing the Gender Gap in an Introductory Programming Course. *Computers & Education* 82 (March 2015), 409–420.
- [56] Richard M Ryan and Edward L Deci. 2000. Intrinsic and extrinsic motivations: Classic definitions and new directions. *Contemporary educational psychology* 25, 1 (2000), 54–67.
- [57] Sue Sentance and Andrew Csizmadia. 2017. Computing in the curriculum: Challenges and strategies from a teacher's perspective. *Education and Information Technologies* 22, 2 (2017), 469–495.
- [58] Philipp Straubinger and Gordon Fraser. 2022. Gamekins: Gamifying Software Testing in Jenkins. *arXiv preprint arXiv:2202.06562* (2022).
- [59] Jueng-Huei Su, Chyi-Shyong Lee, Hsin-Hsiung Huang, Sheng-Hsiung Chuang, and Chih-Yuan Lin. 2010. An intelligent line-following robot project for introductory robot courses. *World Transactions on Engineering and Technology Education* 8, 4 (2010), 455–461.
- [60] Amanda Sullivan and Marina Umaschi Bers. 2013. Gender Differences in Kindergarten's Robotics and Programming Achievement. *Int J Technol Des Educ* 23, 3 (Aug. 2013), 691–702.
- [61] Amanda Sullivan and Marina Umaschi Bers. 2016. Girls, Boys, and Bots: Gender Differences in Young Children's Performance on Robotics and Programming Tasks. *JITE-IIP* 15 (2016), 145–165.
- [62] Karin Tengler. 2020. Klein, kreativ, Ozobot: Förderung von Kreativität und informatischem Denken durch spielerisches Programmieren. *R&E-SOURCE* (2020).
- [63] Diane van der Linde, Nicole van der Aar, and Joke Voogt. 2018. Best of The Netherlands: How children use computational thinking skills when they solve a problem using the Ozobot. In *EdMedia+ Innovate Learning*. Association for the Advancement of Computing in Education (AACE), 2151–2157.
- [64] Tina Vrieler, Aletta Nylén, and Åsa Cajander. 2020. Computer Science Club for Girls and Boys – a Survey Study on Gender Differences. *Computer Science Education* (Oct. 2020), 1–31.
- [65] Allan Wigfield, Jacquelynne S Eccles, Ulrich Schiefele, Robert W Roeser, and Pamela Davis-Kean. 2006. *Development of achievement motivation*. John Wiley & Sons, Inc.
- [66] Grant Wiggins. 2012. Seven keys to effective feedback. *Feedback* 70, 1 (2012), 10–16.
- [67] Benedikt Wisniewski, Klaus Zierer, and John Hattie. 2020. The power of feedback revisited: a meta-analysis of educational feedback research. *Frontiers in Psychology* 10 (2020), 3087.
- [68] Aman Yadav, Sarah Gretter, Susanne Hambrusch, and Phil Sands. 2016. Expanding computer science education in schools: understanding teacher experiences and challenges. *Computer Science Education* 26, 4 (2016), 235–254.
- [69] Martin Žáček and Pavel Smolka. 2019. Development of Computational thinking: Student motivation using Ozobot. In *Proceedings of the 2019 3rd International Conference on Education and E-Learning*. 36–40.
- [70] Zarifa Zakaria, Jessica Vandenberg, Jennifer Tsan, Danielle Cadieux Boulden, Collin F. Lynch, Kristy Elizabeth Boyer, and Eric N. Wiebe. 2022. Two-Computer Pair Programming: Exploring a Feedback Intervention to Improve Collaborative Talk in Elementary Students. *Computer Science Education* 32, 1 (2022), 3–29.
- [71] Amir Zeid and Rehab El-Bahey. 2011. Impact of Introducing Single-Gender Classrooms in Higher Education on Student Achievement Levels: A Case Study in Software Engineering Courses in the GCC Region. In *2011 Frontiers in Education Conference (FIE)*. T2H–1–T2H–6.
- [72] Zehui Zhan, Patrick Fong, Hu Mei, and Ting Liang. 2015. Effects of Gender Grouping on Students' Group Performance, Individual Achievements and Attitudes in Computer-Supported Collaborative Learning. *Computers in Human Behavior* 48 (July 2015), 587–596.
- [73] Baichang Zhong and Tingting Li. 2020. Can Pair Learning Improve Students' Troubleshooting Performance in Robotics Education? *Journal of Educational Computing Research* 58, 1 (2020), 220–248.