

# Learning Task Automata for Reinforcement Learning using Hidden Markov Models

Alessandro Abate, Yousif Almulla, James Fox, David Hyland, Michael Wooldridge,

University of Oxford

aabate@cs.ox.ac.uk, yousif.almulla38@gmail.com, james.fox@cs.ox.ac.uk, david.hyland@cs.ox.ac.uk, mjlw@cs.ox.ac.uk

## Abstract

Training reinforcement learning (RL) agents using scalar reward signals is often infeasible when an environment has sparse and non-Markovian rewards. Moreover, handcrafting these reward functions before training is prone to misspecification, especially when the environment’s dynamics are only partially known. This paper proposes a novel pipeline for learning non-Markovian task specifications as succinct finite-state ‘task automata’ from episodes of agent experience within unknown environments. We leverage two key algorithmic insights. First, we learn a product MDP, a model composed of the specification’s automaton and the environment’s MDP (both initially unknown), by treating it as a partially observable MDP and using off-the-shelf algorithms for hidden Markov models. Second, we propose a novel method for distilling the task automaton (assumed to be a deterministic finite automaton) from the learnt product MDP. Our learnt task automaton enables the decomposition of a task into its constituent sub-tasks, which improves the rate at which an RL agent can later synthesise an optimal policy. It also provides an interpretable encoding of high-level environmental and task features, so a human can readily verify that the agent has learnt coherent tasks with no misspecifications. In addition, we take steps towards ensuring that the learnt automaton is environment-agnostic, making it well-suited for use in transfer learning. Finally, we provide experimental results to illustrate our algorithm’s performance in different environments and tasks and its ability to incorporate prior domain knowledge to facilitate more efficient learning.

## 1 Introduction

Reinforcement Learning (RL) can be prohibitively slow (sample inefficient) at learning an optimal policy when the reward signal is sparse and non-Markovian because of the credit assignment problem (e.g., see Mnih et al. (2015) ’s score on Montezuma’s Revenge). Nevertheless, this setting is common for many real-world applications, where tasks can involve a sequence of sequential sub-tasks such that no reward is given until all sub-tasks are completed. Three existing approaches for improving learning in this setting are hierarchical RL (Sutton, Precup, and Singh 1999; Pateria et al. 2021), which allows agents to plan at various levels of abstraction; transfer learning, which expedites the learning rate by utilising knowledge learnt from similar tasks (Taylor

and Stone 2007); and temporal logic planning approaches, which guide the agent’s exploration by focusing it on the portion of the MDP that satisfies a linear temporal logic (LTL) property (Hasanbeig, Abate, and Kroening 2018; Camacho et al. 2019; Araki et al. 2021; Thiébaux et al. 2006; Jothimurugan et al. 2021; Neary et al. 2022). In the latter, an LTL property specifying a task is usually represented as an automaton, which makes it similar to work on reward machines (Icarte et al. 2022) – finite-state machines that represent non-Markovian reward functions.

Task specifications (and non-Markovian reward functions) are naturally separable, so an automaton (or reward machine) allows an optimal policy to be found more efficiently by breaking down the complex task into a sequence of Markovian subtasks. Nevertheless, recent work has recognised that this automaton is usually a priori unknown, so they learn it on the fly before finding an optimal policy (see the Related research section). We concentrate purely on the first part of this process – *how can one best learn the task automaton (TA) representing a task specification in sparse, non-Markovian environments?* With this TA, one can leverage work on temporal logic planning to synthesise an optimal policy using RL or other methods (Baier and Katoen 2008; Tkachev et al. 2017). The learnt TA must be as small and have as little environmental-bias as possible.

**Contributions:** We devise a novel model-free pipeline to learn task specifications as TA (encoded as DFAs), from episodes of agent experience within an unknown environment with non-Markovian reward. The reward is also sparse: it is only given when the full (and unknown) task is accomplished. This addresses existing sample inefficiency in these settings in two ways. First, a TA exposes the sequential and separable nature of the task specification; sub-tasks can be independently solved by the RL agent more efficiently (Hasanbeig et al. 2021; Icarte et al. 2022). Second, because of our post-processing step, our learned TA is less environmentally-biased than existing methods for learning automata (see the Related research section). This makes our TA, a high-level symbolic representation of a task specification, more interpretable and better-suited for use in transfer learning (Taylor and Stone 2007), especially as our method learns the MDP as a byproduct.

We learn the TA via an intermediate product MDP struc-

ture, composed of the environment’s MDP and the task specification’s TA, both of which are initially unknown. The product MDP is partially observable – the agent observes the MDP’s states and whether it has received a reward, but not the TA-state component (i.e., its progress through the unknown task). We show that once the product MDP is learnt, distilling the TA is computationally efficient. This results in two further contributions. First, our learnt product MDP is useful for transfer learning because if the environment changes, the agent only needs to update the affected part of the product MDP before re-distilling the TA. Second, our new, efficient ‘Cone Lumping’ method can be used to determinise any product-MDP structure, which can also expedite (bi)simulation or model reduction studies (Larsen and Skou 1991). All contributions are supported by empirical results, where we also demonstrate the benefit of being able to encode partial knowledge about the environment and task structure into a learning bias.

This paper also addresses the reward misspecification problem in RL (Amodei et al. 2016), which is particularly acute when trying to encode a complex, non-Markovian task as a scalar reward function. A direct task specification is often preferred because scalar reward functions are brittle with respect to small environmental changes (Vazquez-Chanlatte et al. 2018), do not signal a task’s separability or sequentiality, and can be difficult for a human to interpret and verify whether they result in the desired behaviour. On the contrary, our learnt TA reveals the full task specification. Moreover, since our pipeline works in unknown environments where many high-level tasks may exist, our paradigm’s agent can learn multiple tasks expressed as one TA; it is not restricted to using a single reward function.

**Related research:** Hasanbeig et al. (2021); Toro Icarte et al. (2019); Rens et al. (2020); Furelos-Blanco et al. (2020); Gaon and Brafman (2020); Xu et al. (2020); Ronca, Licks, and De Giacomo (2022); Abadi and Brafman (2020); Verginis et al. (2022); Dohmen et al. (2022); Corazza, Gavran, and Neider (2022) all consider tasks encoded by a-priori unknown, automaton-based structures. These employ pre-existing automata-learning libraries to demonstrate how the learnt TA enables the RL agent to find optimal policies in environments with non-Markovian rewards more efficiently. In contrast, we present a new way to learn the TA. Furthermore, our computationally-cheap post-processing step (Section 3.3) can improve all of these other approaches by reducing environmental bias from their learnt TA.

Gaon and Brafman (2020); Rens et al. (2020); Dohmen et al. (2022) employ Angluin (1987)’s  $L^*$  algorithm to learn the TA, relying on an *oracle* for equivalence and membership queries. Instead, we assume that the agent learns the TA autonomously. Consulting an expert is often advisable for RL problems with policy synthesis goals involving safety requirements. However, we believe that a domain expert can more readily and efficiently help the agent at a later stage by viewing the learnt TA, rather than answering multiple individual queries aimed at learning the TA itself.

(Hasanbeig et al. 2021; Xu et al. 2020; Verginis et al. 2022; Abadi and Brafman 2020; Corazza, Gavran, and Neider 2022) use SAT-based approaches, which generate a hy-

pothesis automaton (an expression that is equivalent to the temporal specification) and then verify whether this agrees with the agent’s observations during exploration. These approaches thus return environmentally-biased automata, which makes them ill-suited for transfer learning. Furelos-Blanco et al. (2020) use an *Answer Set Programming* algorithm, but this assumes a known upper bound for the maximum finite distance between automaton states. Toro Icarte et al. (2019) use *Tabu search*, which relies on already knowing a partial model, whereas our approach is entirely model free. Tabu search is also local, whereas our approach is complete in the sense that our learned TA captures all sequential behaviour seen in the sequences of labels (high-level features). Ronca, Licks, and De Giacomo (2022) derive PAC-guarantees for computing  $\epsilon$ -optimal policies, but acknowledge the poor scalability of their learning algorithm.

Sometimes the assumptions chosen by these methods are appropriate, and it can make their approaches more flexible - for example, noisy rewards (Corazza, Gavran, and Neider 2022; Dohmen et al. 2022) – here instead, we employ weaker assumptions and yet still outperform these other approaches in sparse reward environments, namely, where the agent must follow a sequence of non-rewarding steps before getting a reward only when it completes the full task. Finally, Vazquez-Chanlatte et al. (2018) learn the most likely specification straight from demonstrations using maximum a posteriori inference. This approach has merit, but a TA can be more expressive and more helpful for then learning an optimal policy.

## 2 Setup

An agent’s interaction with its environment can be viewed at many levels of abstraction. The lowest level is often modelled by a *Markov Decision Process (MDP)*, which describes the agent’s dynamics in the environment. However, agents can also recognise higher-level features of the environment (e.g., chairs or tables). These are included in a *labelled MDP* using a set of (atomic) propositional variables from an alphabet of labels  $\mathcal{AP}$  (in Section 2.1), which are assigned truth values at every MDP state via a labelling function  $L$ . Task specifications refer to sequential compositions of these high-level features and can be encoded as TA (in Section 2.2), which graphically represent tasks (and their possible sub-components) that an agent can derive reward from upon completion. A TA and the MDP can be combined into a single structure, a product MDP (in Section 2.3) to provide a holistic representation of the agent’s exploration. Assuming the MDP and TA are unknown, the product MDP considers collectively both the *observed* MDP states and rewards, as well as the *unobservable* TA states and transitions. In Section 3, we recognise this structure as a *partially observable MDP (POMDP)*, which enables us to learn the initially unknown TA, as well as the MDP’s transitions.

### 2.1 MDP Environment

**Definition 1.** A *Markov Decision Process (MDP)* is a tuple  $\mathcal{M} = (\mathcal{S}, \mathcal{A}, s_0, P, R, \gamma)$ , where  $\mathcal{S}$  is a finite set of states,

$\mathcal{A}$  is a finite set of actions,  $s_0$  is the initial state<sup>1</sup>,  $P: \mathcal{S} \times \mathcal{A} \times \mathcal{S} \rightarrow [0, 1]$  is the transition probability distribution,  $R: (\mathcal{S} \times \mathcal{A})^+ \times \mathcal{S} \rightarrow \mathbb{R}$  is a (non-Markovian) reward function<sup>2</sup>, and  $\gamma \in [0, 1]$  is the discount factor. A *labelled MDP* is a tuple  $\mathcal{M} = (\mathcal{S}, \mathcal{A}, s_0, P, R, \gamma, \mathcal{AP}, L)$ , namely an MDP enriched with  $\mathcal{AP}$ , a finite alphabet of atomic propositions (labels), and  $L: \mathcal{S} \rightarrow 2^{\mathcal{AP}}$ , a labelling function.

A *policy*  $\pi: \mathcal{S} \times \mathcal{A} \rightarrow [0, 1]$  is a function mapping states in  $\mathcal{S}$  to probability distributions over actions in  $\mathcal{A}$ . The agent starts at  $s_0$  in each exploration episode. At each time step  $t$ , in state  $s_t$ , it selects action  $a_t$  with probability  $\pi(a_t | s_t)$ , before transitioning to a new state  $s_{t+1}$  with probability  $P(s_{t+1} | s_t, a_t)$  whilst receiving a reward  $r_t = R(s_0, a_0, \dots, s_t, a_t, s_{t+1})$ . The resulting sequence of states and actions  $s_0, a_0, s_1, \dots, a_{n-1}, s_n$  is called a *trajectory*; a *state/action trajectory* is the restriction to just the sequence of states/actions  $(s_t)_{t=0}^n \in \mathcal{S}^+ / (a_t)_{t=0}^n \in \mathcal{A}^+$ . A state trajectory is *attainable* if  $\prod_{t=0}^n P(s_{t+1} | s_t, a_t) > 0$  for some action trajectory  $(a_t)_{t=0}^n$ , and *impossible* otherwise. A trajectory is accompanied by a *reward sequence*  $(r_t)_{t=0}^n$  and a sequence of labels, called a *trace*,  $(\ell_t)_{t=0}^n \in (2^{\mathcal{AP}})^*$ , where  $L(s_t) = \ell_t$  for all  $t \leq n$ . The agent's task is to find a policy  $\pi$  that maximises the expected sum of discounted reward  $\mathbb{E}_\pi [\sum_{t=0}^\infty \gamma^t r_t]$ . We assume that the agent always observes state trajectories, reward sequences, and traces as it explores the labelled MDP.

Given some initial state  $s_0$ , fixing the agent's policy  $\pi$  in an MDP  $\mathcal{M}$  induces a Markov chain (MC)  $\mathcal{M}_\pi$  as long as for all state transitions, the output of the reward function is independent of the last action (i.e.,  $R(\zeta, a_i, s_{t+1}) = R(\zeta, a_j, s_{t+1})$  for all  $a_i, a_j \in \mathcal{A}$ , and where  $\zeta \in (\mathcal{S} \times \mathcal{A})^+$ ). The reward function in Definition 1 is *non-Markovian* because it depends upon the full state-action trajectory up until that point; a *Markovian reward function*  $R: \mathcal{S} \times \mathcal{A} \times \mathcal{S} \rightarrow \mathbb{R}$  only depends on the last transition.<sup>3</sup>

**Example 1.** An RL agent is in Figure 1a's environment. The task is to collect coffee ☕ before ascending the stairs 🪜 (Figure 1b, top). The chairs, carpet, TV and book (🪑, 🛏, 📺, 📖) do not affect whether the agent can achieve its goal. The arrow next to the silhouette indicates the initial state.

Example 1's MDP environment is displayed in Figure 1a. The agent's possible actions  $\mathcal{A}$  are to move in the adjacent up, down, left, and right directions, the cardinality of the MDP's state space  $|\mathcal{S}|$  is 25, and the MDP's transition dynamics are initially unknown (as discussed later, stochasticity in the dynamics derives from randomised execution of actions). The set of (atomic) propositional variables  $\mathcal{AP} \equiv \{\text{☕, 🪜, 🪑, 🛏, 📺, 📖}\}$  represent the high-level features of the environment, where empty cells are implicitly

<sup>1</sup>This can also be a distribution over states with the same, but it would make for clunkier presentation.

<sup>2</sup>This non-Markovian reward must encompass the initial transition, as evidenced by the use of the non-empty repetition operator  $+$  (rather than the Kleene star  $*$ ).

<sup>3</sup>Alternative definitions from literature of state-based (positional) rewards are not considered in this work, but can be handled straightforwardly.

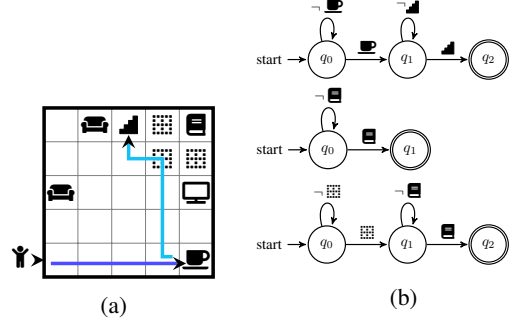


Figure 1: (a) Example 1's labelled environment; (b) Three TA expressing task specifications from high-level features: (top) collect coffee, then go upstairs, (middle) pick up the book, and (bottom) pick up the book after visiting the carpet.

labelled by  $L(s) = \emptyset$ , in which case the MDP state  $s \in \mathcal{S}$  has no high-level environmental feature of interest.

Assume the agent only gets a positive reward upon completing the full task specification from example 1. This cannot be expressed with a Markovian reward function because the agent cannot go between the states labelled ☕ and 🪜 in one timestep. The agent is therefore tasked with trying to learn an optimal policy in an environment with a non-Markovian reward function that provides sparse feedback<sup>4</sup>. This challenge of having to plan using full *trajectories* can be surmounted by recognising that the agent also observes *traces* of high-level features in  $\mathcal{AP}$ . By maintaining a memory of whether it has previously collected coffee at this higher-level of abstraction (with smaller dimension), the agent can overcome the ‘curse of dimensionality’ (Bellman 1961) and synthesise an optimal policy more efficiently by exploiting the sequential compositionality of many tasks.

## 2.2 Task Specification

*Linear temporal logic (LTL)* and *Linear Dynamic Logic (LDL)* evaluated with respect to finite trajectories ( $\text{LTL}_f/\text{LDL}_f$ ) are often used to express a task specification in terms of temporally extended goals or constraints on plans because this helps to address the sample inefficiency problem of RL in non-Markovian environments (Hasanbeig, Abate, and Kroening 2018; Bacchus and Kabanaz 1998; De Giacomo and Vardi 1999; Biennu, Fritz, and McIlraith 2006; Brafman, De Giacomo, and Patrizi 2018). In fact, Littman et al. (2017) argue that task specifications are superior to reward functions for specifying behaviour because they are environmentally independent. Since the expressive power of  $\text{LDL}_f$  and  $\text{LTL}_f$  is subsumed by the class of regular expressions,  $\text{LDL}_f/\text{LTL}_f$  task specifications can be represented by deterministic or nondeterministic finite automata (DFA/NFA) (Baier and Katoen 2008).

**Definition 2.** A *Non-Deterministic Finite Automaton (NFA)* is a tuple  $\mathcal{N} = (\mathcal{Q}, q_0, \Sigma, \delta, \mathcal{F})$ , where  $\mathcal{Q}$  is a finite set of

<sup>4</sup>‘Flags’ cannot perform this function because the task specification is initially unknown by the agent; a ‘state-space explosion’ would result from adding a flag to every MDP state for every label.

states,  $q_0 \in \mathcal{Q}$  is the initial state,  $\Sigma$  is a finite alphabet,  $\delta : \mathcal{Q} \times \Sigma \rightarrow 2^{\mathcal{Q}}$  is a non-deterministic transition function, and  $\mathcal{F} \subseteq \mathcal{Q}$  is the set of accepting states. If  $|\delta(q, \alpha)| \leq 1$  for all  $q \in \mathcal{Q}$  and  $\alpha \in \Sigma$ , then  $\mathcal{N}$  is deterministic and is called a *Deterministic Finite Automaton (DFA)*.

Let  $\Sigma^*$  be the set of all finite words over  $\Sigma$ . A finite word  $w = \alpha_1 \alpha_2 \dots \alpha_n \in \Sigma^*$  is accepted by an NFA  $\mathcal{N}$  if there exists a finite run  $u_0, \dots, u_n \in \mathcal{Q}^*$  where  $u_0 = q_0$ ,  $u_{i+1} = \delta(u_i, \alpha_{i+1})$  for  $1 \leq i \leq n$ , and  $u_n \in \mathcal{F}$ . In a DFA, only one path follows  $w$ , as each transition is deterministic, so the final state must be *accepting*, otherwise the word is *rejected*. The set of all accepted words is the language recognised by  $\mathcal{N}$ , denoted by  $\mathcal{L}(\mathcal{N})$ . Any NFA can be converted into an equivalent DFA using the classic subset construction method (Rabin and Scott 1959), so they are equally powerful, both recognising the class of regular languages.

**Definition 3.** A *Task Automaton (TA)*  $\mathcal{A}$  is a DFA  $(\mathcal{Q}, q_0, \Sigma, \delta, \mathcal{F})$  with  $\Sigma = 2^{\mathcal{AP}}$ , where  $\mathcal{AP}$  is a set of propositional variables inherited from the labelled MDP  $\mathcal{M}$ .

We define a TA as a DFA to make the presentation of our *learning a TA* approach as transparent as possible. Nevertheless, other types of automaton may also be used. For example, reward machines (Icarte et al. 2022; Xu et al. 2020) are TA defined as a type of Moore machine which, rather than having a set of accepting states (as in DFAs), outputs a reward function at each state  $\delta_r : \mathcal{Q} \rightarrow [\mathcal{S} \times \mathcal{A} \times \mathcal{S} \rightarrow \mathbb{R}]$ .

The TA  $\mathcal{A}$  keeps a ‘memory’ of traces  $(\ell_t)_{t=0}^n \in (2^{\mathcal{AP}})^+$  that the agent observes whilst exploring by transitioning according to the current truth assignment of the propositional variables. A finite trace is *MDP-attainable* if there exists an attainable state trajectory  $(s_t)_{t=0}^n$  such that  $L(s_t) = \ell_t$  for all  $t$ . The TA’s accepting states  $\mathcal{F}$  mark the satisfaction of some task specification. In other words, the agent completes a task via trace  $(\ell_t)_{t=0}^n$  if, correspondingly, the TA starts in state  $u_0 = q_0$ , transitions according to  $u_{t+1} = \delta(u_t, L(s_{t+1}))$  for  $t \geq 0$ , and  $u_n \in \mathcal{F}$ . Note that, with this paper’s definition of a TA, the traces that can be recognised by a TA must be ‘regular’, since this is the language recognised by a DFA. Correspondingly, we assume that a TA represents an LTL<sub>f</sub> or LDL<sub>f</sub> task specification (Baier and Katoen 2008).

The TA in Figure 1b represents the task specification for Example 1 in terms of high-level features. Each move in the MDP is matched by a transition in the TA (recall that empty squares in Figure 1a are labelled by  $\emptyset$ ).

The marked trajectory in Figure 1a represents an MDP-attainable accepting path in the DFA. The dark blue and cyan paths correspond with the prefix  $(\emptyset, \emptyset, \emptyset, \emptyset, \text{☐})$  and suffix  $(\emptyset, \emptyset, \emptyset, \text{☐}, \text{☐})$  of the accepting trace respectively (where the labels on self-loops in Figure 1b encompass all labels not associated with outgoing edges from that TA state). The TA is environment-agnostic because it applies to any labelled MDP that includes coffee ☐ and stairs ☐. Therefore, learning the TA can not only expedite policy synthesis within this environment (Hasanbeig, Abate, and Kroening 2018; Icarte et al. 2022), but it can also be useful for transfer learning.

---

#### Algorithm 1: Pipeline for learning a TA in a labelled MDP

---

**Input:** put agent into a labelled MDP  $\mathcal{M}$

**Output:** TA  $\mathcal{A}^*$  that represents a task specification

OBSSEQ  $\leftarrow$  collect episodes of corresponding trajectories, traces, and reward sequences.

**function** LEARNPRODUCTMDP(OBSSEQ) ▷ Step 1

With OBSSEQ, use a HMM/POMDP learning algorithm to learn and return a product MDP  $\mathcal{M} \otimes \mathcal{A}$ .

**function** DISTILTA( $\mathcal{M} \otimes \mathcal{A}$ ) ▷ Step 2

Determinise  $\mathcal{M} \otimes \mathcal{A}$  using the Cone Lumping method to return the MDP-restricted TA  $\mathcal{A}_{\mathcal{M}}$

**function** POSTPROCESS( $\mathcal{A}_{\mathcal{M}}$ ) ▷ Step 3

Remove environmental bias and minimise  $\mathcal{A}_{\mathcal{M}}$

---

### 2.3 Product MDP

**Definition 4.** Given an MDP without reward  $\mathcal{M} \setminus R = (\mathcal{S}, \mathcal{A}, s_0, P)$  and a TA  $\mathcal{A} = (\mathcal{Q}, q_0, \Sigma, \delta, \mathcal{F})$ , the *product MDP* is the structure  $\mathcal{M} \otimes \mathcal{A} = (\mathcal{S}^{\otimes}, \mathcal{A}, s_0^{\otimes}, P^{\otimes}, R^{\otimes}, \gamma)$ , where  $\mathcal{S}^{\otimes} = \mathcal{S} \times \mathcal{Q}$ ,  $s_0^{\otimes} = \langle s_0, q_0 \rangle$  is the initial state pair;  $P^{\otimes} : \mathcal{S}^{\otimes} \times \mathcal{A} \times \mathcal{S}^{\otimes} \rightarrow [0, 1]$  is the transition probability function, where  $P^{\otimes}(\langle s_j, q_j \rangle \mid \langle s_i, q_i \rangle, a_i) = P(s_j \mid s_i, a_i)$  if  $q_j = \delta(q_i, L(s_j))$  and 0 otherwise; and  $R^{\otimes} : \mathcal{S}^{\otimes} \times \mathcal{A} \times \mathcal{S}^{\otimes} \rightarrow \{0, 1\}$  is a reward function such that  $R^{\otimes}(\langle s_t, q_t \rangle, a_t, \langle s_{t+1}, q_{t+1} \rangle) = \chi_{\mathcal{F}}(q_{t+1})$ , where  $\chi_{\mathcal{F}}$  is the indicator function for the set of accepting states in the TA. In other words, in the product MDP, a non-zero reward is obtained if and only if the agent transitions to an *accepting state* of the product MDP, i.e., those related to an accepting TA state. Fixing any policy  $\pi$  in the product MDP  $\mathcal{M} \otimes \mathcal{A}$ , induces a *product MC*  $\mathcal{M}_{\pi} \otimes \mathcal{A}$ .

A product MDP  $\mathcal{M} \otimes \mathcal{A}$  represents more holistically the agent’s exploration progress towards achieving a task because both the MDP  $\mathcal{M}$  and the TA  $\mathcal{A}$  are undergoing transitions: in  $\mathcal{M}$ , these are the low-level dynamics over states in  $\mathcal{S}$ ; in  $\mathcal{A}$ , these represent the agent’s progress towards completing a task specification at the higher level of abstraction (e.g., has the agent collected the coffee or not yet?). Consequently,  $\mathcal{M} \otimes \mathcal{A}$ ’s reward function  $R^{\otimes}$  is always Markovian because although a task may be non-Markovian with respect to  $\mathcal{M}$  (as in Example 1),  $\mathcal{M} \otimes \mathcal{A}$  keeps track of what is happening at both  $\mathcal{M}$ ’s and  $\mathcal{A}$ ’s level of abstraction. In other words, if  $\mathcal{M}$  has a non-Markovian reward function  $R$  representing a task encodable by  $\mathcal{A}$ , then the non-Markovianity in  $R$  can be resolved by synchronising  $\mathcal{M} \otimes \mathcal{A}$ .

Note that the transitions in  $\mathcal{M} \otimes \mathcal{A}$  can be executed entirely model-free as the agent explores (i.e., with no a priori knowledge about  $\mathcal{M} \otimes \mathcal{A}$ ). Moreover,  $\mathcal{M} \otimes \mathcal{A}$  does not increase the agent’s possible policy space because  $\mathcal{A}$  has deterministic transitions, so the trajectories in  $\mathcal{M}$  and  $\mathcal{M} \otimes \mathcal{A}$  are in a bijection. Consequently, the policies in  $\mathcal{M}$  and  $\mathcal{M} \otimes \mathcal{A}$  are also in a bijection.

## 3 Task Automaton Learning - Pipeline

### 3.1 Step 1: Learn the Product MDP

A TA  $\mathcal{A}$  can only trivially be extracted from  $\mathcal{M} \otimes \mathcal{A}$  when the TA-state component of each product state is known

(see Section 3.2); however, *in practice*, this is unrealistic as the TA-state components are ‘invisible’ except when an accept state is reached, and a reward of 1 is correspondingly obtained. Therefore, Step 1 involves learning the product MDP’s transition function  $P^\otimes$  by viewing the agent’s interaction with the (product MDP) environment as a partially-observable Markov Decision Process (POMDP).

**Definition 5.** A *Partially Observable Markov Decision Process (POMDP)* is a tuple  $\mathcal{P} = (\mathcal{S}, \mathcal{A}, s_0, P, R, \gamma, \mathcal{O}, Z)$  where  $(\mathcal{S}, \mathcal{A}, s_0, P, R, \gamma)$  is an MDP,  $\mathcal{O}$  is an observation set, and  $Z : \mathcal{O} \times \mathcal{S} \rightarrow [0, 1]$  is an observation probability function, where  $Z(o | s)$  is the probability that observation  $o \in \mathcal{O}$  is seen when the agent is at the *hidden* state  $s \in \mathcal{S}$ .

**Proposition 1.**  $\mathcal{P}^\otimes := (\mathcal{S}^\otimes, \mathcal{A}, s_0^\otimes, P^\otimes, R^\otimes, \gamma, \mathcal{O}, Z)$  is a POMDP that models an agent interacting with a product MDP  $\mathcal{M} \otimes \mathcal{A} = (\mathcal{S}^\otimes, \mathcal{A}, s_0^\otimes, P^\otimes, R^\otimes, \gamma)$ , where the agent makes observations from the set  $\mathcal{O} = \mathcal{S} \times \{0, 1\}$  according to the deterministic observation function  $Z : \mathcal{S}^\otimes \rightarrow \mathcal{O}$ .

This proposition follows immediately from Definitions 4 and 5. The agent’s observations in the POMDP  $\mathcal{P}^\otimes$  are from  $\mathcal{S} \times \{0, 1\}$ , where the latter component is a binary value corresponding to the co-domain of the reward function  $R^\otimes$ . At each time step  $t$ , the agent transitions from a hidden state  $s_t^\otimes = \langle s_t, q_t \rangle$  to  $s_{t+1}^\otimes = \langle s_{t+1}, q_{t+1} \rangle$  in the product MDP, but observes just  $\langle s_{t+1}, \chi_{\mathcal{F}}(q_{t+1}) \rangle$  with probability 1. The product MDP state  $s_{t+1}^\otimes$  is *partially obscured* from the agent. Recall that  $\chi_{\mathcal{F}}$  is the indicator function on the set of accepting states  $\mathcal{F}$  in the TA  $\mathcal{A}$ . If a policy  $\pi$  is chosen, the POMDP becomes a partially observable Markov chain  $\mathcal{P}_\pi^\otimes$ , i.e., a *Hidden Markov Model (HMM)* (Rabiner 1989).

Core to our approach is the observation that to learn the product MDP  $\mathcal{M} \otimes \mathcal{A}$ , we can employ any available algorithm for learning HMMs/POMDPs and apply it to  $\mathcal{P}^\otimes$ . In our setup, these algorithms take as input observation sequences from  $(\mathcal{S} \times \{0, 1\})^+$  for sequences of hidden states  $s_0^\otimes, s_1^\otimes, s_2^\otimes \dots \in (\mathcal{S}^\otimes)^+$  and then output an approximation of the product MDP’s transition matrix  $P^\otimes$  and the observation probability function  $Z$ . We use the Baum-Welch algorithm (Baum and Petrie 1966) to learn  $P^\otimes$  due to its wide usage and the ability to steer optimisation towards a desired local optimum (see Section 4 and Appendices B and C).

**Definition 6.** Two product MDPs  $\mathcal{M}_1 \otimes \mathcal{A}_1$  and  $\mathcal{M}_2 \otimes \mathcal{A}_2$  with the same action spaces  $\mathcal{A}_1 = \mathcal{A}_2$  are *observationally equivalent*, denoted  $\mathcal{M}_1 \otimes \mathcal{A}_1 \cong \mathcal{M}_2 \otimes \mathcal{A}_2$ , if for any observation sequence, any action trajectory, and all  $\tau \in \mathbb{N}$ , it holds that  $\Pr^{\mathcal{P}_1^\otimes}[(o_t)_{t=0}^\tau | (a_t)_{t=1}^\tau] = \Pr^{\mathcal{P}_2^\otimes}[(o_t)_{t=0}^\tau | (a_t)_{t=1}^\tau]$ , where  $\mathcal{P}_i^\otimes = (\mathcal{M}_i \otimes \mathcal{A}_i, \mathcal{O}, Z)$ .<sup>5</sup>

Definition 6 says that the learnt product MDP is, in general, not unique because several can have the same observational properties, i.e., no gathered experiment (episode) can distinguish between them; observation sequences have the same occurrence probability for all possible policies.

<sup>5</sup>Note that we don’t need the observation spaces to be identical,  $\mathcal{O}^{\mathcal{M}_1} = \mathcal{O}^{\mathcal{M}_2}$ , for these properties to hold.

**Proposition 2.** The observational equivalence relation  $\cong$  is an equivalence relation, since it is straightforward to show that it is reflexive, symmetric, and transitive.

Proposition 2 says we can find the quotient set of all product MDPs with the same action spaces under the equivalence relation  $\cong$ . The equivalence class for the product MDP  $\mathcal{M} \otimes \mathcal{A}$  is denoted by  $[\mathcal{M} \otimes \mathcal{A}]$ . In particular, we have the following result (proven in Appendix A):

**Proposition 3.** Let  $\mathcal{M}$  be a labelled MC or MDP. For any two TAs  $\mathcal{A}, \mathcal{A}'$  such that  $\mathcal{L}(\mathcal{A}) = \mathcal{L}(\mathcal{A}')$ , we have  $\mathcal{M} \otimes \mathcal{A} \cong \mathcal{M} \otimes \mathcal{A}'$ .

We now formalise Step 1 of our pipeline (Algorithm 1):

**Step 1:** Given state trajectories and the reward obtained when an associated non-Markovian task is achieved via interaction with the initially unknown product MDP  $\mathcal{M} \otimes \mathcal{A}$ , learn any product MDP in  $[\mathcal{M} \otimes \mathcal{A}]$ .

**Definition 7.** The digraph  $G = (E, V)$  underlying an MC/MDP  $\mathcal{M}$  with state-space  $\mathcal{S}$  and transition probability function  $P$  has  $V = \mathcal{S}$  and  $E = \{s_i \rightarrow s_j : P(s_j | s_i) > 0\}$  if  $\mathcal{M}$  is an MC, or  $E = \{s_i \rightarrow s_j : \exists a_k \in \mathcal{A} \text{ s.t. } P(s_j | s_i, a_k) > 0\}$  if  $\mathcal{M}$  is an MDP (where  $\mathcal{A}$  is its action-space.).  $\mathcal{M}$  is *structurally correct* with respect to another MC/MDP  $\mathcal{M}'$  if the underlying digraph of  $\mathcal{M}$  is isomorphic to  $\mathcal{M}'$ .

In summary, the product MDP is learnt by viewing the agent’s interaction with an unknown product MDP  $\mathcal{M} \otimes \mathcal{A}$  as a POMDP  $\mathcal{P}^\otimes$  with observation sequences from  $(\mathcal{S} \times \{0, 1\})^+$ . Any algorithm which learns a maximum likelihood estimate (MLE) for the HMM parameters is asymptotically structurally correct, provided it converges to the true MLE and belongs in the equivalence class  $[\mathcal{M} \otimes \mathcal{A}]^6$  (Leroux 1992; Yang, Balakrishnan, and Wainwright 2015).

### 3.2 Step 2: Distil a TA from learnt Product MDP

Before we distil the TA from the learnt product MDP, Proposition 4 (proven in Appendix A) says that by learning the product MDP, the transition function  $P$  of the true MDP  $\mathcal{M}$  is learnt as a byproduct. Technically, given  $\mathcal{O} = \mathcal{S} \times \{0, 1\}$ , the observation probability function  $Z$  is a function  $\mathcal{S} \times \{0, 1\} \times \mathcal{S}^\otimes \rightarrow [0, 1]$ , but we will abuse notation here and write  $Z(s | s^\otimes)$  because we do not need the reward observation from  $\{0, 1\}$ .

**Proposition 4.** Given a POMDP  $\mathcal{P}^\otimes = (\mathcal{M} \otimes \mathcal{A}, \mathcal{O}, Z)$ , the transition probability  $P$  for  $\mathcal{M}$  can be obtained:

$$P(s_l | s_k, a) = \sum_{\{s_j^\otimes : Z(s_l | s_j^\otimes)=1\}} P^\otimes(s_{t+1}^\otimes = s_j^\otimes | s_t^\otimes = s_k^\otimes, a_t = a) \\ \text{for any } s_i^\otimes \text{ s.t. } Z(s_k | s_i^\otimes) = 1.$$

Even when the agent knows the TA state component  $q$  of each product MDP state  $s^\otimes = \langle s, q \rangle$ , which at the start of Section 3.1 we explained is unrealistic, they can only ever

<sup>6</sup>This implies that every hidden state of the learned model must correspond to a product state  $s^\otimes \in \mathcal{S}^\otimes$  in the true product Markov process  $\mathcal{M} \otimes \mathcal{A}$ .

recover the fragment of the TA that is accessible using paths in the MDP, the *MDP-restricted TA*.

**Definition 8.** Given an MDP  $\mathcal{M}$  and a TA  $\mathcal{A}$ , an *MDP-restricted TA*  $\mathcal{A}_{\mathcal{M}}$  is the sub-graph of  $\mathcal{A}$  covered by all MDP-attainable traces. We refer to paths within/outside of the MDP-restricted TA sub-graph as the *MDP-attainable/MDP-non-attainable* paths of the TA.

**Proposition 5.** Suppose there is a true underlying MDP  $\mathcal{M}$  and specification given by TA  $\mathcal{A}$ . Let an agent know a product MDP  $\mathcal{M}' \otimes \mathcal{A}'$  that is structurally correct and belongs in  $[\mathcal{M} \otimes \mathcal{A}]$ , where the agent can observe  $s$  and  $q$  for all  $\langle s, q \rangle \in \mathcal{S}^{\otimes}$ . Then, the agent can learn the MDP-restricted TA  $\mathcal{A}_{\mathcal{M}}$ , but may not be able to learn the full TA  $\mathcal{A}$ .

We now return to the primary goal of Step 2: distil a TA from the learnt product MDP  $\mathcal{M} \otimes \mathcal{A}$ . From Step 1, the agent knows the digraph of  $\mathcal{M} \otimes \mathcal{A}$  and, using Proposition 4, the agent also knows the transition probability function  $P$  of the true MDP  $\mathcal{M}$ . Therefore, we first compute a product MC  $\mathcal{M}_{\pi} \otimes \mathcal{A}$  by assigning to the agent the policy  $\pi$  that selects actions uniformly at random (in the case where the product Markov process  $\mathcal{M} \otimes \mathcal{A}$  has actions). Next, we recognise that when the edges of the digraph underlying  $\mathcal{M}_{\pi} \otimes \mathcal{A}$  are labelled according to each edge’s target state, it results in an NFA whose accepting states are those in which reward 1 is obtained (Proposition 6 is proved in Appendix A). For an example, please refer to Appendix E.

**Proposition 6.** Given a labelled product MC  $\mathcal{M}_{\pi} \otimes \mathcal{A}$  with binary reward, labelling every edge  $\langle s_i, q \rangle \rightarrow \langle s_j, q_j \rangle$  according to the label of its target state’s MDP component (i.e., in this case,  $L(s_j) = \ell_j$ )<sup>7</sup>, results in an NFA.

This suggests that one way to solve Step 2 is to convert the NFA underlying the learnt product MC  $\mathcal{M}_{\pi} \otimes \mathcal{A}$  into a DFA using the classic subset construction method (Rabin and Scott 1959). The language of this DFA will be the same as the MDP-restricted TA  $\mathcal{A}_{\mathcal{M}}$ . Recall that this is the best we can do (cf. Proposition 5), as only MDP-attainable traces are observable during the exploration process. Proposition 7’s proof is relegated to Appendix A.

**Proposition 7.** Let  $\mathcal{N}$  be the NFA underlying the learnt product MC  $\mathcal{M}_{\pi} \otimes \mathcal{A}$ , then  $\mathcal{L}(\mathcal{N}) = \mathcal{L}(\mathcal{A}_{\mathcal{M}})$ , where  $\mathcal{A}_{\mathcal{M}}$  is the MDP-restricted true TA.

However, the subset-construction algorithm has worst-case exponential time complexity in the size of the NFA (i.e.,  $\mathcal{O}(2^{|\mathcal{S}^{\otimes}|})$ ) (Baier and Katoen 2008). We therefore introduce our *Cone Lumping*<sup>8</sup> method for determining NFAs that underlie product MDPs/MCs, which explicitly leverages their product structure. Our key insight is to observe that any out-going edges from a product state  $\langle s, q \rangle \in \mathcal{S}^{\otimes}$  of a product Markov chain  $\mathcal{M}_{\pi} \otimes \mathcal{A}$  that have the same label *must* transition to the same next TA state. Formally:

**Lemma 1 (Cone Lumping).** Given a labelled product MC  $\mathcal{M}_{\pi} \otimes \mathcal{A}$ , let  $E_l^{(s,q)} = \{\langle s, q \rangle \xrightarrow{L(s_i)} \langle s_i, q_j \rangle : L(s_i) =$

<sup>7</sup>Recall that the label  $\ell_i = L(s_i)$  corresponding to each MDP state  $s_i$  is known by the agent from the observed traces.

<sup>8</sup>The term ‘lumping’ aligns with existing literature (e.g., De-savi, Hermanns, and Sanders (2003))

$\ell\}$  be the set of all out-going edges from state  $\langle s, q \rangle$  in the digraph underlying  $\mathcal{M}_{\pi} \otimes \mathcal{A}$  with label  $\ell$ . Since any TA transition  $q \xrightarrow{\ell} q_j$  is deterministic, it follows that  $q_j = q_k$  for any pair  $q_j, q_k \in \{q' : \langle s, q \rangle \xrightarrow{\ell} \langle s_i, q' \rangle\}$ . Thus, for a given product state  $\langle s, q \rangle$ , we have that  $|\{q' : \langle s, q \rangle \xrightarrow{L(s_i)} \langle s_i, q' \rangle \wedge L(s_i) = \ell\}| = 1$ .




Lemma 1 says that all product states on the target-end of  $E_l^{(s,q)}$ ’s transitions have the same TA-state component, so they can be aggregated into a single state to represent that. When representing state transitions sequentially from left to right, the merging criterion looks for a cone structure to aggregate all states on the right-hand side. Performing cone lumping for all  $\ell \in \Sigma$  and all  $\langle s, q \rangle \in \mathcal{S}^{\otimes}$ , obtains a TA accepting (at minimum)  $\mathcal{L}(\mathcal{A}_{\mathcal{M}})$ , and at most  $\mathcal{L}(\mathcal{A})$  (by construction of the product MDP). This is because all non-determinism in the NFA underlying  $\mathcal{M} \otimes \mathcal{A}$  comes from the possible existence of multiple out-going edges with the same label from a product state. Formally:

**Step 2:** Given a labelled product MC  $\mathcal{M}_{\pi} \otimes \mathcal{A}$ , applying Cone Lumping for all  $\ell \in 2^{\mathcal{A}^P}$  and all  $\langle s, q \rangle \in \mathcal{S}^{\otimes}$  to  $\mathcal{M}_{\pi} \otimes \mathcal{A}$  returns a TA  $\mathcal{A}'_{\mathcal{M}}$ , where  $\mathcal{L}(\mathcal{A}'_{\mathcal{M}}) = \mathcal{L}(\mathcal{A}_{\mathcal{M}})$ .

**Proposition 8.** Cone Lumping can be used to determine any product MDP in (worst-case) exponentially less time ( $\mathcal{O}(|\mathcal{S}^{\otimes}|^3)$ ) than Rabin and Scott (1959)’s classic NFA to DFA subset-construction algorithm ( $\mathcal{O}(2^{|\mathcal{S}^{\otimes}|})$ ).

Cone Lumping efficiently converts an NFA underlying a labelled MC into a DFA (Corollary 8 is proved in Appendix A). Our TA is a DFA, so this helps transfer learning because the hardness has been confined to learning the product MDP. If the environment changes slightly, the agent only has to relearn the affected part of the product MDP, then can use Cone Lumping to efficiently find the new TA. Determinising a product MDP can also be useful outside of our work, e.g., for (bi)simulation studies (Larsen and Skou 1991).

### 3.3 Step 3: Remove environmental bias and minimise the learnt TA

The TA distilled from the product MDP in Step 2 is not unique (cf. Section 3.1). One reason for this is environmental bias. If a certain label *must* be traversed to reach a necessary label for achieving the underlying task specification, current automaton-learning algorithms cannot differentiate the importance of the two labels and will therefore assume that *both* are necessary transitions in the TA, even when the former is irrelevant for the task. For example, if going to the book yields a reward in Figure 1a, a naive TA learning algorithm may learn the bottom TA in Figure 1b because a -label must always be traversed immediately prior to reaching the -label, no matter which MDP path to  is taken; however, in fact, the middle TA might be sufficient (see Appendix A for a more extended discussion and proof of Theorem 1). This creates a significant obstacle to using the learnt TA as an encoding of a task specification for transfer learning in different environments. For this purpose, we must dissociate environmental bias as much as possible.



**Theorem 1** (Non-uniqueness of product MDP’s underlying TA). *Given an arbitrary product Markov process  $\mathcal{M} \otimes \mathcal{A}$ , where  $\mathcal{M}$  is an MDP or MC and  $\mathcal{A}$  is a TA, the TA distilled from  $\mathcal{M} \otimes \mathcal{A}$  may not be unique because there can exist  $\mathcal{A}' \neq \mathcal{A}$ , with or without  $\mathcal{L}(\mathcal{A}') \neq \mathcal{L}(\mathcal{A})$ , such that  $\mathcal{M} \otimes \mathcal{A} \cong \mathcal{M} \otimes \mathcal{A}'$ .*

**Corollary 1.** *It is in general impossible to verify that a TA  $\mathcal{A}'$  is the TA that underpins the product MDP  $\mathcal{M} \otimes \mathcal{A}$  (i.e., that  $\mathcal{A}' = \mathcal{A}$ ), even given knowledge of  $\mathcal{M}$  and  $\mathcal{M} \otimes \mathcal{A}$ .*

Thus, to minimise environmental bias, we use counterfactual reasoning in our *post-processing* step to select among the set of TA’s  $\{\mathcal{A}' : \mathcal{M} \otimes \mathcal{A}' \cong \mathcal{M} \otimes \mathcal{A}\}$  the TA that requires the smallest alphabet to explain its behaviour.

**Step 3:** Loop through all labels in  $L(\mathcal{S})$  and guess that each label has no effect in the supposed true TA  $\mathcal{A}$  (i.e., that they only self-loop on every TA state). To check this guess, first merge any states of the learned-automaton  $\mathcal{A}'$  that have a non-loop edge between them with the current iteration’s label, then check if the resulting TA outputs the correct acceptance/rejection on every word in the set of observation (training) sequences.

Note that this post-processing algorithm only removes labels that are meaningless to  $\mathcal{A}$ ; it does not remove labels that *are* necessary somewhere in  $\mathcal{A}$ , but that may still exist ‘wrongfully’ in  $\mathcal{A}'$  due to environmental bias. Future work will address this by looking for neighbourhoods of (possibly same-labelled) states that entirely surround another label and can be verified as necessary in the true task specification  $\mathcal{A}$ .

## 4 Experimental Results

Our C++ experiments evaluate the efficacy of Algorithm 1’s pipeline. As this is the first contribution concentrating on how best to learn both the TA and MDP in an entirely model-free environment, our goal is to assess our pipeline’s ability to scale with both MDP and TA sizes on experiments comparable to those in work surveyed in the related research section<sup>9,10</sup>. Our results also indicate the benefit to the agent of utilising a-priori knowledge as an initial learning bias.

Cone Lumping (Step 2) determinises the NFA underlying the product MDP for the 5x5 grid and 5-state DFA in 0.43s, and removing environmental bias (Step 3) takes 0.8ms. We thus confirm that these steps can be useful for other general purposes (as discussed in Sections 3.2 and 3.3) and turn to Step 1, which represents the bottleneck of Algorithm 1.<sup>11</sup>

We specify the time taken for the Baum-Welch algorithm to converge as the point when the difference between the transition matrix estimates over one pass through the training data achieves a maximum absolute row sum that is less

<sup>9</sup>For more details, refer to Appendix D. Code available at <https://anonymous.4open.science/r/TALearner/>

<sup>10</sup>In fact, although this means that a quantitative comparison is not appropriate, our 5x5 grid with a 5-state DFA is a larger problem than any of the benchmarks proposed by (Abadi and Brafman 2020), and it doesn’t require the oracle of  $L^*$  approaches nor any model of the MDP, unlike SAT-based approaches.

<sup>11</sup>The question of whether there is an automaton with  $n$  states that agrees with a finite set  $D$  of data is NP-complete (Gold 1978).

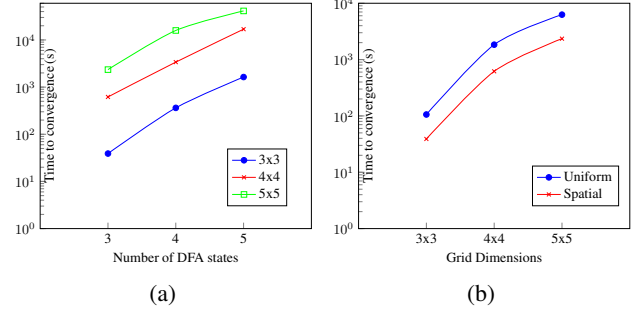


Figure 2: Algorithm 1 (Step 1)’s convergence times for (a) varying MDP and TA sizes and (b) initialising transition matrix estimates using a uniform vs a partially informed prior.

than 10<sup>-6</sup>. Figure 2a shows the dependence of the convergence time of our HMM learning on the sizes of the MDP environment (3x3, 4x4, and 5x5 grid worlds) and of the TA (3, 4, and 5 states). The latter represent increasingly complex sequences of sub-tasks that the agent must complete before receiving reward. Figure 2b illustrates the convergence time dependence on the initial estimate of the transition matrix and the benefits of incorporating prior knowledge about (1) its own random exploration policy and (2) the fact that the agent knows it is in a gridworld where it can only move to adjacent cells. This highlights our approach’s applicability in scenarios ranging from where the agent begins with no information to where they can leverage partial information already known about the environment or the TA. All experiments are the average of 3 runs and were conducted on an Intel Xeon Gold 6248 (2.50GHz) CPU.

## 5 Conclusions and Future work

We have introduced an unsupervised pipeline for an RL agent to learn a task specification, encoded as a ‘task automaton’, in unknown environments with sparse and non-Markovian rewards. The agent first learns a product MDP – a composition of the task automaton with the environment’s MDP before distilling out a task automaton using our efficient ‘Cone Lumping’ method. Finally, our post-processing routine, which can be used by any method for learning automata in RL, minimises environmental bias and simplifies the learnt task automaton.

As ongoing and future work, we are extending to environments with multiple tasks that can be learnt (i.e., cases where an agent can achieve reward by satisfying multiple different specifications); introducing active learning to improve the efficiency of the rate-limiting Step 1; and investigating environments with multiple agents that might get reward for completing different tasks (or through cooperating and sharing information about the part of the environment they have been exploring to expedite the other’s learning process). Finally, we intend to extend this work to cases where the task automata encode  $\omega$ -regular LTL properties, which require evaluation over infinite trajectories.

## References

- Abadi, E.; and Brafman, R. I. 2020. Learning and solving regular decision processes. In *29th International Joint Conference on Artificial Intelligence, IJCAI 2020*, 1948–1954. International Joint Conferences on Artificial Intelligence.
- Amodei, D.; Olah, C.; Steinhardt, J.; Christiano, P.; Schulman, J.; and Mané, D. 2016. Concrete problems in AI safety. *arXiv preprint arXiv:1606.06565*.
- Angluin, D. 1987. Learning regular sets from queries and counterexamples. *Information and computation*, 75(2): 87–106.
- Araki, B.; Li, X.; Vodrahalli, K.; DeCastro, J.; Fry, M.; and Rus, D. 2021. The logical options framework. In *International Conference on Machine Learning*, 307–317. PMLR.
- Bacchus, F.; and Kabanza, F. 1998. Planning for temporally extended goals. *Annals of Mathematics and Artificial Intelligence*, 22(1): 5–27.
- Baier, C.; and Katoen, J.-P. 2008. *Principles of model checking*. MIT press.
- Baum, L. E.; and Petrie, T. 1966. Statistical inference for probabilistic functions of finite state Markov chains. *The annals of mathematical statistics*, 37(6): 1554–1563.
- Bellman, R. 1961. Adaptive control processes: a guided tour princeton university press. *Princeton, New Jersey, USA*, 96.
- Bienvenu, M.; Fritz, C.; and McIlraith, S. A. 2006. Planning with Qualitative Temporal Preferences. *KR*, 6: 134–144.
- Brafman, R.; De Giacomo, G.; and Patrizi, F. 2018. LTLf/LDLf non-markovian rewards. In *Proceedings of the AAAI Conference on Artificial Intelligence*, volume 32.
- Camacho, A.; Icarte, R. T.; Klassen, T. Q.; Valenzano, R. A.; and McIlraith, S. A. 2019. LTL and Beyond: Formal Languages for Reward Function Specification in Reinforcement Learning. In *IJCAI*, volume 19, 6065–6073.
- Corazza, J.; Gavran, I.; and Neider, D. 2022. Reinforcement Learning with Stochastic Reward Machines. In *Proceedings of the AAAI Conference on Artificial Intelligence*, volume 36, 6429–6436.
- De Giacomo, G.; and Vardi, M. Y. 1999. Automata-theoretic approach to planning for temporally extended goals. In *European Conference on Planning*, 226–238. Springer.
- Derisavi, S.; Hermanns, H.; and Sanders, W. H. 2003. Optimal state-space lumping in Markov chains. *Information Processing Letters*, 87(6): 309–315.
- Dohmen, T.; Topper, N.; Atia, G.; Beckus, A.; Trivedi, A.; and Velasquez, A. 2022. Inferring Probabilistic Reward Machines from Non-Markovian Reward Signals for Reinforcement Learning. In *Proceedings of the International Conference on Automated Planning and Scheduling*, volume 32, 574–582.
- Furelos-Blanco, D.; Law, M.; Russo, A.; Broda, K.; and Jonsson, A. 2020. Induction of subgoal automata for reinforcement learning. In *Proceedings of the AAAI Conference on Artificial Intelligence*, volume 34, 3890–3897.
- Gaon, M.; and Brafman, R. 2020. Reinforcement learning with non-markovian rewards. In *Proceedings of the AAAI Conference on Artificial Intelligence*, volume 34, 3980–3987.
- Gold, E. M. 1978. Complexity of automaton identification from given data. *Information and control*, 37(3): 302–320.
- Hasanbeig, M.; Abate, A.; and Kroening, D. 2018. Logically-constrained reinforcement learning. *arXiv preprint arXiv:1801.08099*.
- Hasanbeig, M.; Jeppu, N. Y.; Abate, A.; Melham, T.; and Kroening, D. 2021. Deepsynth: Automata synthesis for automatic task segmentation in deep reinforcement learning. In *Proceedings of the AAAI Conference on Artificial Intelligence*, volume 35, 7647–7656.
- Icarte, R. T.; Klassen, T. Q.; Valenzano, R.; and McIlraith, S. A. 2022. Reward machines: Exploiting reward function structure in reinforcement learning. *Journal of Artificial Intelligence Research*, 73: 173–208.
- Jothimurugan, K.; Bansal, S.; Bastani, O.; and Alur, R. 2021. Compositional reinforcement learning from logical specifications. *Advances in Neural Information Processing Systems*, 34: 10026–10039.
- Larsen, K. G.; and Skou, A. 1991. Bisimulation through probabilistic testing. *Information and computation*, 94(1): 1–28.
- Leroux, B. G. 1992. Maximum-likelihood estimation for hidden Markov models. *Stochastic processes and their applications*, 40(1): 127–143.
- Littman, M. L.; Topcu, U.; Fu, J.; Isbell, C.; Wen, M.; and MacGlashan, J. 2017. Environment-independent task specifications via GLTL. *arXiv preprint arXiv:1704.04341*.
- Mnih, V.; Kavukcuoglu, K.; Silver, D.; Rusu, A. A.; Veness, J.; Bellemare, M. G.; Graves, A.; Riedmiller, M.; Fidjeland, A. K.; Ostrovski, G.; et al. 2015. Human-level control through deep reinforcement learning. *nature*, 518(7540): 529–533.
- Neary, C.; Verginis, C.; Cubuktepe, M.; and Topcu, U. 2022. Verifiable and compositional reinforcement learning systems. In *Proceedings of the International Conference on Automated Planning and Scheduling*, volume 32, 615–623.
- Pateria, S.; Subagdja, B.; Tan, A.-h.; and Quek, C. 2021. Hierarchical reinforcement learning: A comprehensive survey. *ACM Computing Surveys (CSUR)*, 54(5): 1–35.
- Rabin, M. O.; and Scott, D. 1959. Finite automata and their decision problems. *IBM journal of research and development*, 3(2): 114–125.
- Rabiner, L. R. 1989. A tutorial on hidden Markov models and selected applications in speech recognition. *Proceedings of the IEEE*, 77(2): 257–286.
- Rens, G.; Raskin, J.-F.; Reynoaud, R.; and Marra, G. 2020. Online Learning of Non-Markovian Reward Models. In *Proceedings of the Thirteenth International Conference on Agents and Artificial Intelligence*, volume 2, 74–66. Scitepress.
- Ronca, A.; Licks, G. P.; and De Giacomo, G. 2022. Markov abstractions for PAC reinforcement learning in non-markov decision processes. *arXiv preprint arXiv:2205.01053*.



- Sutton, R. S.; Precup, D.; and Singh, S. 1999. Between MDPs and semi-MDPs: A framework for temporal abstraction in reinforcement learning. *Artificial intelligence*, 112(1-2): 181–211.
- Taylor, M. E.; and Stone, P. 2007. Cross-domain transfer for reinforcement learning. In *Proceedings of the 24th international conference on Machine learning*, 879–886.
- Thiébaux, S.; Gretton, C.; Slaney, J.; Price, D.; and Kabanza, F. 2006. Decision-theoretic planning with non-Markovian rewards. *Journal of Artificial Intelligence Research*, 25: 17–74.
- Tkachev, I.; Mereacre, A.; Katoen, J.-P.; and Abate, A. 2017. Quantitative model-checking of controlled discrete-time Markov processes. *Information and Computation*, 253: 1–35.
- Toro Icarte, R.; Waldie, E.; Klassen, T.; Valenzano, R.; Castro, M.; and McIlraith, S. 2019. Learning reward machines for partially observable reinforcement learning. *Advances in Neural Information Processing Systems*, 32: 15523–15534.
- Vazquez-Chanlatte, M.; Jha, S.; Tiwari, A.; Ho, M. K.; and Seshia, S. 2018. Learning Task Specifications from Demonstrations. *Advances in Neural Information Processing Systems*, 31: 5367–5377.
- Verginis, C.; Koprulu, C.; Chinchali, S.; and Topcu, U. 2022. Joint Learning of Reward Machines and Policies in Environments with Partially Known Semantics. *arXiv preprint arXiv:2204.11833*.
- Xu, Z.; Gavran, I.; Ahmad, Y.; Majumdar, R.; Neider, D.; Topcu, U.; and Wu, B. 2020. Joint inference of reward machines and policies for reinforcement learning. In *Proceedings of the International Conference on Automated Planning and Scheduling*, volume 30, 590–598.
- Yang, F.; Balakrishnan, S.; and Wainwright, M. J. 2015. Statistical and computational guarantees for the Baum-Welch algorithm. In *2015 53rd Annual Allerton Conference on Communication, Control, and Computing (Allerton)*, 658–665. IEEE.

# Technical Appendix: Learning Task Automata for RL Using Hidden Markov Models

## A Proofs of Technical Results

**Proposition 3.** Let  $\mathcal{M}$  be a labelled MC or MDP. For any two TAs  $\mathcal{A}, \mathcal{A}'$  such that  $\mathcal{L}(\mathcal{A}) = \mathcal{L}(\mathcal{A}')$ , we have  $\mathcal{M} \otimes \mathcal{A} \cong \mathcal{M} \otimes \mathcal{A}'$ .

*Proof.* Consider the two product Markov processes  $\mathcal{M} \otimes \mathcal{A}$  and  $\mathcal{M} \otimes \mathcal{A}'$  constructed by composing the MC or MDP  $\mathcal{M}$  with each TA  $\mathcal{A}$  and  $\mathcal{A}'$ . At each time step  $t$ , the agent’s observation  $o_t$  is a pair in  $\mathcal{S} \times \{0, 1\}$ . Therefore, observation sequences restricted to the first component of the observation pair are state trajectories, and restricted to the second component are reward sequences  $(\chi_{\mathcal{F}}(q_t))_{t=0}^{\tau} \in \{0, 1\}^*$ . The probabilities of state trajectories must be equal for  $\mathcal{M} \otimes \mathcal{A}$  and  $\mathcal{M} \otimes \mathcal{A}'$  since they are constructed from identical environments  $\mathcal{M}$  and the probabilities of reward sequences must be equal because the languages of  $\mathcal{A}$  and  $\mathcal{A}'$  are identical by assumption.  $\square$

**Proposition 4.** Given a POMDP  $\mathcal{P}^{\otimes} = (\mathcal{M} \otimes \mathcal{A}, \mathcal{O}, Z)$ , the transition probability  $P$  for  $\mathcal{M}$  can be obtained:

$$P(s_l | s_k, a) = \sum_{\{s_j^{\otimes} : Z(s_l | s_j^{\otimes})=1\}} P^{\otimes}(s_{t+1}^{\otimes} = s_j^{\otimes} | s_t^{\otimes} = s_i^{\otimes}, a_t = a)$$

$$\text{for any } s_i^{\otimes} \text{ s.t. } Z(s_k | s_i^{\otimes}) = 1.$$

If  $\mathcal{M}$  is an MC, there is only one action in each state, and so this special case is:

$$P(s_l | s_k) = \sum_{\{s_j^{\otimes} : Z(s_l | s_j^{\otimes})=1\}} P^{\otimes}(s_{t+1}^{\otimes} = s_j^{\otimes} | s_t^{\otimes} = s_i^{\otimes})$$

$$\text{for any } s_i^{\otimes} \text{ s.t. } Z(s_k | s_i^{\otimes}) = 1.$$

*Proof.* This follows from the fact that the observation function  $Z$  is deterministic – i.e., when the hidden state is  $s_i^{\otimes} = \langle s_i, q_i \rangle$ , the observation is  $\langle s_i, \chi_{\mathcal{F}}(q_i) \rangle$  with probability 1 – and so there is exactly one  $s \in \mathcal{S}$  such that  $Z(s | s_i^{\otimes}) = 1$ .  $\square$

**Proposition 5.** Suppose there is a true underlying MDP  $\mathcal{M}$  and given TA  $\mathcal{A}$ . Let an agent know a product MDP  $\mathcal{M}' \otimes \mathcal{A}'$  that is structurally correct and belongs to the equivalence class  $[\mathcal{M} \otimes \mathcal{A}]$ , where the agent can observe  $s$  and  $q$  for all  $\langle s, q \rangle \in \mathcal{S}^{\otimes}$ . Then, the agent can learn the MDP-restricted TA  $\mathcal{A}_{\mathcal{M}}$ , but may not be able to learn the full TA  $\mathcal{A}$ .

*Proof.* Start with the product MDP  $\mathcal{M}' \otimes \mathcal{A}'$ , where the agent can observe the MDP and TA state components ( $s$  and  $q$ ) of each product MDP state  $s^{\otimes} = \langle s, q \rangle$ . Induce a product MC  $\mathcal{M}'_{\pi} \otimes \mathcal{A}'$  by employing a random exploration policy  $\pi$ . Note that any exploration policy can be used here, provided that every action is chosen at every state with non-zero probability. For each transition  $P^{\otimes}(\langle s_j, q_j \rangle | \langle s_i, q_i \rangle) > 0$  in  $\mathcal{M}'_{\pi} \otimes \mathcal{A}'$ , add the edge  $q_i \xrightarrow{L(s_j)} q_j$  to the candidate TA (unless it already exists). After going through all such transitions in the product MDP, all TA transitions accessible by an MDP-attainable trace must have been exhausted. We have therefore created the MDP-restricted TA  $\mathcal{A}_{\mathcal{M}}$ .  $\mathcal{A}_{\mathcal{M}}$  may not be equal to the true underlying TA  $\mathcal{A}$  because there might exist a path in  $\mathcal{A}$  that corresponds with a trace that cannot be generated by an agent exploring in  $\mathcal{M}$ .  $\square$

**Proposition 6.** Given a labelled MC  $\mathcal{M} \otimes \mathcal{A}$  (or  $\mathcal{M}_{\pi} \otimes \mathcal{A}$  constructed from a product MDP  $\mathcal{M} \otimes \mathcal{A}$  and a policy  $\pi$ ) with binary reward, then by labelling every edge  $\langle s_i, q \rangle \rightarrow \langle s_j, q_j \rangle$  according to the label of its target state’s MDP component (i.e., in this case,  $L(s_j) = \ell_j$ ), the resulting structure is an NFA.

*Proof.* An NFA is a tuple  $(\mathcal{Q}, q_0, \Sigma, \delta, \mathcal{F})$  (Definition 2). The set of states  $\mathcal{Q}$  is the set of states of the learnt product MDP. The state  $q_0$  is the same as the initial state of the product MDP (since the initial states of the MDP  $\mathcal{M}$  and TA  $\mathcal{A}$  are known).  $\Sigma = 2^{\mathcal{A}^{\mathcal{P}}}$  since these are the possible labels of the edges.  $\delta$  is indeed a non-deterministic transition function since from any state  $s \in \mathcal{S}$ , there may be multiple  $s_i \in \mathcal{S}$  such that a transition from  $s$  to  $s_i$  is possible, and  $L(s_i) = \ell$ . That is, multiple possible next states may exist, which all have the same label. Finally, the accepting states  $\mathcal{F}$  are the accepting states of the product MC  $\mathcal{M} \otimes \mathcal{A}$  (or  $\mathcal{M}_{\pi} \otimes \mathcal{A}$ ) – i.e., the states where the reward observed is non-zero.  $\square$

**Proposition 7.** Let  $\mathcal{N}$  be the NFA underlying the learnt product MC  $\mathcal{M}_{\pi} \otimes \mathcal{A}$ , then  $\mathcal{L}(\mathcal{N}) = \mathcal{L}(\mathcal{A}_{\mathcal{M}})$ , where  $\mathcal{A}_{\mathcal{M}}$  is the MDP-restricted true TA.









*Proof.*  $\mathcal{N}$  accepts precisely those words that terminate at an accept state of the product MC  $\mathcal{M}_{\pi} \otimes \mathcal{A}$ , and because a product state is an accept state if and only if its TA-component is accepting, the language recognised by  $\mathcal{N}$  must be contained in the language of the true underlying TA. Moreover, because the set of paths in  $\mathcal{N}$  underlying  $\mathcal{M}_{\pi} \otimes \mathcal{A}$  is precisely the set of MDP-attainable paths of the true TA, the language of  $\mathcal{N}$  is precisely the language of the MDP-restricted TA  $\mathcal{A}_{\mathcal{M}}$ .  $\square$

**Proposition 8.** *Cone Lumping can be used to determinise any product MDP in (worst-case) exponentially less time ( $\mathcal{O}(|\mathcal{S}^\otimes|^3)$ ) than Rabin and Scott (1959)’s classic NFA to DFA subset-construction algorithm ( $\mathcal{O}(2^{|\mathcal{S}^\otimes|})$ ).*

*Proof.* Our implementation of Cone Lumping (Lemma 1) uses iterations that involve looping over all states in  $\mathcal{S}^\otimes$  and all out-going transitions at each state and then merging any successor-states<sup>12</sup> with the same label from  $2^{\mathcal{A}^\mathcal{P}}$  into one equivalence class that is used as the new state. The iterations end when no states can be ‘lumped’ into the same equivalence class (corresponding to the same TA state). In the worst case, only one state is subtracted from the NFA upon each iteration, implying that there are at most  $|\mathcal{S}^\otimes| - 1$  iterations. This also implies that, in the worst case, the number of successor-states that need to be checked on iteration  $i$  is  $(|\mathcal{S}^\otimes| - i)^2$ : there are  $|\mathcal{S}^\otimes| - i$  states left in the model, and from any of these there are at most  $|\mathcal{S}^\otimes| - i$  out-going edges (in the worst case, the underlying graph is fully-connected). Thus, the worst-case number of check-operations before this algorithm terminates is  $\sum_{i=2}^{|\mathcal{S}^\otimes|} i^2 = \frac{1}{6}|\mathcal{S}^\otimes|(|\mathcal{S}^\otimes| + 1)(2|\mathcal{S}^\otimes| + 2) - 1 = \mathcal{O}(|\mathcal{S}^\otimes|^3)$ . In the common case where there are precisely  $k$  permitted out-going transitions from any state in the model (e.g., gridworld environments), this complexity reduces to  $\sum_{i=2}^{|\mathcal{S}^\otimes|} i \cdot k = k \frac{|\mathcal{S}^\otimes|(|\mathcal{S}^\otimes| + 1)}{2} - k = \mathcal{O}(|\mathcal{S}^\otimes|^2)$ .  $\square$

**Theorem 1** (Non-uniqueness of product MDP’s underlying TA). *Given an arbitrary product Markov process  $\mathcal{M} \otimes \mathcal{A}$ , where  $\mathcal{M}$  is an MDP or MC and  $\mathcal{A}$  is a TA, the TA distilled from  $\mathcal{M} \otimes \mathcal{A}$  may not be unique because there can exist  $\mathcal{A}' \neq \mathcal{A}$ , with or without  $\mathcal{L}(\mathcal{A}) \neq \mathcal{L}(\mathcal{A}')$ , such that  $\mathcal{M} \otimes \mathcal{A} \cong \mathcal{M} \otimes \mathcal{A}'$ .*

*Proof by (counter)example.* Let  $\mathcal{M}$  be the labelled MDP defined by the environment in Figure 1, with  $\mathcal{A}$  taken to be up, down, left, and right as normal. Let  $\mathcal{A}/\mathcal{A}'$  be the TA’s middle/bottom in Figure 1b, where  $\mathcal{A}$  is the true TA. Then,  $\mathcal{A}'$  satisfies  $\mathcal{M} \otimes \mathcal{A}' \cong \mathcal{M} \otimes \mathcal{A}$ .

In the environment of Figure 1, a -label must be traversed immediately prior to reaching the -label every time, no matter which MDP path to  is taken (unless the agent is already at , but in our setup, the agent’s exploration ends at this point and so no extra reward is achieved after reaching it). Because reward is only obtained upon reaching , there is no way to identify from the reward signal if the sequence (, ) is necessary for reward, or if the agent only needs to reach . In other words, the agent does not know which of the two task specifications, expressed by the TAs  $\mathcal{A}$  and  $\mathcal{A}'$ , is sufficient.

This reasoning is represented by the fact that the two product MDPs  $\mathcal{M} \otimes \mathcal{A}'$  and  $\mathcal{M} \otimes \mathcal{A}$  are identical except for the TA-state names. Let  $s_{ij}$  be the state in the  $i$ ’th row and  $j$ ’th column of the gridworld in Figure 1, then, for example, where there is a transition  $\langle s_{01}, q_0 \rangle \rightarrow \langle s_{01}, q_1 \rangle$  in  $\mathcal{M} \otimes \mathcal{A}'$ , there is a corresponding transition  $\langle s_{01}, q_0 \rangle \rightarrow \langle s_{01}, q_0 \rangle$  in  $\mathcal{M} \otimes \mathcal{A}$ . Therefore, the underlying NFAs of each product MDP are identical because  $\mathcal{M} \otimes \mathcal{A}' \cong \mathcal{M} \otimes \mathcal{A}$ .  $\square$

## B Baum-Welch Algorithm

This section introduces the Baum-Welch algorithm that we use to implement Step 1 of our task automaton learning pipeline. In our case, we have a hidden Markov model  $\mathcal{P}^\otimes = (\mathcal{S}^\otimes, s_o^\otimes, P^\otimes, R^\otimes, \gamma, \mathcal{O}, Z)$  (or  $\mathcal{P}_\pi^\otimes$  if the product Markov process was a product MDP). This algorithm uses an instantiation of the Expectation-Maximisation method to find the hidden transition matrix  $P^\otimes$  and the observation (or emissions) distribution  $Z$  that maximises the likelihood of obtaining the given set of observation sequences,

$$O = (o_1, \dots, o_T) \in (\mathcal{O}^+)^T.$$

Formally, we represent this optimisation problem via

$$\langle \hat{P}^\otimes, \hat{Z} \rangle = \operatorname{argmax}_{\langle P^\otimes, Z \rangle} \Pr(O \mid \langle P, Z \rangle).$$

**Defining HMM Parameters.** The hidden Markov chain’s state space is the set  $\mathcal{S}^\otimes$  and, as is commonly done, we will view the transition probability function  $P^\otimes : \mathcal{S}^\otimes \times \mathcal{S}^\otimes \rightarrow [0, 1]$  as a matrix, with elements

$$P_{ij}^\otimes \equiv P^\otimes(s_t^\otimes = s_j^\otimes \mid s_{t-1}^\otimes = s_i^\otimes).$$

This representation is induced by a bijective mapping, so no information is lost.

We do the same for the distribution  $Z$ , but call the matrix  $E^Z$  (for ‘emissions from  $Z$ ’):

$$E_{ij}^Z \equiv Z(o_t = o_i \mid s_t^\otimes = s_j^\otimes).$$

Here,  $o_i$  represents the  $i$ -th element of the finite observation set  $\mathcal{O}$  under any fixed ordering. Thus,  $E_{ij}^Z$  is the probability that observation  $\mathcal{O}_i$  is emitted when the hidden state is  $s_j^\otimes$ .

Under these definitions,  $P^\otimes$  is an  $|\mathcal{S}^\otimes| \times |\mathcal{S}^\otimes|$  matrix and  $E^Z$  is an  $|\mathcal{S}^\otimes| \times |\mathcal{O}|$  matrix.

Lastly, we define the initial state distribution  $\rho \in [0, 1]^{|\mathcal{S}^\otimes|}$  by

$$\rho_j \equiv \Pr[s_0^\otimes = s_j^\otimes].$$

<sup>12</sup>A state  $\langle s', q' \rangle$  such that  $\langle s, q \rangle \rightarrow \langle s', q' \rangle$  is called a *successor-state* of  $\langle s, q \rangle$ .

In our application, the starting state is always known to be the same, so this distribution will always have support 1.

**Initialisation.** If no prior knowledge (approximation) of  $P^\otimes$  or  $E^Z$  is available, initialise their matrices uniformly at random with the unit measure constraint:

$$\sum_{\{s_j^\otimes: s_j^\otimes \in \mathcal{S}^\otimes\}} P_{ij}^\otimes = 1$$

$$\sum_{\{o_j: o_j \in \mathcal{O}\}} E_{ij}^Z = 1.$$

Information in the form of a guess can also be used to accelerate convergence and steer the optimisation iterations in the direction of a desired local maximum. We will use this fact to define  $E^Z$  according to the deterministic observation mapping  $\langle s, q \rangle \mapsto \langle s, \chi_{\mathcal{F}}(q) \rangle$ , or  $\langle s, q \rangle \mapsto \langle L(s), \chi_{\mathcal{F}}(q) \rangle$  if we choose observations to be from  $(L(\mathcal{S}) \times \{0, 1\})^+$  rather than  $(\mathcal{S} \times \{0, 1\})^+$  (Section 3.1).

**Forward Procedure.** This first variable is the probability that the input model is in hidden state  $s_i^\otimes$  at time  $t$  in the given observation sequence  $o_{t+1}, \dots, o_{\mathcal{T}}$  (also referred to as ‘training data’ in machine learning terminology):

$$\alpha_i(t) \equiv \Pr[o_1, \dots, o_t, s_t^\otimes = s_i^\otimes \mid \langle P^\otimes, Z \rangle]$$

Then the following recursive relations are used to compute these variables for later use in the update step:

$$1. \alpha_i(1) = \pi_i E_{i, o_1}^Z$$

$$2. \alpha_i(t+1) = E_{i, o_{t+1}}^Z \sum_{j=1}^{|\mathcal{S}^\otimes|} \alpha_j(t) P_{ji}^\otimes$$

**Backward Procedure.** These variables are calculated backwards temporally for ‘smoothing’ of the calculated probabilities:

$$\beta_i(t) \equiv \Pr[o_{t+1}, \dots, o_{\mathcal{T}} \mid s_t^\otimes = i, \langle P^\otimes, Z \rangle]$$

Then the following recursive relations are used to compute these variables for use in the update step:

$$1. \beta_i(\mathcal{T}) = 1$$

$$2. \beta_i(t) = \sum_{j=1}^{|\mathcal{S}^\otimes|} \beta_j(t+1) P_{ij}^\otimes E_{o_{t+1}, j}^Z.$$

**Calculate Update Parameters.** The first update parameter is

$$\gamma_i(t) = \Pr[s_t^\otimes = i \mid (o_t)_{t=1}^{\mathcal{T}}, \langle P^\otimes, Z \rangle] = \frac{\Pr[s_t^\otimes = s_i^\otimes, (o_t)_{t=1}^{\mathcal{T}} \mid \langle P^\otimes, Z \rangle]}{\Pr[(o_t)_{t=1}^{\mathcal{T}} \mid \langle P^\otimes, Z \rangle]} = \frac{\alpha_i(t) \beta_i(t)}{\sum_{j=1}^{|\mathcal{S}^\otimes|} \alpha_j(t) \beta_j(t)}.$$

Note that by the definitions of  $\alpha_i(t)$  and  $\beta_i(t)$ ,  $\sum_{j=1}^{|\mathcal{S}^\otimes|} \alpha_j(t) \beta_j(t)$  is a sum over all possible hidden states which could occur at time  $t$  that manifest the same observation sequence  $(o_t)_{t=1}^{\mathcal{T}}$ .

The other update parameter is

$$\begin{aligned} \xi_{ij}(t) &= \Pr[s_t^\otimes = s_i^\otimes, s_{t+1}^\otimes = s_j^\otimes \mid (o_t)_{t=1}^{\mathcal{T}}, \langle P^\otimes, Z \rangle] \\ &= \frac{\Pr[s_t^\otimes = i, s_{t+1}^\otimes = j, (o_t)_{t=1}^{\mathcal{T}} \mid \langle P^\otimes, Z \rangle]}{\Pr[(o_t)_{t=1}^{\mathcal{T}} \mid \langle P^\otimes, Z \rangle]} \quad (\text{by Bayes' Theorem}) \\ &= \frac{\alpha_i(t) P_{ij}^\otimes \beta_j(t+1) E_{o_{t+1}, j}^Z}{\sum_{u, v \in \mathcal{S}^\otimes} \alpha_u(t) P_{uv}^\otimes \beta_v(t+1) E_{o_{t+1}, v}^Z}, \end{aligned}$$

where the final denominator here is a sum over all possible hidden state transitions from time  $t$  to  $t+1$  which can give rise to the specific observation sequence  $(o_t)_{t=1}^{\mathcal{T}}$ .

**Update Step.** We calculate the actual model updates with the following equation\*s:

$$\begin{aligned} \tilde{P}_{ij}^\otimes &= \frac{\sum_{t=0}^{\mathcal{T}-1} \xi_{ij}(t)}{\sum_{t=0}^{\mathcal{T}-1} \gamma_i(t)} = \frac{\sum_{t=0}^{\mathcal{T}-1} \Pr[s_t^\otimes = i, s_{t+1}^\otimes = j \mid (o_t)_{t=1}^{\mathcal{T}}, \langle P^\otimes, Z \rangle]}{\sum_{t=0}^{\mathcal{T}-1} \Pr[s_t^\otimes = i \mid (o_t)_{t=1}^{\mathcal{T}}, \langle P^\otimes, Z \rangle]} \\ \tilde{E}_{ji}^Z &= \frac{\sum_{t=0}^{\mathcal{T}-1} \chi_{o_t=j}(o_t) \gamma_i(t)}{\sum_{t=0}^{\mathcal{T}-1} \gamma_i(t)}, \end{aligned}$$

where  $\chi_{o_t=j}$  is the indicator function for  $o_t = j \in \mathcal{O}$ .

After this step, we re-define  $P^\otimes := \tilde{P}^\otimes$  and  $E^Z := \tilde{E}^Z$ , and repeat all the steps with the same observation data  $(o_t)_{t=1}^{\mathcal{T}}$ . Baum-Welch implementations usually keep track of the magnitude of changes from iteration to iteration, terminating when changes become negligible, or when a user-defined maximum number of iterations is reached.

## C Mathematical Implementation of HMM Learning

Here we discuss any non-trivial linear algebra used to encode the models and data structures for the Baum-Welch algorithm.

As usual for MDPs, given the choice of some action  $a \in \mathcal{A}$  at any time  $t$ , the transition matrix  $\mathcal{T}_{P^\otimes}^a \in [0, 1]^{|S| \times |Q| \times |S| \times |Q|}$  corresponding to  $P^\otimes$  in  $\mathcal{M} \otimes \mathcal{A}$  is

$$(\mathcal{T}_{P^\otimes}^a)_{\langle s, q \rangle, \langle s', q' \rangle} \equiv P^\otimes(\langle s', q' \rangle \mid \langle s, q \rangle, a). \quad (1)$$

The primary non-trivial linear algebra tool used is the *Kronecker product*. Usually, this is denoted with the symbol  $\otimes$ , but we use  $\otimes_K$  to avoid confusion with our notation for the product MDP.

**Definition 9.** The Kronecker product of two matrices  $A, B$  is the block-matrix

$$A \otimes_K B \equiv \begin{pmatrix} A_{11}B & A_{12}B & \dots & A_{1m}B \\ A_{21}B & A_{22}B & & \\ \vdots & & \ddots & \\ A_{n1}B & & & A_{nm}B \end{pmatrix},$$

where each  $A_{ij}B$  is the  $B$ -sized matrix of the scalar  $A_{ij}$  multiplied by  $B$ .

The mathematical setup for converting a product MDP into an HMM is as follows (applies to any matrix-based implementation, this is not unique to our programmatic implementation).

We construct the product MDP according to Definition 4 and store it as a rank-3 tensor with each layer corresponding to the dynamics induced by a specific action. This implies that the dimensions of the tensor ( $\mathcal{T}$  above) correspond to  $|S| \times |Q| \times |S| \times |Q| \times |\mathcal{A}|$ . Each ‘action layer’ is equal to the matrix given by Equation 1 above.

Assuming uniform at random (u.a.r.) actions, we convert this product MDP to a Markov chain by summing through the action-dimension of the tensor and normalising; in other words, sum through the layers and then normalise the rows. This results in an  $|S| \times |Q| \times |S| \times |Q|$  transition matrix, representing the *true* transition dynamics of the Hidden Markov model we will be looking to solve.

The HMM learning algorithm takes as input a set of observation sequences and initial guesses for the transition and emission dynamics of the system. Note that this requires assuming a fixed number of hidden states in the system. Since we know the number of MDP states, estimating the right number of hidden states really corresponds to guessing the number of TA states, which is unknown a priori. If we guess that  $|Q| = k$ , then we initialise `P_initial_estimate` as a  $k|S| \times k|S|$  stochastic matrix u.a.r. when we have no prior.

The observations seen consist either of the MDP state component  $s$  and reward  $r$ , or the state label  $L(s)$  and reward  $r$ , depending on your choice of observation set, as explained in Section 3.1. In the former case, this corresponds to setting the true emissions matrix (also known as the observation probability matrix)  $E^Z$  to the block matrix

$$E_k^Z := \begin{matrix} & \begin{matrix} S \times \{r=0\} & S \times \{r=1\} \end{matrix} \\ \begin{matrix} S \times \{q_0\} \\ S \times \{q_1\} \\ \vdots \\ S \times \{q_{k-1}\} \\ S \times \{q_k\} \end{matrix} & \begin{pmatrix} I & \mathbf{0} \\ I & \mathbf{0} \\ \vdots & \vdots \\ I & \mathbf{0} \\ \mathbf{0} & I \end{pmatrix} \end{matrix} = \begin{pmatrix} 1 & 0 \\ 1 & 0 \\ \vdots & \vdots \\ 1 & 0 \\ 0 & 1 \end{pmatrix} \otimes_K I_{|S| \times |S|},$$

where  $I_{|S| \times |S|}$  is the  $|S| \times |S|$  identity matrix, and the adjacent binary matrix is  $k \times 2$ . Thus, for all product states with TA state  $q \neq q_k$ , the observation is just the physical state and reward 0, i.e.  $\langle s, 0 \rangle$ , and in the case  $q = q_k$ , the TA is an accepting state (by the assumption that there is one accepting TA state and that we number it with  $k$ )<sup>13</sup>, so the observation for  $\langle s, q_k \rangle$  is  $\langle s, 1 \rangle$ .

Note that the emission output from each specific product state is deterministic in our setting. Because the emission encoding described above can be assumed to be known by the learner, upon guessing a number of TA states  $k$  and knowing that the MDP has  $|S|$  states, they can use a matrix of the same structure as  $E^Z$  for their initial guess  $E^Z\_initial\_estimate$  as input to the HMM learning subroutine. If they pick the right  $k = |Q|$ , their initial guess will be exactly correct.

There are  $k$  block-rows in the matrix above, such that the first  $k - 1$  rows correspond to different product states  $\langle s, q \rangle$  each with observation  $\langle s, 0 \rangle$ , for 0 reward. The last block-row corresponds to the possibility of being in the accept state and each of the physical states in  $S$ , so here the support of the rows is in the second half of the columns because this is the only case when observations will be different:  $\langle s, 1 \rangle$  for each  $s$ .

This represents the actual observations that will be seen, and setting  $E^Z\_initial\_estimate = E_k^Z$  guides the BW algorithm towards an HMM with a max-likelihood local optimum in the neighbourhood of the emissions matrix; if the number of DFA states is chosen correctly, then in practice there should be a likelihood peak at  $E_k^Z$  since it is the ‘true’ emissions matrix.

<sup>13</sup>In our application, accepting states cannot be left after achieving the goal, so it suffices in every case to have just one accepting state.

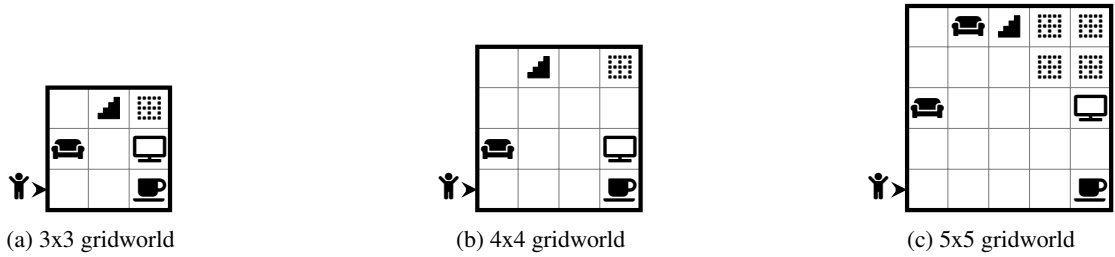


Figure 3: Illustrations of the grid worlds used in all experiments. The agent always starts in the bottom left-hand corner of the grid and follows a fixed random exploration policy over all episodes.

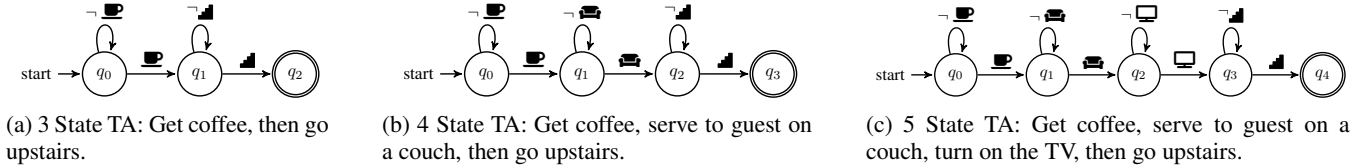


Figure 4: Illustrations of the TA used in experiment 1. The three-state TA (left) was used for all runs in experiment 2.

To restate, this is what we want since we know which emissions (observations) we should be getting in both accepting and non-accepting TA states.

**Remark.** Not using a uniformly random action policy can accelerate finding new labels while generating words, and may accelerate learning a structurally correct product Markov model, but will generate inaccurate probabilities, so that Proposition 4 is no longer applicable.

## D Experimental Details

The procedure described above for learning an estimate of the parameters of the product MDP  $\mathcal{M} \otimes \mathcal{A}$  in Appendix C was implemented in C++<sup>14</sup> and the remaining steps (cone lumping and removing environmental bias) were implemented in Python. The full algorithm successfully learns a variety of gridworld examples and TA without environmental bias (i.e., it can learn the exact TA without additional transitions or states).

In the first experiment (experiment 1), we measured the run time to convergence of the Baum-Welch HMM learning algorithm whilst varying the sizes of the environment and the TA. In the second experiment (experiment 2), we compared the run time to convergence of the Baum-Welch algorithm under two different initialisations: a uniform initialisation where each row in the transition matrix estimate was initialised to a uniform distribution, and a spatial initialisation which encodes the agent’s a priori knowledge about its own exploratory policy and the fact that it is in a 2D gridworld. Run time was chosen as the measure

<sup>14</sup>The Baum-Welch algorithm for HMM learning was implemented according to MATLAB’s ‘HMMtrain’ function (more details at <https://uk.mathworks.com/help/stats/hmmtrain.html>).

Grid size	TA size	Episode Length	No. Episodes	Convergence Time (s)
3 × 3	3	34	275	38.7
3 × 3	4	34	275	363.7
3 × 3	5	70	500	1,634.7
4 × 4	3	80	500	619.0
4 × 4	4	90	1000	3,388.0
4 × 4	5	80	1000	16,914.0
5 × 5	3	85	2000	2,351.0
5 × 5	4	100	2000	15,896.3
5 × 5	5	125	2000	41,270.3

Figure 5: Parameters and results for experiment 1, where mean time to convergence for the Baum-Welch algorithm over three runs was measured for varying grid world and TA sizes.



Grid size	TA size	Initialisation	Episode Length	No. Episodes	Convergence Time (s)
$3 \times 3$	3	Uniform	34	275	106.0
$4 \times 4$	3	Uniform	80	500	1,840.3
$5 \times 5$	3	Uniform	85	2000	6,278.7
$3 \times 3$	3	Spatial	34	275	38.7
$4 \times 4$	3	Spatial	80	500	619.0
$5 \times 5$	3	Spatial	85	2000	2,351.0

Figure 6: Parameters and results for experiment 2, where we measured mean time to convergence for the Baum-Welch algorithm over three runs for varying grid world sizes with different initialisations of the transition matrix estimate.

of performance instead of the number of iterations because the number of iterations does not accurately reflect the rate of convergence in our experiments.

For the spatial initialisation, a square matrix  $\tilde{Q}$  of size  $|\mathcal{S}|$  was first initialised by setting the transition probability to any adjacent position in the grid to 0.25 (reflecting the fact that the agent’s policy is to try to move in each of 4 directions with equal probability) and then setting the probability of remaining in the same position to be  $0.25 \cdot [\# \text{ of adjacent walls}]$  (reflecting the fact that if the agent tries to move in the direction of a wall, it will remain in the same position). The Kronecker product between the  $|\mathcal{Q}| \times |\mathcal{Q}|$  identity matrix and  $\tilde{Q}$  was then taken to form the basis of the initial estimate. For example, with a 3-state TA, the result would be:

$$I_{3 \times 3} \otimes_K \tilde{Q} = \begin{pmatrix} \tilde{Q} & \mathbf{0} & \mathbf{0} \\ \mathbf{0} & \tilde{Q} & \mathbf{0} \\ \mathbf{0} & \mathbf{0} & \tilde{Q} \end{pmatrix}.$$

Finally, a small positive probability (inversely proportional to  $|\mathcal{Q} \times \mathcal{S}|$ ) was added to each zero entry in the above construction to ensure that the Baum-Welch calculations are all well-defined, and then each row was normalised so that the final matrix is a transition probability matrix.

For all experiments, we found that taking the convergence criterion to be the point when the difference between the transition matrix estimates over one pass through the training data achieves a maximum absolute row sum that is less than  $10^{-6}$  was sufficient to ensure that a structurally correct product MDP is learned. With a lower convergence tolerance, the output transition matrix was not structurally correct in most of our experiments. The episode length and number of episodes used in the training data are hyperparameters that can affect both the convergence time and the structural correctness of the learnt transition matrix. In practice, we found that choosing the episode length so that the agent achieves the goal in between 20 – 50% of the episodes helps to ensure that the agent sufficiently explores all states in the product MDP. Additionally, a general trend was observed that for larger product MDPs, more training episodes were required to obtain a structurally correct estimate of the transition matrix.

Figure 3 illustrates the three gridworlds used in both of our experiments, sharing a common set of high-level environmental features  $\mathcal{AP} \equiv \{\text{agent, platform, stairs, goal}\}$ . Figure 4 illustrates the three TA used in experiment 1, and Figure 4a was used for all runs in experiment 2. Results corresponding to those plotted in Figure 2 and the parameters used are presented in Figures 5 and 6. All experiments are the average of 3 runs and were conducted on an Intel Xeon Gold 6248 (2.50GHz) CPU and the code is available at <https://anonymous.4open.science/r/TALearner/>.

## E Cone Lumping Example

For a concrete example of our Cone Lumping method which determinises any product MDP, consider the MDP and TA pair presented in Figures 7a and 7b. The task specification again cannot be expressed by a Markovian reward because the agent cannot go from the platform to the stairs in one step. We can compute the product MDP for this MDP and TA according to Definition 4. We can then induce a product MC by assigning to the agent a policy  $\pi$  which selects actions uniformly at random. Figure 8 shows the NFA underlying this product MC. Notice that the incoming edges of each product state have the same label, as dictated by our labelling process from Proposition 6. Note also that the automaton is indeed an NFA and not a DFA, because states with multiple out-going transitions of the same label exist. In particular, from the start-state  $\langle s_{00}, q_0 \rangle$ , an  $\emptyset$ -transition can lead to any one of  $\{\langle s_{00}, q_0 \rangle, \langle s_{10}, q_0 \rangle, \langle s_{11}, q_0 \rangle, \langle s_{01}, q_0 \rangle\}$ . Similarly, from  $\langle s_{02}, q_1 \rangle$ , a  $\emptyset$ -transition leads either back to  $\langle s_{02}, q_1 \rangle$  or to  $\langle s_{12}, q_1 \rangle$ .

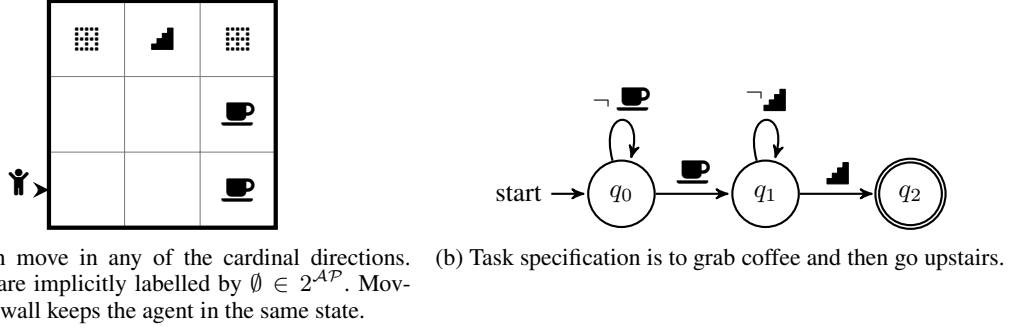


Figure 7: A simple MDP (a) and TA (b) to show the Cone Lumping method.

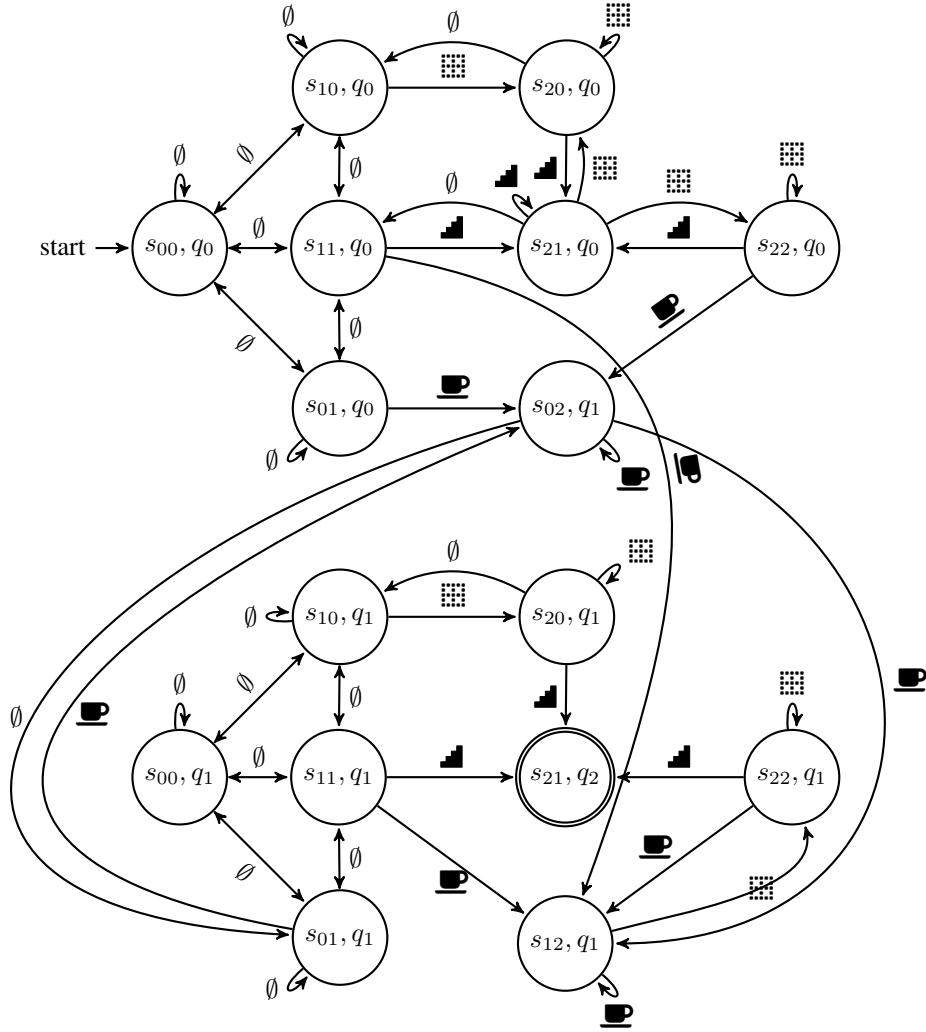


Figure 8: NFA underlying the product MC constructed from MDP and DFA in Figure 7, under a policy which takes actions uniformly at random. MDP state  $s_{00}$  represents the bottom left cell of the grid in Figure 7a, while state  $s_{22}$  represents the top right, corresponding to the ordering 0, 1, 2 of cells for both the horizontal ( $x$ ) and vertical ( $y$ ) components of states  $s_{yx}$ .