

Electrodynamics of Accelerated-Modulation Space-Time Metamaterials

Amir Bahrami,^{1,*} Zoé-Lise Deck-Léger,² and Christophe Caloz¹

¹*Department of Electrical Engineering, KU Leuven, Leuven, Belgium*

²*Department of Electrical Engineering, Polytechnique Montréal, Montréal, Quebec, Canada*

(Dated: December 12, 2022)

Space-time varying metamaterials based on uniform-velocity modulation have spurred considerable interest over the past decade. We present here the first extensive investigation of *accelerated-modulation* space-time metamaterials. Using the tools of general relativity, we establish their electrodynamic principles and describe their fundamental phenomena, in comparison with the physics of moving-matter media. We show that an electromagnetic beam propagating in an accelerated-modulation metamaterial is bent in its course, which reveals that such a medium curves space-time for light, similarly to gravitation. Finally, we illustrate the vast potential diversity of accelerated-modulation metamaterial by demonstrating related Schwarzschild holes.

Introduction – Space-Time Modulation [1] metamaterials are metamaterials that are formed by varying (modulating) some parameter (e.g., the refractive index) of a host medium in both space and time [2–10]. The modulated parameter may be of various possible natures, including electronic, optical, acoustic, mechanical, thermal and chemical [11–13], while the modulation is typically provided by an external drive. These metamaterials are thus *moving-perturbation* media, involving no net transfer of atoms and molecules, and may hence be seen as the modulation counterparts of *moving-matter* media, which are simply referred to as moving media in the literature and whose basic electrodynamics was discovered between the early 19th and early 20th centuries [14–17]. Space-time modulation metamaterials share most of the electrodynamics of moving media, including Doppler shifting [18], Bradley aberrations [19] and light deflection [20], Fresnel-Fizeau drag [14, 15] and wave-compression amplification [20–22], as shown in a number of studies [23–28]. However, they encompass extra physical regimes, such as instantaneous [29–33] and superluminal [3, 4, 6, 34–38] responses, and offer drastic advantages in terms of potential applications, particularly the dispensability of cumbersome moving parts and the easy access to relativistic velocities and accelerations.

The quasi-totality of the research on space-time modulation metamaterials to date has pertained to *uniform-velocity* modulation. Removing the restriction of velocity uniformity by introducing *accelerated-modulation* would naturally imply greater diversity and hence pave the way for novel physics and technology. The related enhancement might perhaps be compared to that gained by extending gravitation-less systems to gravity systems, as done from special relativity [20, 39] to general relativity [40–42], or, according to the principle of equivalence [43], by extending uniformly moving media to accelerated media. The resulting metamaterials would feature some similarities with conventional gravity analogs [44, 45] and modulated devices [11, 12], but also transcend them via the incorporation of more sophisticated space-time geometries or metrics.

Accelerated Space-Time Structures – Figure 1 shows the space (top panels) and space-time (bottom panels) structures of the accelerated-matter and accelerated-modulation media. It specifically corresponds to the regime of *constant proper acceleration* and *uniform direction of motion*, which will pertain to most of the paper. This regime is chosen because it is the simplest possible acceleration regime while sufficing to reveal the most fundamental physics of accelerated-modulation space-time metamaterials. The last part of the paper, on analog holes, will involve a more complex acceleration regime, featuring *varying acceleration* and *nonuniform, spherical direction of motion*, but featuring a structure that is locally similar to that in Fig. 1(b) and basic principles that draw from the related physics.

Figure 1(a) represents the structure of an accelerated-matter medium. Such a medium is typically an object that has been propelled by a mechanical force, and the moving entities are the atoms and molecules [shown in the insets of Fig. 1(a)] that form the object. The motion of these entities induces magnetoelectric coupling [16], which generally makes the medium bianisotropic, with well-known tensorial permittivity, permeability and coupling parameters, $\bar{\epsilon}$, $\bar{\mu}$ and $\bar{\chi}$ [47].

Figure 1(b) depicts the structure of an accelerated-modulation medium. Such a medium may be formed, for instance, by illuminating a dielectric/piezoelectric slab with a circular phase-front optical/acoustic pump, or by switching a varactor-loaded artificial transmission line structure according to a nonuniform voltage sequence. Here, the atoms and molecules that form the structure [shown in the insets Fig. 1(b)] do *not* move; what moves is only the modulation, which is a traveling-wave, typically sinusoidal, perturbation of the refractive index. In the homogeneous, metamaterial – subwavelength and subperiod – regime [9, 24, 25], the sinusoidal modulation profile may be approximated by a bilayer periodic profile, with layer indices n_1 and n_2 , and the corresponding configuration may be seen as an effective “atom - vacuum” sequence that is akin to the atom-vacuum structure of the real medium in Fig. 1(a).

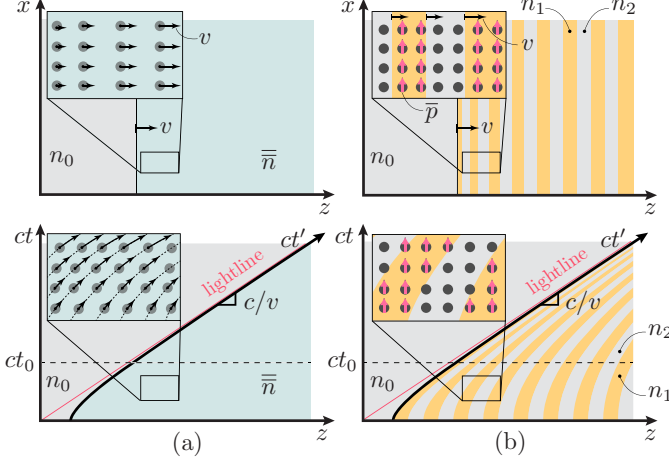


FIG. 1: Accelerated- (a) matter medium and (b) modulation medium, with constant proper acceleration (Rindler metric) and uniform direction of motion (z), in space at time $t = t_0$ (top panels) and in space-time at any position x (bottom panels). The two media are shown as bounded (on their left side) to emphasize their evolution, in a host medium of refractive index n_0 . The acceleration, corresponding to the constant proper acceleration (a'), is inversely proportional to the curvature of the curves (Rindler hyperbolas) in the bottom panels, and is hence time-dependent, $a = a(z, t)$, with $\text{sgn}(a) = \text{sgn}(a')$ [see Sec. I in [46]].

Methodology and Assumptions – We shall now derive and compare the dispersion relations and Poynting-vector directions for the two media in Fig. 1. This will be done using some mathematical tools of general relativity, specifically the Maxwell-Cartan equations [48], the Rindler transformations and metric [49], and the general tensorial coordinate transformation formulas [50] (see Sec. I in [46]), and making extensive use of frame hopping between the laboratory frame, K (unprimed variables), and the moving frame, K' (primed variables). We shall assume that the problem is invariant in the y direction (Fig. 1), and hence spatially two-dimensional, and restrict our attention to the case of s polarization, the case of p-polarization being formally analogous.

Accelerated-Matter Medium – Let us start our electrodynamic study with the case of the accelerated-matter medium [Fig. 1(a)]. As is usually done in such problems, to avoid the complexity of bianisotropy, we first compute the dispersion relations and the fields in the K' frame, whose noninertiality requires a general-relativistic treatment, and then transform these quantities back to the K frame. Writing the K' -frame dispersion relation in its covariant form, i.e., $k^\mu k_\mu = 0$, where $k^\mu = (\omega'/c, \mathbf{k}')$ and $k_\mu = g_{\mu\nu} k^\nu = (-g_{00}\omega'/c, \mathbf{k}'/n')$, inserting the last two relations into the first one, and inverse-Rindler transforming the resulting relation yields the K -frame disper-

sion relation (see Sec. II.A in [46])

$$\frac{(k_z - \chi\omega/c)^2}{\alpha^2 n'^2} + \frac{k_x^2}{\alpha n'^2} = \left(\frac{\omega}{c}\right)^2. \quad (1)$$

In this relation, n' is the (K' -frame) refractive index of the medium, $\alpha = (1 - \beta^2)/(1 - n'^2\beta^2)$ and $\chi = \beta(1 - n'^2)/(1 - n'^2\beta^2)$, where $\beta = v/c = \tanh(a't'/c + \xi_0)$ is the instantaneous normalized velocity of the medium [Fig. 1(a)], with a' being the (constant) proper acceleration and $\xi_0 = \sinh^{-1}(\beta_0\gamma_0)$, where $\beta_0 = v(0)/c$ and $\gamma_0 = 1/\sqrt{1 - \beta_0^2}$ are the normalized initial velocity and the corresponding Lorentz factor.

On the other hand, the direction of the Poynting vector, \mathbf{S} , may be obtained by writing the wave equation in the K' -frame, solving it using a vacuum-field ansatz, and inverse-Rindler transforming the resulting field expressions [51], which yields (see Sec. II.B in [46])

$$\theta_{\mathbf{S}} = \tan^{-1} \left(\gamma \frac{\sin \theta'_n + n'\beta}{\cos \theta'_n} \right), \quad (2)$$

where $\gamma = 1/\sqrt{1 - \beta^2} = \cosh(a't'/c + \xi_0)$ is the instantaneous Lorentz factor and $\sin \theta'_n = N/D$ with $N = 1 - \sin \theta \tanh(a't'/cn' + \xi_0)$ and $D = \sin \theta - \tanh(a't'/cn' + \xi_0)$. Note that Eq. (2), although partially expressed in terms of K' -frame variables, for the sake of compactness, really represents a K -frame quantity.

Accelerated-Modulation Medium – Let us move on now to the case of the accelerated-modulation medium, which is the main object of this letter. The corresponding analysis is considerably more involved than that of the accelerated-matter medium, due to both the more complex, bilayer structure of the medium [Fig. 1(b)] and the inexistence of a motion-less frame, as we shall see next. Here, in the K frame, the modulation is accelerating and matter is stationary, while in the K' frame, the modulation is stationary and matter is accelerating, in the opposite direction, with velocity $v' = -v$. So, motion occurs in both frames, which is unusual in conventional relativity problems. We still elect to attack the problem in the K' frame, on the ground that moving matter with stationary boundaries [here, the interfaces between the layers in Fig. 1(b)] is a known problem [52], where the addition of noninertiality is tractable using the tools of general relativity.

In the K' frame, the two media forming the stratified structure [Fig. 1(b)], assumed to be isotropic in K , with scalar refractive indices, relative permittivities and relative permeabilities $n_{1,2}$, $\epsilon_{1,2}$ and $\mu_{1,2}$ ($n_{1,2} = \sqrt{\epsilon_{1,2}\mu_{1,2}}$), are bianisotropic, due to the motion of their constituent matter, and noninertial, due to acceleration. Upon this consideration, the sought after dispersion relation may be obtained by first constructing the corresponding K' -frame constitutive relations, which include the tensorial constitutive parameters $\vec{\epsilon}'_{1,2}$, $\vec{\mu}'_{1,2}$ and $\vec{\chi}'_{1,2}$, then space-time averaging the tangential and normal components

of these parameters (metamaterial regime), next inverse-Rindler transforming the so-obtained averages, and finally substituting the resulting expressions into the general (K -frame) bianisotropic dispersion relation [47] (see Sec. III.A in [46]). This yields

$$\frac{(k_z - \bar{\chi}\omega/c)^2}{\bar{\epsilon}_{\parallel}\bar{\mu}_{\parallel}} + \frac{k_x^2}{\bar{\epsilon}_{\parallel}\bar{\mu}_{\perp}} = \left(\frac{\omega}{c}\right)^2, \quad (3)$$

which involves the averaged tangential and normal constitutive parameters

$$\bar{\epsilon}_{\parallel} = \frac{\Sigma_{\epsilon} - \beta^2 \epsilon_1 \epsilon_2 \Sigma_{\mu}}{1 - \beta^2 \Sigma_{\epsilon} \Sigma_{\mu}}, \quad \bar{\epsilon}_{\perp} = \frac{2\epsilon_1 \epsilon_2}{\Sigma_{\epsilon}}, \quad (4a)$$

$$\bar{\mu}_{\parallel} = \frac{\Sigma_{\mu} - \beta^2 \mu_1 \mu_2 \Sigma_{\epsilon}}{1 - \beta^2 \Sigma_{\epsilon} \Sigma_{\mu}}, \quad \bar{\mu}_{\perp} = \frac{2\mu_1 \mu_2}{\Sigma_{\mu}} \quad (4b)$$

and

$$\bar{\chi} = \beta \frac{\Delta_{\epsilon} \Delta_{\mu}}{1 - \beta^2 \Sigma_{\epsilon} \Sigma_{\mu}}, \quad (4c)$$

where $\Sigma_{\epsilon} = (\epsilon_1 + \epsilon_2)/2$, $\Delta_{\epsilon} = (\epsilon_1 - \epsilon_2)/2$, and similarly for Σ_{μ} and Δ_{μ} .

On the other hand, the Poynting vector direction may be obtained by taking the spatial Fourier transforms of the K -frame Maxwell equations and dispersion relations, inserting the resulting former expression into the resulting latter expression, eliminating the electric and magnetic flux density fields, and taking the appropriate ratio of the remaining field components (see Sec. III.C in [46]), which yields

$$\theta_S = \tan^{-1} \left(\frac{\bar{\mu}_{\perp} \sin \theta - \bar{\chi}}{\bar{\mu}_{\parallel} \cos \theta} \right), \quad (5)$$

whose parameters are given by Eqs. (4).

Formal Modulation-Matter Equivalence – Comparing Eq. (3) with Eq. (1) reveals a most interesting fact: the accelerated-modulation medium is formally equivalent to the accelerated-matter medium (in K). Both media are indeed bianisotropic, with identical tensorial structure. Thus, an accelerated-modulation space-time metamaterial can potentially alter light in the same manner as accelerated matter and hence, by the equivalence principle, as gravitation.

Dispersion and Propagation – Figure 2 shows typical temporal evolutions of the isofrequency contours for the accelerated-matter and accelerated-modulation media, as computed by Eqs. (1) and (3), respectively. As time passes, the isofrequency contours progressively shift parallel to the direction of motion, z . In the case of accelerated matter, the shift occurs in the $-z$ direction, which corresponds to deflection of energy (direction \mathbf{v}_g in the figure) in the $+z$ direction. This deflection is a

manifestation of the Fresnel-Fizeau drag [14, 15], which adds the momentum $\bar{\chi}k_0 \propto \beta$, increasing with time due to acceleration, to the k_z component of the wave [Eq. (1)]. The physics is drastically different in the case of accelerated modulation. Now, the isofrequency contour shift is in the $+z$ direction, corresponding to deflection of energy in the $-z$ direction, i.e., *contra-directionally* to the motion [24]. Such contra-directional deflection is *not* due to the Fresnel-Fizeau effect, since no motion of matter occurs in the laboratory frame; it results from the *space-time weighted averaging* [8] of the constitutive parameters in Eq. (4), whereby the wave traveling along the direction of the modulation, spending more time in the denser layers (n_1 , assuming $n_1 > n_2$), propagates slower in that direction than in the opposite direction [25], which imparts the negative momentum contribution $-\bar{\chi}k_0 \propto -\beta$ to the k_z component of the wave [Eq. (3)] [53].

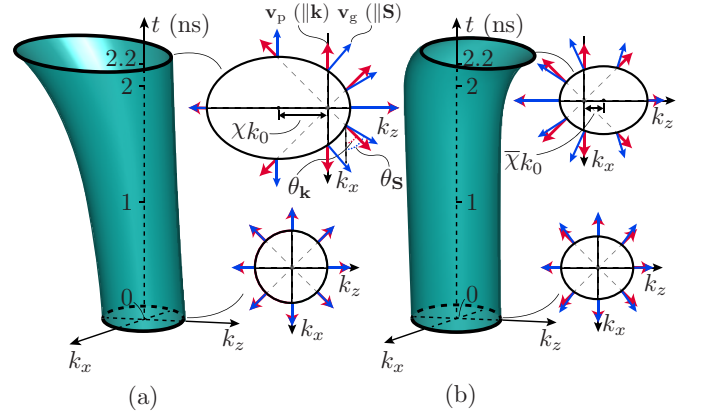


FIG. 2: Temporal evolution of isofrequency curves for the accelerated-(a) matter medium [Eq. (1)] and (b) modulation medium [Eq. (3) with (4)] in Fig. 1, with proper acceleration $a'/c^2 = 0.45$ and initial normalized velocity $\beta_0 = 0$. The time $t = 0$ corresponds to the onset of the modulation. The modulation medium has the K -frame refractive indices $n_1 = \sqrt{\epsilon_1 \mu_1}$ and $n_2 = \sqrt{\epsilon_2 \mu_2}$, with $\epsilon_1 = \mu_1 = 1.5$ and $\epsilon_2 = \mu_2 = 3$, while the matter medium has the K' -frame refractive index $n' = \sqrt{\epsilon' \mu'}$ with $\epsilon' = \Sigma_{\epsilon}$ and $\mu' = \Sigma_{\mu}$, corresponding to $n' = 2.25$. The insets show the isofrequencies $t = 0$ and $t = 2.2$ ns and corresponding representative phase velocity vector, \mathbf{v}_p , and group velocity vector, \mathbf{v}_g [with directions given by Eqs. (2) and (5)].

In order to further examine this contra-directional deflection effect, let us consider the propagation of a Gaussian beam, launched perpendicularly to the direction of motion [x direction in Fig. 1(b)] for maximal deflection. Such a field may be obtained by inserting the paraxial approximation of the dispersion relation in Eq. (3) into the integral expression for the field corresponding to the propagating Gaussian beam, and calculating the result-

ing integral, which yields (see Sec. III.C in [46])

$$E_y(z, x) = E_0 \frac{e^{in_{\parallel} k_0 (1-\delta)x}}{1 + i \frac{n_{\parallel} 2x}{n_{\perp}^2 k_0 W_0^2}} \exp \left(- \frac{(z + z_{\delta})^2}{\left(1 + i \frac{n_{\parallel} 2x}{n_{\perp}^2 k_0 W_0^2}\right) W_0^2} \right), \quad (6)$$

where $\bar{n}_{\parallel} = \sqrt{\epsilon_{\parallel} \mu_{\perp}}$, $\bar{n}_{\perp} = \sqrt{\epsilon_{\perp} \mu_{\parallel}}$, $\delta = \bar{\chi}^2 k_0 / 2 \bar{n}_{\perp}^2$ and $z_{\delta} = x \bar{\chi} \bar{n}_{\parallel} / \bar{n}_{\perp}^2$ [Eqs. (4)], with $k_0 = \omega/c = 2\pi/\lambda_0$, and where W_0 is the waist of the beam at $x = 0$ [54].

Figure 3 plots the Gaussian-beam field, computed by Eq. (6), with Figs. 3(a) and 3(b) corresponding to positive modulation acceleration and negative modulation acceleration (or deceleration), respectively. A first observation is that the beam, in both cases, is deflected away from the launching axis (x), i.e., in the opposite direction of the velocity (β), as expected from the previous results [Fig. 2(b)]. However, the figure also reveals that the beam is *bent* by the medium, with bending occurring *towards the direction of the acceleration* (a). This result indicates that *accelerated modulation curves space-time* for light [55], similarly to gravitation [40, 41, 56]. In fact, such curving could have been inferred from the (known) existence of deflection (without curving) in a uniform-velocity (or acceleration-less) modulation medium [8, 24, 25] [Eq. (3) with $\bar{\chi} = \text{const.}$ from $\beta(a' = 0) = \beta_0 = \text{const.}$, corresponding to a straight, vertical cylinder in Fig. 2(b)]. Indeed, since acceleration is locally equivalent to uniform velocity and since uniform-velocity sections with different velocities at different positions of space-time point to different directions, combining the related infinitesimal uniform sections automatically produces the observed curving. However, the exact dispersion and field quantities given above could naturally not have been obtained without a rigorous general relativistic treatment.

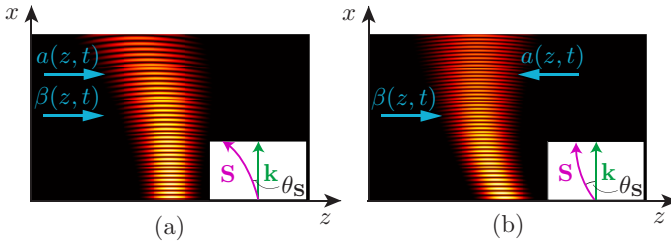


FIG. 3: Deflection and bending of a Gaussian beam in the accelerated-modulation medium in Fig. 1(b), specifically $|\text{Re}\{E_y\}|$ [Eq. (6)], with the medium parameters in Fig. 2 ($\epsilon_1 = \mu_1 = 1.5$ and $\epsilon_2 = \mu_2 = 3$), $W_0 = 1.5\lambda_0 = 0.45$ mm and $|a'|/c^2 = 0.45$, for the cases of (a) positive acceleration, with $\beta_0 = 0$, and (b) negative acceleration (or deceleration), with $\beta_0 = 0.3$.

Light Bending for Various Constituent Media – So far, we have implicitly assumed that the two media forming the unit cell of the space-time modulation metamaterial in Fig. 1(b) have fixed and double-positive constitutive

parameters ($\epsilon_1, \mu_1 > 1$ and $\epsilon_2, \mu_2 > 1$). However, modulation parameters might take various, smaller-than one and negative values. Therefore, we shall now perform a parametric analysis of the light bending effect for different constitutive parameters, and compare the results with those of moving matter with equivalent average parameters. This analysis is presented in Fig. 4, which plots the temporal evolution of the Poynting vector direction for a wave launched in the x direction, with Figs. 4(a), (b), (c) and (d) corresponding to double-positive with larger-than-one, double-positive with smaller-than-one, single-negative and double-negative medium parameters, respectively.

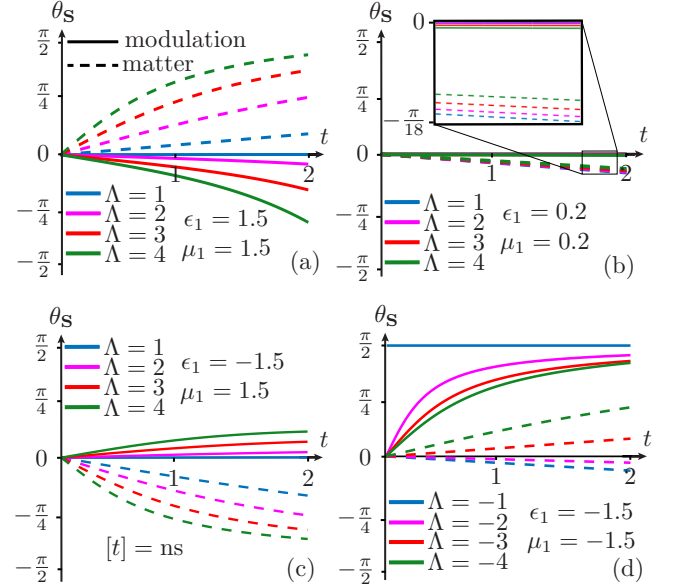


FIG. 4: Direction of the Poynting vector (angle shown in Figs. 2 and 3) versus time (i.e., light bending) for different values of the parameter $\Lambda = \epsilon_2/\epsilon_1 = \mu_2/\mu_1$ (ensuring $\sqrt{\mu_1/\epsilon_1} = \sqrt{\mu_2/\epsilon_2}$ for local matching) in the accelerated-modulation medium [Eq. (5)] and in the accelerated-matter medium [Eq. (2)], with the n' chosen as the caption of Fig. (2) for proper Fresnel-Fizeau density and quantitative comparison, for $a'/c^2 = 0.83$ (and hence $a > 0$) and $\beta_0 = 0$ (and hence $v > 0$), and (a) double-positive and larger-than-one ($n'^2 > 1$), (b) double-positive and smaller-than-one ($1 > n'^2 > 0$), (c) single-negative ($n'^2 < 1$) and (d) double-negative ($n'^2 > 0$) medium parameters

In the case of matter, all the results in Fig. 4 (dashed curves) may be simply explained in terms of the Fresnel-Fizeau drag effect, according to which the velocity of light in the moving-matter medium is given by $v_{\text{light}} = c/n' + v(1 - 1/n'^2)$ [15], where n' is the refractive index of the matter medium at rest. Since it occurs in the z direction, the drag effect implies $\theta_S \propto v(1 - 1/n'^2)$. It may be easily checked that results in the figure precisely follow this prediction for the four different types of medium constituents, with the factor v ($\partial v/\partial t = a > 0$)

accounting for the temporal evolution of any given curve and factor $1 - 1/n^2$ accounting the signs and difference between the different curves at any given time.

Let us now examine the results for the modulation case (solid curves in Fig. 4). The figure shows that the metamaterial can reach a great range of energy deflection and bending amounts upon proper parametric tuning, similarly to its matter medium counterpart, as expected from the formal equivalence between the two types of media that was previously pointed out. These results are harder to explain than those for matter, due to the greater complexity of the metamaterial structure and related space-time averaged quantities [Eqs. 4]. However, the negative direction of deflection and bending for the double-positive constituent-media structure [Figs. 4(a) and (b)] clearly correspond to the motion-contradirectional effect that was explained in connection with Fig. 2(b), while the strength of the effect is explained by the amount of contrast between the layer parameters, $\Delta_{\epsilon,\mu}$, since it is this contrast that forms the medium, with a weaker effect in the less-than-one parameter case [Fig. 4(b)] than in the more-than-one parameter case [Fig. 4(a)]. Note that the single-negative case [Fig. 4(c)], although involving metamaterial layers that would be evanescent if they were electrically large, still correspond here to positive average parameters [Eqs. (4)], which ensures propagation. Also note the horizontal, time-independent response observed in the double-negative case [Fig. 4(d)] for $\Lambda = -1$. In this case, the metamaterial structure alternates positive and negative index layers of equal magnitude, which produces a Pendry-lens [57] periodic configuration [58] with mutually canceling positive and negative x momenta across the unit cell, resulting in purely z -directed propagation, with a bistable $\pm z$ direction depending on the initial velocity (β_0).

Analog-Gravity Media – While the letter has focused onto a uniform-direction and constant-proper acceleration profile until this point, the reported accelerated-modulation space-time metamaterials may assume a virtually unlimited diversity of geometries and metrics, and potentially feature equally diverse opportunities for light manipulation. To illustrate this, Fig. 5 presents metamaterials that mimic Schwarzschild holes [59], based on an average refractive index profile that follows the corresponding metric [60]. The black hole, shown in Fig. 5, displays the well-know light attraction and absorption effects, while the white hole, whose cosmological existence is purely theoretical but which may actually be implemented by an accelerated-modulation metamaterial, displays the complementary light deviation and repelling effects.

Conclusion – This letter has initiated the field of accelerated-modulation space-time metamaterials. The capability of such materials to curve space-time for light, as gravitation does, augurs vast opportunities for scientific and technological development, with multiple po-

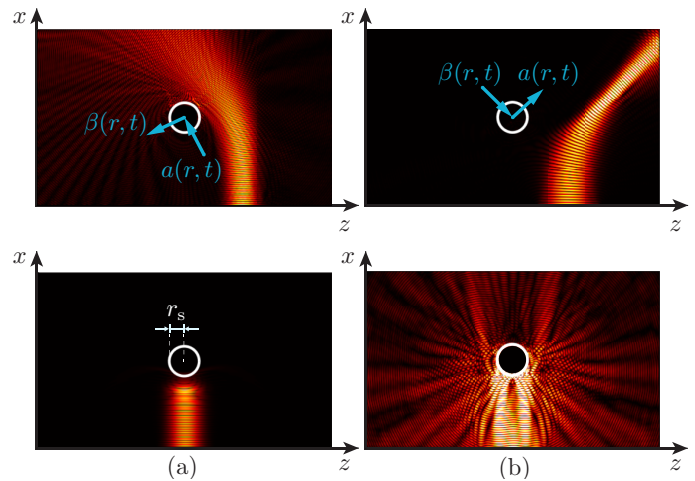


FIG. 5: Scattering of a Gaussian beam of light by Schwarzschild (a) black and (b) white holes based on a cylindrical version of the accelerated bilayer-unit-cell space-time modulation medium in Fig. 1(b) ($|\text{Re}\{E_y\}|$ Sec. V in [46]), for offset (top panels) and facing (bottom panels) illuminations, with $r_s = 3.15\lambda_0 = 0.63$ mm (horizon radius), and $W_0 = 6.5\lambda_0$ for (a) and $W_0 = 8.5\lambda_0$ for (b).

tential applications in electronics, electromagnetics and optics.

* abahrami@esat.kuleuven.be

- [1] The noun “modulation” in the term “space-time modulation metamaterials” should *not* be replaced by the past participle “modulated” because “modulated metamaterial” would erroneously suggest that the metamaterial preexists modulation, whereas it is really *formed* by the modulation.
- [2] E. S. Cassedy and A. A. Oliner, Dispersion relations in time-space periodic media: Part I—Stable interactions, *Proc. IEEE* **51**, 1342 (1963).
- [3] E. S. Cassedy, Dispersion relations in time-space periodic media: Part II—Unstable interactions, *Proc. of the IEEE* **55**, 1154 (1967).
- [4] F. Biancalana, A. Amann, A. V. Uskov, and E. P. O’reilly, Dynamics of light propagation in spatiotemporal dielectric structures, *Phys. Rev. E* **75**, 046607 (2007).
- [5] Y. Hadad, D. L. Sounas, and A. Alù, Space-time gradient metasurfaces, *Phys. Rev. B* **92**, 100304 (2015).
- [6] C. Caloz and Z.-L. Deck-Léger, Spacetime metamaterials—Part I: General concepts, *IEEE Trans. Antennas Propag.* **68**, 1569 (2019).
- [7] C. Caloz and Z.-L. Deck-Léger, Spacetime metamaterials—Part II: Theory and applications, *IEEE Trans. Antennas Propag.* **68**, 1583 (2019).
- [8] Z.-L. Deck-Léger, N. Chamanara, M. Skorobogatiy, M. G. Silveirinha, and C. Caloz, Uniform-velocity space-time crystals, *Adv. Photonics* **1**, 056002 (2019).
- [9] P. A. Huidobro, M. G. Silveirinha, E. Galiffi, and J. Pendry, Homogenization theory of space-time metamaterials, *Phys. Rev. Appl.* **16**, 014044:1 (2021).

- [10] E. Galiffi, P. A. Huidobro, and J. Pendry, An Archimedes' screw for light, *Nat. Commun.* **13**, 1 (2022).
- [11] W. T. Rhodes, Acousto-optic signal processing: Convolution and correlation, *Proc. IEEE* **69**, 65 (1981).
- [12] B. E. Saleh and M. C. Teich, *Fundamentals of Photonics* (John Wiley & Sons, 2019).
- [13] A. M. Shaltout, V. M. Shalae, and M. L. Brongersma, Spatiotemporal light control with active metasurfaces, *Science* **364**, 1 (2019).
- [14] A. Fresnel, Lettre d'Augustin Fresnel à François Arago sur l'influence du mouvement terrestre dans quelques phénomènes d'optiques, *Ann. Chim. Phys* **9**, 57 (1818).
- [15] H. Fizeau, Sur les hypothèses relatives à l'éther lumineux, et sur une expérience qui paraît démontrer que le mouvement des corps change la vitesse avec laquelle la lumière se propage dans leur intérieur, *CR Acad. Sci.* **33**, 349 (1851).
- [16] W. C. Röntgen, Ueber die durch Bewegung eines im homogenen electrischen Felde befindlichen Dielectricums hervorgerufene electrodynamische Kraft, *Ann. Phys.* **271**, 264 (1888).
- [17] H. Minkowski, Die Grundgleichungen für die elektromagnetischen Vorgänge in bewegten körpern, *Nachr. Ges. Wiss. Goettingen, Math.-Phys. Kl* **10**, 53 (1908).
- [18] C. Doppler, Über das farbige Licht der Doppelsterne und einiger anderer Gestirne des Himmels, *Königl. Böhm. Gedellsch. d. Wis.* **2**, 465 (1842).
- [19] J. Bradley, IV. A letter from the Reverend Mr. James Bradley Savilian Professor of Astronomy at Oxford, and FRS to Dr. Edmond Halley Astronom. Reg. &c. giving an account of a new discovered motion of the fixed stars, *Philos. Trans. R. Soc.* **35**, 637 (1729).
- [20] A. Einstein, Zur Elektrodynamik bewegter Körper, *Ann. phys.* **4** (1905).
- [21] C. Yeh, Reflection and transmission of electrodynamic waves by a moving dielectric medium, *J. Appl. Phys.* **36**, 3513 (1965).
- [22] V. L. Granatstein, P. Sprangle, R. K. Parker, J. Pasour, M. Herndon, S. P. Schlesinger, and J. L. Seftor, Realization of a relativistic mirror: Electromagnetic backscattering from the front of a magnetized relativistic electron beam, *Phys. Rev. A* **14**, 1194 (1976).
- [23] M. Lampe, E. Ott, and J. H. Walker, Interaction of electromagnetic waves with a moving ionization front, *Phys. Fluids* **21**, 42 (1978).
- [24] P. A. Huidobro, E. Galiffi, S. Guenneau, R. V. Craster, and J. Pendry, Fresnel drag in space-time-modulated metamaterials, *Proc. Natl. Acad. Sci.* **116**, 24943 (2019).
- [25] C. Caloz, Z.-L. Deck-Léger, A. Bahrami, O. C. Vicente, and Z. Li, Generalized space-time engineered modulation (GSTEM) metamaterials, *arXiv preprint arXiv:2207.06539* (2022).
- [26] L. Xu, G. Xu, J. Huang, and C.-W. Qiu, Diffusive Fizeau drag in spatiotemporal thermal metamaterials, *Phys. Rev. Lett.* **128**, 145901 (2022).
- [27] P. Tien, Parametric amplification and frequency mixing in propagating circuits, *Journal of Applied Physics* **29**, 1347 (1958).
- [28] A. Cullen, Theory of the travelling-wave parametric amplifier, *Proc IEEE Inst Electr Electron Eng.* **107**, 101 (1960).
- [29] F. R. Morgenthaler, Velocity modulation of electromagnetic waves, *IRE Trans. Microw. Theory Tech.* **6**, 167 (1958).
- [30] J. R. Zurita-Sánchez, P. Halevi, and J. C. Cervantes-González, Reflection and transmission of a wave incident on a slab with a time-periodic dielectric function $\epsilon(t)$, *Phys. Rev. A* **79**, 053821 (2009).
- [31] J. R. Zurita-Sánchez and P. Halevi, Resonances in the optical response of a slab with time-periodic dielectric function $\epsilon(t)$, *Phys. Rev. A* **81**, 053834 (2010).
- [32] Y. Hadad and A. Shlivinski, Soft temporal switching of transmission line parameters: Wave-field, energy balance, and applications, *IEEE Trans. Ant. Prop.* **68**, 1643 (2020).
- [33] Z. Hayran, J. B. Khurgin, and F. Monticone, $\hbar\omega$ versus $\hbar k$: dispersion and energy constraints on time-varying photonic materials and time crystals, *Opt. Mater. Express* **12**, 3904 (2022).
- [34] B. A. S. L. A. Ostrovskii, Correct formulation of the problem of wave interaction with a moving parameter jump, *Radiophys. Quantum Electron.* **10**, 666 (1967).
- [35] K. A. Lurie, *An Introduction to the Mathematical Theory of Dynamic Materials* (Springer, 2007).
- [36] Z.-L. Deck-Léger, A. Akbarzadeh, and C. Caloz, Wave deflection and shifted refocusing in a medium modulated by a superluminal rectangular pulse, *Phys. Rev. B* **97**, 104305 (2018).
- [37] E. Galiffi, M. Silveirinha, P. Huidobro, and J. Pendry, Photon localization and Bloch symmetry breaking in luminal gratings, *Phys. Rev. B* **104**, 014302 (2021).
- [38] J. Pendry, P. Huidobro, M. Silveirinha, and E. Galiffi, Crossing the light line, *Nanophotonics* **11**, 161 (2022).
- [39] R. d'Inverno and J. Vickers, *Introducing Einstein's Relativity: A Deeper Understanding* (Oxford University Press, 2022).
- [40] A. Einstein, Die Feldgleichungen der Gravitation, Sitzung der physikalische-mathematischen Klasse **25**, 844 (1915).
- [41] C. W. Misner, K. Thorne, J. Wheeler, and S. Chandrasekhar, *Gravitation* (Princeton University Press, 2017).
- [42] S. M. Carroll, *Spacetime and Geometry* (Cambridge University Press, 2019).
- [43] A. Einstein, Über das Relativitätsprinzip und die aus demselben gezogenen Folgerungen, *Jahrbuch der Radioaktivität und Elektronik* (1907).
- [44] D. Faccio, F. Belgiorno, S. Cacciatori, V. Gorini, S. Liberati, and U. Moschella, *Analogue Gravity Phenomenology: Analogue Spacetimes and Horizons, from Theory to Experiment*, Vol. 870 (Springer, 2013).
- [45] D. Faccio, T. Arane, M. Lamperti, and U. Leonhardt, Optical black hole lasers, *Class. Quantum Grav.* **29**, 224009 (2012).
- [46] See Supplemental Material at [URL will be inserted by publisher] for the detailed derivation of the equations in the text.
- [47] J. A. Kong, *Electromagnetic Wave Theory* (Wiley-Interscience, 1990).
- [48] E. Cartan, Sur les variétés à connexion affine, et la théorie de la relativité généralisée (première partie)(suite), *Ann. Sci. de l'Ecole Norm. Supérieure* **41**, 1 (1924).
- [49] W. Rindler, Hyperbolic motion in curved space time, *Phys. Rev.* **119**, 2082 (1960).
- [50] L. W. Tu, *Differential Geometry: Connections, Curvature, and Characteristic Classes*, Vol. 275 (Springer, 2019).

- 2017).
- [51] K. Tanaka, Relativistic study of electromagnetic waves in the accelerated dielectric medium, J. Appl. Phys. **49**, 4311 (1978).
 - [52] Z.-L. Deck-Léger, X. Zheng, and C. Caloz, Electromagnetic wave scattering from a moving medium with stationary interface across the interluminal regime, Photonics **8**, 202 (2021).
 - [53] Note that the isofrequency curve at $t = 0$ (before the onset of the modulation) is *not* a circle. Mathematically, this may be seen by inserting Eq (4) into (3) with $\beta = 0$, which implies $\bar{\chi} = 0$; this operation centers the curve to the origin (absence of motion) but does not suppress its eccentricity. The remaining elliptical shape simply corresponds to the anisotropy of the stratified structure of the modulation medium [see Fig. 1(b) at $t = 0$].
 - [54] Note that all the formulas given in the letter are complicated functions of the odd parameter β such that the related quantities and relations are nonreciprocal.
 - [55] The curving of space-time occurs only for light, and not for matter, of course, since the accelerated modulation only “mimicks” gravitation by manipulating electromagnetic parameters (ϵ and μ) without involving significant mass.
 - [56] A. Einstein, Die formale Grundlage der allgemeinen Relativitätstheorie, Akademie-Vorträge: Sitzungsberichte der Preußischen Akademie der Wissenschaften (1914).
 - [57] J. B. Pendry, Negative refraction makes a perfect lens, Phys. Rev. Lett. **85**, 3966 (2000).
 - [58] J. A. Kong, Electromagnetic wave interaction with stratified negative isotropic media, Prog. Electromagn. Res. **35**, 1 (2002).
 - [59] K. Schwarzschild, Über das Gravitationsfeld eines Massenpunktes nach der Einsteinschen Theorie, Berlin. Sitzungsberichte **18** (1916).
 - [60] U. Leonhardt and P. Piwnicki, Optics of nonuniformly moving media, Phys. Rev. A **60**, 4301 (1999).