

# RAIN: Regularization on Input and Network for Black-Box Domain Adaptation

Qucheng Peng,<sup>1</sup> Zhengming Ding,<sup>2</sup> Lingjuan Lyu,<sup>3</sup> Lichao Sun,<sup>4</sup> Chen Chen<sup>1</sup>

<sup>1</sup> Center for Research in Computer Vision, University of Central Florida

<sup>2</sup> Tulane University, <sup>3</sup> Sony AI, <sup>4</sup> Lehigh University

qucheng.peng@knights.ucf.edu, chen.chen@crcv.ucf.edu

## Abstract

Source-Free domain adaptation transits the source-trained model towards target domain without exposing the source data, trying to dispel these concerns about data privacy and security. However, this paradigm is still at risk of data leakage due to adversarial attacks on the source model. Hence, the Black-Box setting only allows to use the outputs of source model, but still suffers from overfitting on the source domain more severely due to source model’s unseen weights. In this paper, we propose a novel approach named RAIN (**Regu**larization on **Input** and **Network**) for Black-Box domain adaptation from both input-level and network-level regularization. For the input-level, we design a new data augmentation technique as Phase MixUp, which highlights task-relevant objects in the interpolations, thus enhancing input-level regularization and class consistency for target models. For network-level, we develop a Sub-network Distillation mechanism to transfer knowledge from the target subnetwork to the full target network via knowledge distillation, which thus alleviates overfitting on the source domain by learning diverse target representations. Extensive experiments show that our method achieves state-of-the-art performance on several cross-domain benchmarks under both single- and multi-source black-box domain adaptation.

## 1 Introduction

Domain adaptation [Wang and Deng, 2018] is proposed to transfer knowledge from the labeled training data that form the *source* domain to the unlabeled test data that form the *target* domain. Owing to the concerns about data privacy and security, a new setting –Source-Free domain adaptation [Liang *et al.*, 2020]– emerges, where source data are completely unavailable when adapting to the target. Even so, there are still potential risks if the source models are visible. Some works like dataset distillation [Wang *et al.*, 2018] and DeepInversion [Yin *et al.*, 2020] may recover data from the model through adversarial attacks. In such a case, **Black-Box domain adaptation** [Zhang *et al.*, 2021] is proposed to consider the source

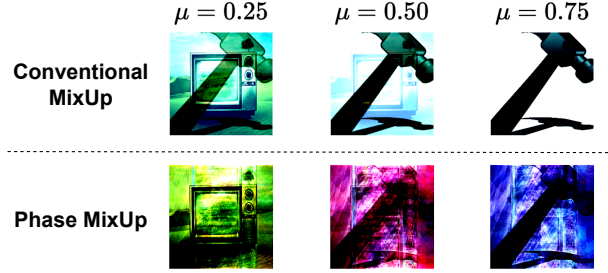


Figure 1: Comparisons between the conventional MixUp [Zhang *et al.*, 2018] and our Phase MixUp. (Best viewed in color.)  $\mu$  is the ratio of the “hammer” image fused into the “television” image. Note that when  $\mu = 0.50$ , in Conventional MixUp the dark shadow outweighs “television”, while in Phase MixUp both the core objects can be highlighted. Besides, when  $\mu = 0.75$ , the “television” is completely unseen in Conventional MixUp, while it still exists in Phase MixUp. These demonstrate that Phase MixUp can alleviate the interference of background and style information.

models are completely unseen and only model outputs are accessible for target adaptation, which is a more strict version of Source-Free domain adaptation.

Due to the limited access to the source model, the only way we obtain source information is by doing knowledge distilling between the source model and the target model. In the original Source-Free setting, we can alleviate domain shifts by updating the source model gradually, keeping the transferable parameters while replacing the untransferable ones. However, in the Black-box scenario, only the source model’s outputs are exposed, i.e., the source information cannot be disentangled as target-relevant and target-irrelevant parts as Source-Free does. The overfitting on the source domain in Black-Box is much stronger than that in Source-free, which greatly undermines the target models’ performance. [Liang *et al.*, 2022] observes this problem and uses conventional MixUp [Zhang *et al.*, 2018] as regularization for better generalization. However, there exist problems with regularization methods like MixUp or CutMix [Yun *et al.*, 2019] because *they are conducted on both input and label levels*. In the target adaptation process, we do not have accurate labels but the pseudo labels as substitutes and the linear behaviors learned from these noisy pseudo-labels due to domain shifts could have negative impacts on the generalization and degrade the model’s performance (details in Table 4).

Based on the discussions above, we develop a new and effective data augmentation method for domain adaptation

named Phase MixUp, which regularizes ML model training only from the *input aspect*. Apart from inhibiting potential noises from pseudo-labels, our Phase MixUp can highlight task-relevant objects and avoid negative impacts from background information as well. Conventional MixUp directly blends one image’s pixels into another image [Wu *et al.*, 2020; Liang *et al.*, 2022]. But this kind of combination is too simple to highlight the objects that we want to classify, especially when the image owns complex background and style information. For example, the top of Fig. 1 shows the conventional MixUp between the “television” image and the “hammer” image. The “hammer” image has a very strong dark shadow that outweighs another object “television” when  $\mu = 0.50$ . Besides, when  $\mu = 0.75$ , the “television” is completely unseen. In such cases, background elements like dark shadow will have a negative impact on conventional MixUp as they distract the attention of core objects and the model tends to connect the “hammer” with the shadow instead. Frequency decomposition proves to be a useful tool to disentangle object information and background information from an image [Yang and Soatto, 2020; Liu *et al.*, 2021], *since amplitude spectra contain most background information, while phase spectra are related to object information*. Therefore, we propose Phase MixUp (Fig. 2b) to capture the key objects and reduce background interference at the same time, as the bottom of Fig. 1 shows. By mixing their phase spectra, we can focus more on the two core objects “television” and “hammer” and weaken background information like the shadow. Even under a more extreme case like  $\mu = 0.75$ , the “television” still exists in the mixed image of Phase MixUp. The augmented image will attend further training to enhance the target model’s class consistency.

What’s more, despite the fact that input- and label-level regularizations have received enough attention in domain adaptation, regularization from the *network aspect* is overlooked. Specifically, in the Black-Box setting, only the source model’s outputs are accessible, which leads to more severe overfitting of target networks on source information. Because target networks have to learn from the outputs produced by source models without detailed calibrations on network weights as the Source-Free setting does. Therefore, a network-level regularization technique on target networks is necessary. To this end, we propose a novel method for domain adaptation called Subnetwork Distillation, which aims to regularize the full target network with the help of its subnetwork and calibrate the full target networks gradually. We slim the widths of the target network to get its subnetwork, which has a smaller scale than the full network, hence less likely overfitting to the source domain. By transferring knowledge from the target subnetwork to the full target network, the original full network captures diverse representations from the target domain with a better generalization ability.

Our contributions are summarized in three aspects:

- We propose Phase MixUp as a new *input-level* regularization scheme that helps the model enhance class consistency with more task-relevant object information, thus obtaining more robust representations for the target domain.
- We introduce a novel *network-level* regularization technique called Subnetwork Distillation that assists the target

model to learn diverse representations and transfers knowledge from the model’s partial structures to avoid overfitting on Black-Box source models.

- We conduct extensive experimental results on several benchmark datasets with both Single-Source and Multi-Source settings, showing that our approach achieves state-of-the-art performance compared with the latest methods for Black-Box domain adaptation.

## 2 Related Work

**Domain Adaptation.** Metric-based and GAN-based approaches are the two major routes in single-source domain adaptation. The metric-based methods measure the discrepancy between the source and target domain explicitly. [Long *et al.*, 2015] uses maximum mean discrepancy, while [Tzeng *et al.*, 2014] applies deep domain confusion. Recent work like [Deng *et al.*, 2021] jointly makes clustering and discrimination for alignment together with contrastive learning. The GAN-based methods originate from [Goodfellow *et al.*, 2014] and build a min-max game for two players related to the source and target domains. [Ganin and Lempitsky, 2015] adopts domain to confuse the two players, while [Saito *et al.*, 2018] uses classifier discrepancy as the objective, and [Tang *et al.*, 2020] reveals that discriminative clustering on target will benefit the adaptation. However, the general domain adaptation setting needs access to source data, which raises concerns about data privacy and security, so Source-Free adaptation is proposed.

**Source-Free Domain Adaptation.** Based on the work of [Li *et al.*, 2020; Liang *et al.*, 2020], Source-Free has become the mainstream paradigm for alleviating concerns about data privacy and security in domain adaptation. There are two technique routes under the source-free setting: self-supervision and virtual source transfer. For the self-supervised methods, [Liang *et al.*, 2020] is the most representative one, which introduces information maximization to assist adaptation. [Xia *et al.*, 2021] treats the problem from a discriminative perspective and adds a specific representation learning module to help the generalization, and [Chen *et al.*, 2022] proposes the online pseudo label refinement. As for virtual source methods, most of them build GANs to generate virtual source data. [Kurmi *et al.*, 2021] uses conditional GAN to generate new samples, while [Hou and Zheng, 2021] provides interesting visualizations for unseen knowledge and [Li *et al.*, 2020] applies collaborative GAN to achieve better generations. But Source-Free is still at risk of data leakage due to adversarial attacks to visible model weights, and that leads to a more strict setting – Black-Box domain adaptation.

**Black-Box Domain Adaptation** is a subset problem of Source-Free domain adaptation and is also a very novel topic. It is more strict than Source-Free because the models trained on source will be put into a black box and *only the outputs of these models can be used during model adaptation*. [Zhang *et al.*, 2021] first states this setting completely and emphasizes the purification of noisy labels in the adaptation. [Liang *et al.*, 2022] introduces knowledge distillation to the black-box problem, which largely improves the performance. Besides, there exist some works that apply Black-Box domain adapta-

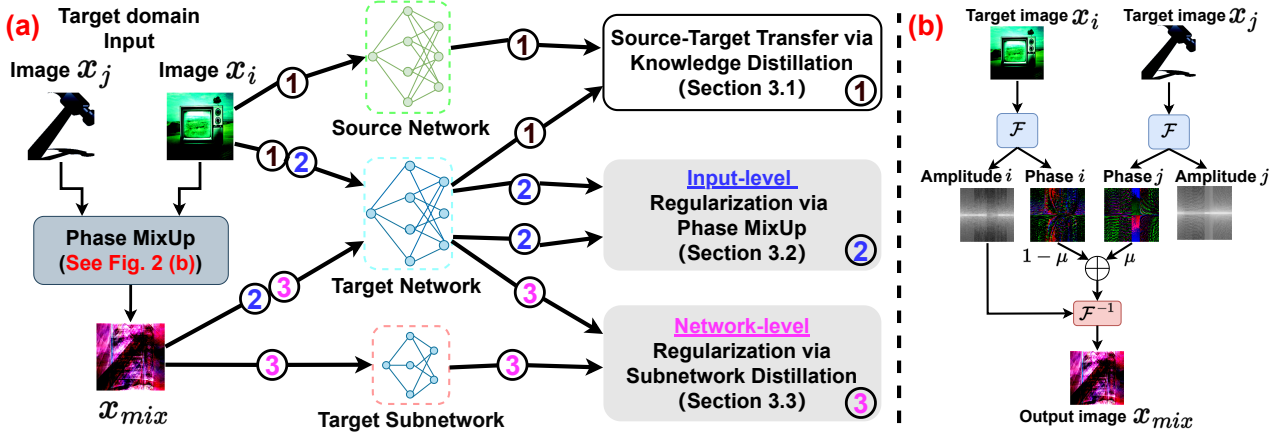


Figure 2: (a) Overview of our proposed framework. (b) The process of Phase MixUp (Best viewed in color). In (a), the arrows marked with “1” are related to the knowledge distillation described in Sec. 3.1, while the ones marked with “2” illustrate the process of input-level regularization (Sec. 3.2), and those with “3” involve in the network-level regularization (Sec. 3.3).

tion for human pose estimation like [Essich *et al.*, 2023] or for medical image segmentation like [Liu *et al.*, 2022]. Here we also tackle this type of adaptation. All the details are kept the same as in the Source-Free setting except that the source model strictly follows the Black-Box rule as its weights are completely invisible and only its outputs are accessible.

### 3 Methodology

Our proposed method RAIN tackles the Black-Box domain adaptation from the perspective of regularization (both input-level and network-level). The overall framework is presented in Fig. 2a. In the following subsections, we elaborate on the key components of the framework.

#### 3.1 Preliminary

For a typical domain adaptation problem, we have a source domain dataset  $\mathcal{S} = \{(x_i^s, y_i^s)\}_{i=1}^{n_s}$  with  $n_s$  labeled samples. The target domain dataset  $\mathcal{T} = \{x_i^t\}_{i=1}^{n_t}$  includes  $n_t$  unlabeled samples, which shares the same label space  $\mathcal{D} = \{1, 2, \dots, K\}$  with source but lie in different distributions, where  $K$  is the number of classes. The goal of domain adaptation is to seek the best target model  $f_t$  with the help of source model as  $f_s$ .

For the Black-Box paradigm, the learning starts with the supervised learning on source as  $\mathcal{L}^s = -\mathbb{E}_{(x_i^s, y_i^s) \in \mathcal{S}} \sum_{k \in \mathcal{D}} l_i^s \log f_s(x_i^s)$  with label smoothing [Muller *et al.*, 2019]:  $l_i^s = \alpha/K + (1 - \alpha)y_i^s$ , where  $\alpha$  is smoothing parameter empirically set to 0.1. Moreover, the source model’s details are completely unseen except for the model’s outputs. In this case, knowledge distillation [Hinton *et al.*, 2015] is applied to transfer from source to target:

$$\mathcal{L}_{kd} = D_{KL}(\hat{y}_i^t || f_t(x_i^t)), \quad (1)$$

where  $D_{KL}(\cdot)$  denotes Kullback-Leibler (KL) Divergence and  $\hat{y}_i^t$  is the pseudo-label generated by adaptive label smoothing and exponential moving average. Readers are referred to [Liang *et al.*, 2022] for details.

#### 3.2 Enhancing Input Regularization via Phase MixUp

Conventional MixUp is a very popular input- and label-level regularization technique in domain adaptation [Wu *et al.*, 2020; Liang *et al.*, 2022], whose goal is to enhance class-wise consistency and linear behavior, thus helping the model learn better representations on target domain. Nevertheless, there exist noises in the pseudo-labels applied to MixUp, which are harmful to the adaptation process, and that’s why we propose an input-level (only) regularization method here. What’s more, conventional MixUp cannot highlight the task-relevant objects when the image has a complicated background, and it will lead to suboptimal performance since the core objects may be ignored and the model connects the object with the background instead. From the top of Fig. 1, we can observe such a drawback. We want to blend the “hammer” object into the “television” image. However, there exists a very strong dark shadow in the “hammer” image. This background element has negative impacts on the MixUp effect as it outweighs the core object “television”. In this case, the core object “television” is not focused and it is difficult for the model to build connections between the “hammer” and the “television”. When  $\mu = 0.75$ , the “television” disappears and only the “hammer” and the dark shadow remain. Therefore, we propose Phase MixUp to highlight the key objects and reduce the background interference simultaneously. The bottom part of Fig. 1 illustrates the effect of Phase MixUp, where the two core objects are highlighted.

With the motivation clearly explained above, we next present the details of the proposed Phase MixUp process. We begin by introducing the standard format of the Fourier transform. Assume a target sample  $x_i^t \in \mathbb{R}^{C \times H \times W}$ , where  $C$ ,  $H$  and  $W$  correspond to channel numbers, height and width. We transfer it from spatial space to frequency space and then decompose its frequency spectrum as amplitude and phase:

$$\mathcal{F}_i^t = \sum_{h=0}^{H-1} \sum_{w=0}^{W-1} x_i^t \exp[-j2\pi(\frac{h}{H}u + \frac{w}{W}v)] = \mathcal{A}_i^t \exp(\mathcal{P}_i^t). \quad (2)$$

Here we ensure the one-to-one correspondence between channels of different spaces. Here  $x_i^t$  is a spatial image representation based on image pixel  $(h, w)$ , and  $\mathcal{F}_i^t$  is a fre-

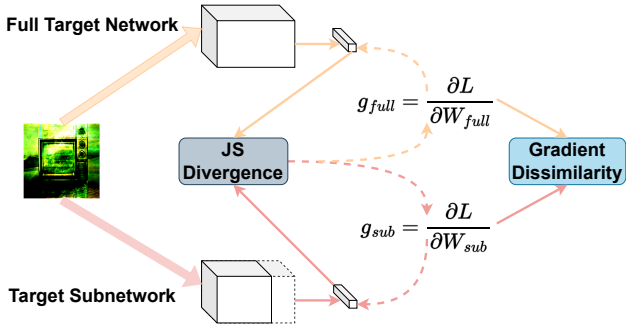


Figure 3: The training process of Subnetwork Distillation (Best viewed in color.) The orange arrows associate with the full target network adaptation and the pink arrows correspond to the target subnetwork adaptation. During the optimization of JS Divergence and Gradient Dissimilarity, the model obtains knowledge of diverse target representations that benefit the generalization.

quency image representation based on frequency spectrum unit  $(u, v)$ .  $\mathcal{A}_i^t$  is the amplitude spectrum and  $\mathcal{P}_i^t$  is the phase spectrum of the target sample  $x_i^t$ . According to [Yang and Soatto, 2020; Liu *et al.*, 2021], the amplitude spectrum reflects the low-level distributions like the style, and the high-level semantics like object shape is stored in the phase spectrum. Since our task here is domain adaptation for object recognition, we hope the mixup procedure focuses more on the key objects rather than the background information. Hence, we interpolate between phase spectra as:

$$\mathcal{P}_{mix}^t = \mu \mathcal{P}_j^t + (1 - \mu) \mathcal{P}_i^t, \quad (3)$$

where  $\mathcal{P}_j^t$  is the phase spectrum from a randomly-selected target sample  $x_j^t$  as  $\mathcal{F}(x_j^t) = \mathcal{A}_j^t \exp(\mathcal{P}_j^t)$ , and  $\mu$  is sampled from a Beta distribution as  $\text{Beta}(0.3, 0.3)$ . Here Phase MixUp serves as a small perturbation because, with appropriate disturbances, the target representations can be more robust and generalizable. And that is the reason why we set the Beta distribution’s parameter to be small value as 0.3. In such a case, the disturbance is controllable and our augmented outputs can be consistent with the original outputs. After that, the Phase MixUp augmented sample produced by inverse Fourier Transform is:

$$\begin{aligned} x_{mix}^t &= \mathcal{F}^{-1}(\mathcal{A}_i^t, \mathcal{P}_{mix}^t) \\ &= \frac{1}{HW} \sum_{u=0}^{H-1} \sum_{v=0}^{W-1} \mathcal{A}_i^t \exp(\mathcal{P}_{mix}^t) \exp[-j2\pi(\frac{u}{H}h + \frac{v}{W}w)]. \end{aligned} \quad (4)$$

The Phase MixUp procedure is depicted in Fig. 2b. After obtaining the synthesized sample, we can enhance class consistency by comparing the outputs of the original and synthesized samples. Here  $\ell_1$ -norm is utilized to compute the Phase MixUp loss as:

$$\mathcal{L}_{pm} = \mathbb{E}_{x_i^t \in T} \|f_t(x_i^t) - f_t(x_{mix}^t)\|_{\ell_1}. \quad (5)$$

Phase MixUp is different from conventional MixUp. First, our Phase MixUp is conducted on the phase spectra related to core objects, not the whole image. Moreover, conventional MixUp operates on both input- and label-level, while Phase MixUp is an input-level augmentation.

### 3.3 Encouraging Network Regularization via Subnetwork Distillation

During the procedure of knowledge transfer from source models to target models with knowledge distillation (Eq. 1), overfitting on source information is an obvious side effect. Especially in the Black-Box setting, only the source model’s outputs are visible while the source model’s weights are completely unseen. In other words, the careful calibration of the target network’s weights in the Source-Free setting cannot be achieved here. Hence, it is necessary to propose a specific network-based regularization method, enforcing regularizations and calibrations on target models to alleviate overfitting on source information.

To this end, we propose the Subnetwork Distillation approach to domain adaptation, which utilizes the self-knowledge transfer from the target subnetwork to the full target network with distinctive knowledge. We hope this structure can assist the model to obtain more target information from diverse representations far from the support of source, thus overcoming overfitting on source. We denote the full target network’s weights as  $W_{full}$  and the target subnetwork as  $W_{sub}$ . If the complete network can be represented as  $W_{full} = W_{0:1}$ , then by slimming the network width with a ratio  $\alpha \in (0, 1]$ , the subnetwork can be generated as  $W_{sub} = W_{0:\alpha}$ , i.e., a subnetwork with  $W_{0:\alpha}$  means selecting the first  $\alpha \times 100\%$  weights of each layer of the full network. Therefore, the network’s output with width  $\alpha$  is denoted as  $f_t(x_i^t; W_{0:\alpha})$ . Our goal is to learn diverse target representations via self-knowledge transfer from the target subnetwork to the full target network, thus assisting the full network to generalize better on target. The Subnetwork Distillation objective is defined as

$$\mathcal{L}_{sd} = D_{JS}(f_t(x_{mix}^t; W_{sub}) || f_t(x_{mix}^t; W_{full})). \quad (6)$$

After getting these outputs from the subnetwork with smaller widths, we compare them with the original network’s outputs using Jensen–Shannon (JS) divergence, shown in Fig. 3. To prevent the adverse influence on the inference with original images and full networks, here we use the images operated after Phase MixUp, which can also add perturbations to the regularization for more robust representations.

Now we provide a theoretical analysis to illustrate why the JS divergence can benefit the adaptation process. Assume that Phase MixUp is a mapping function  $f_{PM} : x \rightarrow z$ , and the following neural network is  $f_{network} : z \rightarrow y$ . Here we have three types of networks, the source network  $f_s$ , the full target network  $f_t$ , and the target subnetwork  $f_{sub}$ . Besides, we make two assumptions that are intuitive to understand:

**Assumption 1.** Based on observed latent variables  $z$  and an empirical predictor  $\hat{p}$ ,  $-\log \hat{p}(y|z)$  can be bounded by  $C$ , which is a constant.

**Assumption 2.** The target subnetwork is superior to the source network on the target datasets. Mathematically,

$$p_s(y, z) \log \hat{p}(y|z) \leq p_{sub}(y, z) \log \hat{p}(y|z). \quad (7)$$

What’s more, there is a lemma that assists our main conclusion Theorem 1:



**Lemma 1.** *The source loss and target loss are bounded by joint distributions and empirical predictions as:*

$$l_s \leq \mathbb{E}_{p_s(y,z)}[-\log \hat{p}(y|z)], \quad l_t \leq \mathbb{E}_{p_t(y,z)}[-\log \hat{p}(y|z)]. \quad (8)$$

On the basis of the proposed assumptions and lemma, we conclude the bound for the target loss as:

**Theorem 1.** *The target loss can be bounded by source loss and the JS divergence between the outputs of the full target network and target subnetwork as:*

$$l_t \leq l_s + C\sqrt{2D_{JS}(p_t(y,z)||p_{sub}(y,z))}, \quad (9)$$

$D_{JS}(p_t(y,z)||p_{sub}(y,z))$  corresponds to Eq. 6, which proves that the optimization of the JS divergence can benefit the adaptation process on the target domain. More detailed proof is presented in the **Appendix**.

There exist two extremes that hinder our goal. One is at the *beginning* of adaptation, when the subnetwork is very different from the full network, but it owns much greater errors than the full network, and the knowledge transfer is negative to the adaptation. The other is at the *end* of adaptation, subnetwork is very similar to the full network so that not enough knowledge can be transferred from the subnetwork to the full network. In such a case, the Subnetwork Distillation is meaningless. Provided that the gradient of the full network is  $g_{full} = \frac{\partial \mathcal{L}_{sd}}{\partial W_{full}}$ , and the gradient of the subnetwork is  $g_{sub} = \frac{\partial \mathcal{L}_{sd}}{\partial W_{sub}}$ , then we propose a weighted gradient discrepancy loss to balance this two extremes:

$$\mathcal{L}_{wg} = (1 + \exp(-\text{Entropy}(f_t(x_i^t; W_{sub})))) \frac{g_{full}^T g_{sub}}{\|g_{full}\|_2 \|g_{sub}\|_2}. \quad (10)$$

Here the left term is the weight and the right term is the cosine similarity between  $g_{sub}$  and  $g_{full}$ . By minimizing the right term, the discrepancy between two gradients is enlarged, which provides a disturbance and guarantees that the full network and subnetwork learn divergent knowledge. The left term offers constraints on the gradient dissimilarity so that if the subnetwork doesn't learn distributions that are confident enough, a smaller weight will be assigned, and vice versa.

### 3.4 Overall Objectives

Based on the above discussion, we conclude the final objective for Black-Box domain adaptation:

$$\mathcal{L}_{bb} = \mathcal{L}_{kd} + \beta \mathcal{L}_{pm} + \gamma \mathcal{L}_{sd} + \theta \mathcal{L}_{wg}, \quad (11)$$

where  $\beta, \gamma$ , and  $\theta$  are the trade-off hyperparameters for corresponding loss functions.

## 4 Experiments

**Datasets.** We use four popular benchmark datasets for evaluation. **Office-31** [Saenko *et al.*, 2010] has three domains as Amazon, Webcam, and DSLR with 31 classes and 4,652 images. **Image-CLEF** [Long *et al.*, 2017] is a relatively small dataset with three domains, and each domain includes 12 classes and 600 images. **Office-Home** [Venkateswara *et al.*, 2017] is a medium-size dataset, containing four domains as Art, Clipart, Product, and Real World. Each domain includes 65 classes and the total number of images is

15,500. **VisDA-C** [Peng *et al.*, 2017] is the most challenging dataset among the four, with 152,000 synthesized images serving as the source domain and 55,000 real images serving as the target domain, each with 12 classes. Office-31, Office-Home and VisDA-C are used for Single-Source adaptation, while Office-31, Office-Home and Image-CLEF are utilized for Multi-Source adaptation.

**Model Architecture.** We adopt ResNet-50 [He *et al.*, 2016] as the backbone for Office-31 and Office-Home, and ResNet-101 for VisDA-C. To facilitate fair comparisons, we follow the protocols from DINE [Liang *et al.*, 2022], replacing the last layer of the target network with a pipeline as a fully-connected layer, batch normalization layer, fully-connected layer, and weight normalization layer. As for the pretrained source model, ResNet and Vision Transformer (ViT) [Dosovitskiy *et al.*, 2020] are applied.

**Implementation.** We set the batch size to 64 and adopt SGD [Ruder, 2016] as the optimizer, with a momentum of 0.9 and a weight decay of  $1e-3$ . For Office-31 and Office-Home, the learning rate is set as  $1e-3$  for the convolutional layers and  $1e-2$  for the rest. For VisDA-C, we choose  $1e-4$  for the convolutional layers and  $1e-3$  for the rest. The learning rate scheduler is the same as [Liang *et al.*, 2020], i.e., a polynomial annealing strategy. Label smoothing [Muller *et al.*, 2019] is used on the leverage of source client, with 100 epochs for all the tasks. For the training procedure on target client, we train 30 epochs for all the tasks. In the evaluation stage, all results are obtained by averaging three random runs. For the hyperparameters in Eq. 11, we set  $\beta = 1.2$ ,  $\gamma = 0.6$ , and  $\theta = 0.3$ . PyTorch [Paszke *et al.*, 2019] is used for the implementation. For the proposed Subnet Regularization (Sec. 3.3), the subnetwork width is set as  $0.84 \times$ . When it comes to inference, we only use the full target network. Training is conducted on an NVIDIA RTX A5000 GPU.

**Baselines.** Several state-of-the-art baselines are selected for comparison. For Single-Source adaptation, we compare our method with NLL-OT [YM. *et al.*, 2020], NLL-KL [Zhang *et al.*, 2021], HD-SHOT [Liang *et al.*, 2020], SD-SHOT [Liang *et al.*, 2020], DINE [Liang *et al.*, 2022], and DINE-full [Liang *et al.*, 2022]. For Multi-Source adaptation, we compare with SD-DECISION [Ahmed *et al.*, 2021], DINE w/o Fine-Tune (FT) [Liang *et al.*, 2022], DINE [Liang *et al.*, 2022], and DINE-full [Liang *et al.*, 2022].

### 4.1 Results

We compare our method (RAIN) with existing Single-Source and Multi-Source approaches, and the results are shown in Table 1 and Table 2 separately. In each cell of a table, the value before the forward slash / is distilled from the ResNet-based source model, while the value after / is distilled from the ViT-based source model.

For Single-Source adaptation, our model achieves state-of-the-art performances on average in three datasets. Compared with the second-best results, our method yields improvements of 1.8%/1.1% in Office-31, 2.4%/0.9% in Office-Home, and 5.4%/1.6% in VisDA-C. And in most tasks, our approach outperforms all the listed baselines. For Multi-Source adaptation, our model also obtains state-of-the-art results in three datasets, yielding average improvements of 1.4%/1.1% in

Table 1: **Single-Source** Domain Adaptation Accuracy (%) on (a) **Office-31**, (b) **Office-Home**, and (c) **VisDA-C**. In each cell, the value before the forward slash / origins from ResNet-based source model, and the one after / relies on ViT-based source model.

(a) Office-31	A→D	A→W	D→A	D→W	W→A	W→D	Avg.
Source-only	79.9/88.2	76.6/89.2	56.4/74.5	92.8/97.2	60.9/77.2	98.5/99.3	77.5/87.6
NLL-OT	88.8/91.3	85.5/91.4	64.6/76.4	95.1/97.2	66.7/78.2	98.7/99.4	83.2/89.0
NLL-KL	89.4/91.7	86.8/91.8	65.1/76.3	94.8/97.2	67.1/78.4	98.7/99.0	83.6/89.1
HD-SHOT	86.5/88.9	83.1/99.9	66.1/75.3	95.1/97.7	68.9/77.7	98.1/99.5	83.0/88.3
SD-SHOT	89.2/91.6	83.7/92.8	67.9/77.8	95.3/98.7	71.1/78.5	97.1/99.7	84.1/89.8
DINE	91.6/94.2	86.8/94.6	72.2/80.7	96.2/98.8	73.3/81.5	98.6/99.5	86.4/91.6
DINE-full	91.7/95.5	87.5/94.8	72.9/81.2	96.3/98.5	73.7/82.0	98.5/99.7	86.7/91.9
RAIN	93.8±0.20/ 96.2±0.20	88.8±0.10/ 95.7±0.10	75.5±0.14/ 83.6±0.07	96.8±0.10/ 98.6±0.10	76.7±0.14/ 84.1±0.21	99.5±0.10/ 99.7±0.20	88.5±0.10/ 93.0±0.10

(b) Office-Home	Ar→Cl	Ar→Pr	Ar→Rw	Cl→Ar	Cl→Pr	Cl→Rw	Pr→Ar	Pr→Cl	Pr→Rw	Rw→Ar	Rw→Cl	Rw→Pr	Avg.
Source-only	44.1/54.5	66.9/83.2	74.2/87.2	54.5/78.0	63.3/83.8	66.1/86.1	52.8/74.5	41.2/49.7	73.2/87.4	66.1/78.6	46.7/52.6	77.5/86.2	60.6/75.1
NLL-OT	49.1/58.8	71.7/84.4	77.3/87.6	60.2/78.2	68.7/84.7	73.1/86.7	57.0/76.0	46.5/54.0	76.8/88.0	67.1/79.7	52.3/57.2	79.5/87.2	64.9/76.9
NLL-KL	49.0/59.5	71.5/84.3	77.1/87.6	59.0/77.4	68.7/84.8	72.9/86.8	56.4/75.1	46.9/54.9	76.6/88.0	66.2/79.0	52.3/57.9	79.1/87.2	64.6/76.9
HD-SHOT	48.6/57.2	72.8/84.2	77.0/87.3	60.7/78.4	70.0/84.9	73.2/86.4	56.6/74.8	47.0/56.0	76.7/87.6	67.5/78.9	52.6/57.5	80.2/87.0	65.3/76.7
SD-SHOT	50.1/59.4	75.0/85.2	78.8/87.8	63.2/79.6	72.9/86.6	76.4/87.1	60.0/76.4	48.0/58.3	79.4/87.8	69.2/80.0	54.2/59.5	81.6/87.9	67.4/78.0
DINE	52.2/64.9	78.4/87.4	81.3/88.8	65.3/80.5	76.6/89.6	78.7/87.8	62.7/79.0	49.6/62.9	82.2/89.1	69.8/81.5	55.8/64.6	84.2/90.0	69.7/80.5
DINE-full	54.2/64.4	77.9/87.9	81.6/89.0	65.9/80.9	77.7/89.6	79.9/88.7	64.1/79.6	50.5/62.5	82.1/89.4	71.1/81.7	58.0/65.2	84.3/89.7	70.6/80.7
RAIN	57.0±0.06/ 66.3±0.12	79.7±0.08/ 88.8±0.12	82.8±0.04/ 90.1±0.08	67.9±0.04/ 82.0±0.04	79.5±0.06/ 89.5±0.12	81.2±0.04/ 89.2±0.04	67.7±0.04/ 80.7±0.08	53.2±0.08/ 62.9±0.12	84.6±0.12/ 90.6±0.12	73.3±0.04/ 82.9±0.08	59.6±0.06/ 65.8±0.06	85.6±0.08/ 89.8±0.04	73.0±0.08/ 81.6±0.16

(c) VisDA-C	plane	beycl	bus	car	horse	knife	meycl	person	plant	sktbrd	train	truck	Avg.
Source-only	64.3/97.0	24.6/56.2	47.9/81.0	75.3/74.4	69.6/91.8	8.5/52.0	79.0/92.5	31.6/10.1	64.4/73.4	31.0/92.7	81.4/97.0	9.2/17.5	48.9/69.6
NLL-OT	82.6/97.8	84.1/90.8	76.2/81.9	44.8/49.7	90.8/95.7	39.1/93.5	76.7/85.2	72.0/45.4	82.6/88.9	81.2/96.6	82.7/91.2	50.6/54.4	72.0/80.9
NLL-KL	82.7/97.6	83.4/91.1	76.7/82.1	44.9/49.2	90.9/95.8	38.5/93.5	78.4/86.2	71.6/44.6	82.4/89.0	80.3/96.4	82.9/91.4	50.4/54.8	71.9/81.0
HD-SHOT	75.8/96.7	85.8/91.7	78.0/81.8	43.1/48.4	92.0/95.1	41.0/98.5	79.9/83.1	78.1/60.1	84.2/92.2	86.4/87.7	81.0/88.4	65.5/65.3	74.2/82.4
SD-SHOT	79.1/96.3	85.8/91.1	77.2/80.3	43.4/46.4	91.6/93.9	41.0/98.2	80.0/81.5	78.3/58.6	84.7/90.9	86.8/85.5	81.1/88.0	65.1/63.8	74.5/81.2
DINE	81.4/96.6	86.7/91.9	77.9/83.1	55.1/58.2	92.2/95.3	34.6/97.8	80.8/85.0	79.9/73.6	87.3/91.9	87.9/94.9	84.3/92.2	58.6/85.1	75.6/85.1
DINE-full	95.3/96.6	85.9/91.9	80.1/82.9	53.4/57.9	93.0/95.4	37.7/97.8	80.7/84.5	79.2/73.1	86.3/91.7	89.9/95.1	85.7/92.0	60.4/60.9	77.3/85.0
RAIN	96.6±0.09/ 97.7±0.09	86.8±0.09/ 92.8±0.09	83.0±0.06/ 86.2±0.12	70.9±0.04/ 72.3±0.08	94.5±0.08/ 96.5±0.04	81.8±0.10/ 98.0±0.10	84.2±0.06/ 86.2±0.12	83.6±0.09/ 83.2±0.09	90.9±0.08/ 92.1±0.16	89.5±0.08/ 96.9±0.08	89.4±0.06/ 93.3±0.06	64.0±0.08/ 60.7±0.08	82.7±0.09/ 86.6±0.09

Table 2: **Multi-Source** Domain Adaptation Accuracy (%) on **Office-31**, **Image-CLEF**, and **Office-Home**. In each cell, the value before the forward slash / origins from ResNet-based source model, and the one after / relies on ViT-based source model.

Dataset	Office-31				Image-CLEF				Office-Home				
Method	→A	→D	→W	Avg.	→C	→I	→P	Avg.	→Ar	→Cl	→Pr	→Rw	Avg.
No Adapt.	64.5/77.2	82.3/88.2	80.7/89.2	75.8/84.9	92.1/95.3	87.4/90.2	72.4/72.0	84.0/85.9	54.9/74.5	49.9/54.5	69.6/83.2	76.7/87.2	62.8/74.8
SD-DECISION	66.6/80.0	87.3/90.4	85.7/95.9	80.0/88.8	93.5/95.0	89.6/91.8	74.1/76.6	85.7/87.8	62.5/77.2	51.9/55.8	72.3/85.3	80.4/88.8	66.8/76.8
DINE w/o FT	69.2/80.7	98.6/98.4	96.9/97.1	88.3/92.1	96.2/97.2	91.4/96.6	78.3/80.9	88.6/91.6	70.8/82.4	57.1/61.0	80.9/88.6	82.1/90.8	72.7/80.7
DINE	76.8/82.4	99.2/99.2	98.4/98.4	91.5/93.4	98.0/97.8	93.4/96.6	80.2/81.3	90.5/91.9	74.8/83.6	64.1/67.0	85.0/90.9	84.6/91.9	77.1/83.3
DINE-full	77.1/81.4	99.2/99.0	98.2/98.5	91.5/93.0	97.8/97.8	93.0/96.4	79.7/81.4	90.2/91.9	74.9/83.4	62.6/65.2	84.6/90.3	84.7/91.5	76.7/82.6
RAIN	79.8±0.14/ 84.5±0.14	99.8±0.20/ 99.2±0.20	99.0±0.10/ 98.6±0.10	92.9±0.10/ 94.1±0.10	98.4±0.17/ 98.0±0.17	94.2±0.17/ 96.6±0.17	82.0±0.17/ 83.2±0.17	91.5±0.17/ 92.6±0.17	76.0±0.08/ 84.0±0.08	65.6±0.12/ 68.5±0.12	85.8±0.12/ 92.0±0.12	84.8±0.08/ 93.0±0.08	78.1±0.16/ 84.4±0.16

Office-31, 1.3%/0.7% in Image-CLEF, and 1.4%/1.8% in Office-Home. Besides, in all the tasks of Multi-Source adaptation, RAIN outperforms all the listed baselines.

## 4.2 Analysis

Table 3: Ablation Study of Losses on Selected Tasks

Single-Source	A → D	Ar → Rw	Syn → Real
w/o $\mathcal{L}_{pm}$ & $\mathcal{L}_{sd}$ & $\mathcal{L}_{wg}$ (baseline)	90.2	79.3	76.0
w/ $\mathcal{L}_{pm}$	91.6 (↑1.4)	80.4 (↑1.1)	77.7 (↑1.7)
w/ $\mathcal{L}_{sd}$	90.8 (↑0.6)	79.7 (↑0.4)	77.0 (↑1.0)
w/ $\mathcal{L}_{pm}$ & $\mathcal{L}_{sd}$	91.9 (↑1.7)	81.0 (↑1.7)	78.9 (↑2.9)
w/ $\mathcal{L}_{sd}$ & $\mathcal{L}_{wg}$	93.1 (↑2.9)	81.6 (↑2.3)	81.7 (↑5.7)
RAIN ( $\mathcal{L}_{pm}$ + $\mathcal{L}_{sd}$ + $\mathcal{L}_{wg}$ )	93.8 (↑3.6)	82.8 (↑3.5)	82.7 (↑6.7)
Multi-Source	→A	→P	→Ar
w/o $\mathcal{L}_{pm}$ & $\mathcal{L}_{sd}$ & $\mathcal{L}_{wg}$ (baseline)	74.9	78.6	72.1
w/ $\mathcal{L}_{pm}$	76.5 (↑1.6)	80.2 (↑1.6)	73.3 (↑1.2)
w/ $\mathcal{L}_{sd}$	75.4 (↑0.5)	79.4 (↑0.8)	73.0 (↑0.9)
w/ $\mathcal{L}_{pm}$ & $\mathcal{L}_{sd}$	77.7 (↑2.8)	80.8 (↑2.2)	74.5 (↑2.4)
w/ $\mathcal{L}_{sd}$ & $\mathcal{L}_{wg}$	78.0 (↑3.1)	81.2 (↑2.6)	74.6 (↑2.5)
RAIN ( $\mathcal{L}_{pm}$ + $\mathcal{L}_{sd}$ + $\mathcal{L}_{wg}$ )	79.8 (↑4.9)	82.0 (↑3.4)	76.0 (↑4.1)

**Ablation Study.** We study the contributions of three proposed losses in our approach and the results are shown in Table 3. Three representative tasks from different datasets are selected for both Single-Source and Multi-Source adaptation. Based on the three losses and their dependency (e.g.,  $\mathcal{L}_{wg}$  relies on the value of  $\mathcal{L}_{sd}$ ), six situations are listed. From Table 3, we observe that all the components play a role in improving the model’s performance. Besides, it demonstrates that

Table 4: Ablation Study of Augmentation Methods

Single-Source	A → D	Ar → Cl	Syn → Real
SD-SHOT	89.2	50.1	74.5
SD-SHOT w/ MixUp	89.5 (+0.3)	50.1 (+0.0)	73.6 (-0.9)
SD-SHOT w/ CutMix	89.0 (-0.2)	49.8 (-0.3)	74.2 (-0.3)
SD-SHOT w/ RandAugment	89.4 (+0.2)	50.3 (+0.2)	74.7 (+0.2)
SD-SHOT w/ Phase MixUp	90.8 (+1.6)	50.7 (+0.6)	75.2 (+0.7)
DINE-full w/o MixUp	90.9	52.9	76.3
DINE-full (w/ MixUp by default)	91.7 (+0.8)	54.2 (+1.3)	77.3 (+1.0)
DINE-full w/ CutMix	91.4 (+0.5)	53.8 (+0.8)	77.1 (+0.8)
DINE-full w/ RandAugment	92.0 (+1.1)	54.4 (+1.5)	77.3 (+1.0)
DINE-full w/ Phase MixUp	92.8 (+1.9)	55.0 (+2.1)	77.6 (+1.3)
Multi-Source	→A	→P	→Ar
SD-DECISION	66.6	74.1	62.5
SD-DECISION w/ MixUp	66.5 (-0.1)	74.3 (+0.2)	62.0 (-0.5)
SD-DECISION w/ CutMix	67.2 (+0.6)	74.7 (+0.6)	62.2 (-0.3)
SD-DECISION w/ RandAugment	68.6 (+2.0)	74.8 (+0.7)	63.0 (+0.5)
SD-DECISION w/ Phase MixUp	69.9 (+3.3)	75.6 (+1.5)	64.5 (+2.0)
DINE-full w/o MixUp	75.3	78.8	73.0
DINE-full (w/ MixUp by default)	77.1 (+1.8)	79.7 (+0.9)	74.9 (+1.9)
DINE-full w/ CutMix	75.0 (-0.3)	77.4 (-1.4)	73.5 (+0.5)
DINE-full w/ RandAugment	78.1 (+2.8)	80.6 (+1.8)	74.5 (+1.5)
DINE-full w/ Phase MixUp	78.8 (+3.5)	81.3 (+2.5)	75.6 (+2.6)

simply using  $\mathcal{L}_{sr}$  cannot ensure the efficacy of the distillation from the subnetwork to full network, as the increases are all less than 1%. However, when  $\mathcal{L}_{sd}$  works together with  $\mathcal{L}_{wg}$ , the boost is significant enough as no less than 2.3% in all tasks here. This indicates that maintaining the gradient discrepancy of the full target network and target subnetwork is really important, as it ensures that the target subnetwork learns different knowledge, thus guaranteeing the distillation process in  $\mathcal{L}_{sd}$  to be meaningful. Moreover, the analysis that relies on ViT-based source models is presented in the **Appendix**.

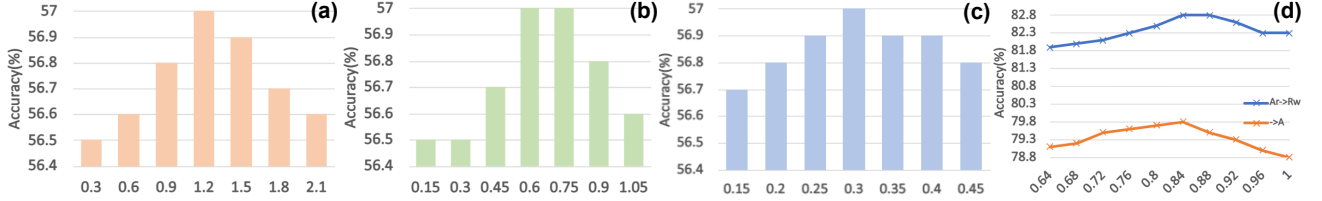


Figure 4: Parameter Analysis (best viewed in color.): (a) Analysis on  $\beta$  in Eq. 11; (b) Analysis on  $\gamma$  in Eq. 11; (c) Analysis on  $\theta$  in Eq. 11; (d) Analysis on subnetwork width ratios. (a), (b), and (c) are conducted on the task Ar  $\rightarrow$  Cl, while (d) is based on Ar  $\rightarrow$  Rw and  $\rightarrow$  A.

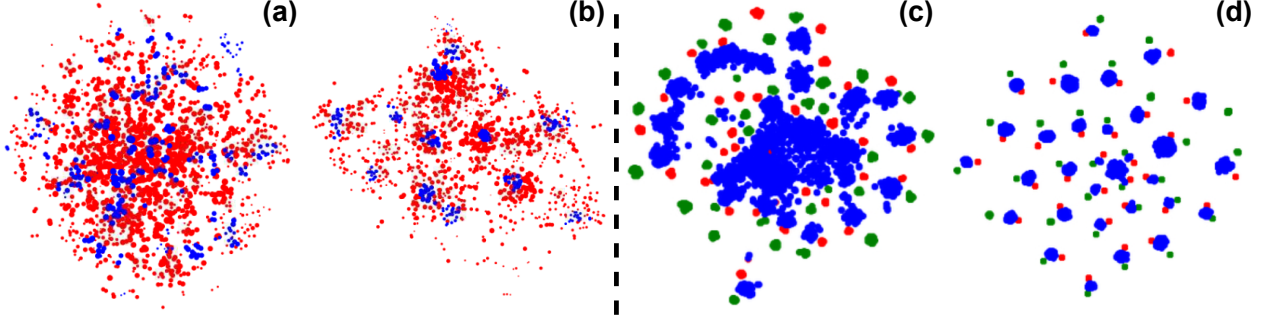


Figure 5: Feature Visualization. (best viewed in color.): (a) Single-Source before adaptation; (b) Single-Source after adaptation; (c) Multi-Source before adaptation; (d) Multi-Source after adaptation. We select task A (red dots)  $\rightarrow$  D (blue dots) for Single-Source and D (red dots) & W (green dots)  $\rightarrow$  A (blue dots) for Multi-Source.

As the proposed Phase MixUp can be considered as a general data augmentation scheme, we further validate its superiority by comparing it with the existing state-of-the-art augmentation methods including MixUp [Zhang *et al.*, 2018], RandAugment [Shorten and Khoshgoftaar, 2019] and CutMix [Yun *et al.*, 2019]. All these techniques are combined with different Black-Box adaptation approaches. The comparison results of Single-Source and Multi-Source adaptation are listed in Table 4. It is evident that Phase MixUp consistently outperforms all the other three techniques, and it plays a positive role in all situations. Besides, we observe that augmentation methods conducted on both input- and label-level like MixUp and CutMix cannot provide enough assistance to the regularization, and sometimes may degrade the model’s performance. This proves that Phase MixUp, which is conducted only on the input level, is more effective. We show the analysis of ViT-based source models in the **Appendix**.

**Parameter Study.** There are three hyperparameters in our overall objective (Eqs. 11) as  $\beta$ ,  $\gamma$ , and  $\theta$  that weight the importance of  $\mathcal{L}_{pm}$ ,  $\mathcal{L}_{sr}$ , and  $\mathcal{L}_{wg}$ . We select the task Ar  $\rightarrow$  Cl from Office-Home and conduct parameter analysis in Fig. 4a, Fig. 4b, and Fig. 4c. For  $\beta$ , we choose relatively large values with an interval of 0.3, while for  $\gamma$  and  $\theta$  the values are smaller with an interval of 0.15 and 0.05 respectively. From this figure, we can observe that the best values for  $\beta$  are near 1.2 and 1.5. For  $\gamma$ , 0.60 to 0.75 is a suitable range, and 0.25 to 0.30 is ideal for  $\theta$ . What’s more, we can see that the model’s performance remains stable and competitive in the range of values we tested. The parameter study on the Multi-Source setting is provided in the **Appendix**.

We also provide a detailed analysis of the subnetwork width in Subnetwork Distillation based on both Single-Source and Multi-Source settings with the task Ar  $\rightarrow$  Rw from Office-Home and the task  $\rightarrow$  A Office-31 separately, as shown in Fig. 4d. We see that the best choice for the Single-Source task is between 0.84 and 0.88, while it is between 0.80 and

0.84 for the Multi-Source task. Our choice of using 0.84 is reasonable. Besides, we observe that subnetwork width = 1.0 cannot achieve the best results. This is because if the subnetwork also has the width=1.0 (i.e. the same network as the full network), the structure regularization aspect of the Subnet Regularizer is completely lost. In such a case, it is necessary to maintain enough structural differences between the full target network and the target subnetwork. We also provide the analysis of ViT-based source models in the **Appendix**.

**Qualitative Visualization.** We use t-SNE [Van der Maaten and Hinton, 2008] to visualize the features produced by source-pretrained models (i.e. No-Adapt) and our models (i.e. Fully-Adapted), and the results are shown in Fig. 5, where the left part is about Single-Source and the right part is about Multi-Source. Fig. 5a and Fig. 5c are results before adaptation, while Fig. 5b and Fig. 5d are results after adaptation. All of these features are produced by Resnet-based source models and target models. From them, we can observe that after adaptation, the data points with varied colors (i.e., from different domains) form multiple clear clusters and are no longer in chaos, which demonstrates the effectiveness of our proposed method **RAIN**.

## 5 Conclusion

In this paper, we propose a method named Regularization on Input and Network (RAIN) for Black-Box domain adaptation. We propose a new data augmentation technique called Phase MixUp to regularize the data input, thus encouraging class consistency for better target representations. We also propose Subnetwork Distillation as a network-level regularization technique to transfer knowledge from the target subnetwork to the full target network, hence learning diverse target representations and calibrating the full network. Comprehensive experiments on several datasets testify RAIN’s efficacy in both Single-Source and Multi-Source settings, together with detailed quantitative and qualitative analysis.

## References

- [Ahmed *et al.*, 2021] Sk Miraj Ahmed, Dripta S Raychaudhuri, Sujoy Paul, Samet Oymak, and Amit K Roy-Chowdhury. Unsupervised multi-source domain adaptation without access to source data. In *Proceedings of the IEEE/CVF Conference on Computer Vision and Pattern Recognition*, pages 10103–10112, 2021.
- [Chen *et al.*, 2022] Dian Chen, Dequan Wang, Trevor Darrell, and Sayna Ebrahimi. Contrastive test-time adaptation. *arXiv preprint arXiv:2204.10377*, 2022.
- [Deng *et al.*, 2021] Wanxia Deng, Qing Liao, Lingjun Zhao, Deke Guo, Gangyao Kuang, Dewen Hu, and Li Liu. Joint clustering and discriminative feature alignment for unsupervised domain adaptation. *IEEE Transactions on Image Processing*, pages 7842–7855, 2021.
- [Dosovitskiy *et al.*, 2020] Alexey Dosovitskiy, Lucas Beyer, Alexander Kolesnikov, Dirk Weissenborn, Xiaohua Zhai, Thomas Unterthiner, Mostafa Dehghani, Matthias Minderer, Georg Heigold, Sylvain Gelly, et al. An image is worth 16x16 words: Transformers for image recognition at scale. *arXiv preprint arXiv:2010.11929*, 2020.
- [Essich *et al.*, 2023] Michael Essich, Markus Rehmann, and Cristóbal Curio. Auxiliary task-guided cyclegan for black-box model domain adaptation. In *Proceedings of the IEEE/CVF Winter Conference on Applications of Computer Vision (WACV)*, pages 541–550, January 2023.
- [Ganin and Lempitsky, 2015] Yaroslav Ganin and Victor Lempitsky. Unsupervised domain adaptation by backpropagation. In *International Conference on Machine Learning*, pages 1180–1189, 2015.
- [Goodfellow *et al.*, 2014] Ian Goodfellow, Jean Pouget-Abadie, Mehdi Mirza, Bing Xu, David Warde-Farley, Sherjil Ozair, Aaron Courville, and Yoshua Bengio. Generative adversarial nets. *Advances in Neural Information Processing Systems*, 27, 2014.
- [He *et al.*, 2016] Kaiming He, Xiangyu Zhang, Shaoqing Ren, and Jian Sun. Deep residual learning for image recognition. In *Proceedings of the IEEE Conference on Computer Vision and Pattern Recognition*, pages 770–778, 2016.
- [Hinton *et al.*, 2015] Geoffrey Hinton, Oriol Vinyals, and Jeff Dean. Distilling the knowledge in a neural network. *STAT*, 2015.
- [Hou and Zheng, 2021] Yunzhong Hou and Liang Zheng. Visualizing adapted knowledge in domain transfer. In *Proceedings of the IEEE/CVF Conference on Computer Vision and Pattern Recognition*, pages 13824–13833, 2021.
- [Kurmi *et al.*, 2021] Vinod K Kurmi, Venkatesh K Subramanian, Vinay P Namboodiri, and . Domain impression: A source data free domain adaptation method. In *Proceedings of the IEEE/CVF Winter Conference on Applications of Computer Vision*, pages 615–625, 2021.
- [Li *et al.*, 2020] Rui Li, Qianfen Jiao, Wenming Cao, Hui San Wong, and Si Wu. Model adaptation: Unsupervised domain adaptation without source data. In *2020 IEEE/CVF Conference on Computer Vision and Pattern Recognition (CVPR)*, pages 9638–9647, 2020.
- [Liang *et al.*, 2020] Jian Liang, Dapeng Hu, and Jiashi Feng. Do we really need to access the source data? source hypothesis transfer for unsupervised domain adaptation. In *International Conference on Machine Learning*, pages 6028–6039. PMLR, 2020.
- [Liang *et al.*, 2022] Jian Liang, Dapeng Hu, Ran He, and Jiashi Feng. Dine: Domain adaptation from single and multiple black-box predictors. *Proceedings of the IEEE/CVF Conference on Computer Vision and Pattern Recognition (CVPR)*, pages 8003–8013, June 2022.
- [Liu *et al.*, 2021] Quande Liu, Cheng Chen, Jing Qin, Qi Dou, and Pheng-Ann Heng. Feddg: Federated domain generalization on medical image segmentation via episodic learning in continuous frequency space. In *Proceedings of the IEEE/CVF Conference on Computer Vision and Pattern Recognition*, pages 1013–1023, 2021.
- [Liu *et al.*, 2022] Xiaofeng Liu, Chaehwa Yoo, Fangxu Xing, C-C Jay Kuo, Georges El Fakhri, Je-Won Kang, and Jonghye Woo. Unsupervised black-box model domain adaptation for brain tumor segmentation. *Frontiers in Neuroscience*, page 341, 2022.
- [Long *et al.*, 2015] Mingsheng Long, Yue Cao, Jianmin Wang, and Michael Jordan. Learning transferable features with deep adaptation networks. In *International Conference on Machine Learning*, pages 97–105, 2015.
- [Long *et al.*, 2017] Mingsheng Long, Han Zhu, Jianmin Wang, and Michael I Jordan. Deep transfer learning with joint adaptation networks. In *International conference on machine learning*, pages 2208–2217. PMLR, 2017.
- [Muller *et al.*, 2019] Rafael Muller, Simon Kornblith, and Geoffrey E Hinton. When does label smoothing help? *Advances in Neural Information Processing Systems*, 2019.
- [Paszke *et al.*, 2019] Adam Paszke, Sam Gross, Francisco Massa, Adam Lerer, James Bradbury, Gregory Chanan, Trevor Killeen, Zeming Lin, Natalia Gimelshein, Luca Antiga, et al. Pytorch: An imperative style, high-performance deep learning library. *Advances in Neural Information Processing Systems*, 2019.
- [Peng *et al.*, 2017] Xingchao Peng, Ben Usman, Neela Kaushik, Judy Hoffman, Dequan Wang, and Kate Saenko. Visda: The visual domain adaptation challenge. *arXiv preprint arXiv:1710.06924*, 2017.
- [Ruder, 2016] Sebastian Ruder. An overview of gradient descent optimization algorithms. *arXiv preprint arXiv:1609.04747*, 2016.
- [Saenko *et al.*, 2010] Kate Saenko, Brian Kulis, Mario Fritz, and Trevor Darrell. Adapting visual category models to new domains. In *European Conference on Computer Vision*, pages 213–226, 2010.
- [Saito *et al.*, 2018] Kuniaki Saito, Kohei Watanabe, Yoshitaka Ushiku, and Tatsuya Harada. Maximum classifier



- discrepancy for unsupervised domain adaptation. In *Proceedings of the IEEE Conference on Computer Vision and Pattern Recognition*, pages 3723–3732, 2018.
- [Shorten and Khoshgoftaar, 2019] Connor Shorten and Taghi M Khoshgoftaar. A survey on image data augmentation for deep learning. *Journal of Big Data*, 6(1):1–48, 2019.
- [Tang *et al.*, 2020] Hui Tang, Ke Chen, and Kui Jia. Unsupervised domain adaptation via structurally regularized deep clustering. In *Proceedings of the IEEE/CVF Conference on Computer Vision and Pattern Recognition*, pages 8725–8735, 2020.
- [Tzeng *et al.*, 2014] Eric Tzeng, Judy Hoffman, Ning Zhang, Kate Saenko, and Trevor Darrell. Deep domain confusion: Maximizing for domain invariance. *arXiv preprint arXiv:1412.3474*, 2014.
- [Van der Maaten and Hinton, 2008] Laurens Van der Maaten and Geoffrey Hinton. Visualizing data using t-sne. *Journal of machine learning research*, 9(11), 2008.
- [Venkateswara *et al.*, 2017] Hemanth Venkateswara, Jose Eusebio, Shayok Chakraborty, and Sethuraman Panchanathan. Deep hashing network for unsupervised domain adaptation. In *Proceedings of the IEEE Conference on Computer Vision and Pattern Recognition*, pages 5018–5027, 2017.
- [Wang and Deng, 2018] Mei Wang and Weihong Deng. Deep visual domain adaptation: A survey. *Neurocomputing*, 312:135–153, 2018.
- [Wang *et al.*, 2018] Tongzhou Wang, Jun-Yan Zhu, Antonio Torralba, and Alexei A Efros. Dataset distillation. *arXiv preprint arXiv:1811.10959*, 2018.
- [Wu *et al.*, 2020] Yuan Wu, Diana Inkpen, and Ahmed El-Roby. Dual mixup regularized learning for adversarial domain adaptation. In *European Conference on Computer Vision*, pages 540–555. Springer, 2020.
- [Xia *et al.*, 2021] Haifeng Xia, Handong Zhao, and Zhengming Ding. Adaptive adversarial network for source-free domain adaptation. In *Proceedings of the IEEE/CVF International Conference on Computer Vision*, pages 9010–9019, 2021.
- [Yang and Soatto, 2020] Yanchao Yang and Stefano Soatto. Fda: Fourier domain adaptation for semantic segmentation. In *Proceedings of the IEEE/CVF Conference on Computer Vision and Pattern Recognition*, pages 4085–4095, 2020.
- [Yin *et al.*, 2020] Hongxu Yin, Pavlo Molchanov, Jose M Alvarez, Zhizhong Li, Arun Mallya, Derek Hoiem, Niraj K Jha, and Jan Kautz. Dreaming to distill: Data-free knowledge transfer via deepinversion. In *Proceedings of the IEEE/CVF Conference on Computer Vision and Pattern Recognition*, pages 8715–8724, 2020.
- [YM. *et al.*, 2020] Asano YM., Rupprecht C., and Vedaldi A. Self-labelling via simultaneous clustering and representation learning. In *International Conference on Learning Representations*, 2020.
- [Yun *et al.*, 2019] Sangdoo Yun, Dongyoon Han, Seong Joon Oh, Sanghyuk Chun, Junsuk Choe, and Youngjoon Yoo. Cutmix: Regularization strategy to train strong classifiers with localizable features. In *Proceedings of the IEEE/CVF international conference on computer vision*, pages 6023–6032, 2019.
- [Zhang *et al.*, 2018] Hongyi Zhang, Moustapha Cisse, Yann N. Dauphin, and David Lopez-Paz. mixup: Beyond empirical risk minimization. In *International Conference on Learning Representations*, 2018.
- [Zhang *et al.*, 2021] Haojian Zhang, Yabin Zhang, Kui Jia, and Lei Zhang. Unsupervised domain adaptation of black-box source models. *arXiv preprint arXiv:2101.02839*, 2021.