

# ProtoPFormer: Concentrating on Prototypical Parts in Vision Transformers for Interpretable Image Recognition

Mengqi Xue<sup>1,\*</sup>, Qihan Huang<sup>1,\*</sup>, Haofei Zhang<sup>1</sup>, Lechao Cheng<sup>2</sup>,  
Jie Song<sup>1,†</sup>, Minghui Wu<sup>3</sup>, Mingli Song<sup>1</sup>

<sup>1</sup>Zhejiang University, <sup>2</sup>Zhejiang Lab, <sup>3</sup>Zhejiang University City College

{mqxue, qh.huang, haofeizhang, sjie, brooksong}@zju.edu.cn,  
chenglc@zhejianglab.com, mhwu@zucc.edu.cn

## Abstract

Prototypical part network (ProtoPNet) has drawn wide attention and boosted many follow-up studies due to its self-explanatory property for explainable artificial intelligence (XAI). However, when directly applying ProtoPNet on vision transformer (ViT) backbones, learned prototypes have a “distraction” problem: they have a relatively high probability of being activated by the background and pay less attention to the foreground. The powerful capability of modeling long-term dependency makes the transformer-based ProtoPNet hard to focus on prototypical parts, thus severely impairing its inherent interpretability. This paper proposes prototypical part transformer (ProtoPFormer) for appropriately and effectively applying the prototype-based method with ViTs for interpretable image recognition. The proposed method introduces global and local prototypes for capturing and highlighting the representative holistic and partial features of targets according to the architectural characteristics of ViTs. The global prototypes are adopted to provide the global view of objects to guide local prototypes to concentrate on the foreground while eliminating the influence of the background. Afterwards, local prototypes are explicitly supervised to concentrate on their respective prototypical visual parts, increasing the overall interpretability. Extensive experiments demonstrate that our proposed global and local prototypes can mutually correct each other and jointly make final decisions, which faithfully and transparently reason the decision-making processes associatively from the whole and local perspectives, respectively. Moreover, ProtoPFormer consistently achieves superior performance and visualization results over the state-of-the-art (SOTA) prototype-based baselines. Our code has been released at <https://github.com/zju-vipa/ProtoPFormer>.

<sup>†</sup>Corresponding author.

<sup>\*</sup>Equal contributions.

Why is this bird classified as a Painted Bunting?




Figure 1. Visual comparison of prototypes on an example image between a CNN-based ProtoPNet (ResNet34 [16]) and a ViT-based ProtoPNet (DeiT-Ti [35]), and our ProtoPFormer (DeiT-Ti).

## 1. Introduction

The emergence of deep neural networks (DNNs) has created unprecedented achievements in computing, thanks to their abilities to powerfully extract features and automatically mine recognition patterns in enormous data [21]. However, the lack of transparency hinders DNNs’ applications in areas that demand traceable and understandable decisions [3]. To further explore the interpretability of DNNs, many researchers propose various approaches to promote the advancement in explainable artificial intelligence (XAI) [3]. Among these methods, ProtoPNet [7], inspired by the human vision system, has attracted increasing research interest and many follow-up studies with its self-explanatory property for XAI. Consider the example image in Figure 1, we can identify this sample as a Parakeet Auklet by comparing the features of its beak, wings, and feathers with existing bird species even without expertise. Similar to this strategy, ProtoPNet aims to precisely perceive and rec-

ognize discriminative parts of objects with category-specific prototypes. As shown in Figure 1 (a), the highest activated prototypes capture features of the bird’s head and wings. By making predictions through the linear combination of prototypes’ similarity with image patches, ProtoPNet is inherently interpretable and can be analyzed by visualization when post-processing.

PorotoPNet and its variants are mainly developed on convolutional neural networks (CNNs). While recent years vision transformers (ViTs) [13] have been introduced into computer vision and challenged the domination of CNNs with their superior performance equipping the ability to model long-range dependency [9, 22]. Naturally, we want to see whether ViTs can benefit from prototype-based methods’ self-explanatory property. Disappointingly, directly applying ProtoPNet with a ViT (removing the class token) leads to a “prototype distraction” problem: prototypes are prone to obtain high activation scores in the background and show scattered and fragmented activation scores in the foreground, as shown in Figure 1 (b). The unsatisfactory visualization results violate the idea that makes prototypes point out vital visual evidence for each case. The lack of intrinsic inductive bias makes prototypes of ViTs focus less on prototypical parts and more on the long-range dependency.

To solve the aforementioned limitations, we propose *prototypical part transformer* (ProtoPFormer) to appropriately and effectively apply the prototype-based method with ViTs for interpretable image recognition in two steps, as shown in Figure 1 (c). ProtoPFormer proposes global and local prototypes to concentrate the “distracted” prototypes on the discriminative parts to build a self-interpretable ViT-backend model. As reported by Raghu *et al.* [27], the class token (*i.e.*, the global branch) of ViTs progressively aggregates information from all the image tokens and produces the high-level abstraction of targets; on the contrary, image tokens (*i.e.*, the local branch) remain strong similarities to their corresponding spatial locations in inputs. Hence the global and local prototypes are designed to compute similarity scores with output embeddings of the class token and image tokens, for capturing and highlighting holistic and partial features of targets and fully capitalizing on the built-in architectural characteristics of ViTs. Next, we gradually perform a two-step concentration process to solve the “distraction” problem with the proposed two types of prototypes. In the first step, the global prototypes perceive the whole features of targets and devise a foreground preserving (FP) mask to guide the local branch to selectively keep foreground-related image tokens and eliminate the influence of the background. In the second step, A prototypical part concentration (PPC) loss is designed to promote inter-prototype divergence and centralize scattered similarity scores, encouraging local prototypes further focus on diverse prototypical parts as visual explanations. Fi-

nally, the predictions from the local and global branches are combined to make final decisions jointly. Our experiments have proved that combining the two types of high-level abstracted features can mutually correct each other’s decisions from their exclusive views. Moreover, extensive experiments have demonstrated that our ProtoPFormer not only enjoys superior performance and faithfully reasons the decision-making processes from both global and local perspectives, appropriately and efficiently resolving the limitations of previous prototype-based methods in ViTs.

We summarized our contributions as follows: (a) We propose ProtoPFormer, tailored for ViT-backed prototype methods, for interpretable image recognition. (b) Based on the architectural characteristics of ViTs, ProtoPFormer introduces global and local prototypes to capture and highlight the holistic and partial features of target objects complementarily. (c) A two-step process is performed to progressively solve the “prototype distraction” problem and point out visual evidence associatively from global and local perspectives. (d) Extensive experiments have demonstrated that ProtoPFormer can achieve superior performance and faithfully and transparently reason the decision-making processes, benefiting from the strategy of mutual correction and joint decision of global and local prototypes.

## 2. Related Work

### 2.1. Interpretability with CNNs

The interpretability of the inherent decision-making process of DNNs has become a grand challenge in computer vision. In general, previous works of model interpretability can be divided into two groups: *self-interpretable models* and *post-hoc analysis*. Self-interpretable models are elaborately designed neural networks that have transparent reasoning processes with regularization techniques [8, 34, 40] or accountable components [43–45]. The post-hoc analysis methods focus on undermining interpretable information of a well-trained DNN with various techniques like feature visualization [4, 24], saliency analysis [5, 42] and gradients [29, 32, 33]. ProtoPNet [7] combines the characteristics of both schools with faithfully reasoning the decision-making process by the linear combination of the prototype’s similarity scores and visualizing the importance of discriminative parts as post-hoc analysis. Many follow-up studies extend ProtoPNet to medical image processing, explanatory debugging, etc [2, 12, 17, 25, 31, 38]. While these CNN-based methods tend to obtain unsatisfactory results both on classification accuracies and visualization of prototypes when directly applying to ViTs [13]. Hence we propose ProtoPFormer to solve these limitations.

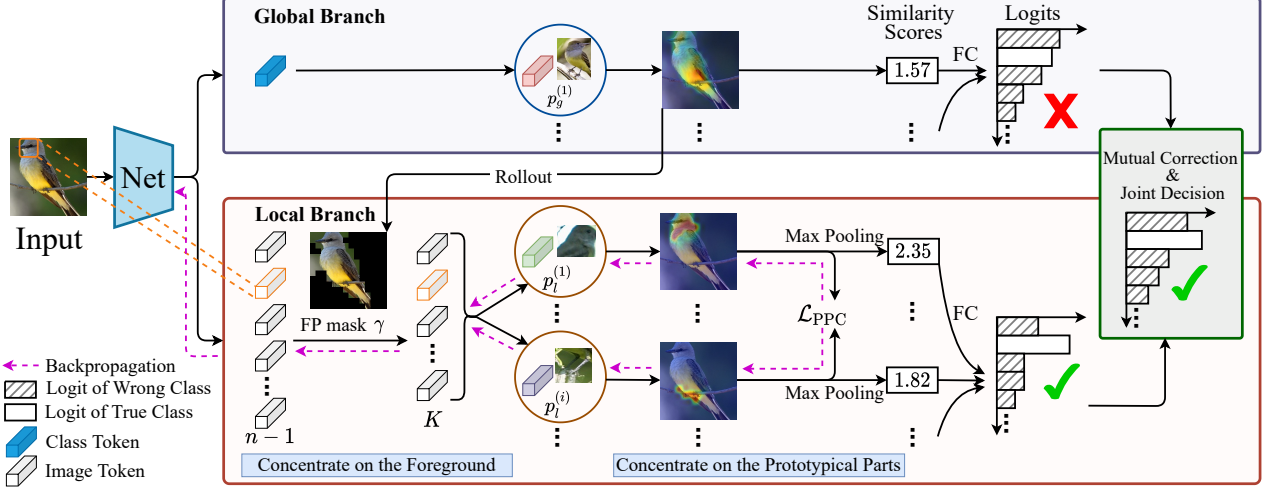


Figure 2. Illustration of ProtoPFormer for image recognition interpretation. The global branch provides guidance for the local branch with the FP mask. The strategy of mutual correction and joint decision makes them contribute complementarily to final predictions, capitalizing on the built-in architectures in ViTs. The loss propagation of  $\mathcal{L}_{CE}$  is omitted for simplicity.

## 2.2. Interpretability with ViTs

Transformer [37] is introduced into computer vision field and has achieved impressive success [22, 35]. With the wide applications of ViTs, some approaches are proposed to explore their interpretability. The most intuitive way is to analyze the attention weights [1, 37]. Nonetheless, this simple assumption may not be a fail-safe indicator [30]. For ViTs, some reasons the decision-making process via gradients [10, 14, 15], attributions [6, 41] and redundancy reduction [26]. While these methods can only attend to the global features, leaving out discriminative parts. In particular, ViT-NeT [19] and ConceptTransformer [28] include visual prototypes/concepts into ViTs as visual explanations. While ViT-NeT merely adopts ViTs as backbones to extract features. The interpretability mainly comes from the neural tree that also introduces many parameters and ignores the architectural character of ViTs. ConceptTransformer adds user-defined concepts (*e.g.*, attribute annotations) to enforce an additive relation between token embeddings and concepts. The user-defined concepts require expensive and time-consuming human labeling. Comparatively, ProtoPFormer is designed precisely for ViTs according to the self-attention mechanism, the class token, and the image tokens with category-specific prototypes that can be automatically learned when training. Furthermore, global and local branches can mutually correct each other and jointly make the final decision, capitalizing on the built-in class token and image tokens in ViTs.

## 3. Preliminaries

**ProtoPNets.** A typical ProtoPNet is composed of three sequential modules: (1) a backbone network maps an in-

put image to a sequence<sup>†</sup> of visual tokens (embedding vectors)  $X \in \mathbb{R}^{n \times d}$ , where  $n$  is the length of the visual sequence and  $d$  is the embedding dimension; (2) a prototype layer  $\text{Proto}(X)$  transforms  $X$  into a similarity score vector  $s \in \mathbb{R}^m$ , where  $m$  denotes the number of learnable prototypes; (3) a fully connected (FC) layer  $\text{FC}(s)$  makes the prediction with  $s$ . In the prototype layer, particularly, the  $i$ -th similarity score  $s_i$  is the max pooled value from the similarity map  $S_i = \text{Sim}(X, p^{(i)})$ , where  $p^{(i)} \in \mathcal{P}$  is the  $i$ -th prototype and  $\text{Sim}(\cdot, \cdot)$  computes the similarity between the given prototype  $p_i$  and all visual tokens, defined in [7]. Generally, ProtoPNets assign  $k$  prototypes equally for each class and therefore  $m = kC$  ( $C$  is the number of classes).

**Vision Transformers.** This paper focuses on ViTs adopting the attention mechanism as the original Transformer [37]. ViTs firstly embed disjoint image patches as a sequence of image tokens. Then they are appended with a class token and fed into multiple encoder layers composed of a multi-head self-attention (MHSA) module and an MLP block. Given a visual sequence  $X \in \mathbb{R}^{n \times d}$ , according to [37] the MHSA layer can be rewritten as follows

$$\text{MHSA}(X) = \sum_{h=1}^H A_h X W_h, \quad (1)$$

where  $A_h = \text{softmax}(\Psi_h)$  is the normalized self-attention matrix by row-wise softmax of head  $h$  ( $\Psi_h \in \mathbb{R}^{n \times n}$ ),  $H$  is head number, and  $W_h \in \mathbb{R}^{d \times d}$  is the linear projection matrix. In particular, the global information is gradually aggregated to the class token solely for the final classification by each MHSA layer,

<sup>†</sup>The feature map (shape  $h \times w \times d$ ) output from CNNs can be flattened as a visual sequence with shape  $hw \times d$ .

**ViT-backed ProtoPNets.** To directly implement a ViT as the backbone, we remove the class token from the sequence and feed the remaining tokens to the following prototype layer. However, unlike CNNs, which are stacked with local perceptron units, *e.g.*, convolutional and pooling layers, the MHSA mechanism aggregates global information to every visual token, which is consequently incompatible with prototypes representing local visual parts. Furthermore, as extensive experiments demonstrates in Table 1 and Figure 4, ViT-backed ProtoPNet and its variants show notably performance degeneration compared with CNN-backed ProtoPNets. This phenomena can be explained by visualizing the learned prototypes shown in Figure 4, revealing a “prototype distraction” problem that the tokens with high similarity scores are distributed irregularly and spread the whole similarity map, including background positions. As a result, not only the classification accuracy but also the interpretability coming with the semantic meaning of prototypes suffers from the incompatibility between the long-range perception of ViTs and the local visual dependency of ProtoPNets.

#### 4. ProtoPFormer

To tackle the abovementioned problem, we propose explicitly constraining the activated similarity map in the local branch so that every prototype is enforced to represent an individual visual part as intended. Moreover, employing the global information aggregated to the class token, the global branch is proposed to model inter-class and intra-class differences contributing complementarily to final predictions along with the local prototype branch.

The overall architecture is illustrated in Figure 2, in which a class token  $t_c \in \mathbb{R}^{1 \times d}$  and a feature sequence  $X_f \in \mathbb{R}^{(n-1) \times d}$  are split from the visual sequence  $X = [t_c, X_f]$  and fed into a global prototype branch and a local prototype branch respectively. Similar to the CNN-backed ProtoPNets settings, the global branch has  $m_g$  learnable prototypes  $\mathcal{P}_g = \{p_g^{(1)}, \dots, p_g^{(m_g)}\}$  ( $m_g^c$  for each class), and the local branch has  $m_l$  learnable prototypes  $\mathcal{P}_l = \{p_l^{(1)}, \dots, p_l^{(m_l)}\}$  ( $m_l^c$  for each class). The predicted logits of the two branches are weighted summed for generating the complementary result, formulated as

$$z_c = \lambda_g z_g + \lambda_l z_l, \quad (2)$$

where  $z_g$  and  $z_l$  are outputs from the FC classification layer of global and local branches in respective, and  $\lambda_{\{g,l\}}$  are weighted coefficients for each branch.

##### 4.1. Concentration on the Foreground

The first step is to concentrate local prototypes on the foreground and eliminate the influence of the background

via an adaptive binary mask, named foreground preserving (FP) mask, to selectively preserve foreground-related image tokens and screen background-related image tokens. The global branch provide guidance to the local branch via the FP mask, capitalizing on the built-in class token and image tokens in ViTs. As shown in Figure 2, we use the rollout method [1] to generate the FP mask from the rollout matrix of the class token. For a ViT model, the attention rollout matrix at the  $l$ -th layer ( $l \geq 1$ ) is defined recursively as  $\tilde{\mathcal{A}}_r^{(l)} = \mathcal{A}^{(l)} \tilde{\mathcal{A}}_r^{(l-1)}$ , where  $\mathcal{A}^{(l)}$  is computed based on the attention matrices  $A_h^{(l)}$  at this layer:

$$\mathcal{A}^{(l)} = I_n + \frac{1}{H} \sum_{h=1}^H A_h^{(l)}. \quad (3)$$

The initial attention rollout matrix  $\mathcal{A}^{(0)}$  is predefined as the identity matrix  $I_n$ . As mentioned in [1],  $\tilde{\mathcal{A}}_{1,i}$  is the influence score of the  $i$ -th token to the class token, which help us distinguish how likely it could be as a foreground token as visualization in Figure 2.

Given a backbone ViT with  $L$  encoder layer, we extract the rollout matrix at the  $(L-1)$ -th layer for filtering out background tokens. Let  $\hat{a}_c \in \mathbb{R}^{n-1}$  be the rollout attention values to the class token, we only preserve top- $K$  foreground tokens for computing the  $L$ -th encoder layer. More specifically, let  $\gamma \in \{0, 1\}^{n-1}$  denote a binary foreground preserving (FP) mask ( $\gamma_i = 1$  represents that token  $i$  is a preserved foreground token). To remove selected background tokens, we modify the softmax normalization applied to  $\Psi$  in Equation 1 as

$$A_{i,j} = \frac{\gamma_j \exp(A_{i,j})}{\sum_{k=1}^{n-1} \gamma_k \exp(A_{i,k})}. \quad (4)$$

Equation 4 cuts off the connection between the background and the foreground, thus avoiding changing information at this step. In the following prototype layer, only the similarity scores generated from the foreground-related tokens are preserved for further class prediction. Generally, this step tentatively concentrates local prototypes in the foreground with the proposed FP mask.

##### 4.2. Concentration on Prototypical Parts

With selected foreground tokens, the local prototypes can be forced to concentrate on heterogeneous visual parts with explicit supervision. For achieving such a purpose, we model the similarity map (reshaped to a two-dimension array like image patches) with regard to each local prototype as a bivariate Gaussian function:

$$\text{Gaussian}(x|\mu, \Sigma) = \frac{1}{2\pi|\Sigma|^{\frac{1}{2}}} e^{-\frac{1}{2}(x-\mu)^\top \Sigma^{-1}(x-\mu)}, \quad (5)$$

where  $x \in \mathbb{R}^2$  represents the position on the similarity map;  $\mu \in \mathbb{R}^2$  and  $\Sigma \in \mathbb{R}^{2 \times 2}$  are the parameters controlling the center position and dispersion in respective. On the



one hand, by minimizing the eigenvalues of  $\Sigma$ , we are able to dissolve the distraction problem. On the other hand, to promote the divergency of prototypes, we can supervise the prototypes by pushing the centers away from each other.

**Gaussian Fitting.** When achieving  $N$  data points  $D = \{(x_i, s_i)\}_{i=1}^N$  ( $x_i$  represent the position of the similarity value  $s_i$  on the heatmap  $S$ ) along with the FP mask  $\gamma$ , we are able to estimate the parameters of the Gaussian model  $\text{Gaussian}(\cdot|\mu, \Sigma)$ . Precisely, by removing background tokens,  $\mu$  and  $\Sigma$  can be estimated by

$$\begin{cases} \hat{\mu} = \frac{\sum_{i=1}^N \gamma_i s_i x_i}{\sum_{i=1}^N \gamma_i s_i}, \\ \hat{\Sigma} = \frac{\sum_{i=1}^N \gamma_i s_i (x_i - \mu)(x_i - \mu)^\top}{\sum_{i=1}^N \gamma_i s_i - 1}. \end{cases} \quad (6)$$

Then we propose a prototypical part concentration (PPC) loss to make local prototypes concentrate on different and centralized representative parts for each class. By constraining  $\text{tr}(\hat{\Sigma})$ , the trace of  $\hat{\Sigma}$ , the PPC loss minimizes the sum of eigenvalues of  $\hat{\Sigma}$ . In the meantime, this loss also encourages prototypes belonging to the same class to have diverse  $\hat{\mu}$ . The PPC loss can be computed as  $\mathcal{L}_{\text{PPC}} = \lambda_\mu \mathcal{L}_{\text{PPC}}^\mu + \lambda_\sigma \mathcal{L}_{\text{PPC}}^\sigma$ , where  $\mathcal{L}_{\text{PPC}}^\mu$  is defined as

$$\mathcal{L}_{\text{PPC}}^\mu = \frac{1}{m_c^l m_c^t} \sum_{i \neq j} \max(t_\mu - \|\hat{\mu}_i^c - \hat{\mu}_j^c\|^2, 0), \quad (7)$$

and  $\mathcal{L}_{\text{PPC}}^\sigma$  can be written as

$$\mathcal{L}_{\text{PPC}}^\sigma = \text{tr} \left( \max(0, \hat{\Sigma} - t_\sigma) \right). \quad (8)$$

Here  $t_\mu$  and  $t_\sigma$  are two predefined thresholds to guarantee that the PPC loss only penalizes too close center coordinates and encourages small covariance values for concentrating  $c$ -class private local prototypes to learn and make decisions on different distinctive visual concepts. And  $\lambda_\mu$  and  $\lambda_\sigma$  represent their factors. The final optimization objection of ProtoPFormer is to minimize  $\mathcal{L} = \mathcal{L}_{\text{CE}} + \mathcal{L}_{\text{PPC}}$ ,  $\mathcal{L}_{\text{CE}}$  is the conventional cross-entropy loss.

## 5. Experiments

### 5.1. Experimental Settings

**Datasets.** We conduct experiments on three widely-used datasets including CUB [39], Dogs [18] and Cars [20]. The CUB dataset contains 5994/5794 training/test images over 200 bird species. The Dogs dataset is a fine-grained classification dataset with 120 dog breeds. The Cars dataset consists of 16,185 vehicle pictures of 196 classes of cars. All images are resized to  $224 \times 224$  pixels without cropping.

**Backbones.** Three popular transformers, DeiT-Ti [35], DeiT-S [35], and CaiT-XXS-24 [36], are adopted as the ViT

backbones in our experiments, initialized with the official pre-trained weights on ImageNet-1k [11].

**Parameters.** All models are trained for 200 epochs with AdamW optimizer [23] and cosine LR scheduler, following the training strategies used in official codes of DeiT. Grid search is used to tune all involved hyperparameters of our method and baselines. The weighted coefficients  $\lambda_\mu, \lambda_\sigma$  are set to 0.5, 0.1, and the two thresholds  $t_\mu, t_\sigma$  are 2 and 1. We use 10 local prototypes for all datasets, and 10, 5, and 5 global prototypes for CUB, Dogs and Cars datasets, respectively.  $K$  is 81 for CUB and Dogs, and 121 for Cars. FC layers are non-trainable in ProtoPFormer.

**Baselines.** We compare the proposed ProtoPFormer with the classic and state-of-the-art (SOTA) prototype-based approaches. (1) **Base** represents the vanilla ViT model, serving as the non-interpretable counterpart of our method. (2) **ProtoPNet** [7] is the first work that interprets DNNs' decisions through a linear combination of similarity scores of prototypes. (3) **ProtoTree** [25] combines prototypes with decision trees for hierarchical reasoning. (4) **TesNet** [38] introduces a transparent embedding space with class-aware basis concepts. (5) **Def.ProtoPNet** [12] designs spatially flexible prototypes for handling images with pose variations. (6) **CT** [28] stands for ConceptTransformer which utilizes attributes as visual concepts. This method cannot be applied to Dogs and Cars which lack visual attribute labels. (7) **ViT-Net** [19] integrates ViTs and trainable neural trees based on ProtoTree, which only employs ViTs as feature extractors without fully exploiting their architectural characteristics. For fair comparison, we rerun all baselines with three ViT backbones and use grid search to turn their hyperparameters. Please refer to the supplementary material for more detailed settings like hyperparameters of baselines and experimental implementations.

### 5.2. Performance Comparison

In Table 1, we report the top-1 accuracy and parameter numbers of ProtoPFormer and our competitors on involved datasets with three ViT backbones. Generally, it can be observed that our proposed method consistently achieves superior performance compared to baseline methods and economizing parameters. Specifically, Base, as the non-interpretable counterpart, steadily shows upper-middle performance than other self-interpretable baselines, which implies that previous SOTA prototype-based methods are confronted with the trade-off between accuracy and transparency for ViT-backed models. ProtoPNet, TesNet, and Def.ProtoPNet suffer from varying degrees of performance degradation with transformer backbones on three datasets, indicating that these approaches, designed based on CNN models, are unsuited for learning prototypical parts from token embeddings in transformers. CT obtains worse results than our method with visual concepts defined by user-

Method	DeiT-Ti			DeiT-S			CaiT-XXS-24		
	CUB	Dogs	Cars	CUB	Dogs	Cars	CUB	Dogs	Cars
<b>Base</b>	80.57 <small>5.56M</small>	81.05 <small>5.55M</small>	86.21 <small>5.56M</small>	84.28 <small>21.74M</small>	89.00 <small>21.71M</small>	90.06 <small>21.74M</small>	83.95 <small>11.80M</small>	85.62 <small>11.79M</small>	90.19 <small>11.80M</small>
<b>ProtoPNet</b>	81.36 <small>5.95M</small>	81.47 <small>5.79M</small>	86.84 <small>5.94M</small>	84.04 <small>22.12M</small>	86.85 <small>21.97M</small>	88.21 <small>22.12M</small>	84.02 <small>12.18M</small>	84.62 <small>12.03M</small>	88.87 <small>12.18M</small>
<b>ProtoTree</b>	68.50 <small>5.70M</small>	68.46 <small>5.70M</small>	70.02 <small>5.70M</small>	70.57 <small>21.89M</small>	72.73 <small>21.89M</small>	74.95 <small>21.89M</small>	72.33 <small>11.94M</small>	73.69 <small>11.94M</small>	73.15 <small>11.94M</small>
<b>TesNet</b>	77.72 <small>6.38M</small>	76.54 <small>5.97M</small>	84.69 <small>6.36M</small>	81.36 <small>22.56M</small>	75.08 <small>22.15M</small>	87.31 <small>22.54M</small>	81.52 <small>12.62M</small>	77.01 <small>12.21M</small>	88.12 <small>12.6M</small>
<b>Def. ProtoPNet</b>	75.79 <small>7.86M</small>	79.26 <small>6.99M</small>	82.01 <small>7.82M</small>	79.53 <small>25.93M</small>	79.59 <small>24.45M</small>	87.42 <small>25.86M</small>	81.09 <small>14.10M</small>	80.67 <small>13.23M</small>	87.51 <small>14.05M</small>
<b>CT</b>	74.71 <small>5.84M</small>	N/A	N/A	79.74 <small>22.75M</small>	N/A	N/A	78.81 <small>12.08M</small>	N/A	N/A
<b>ViT-Net</b>	81.98 <small>10.42M</small>	80.96 <small>10.08M</small>	88.41 <small>10.41M</small>	84.26 <small>26.66M</small>	88.21 <small>26.30M</small>	<b>91.34</b> <small>26.64M</small>	84.51 <small>16.32M</small>	84.67 <small>16.32M</small>	<b>91.54</b> <small>16.65M</small>
<b>ProtoPFormer</b>	<b>82.26</b> <small>6.33M</small>	<b>82.20</b> <small>5.91M</small>	<b>88.48</b> <small>6.13M</small>	<b>84.85</b> <small>22.50M</small>	<b>89.97</b> <small>22.09M</small>	90.86 <small>22.30M</small>	<b>84.79</b> <small>12.57M</small>	<b>86.26</b> <small>12.15M</small>	91.04 <small>12.36M</small>

Table 1. The acc@1 performance comparison (%) between seven SOTA baselines and our ProtoPFormer on three datasets averaged over six runs. Big bold fonts are used to indicate the best accuracy. Tiny italic fonts report parameter numbers of each method, and the biggest model sizes are represented in bold type.

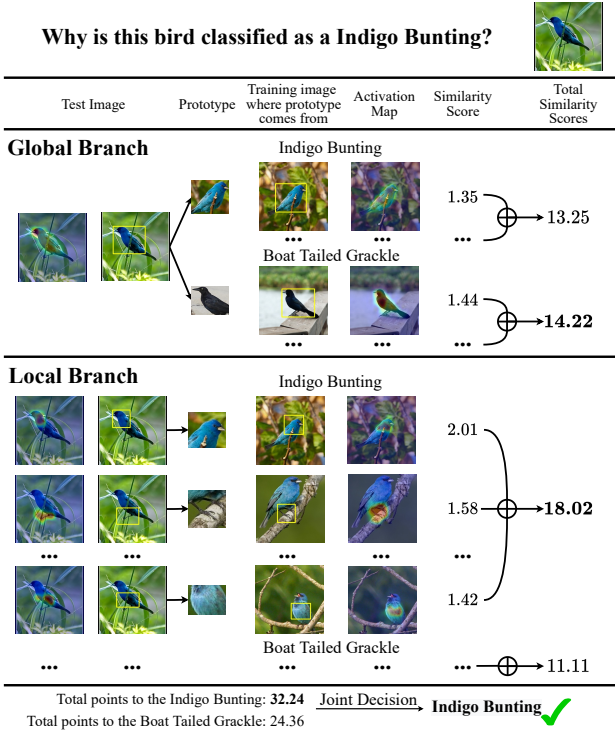


Figure 3. The reasoning process of our ProtoPFormer in classifying the species of a bird with DeiT-Ti, where  $\oplus$  denotes summation of similarity scores.

defined attributes on CUB, which require time-consuming labeling and rely on human judgment. In contrast, our prototypes are automatically learned along with the training process, faithfully reflecting the discriminative information for the decisions of ViTs. ViT-Net has comparable accuracy with our method but introduces significant extra parameters with the neural trees. Comparatively, ProtoPFormer solely

adds small additional parameters, the global prototypes, to achieve the necessary improvement for ViTs. In summary, extensive experiments have verified that our ProtoPFormer outperforms seven baselines on adopted datasets with three ViTs, meanwhile avoiding increasing too many overheads.

### 5.3. Visualization Analysis

**Reasoning Process.** Figure 3 shows a typical reasoning process of ProtoPFormer. The global and local branches make complementary predictions contributing to the final decision. Prototypes of each branch compute corresponding similarity scores with token embeddings and produce the final points with linearly combined scores. In this case, when classifying an Indigo Bunting, global prototypes mistakenly have a slightly larger response with the holistic features of the Boat Tailed Grackle class than Indigo Bunting. Meanwhile, local prototypes successfully discover that the test bird reveals many close parallels with the Indigo-Bunting’s exclusive prototypes: the indigo features covered the bird’s head, belly, and black feet. Pointing out prototypical visual evidence helps local prototypes make sound judgments and correct the global branch. With the mutual correction and joint decision strategy, global and local prototypes capture holistic and partial features of target objects in a complementary way, benefiting the final decisions of ProtoPFormer.

**Visual Comparison.** In this subsection, we analyze the interpretability of ProtoPFormer through visualizing local prototypes after training and compare the results with five baselines, illustrated in Figure 4. The bounding box covers the top 5% similarity scores in the same map, and heat maps are generated by up-sampling and mapping the activation maps to the pixel space, following the same visualization process in ProtoPNet. We can observe that previous prototype-based competitors obtain unsatisfied visualization results: similarity scores are distributed irregularly




Figure 4. Visual demonstration of the two most activated local prototypes in heat maps and bounding boxes on example images (randomly chosen from the CUB and Dog datasets) of five prototype-based baselines and ProtoPFormer with DeiT-S.

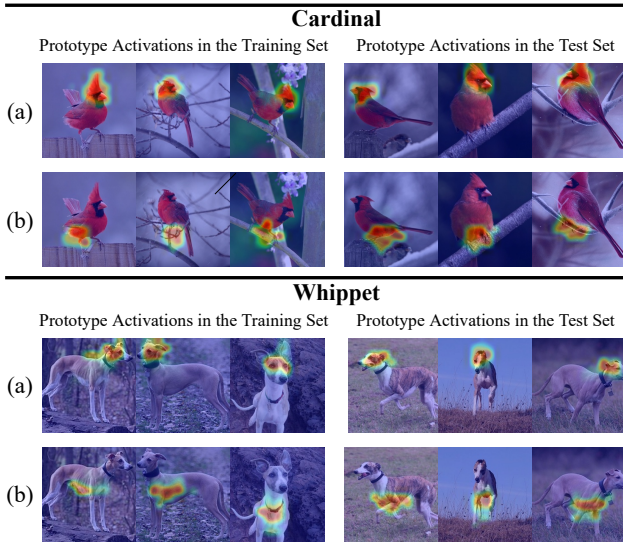


Figure 5. Heat maps of the same local prototypes on different examples from the training and test set with DeiT-S.

and spread throughout the whole similarity map while paying excessive attention on the background positions. For example, two prototypes of ProtoPNet show high similarity with the background when classifying the Red Winged Blackbird, which dramatically impairs its self-explanatory. Nevertheless, ViT-Net and Def.ProtoPNet train prototypes to capture features of the greensward for identifying two dog breeds, as dogs often appear accompanied by the grass. We ascribe this phenomenon to the vulnerability of previous CNN-based baselines to ViT backbones, which mistakenly learn the misleading information related but not congruent with objects and ignore targeting cues. By contrast, ProtoPFormer precisely captures diverse discriminative prototypical parts with the two-step concentration. Notably, the high activated prototypes of ProtoPFormer show significant activations with a central tendency, *e.g.*, the birds' head and under-surface and the dogs' head and belly. Moreover, heat maps of the two most activated local prototypes (a) and (b) on different examples from the training and test set in heat maps with are provided in Figure 5. Our ProtoPFormer can learn prototypes that attend to diverse visual evidence matches with human vision, *e.g.*, the Cardinal's head and



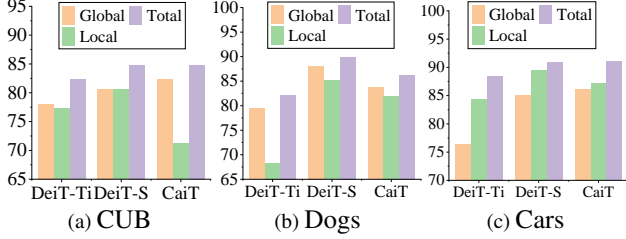


Figure 6. Performance (%) of different branches (global branch, local and total) with three ViTs on adopted datasets.

Base	Global Num.				Local Num.			
	3	5	10 <sup>†</sup>	15	5	10 <sup>†</sup>	15	20
DeiT-Ti	80.31	81.58	82.26	82.25	81.79	82.26	82.07	82.38
DeiT-S	83.40	84.50	84.85	84.90	84.39	84.85	84.93	85.16

Table 2. Results (%) of ProtoPFormer with different numbers of global and local prototypes per class on CUB.

feet, the Whippet’s head and belly, in each case. Global prototypes mainly capture the holistic features of targets with pose variations and different perspectives. Please refer to the supplement for more visualization analyses like visualization of global prototypes and Gaussian function shapes.

#### 5.4. Ablation Study

Specific accuracies of global and local branches are presented in Figure 6 along with the combined total accuracy. Joint decisions achieve more promising results than separate global and local branches, verifying that the proposed global and local prototypes mutually correct each other with their perspective knowledge and benefit the whole model through the complementary decisions. Moreover, the influence of different numbers of global and local prototypes is also evaluated, as displayed in Table 2. The accuracy generally improves with the introduction of more prototypes, which also leads to parameter increase and high similarity between prototypes. Generally we choose medium numbers of prototypes in our experiment (marked with <sup>†</sup>). More ablation studies (like the influence of used hyper-parameters) are presented in the supplementary material.

## 6. Conclusion

In this paper, we propose ProtoPFormer for appropriately and effectively applying the prototype-based method with ViTs for interpretable image recognition. To fully capitalize on the built-in architectural characteristics of ViTs, ProtoPFormer introduces global and local prototypes, representing holistic and partial features respectively, which contribute associatively when inference. In particular, the local prototypes are further supervised to tackle the “pro-

tototype distraction” problem by learning to concentrate on the visual parts individually. Experiments have demonstrated the superiority of our ProtoPFormer. In future work, we plan to investigate the potential applications of ProtoPFormer in other critical areas like model debugging and medical image diagnosis.

## References

- [1] Samira Abnar and Willem Zuidema. Quantifying attention flow in transformers. *arXiv preprint arXiv:2005.00928*, 2020.
- [2] Andrea Bontempelli, Stefano Teso, Fausto Giunchiglia, and Andrea Passerini. Concept-level debugging of part-prototype networks. *arXiv preprint arXiv:2205.15769*, 2022.
- [3] Vanessa Buhrmester, David Münch, and Michael Arens. Analysis of explainers of black box deep neural networks for computer vision: A survey. *MAKE*, 3(4):966–989, 2021.
- [4] Dmitrii Bychkov, Nina Linder, Riku Turkki, Stig Nordling, Panu E Kovanen, Clare Verrill, Margarita Walliander, Mikael Lundin, Caj Haglund, and Johan Lundin. Deep learning based tissue analysis predicts outcome in colorectal cancer. *Scientific reports*, 8(1):1–11, 2018.
- [5] Hila Chefer, Shir Gur, and Lior Wolf. Transformer interpretability beyond attention visualization. In *CVPR*, pages 782–791, 2021.
- [6] Hila Chefer, Shir Gur, and Lior Wolf. Transformer interpretability beyond attention visualization. In *CVPR*, pages 782–791, 2021.
- [7] Chaofan Chen, Oscar Li, Daniel Tao, Alina Barnett, Cynthia Rudin, and Jonathan K Su. This looks like that: deep learning for interpretable image recognition. *NIPS*, 32, 2019.
- [8] Xi Chen, Yan Duan, Rein Houthooft, John Schulman, Ilya Sutskever, and Pieter Abbeel. Infogan: Interpretable representation learning by information maximizing generative adversarial nets. *NIPS*, 29, 2016.
- [9] Xiangning Chen, Cho-Jui Hsieh, and Boqing Gong. When vision transformers outperform resnets without pre-training or strong data augmentations. In *ICLR*, 2022.
- [10] Zhiwei Chen, Changan Wang, Yabiao Wang, Guannan Jiang, Yunhang Shen, Ying Tai, Chengjie Wang, Wei Zhang, and Liujuan Cao. Lctr: On awakening the local continuity of transformer for weakly supervised object localization. In *AAAI*, volume 36, pages 410–418, 2022.
- [11] Jia Deng, Wei Dong, Richard Socher, Li-Jia Li, Kai Li, and Li Fei-Fei. Imagenet: A large-scale hierarchical image database. In *CVPR*, pages 248–255. Ieee, 2009.
- [12] Jon Donnelly, Alina Jade Barnett, and Chaofan Chen. Deformable protopnet: An interpretable image classifier using deformable prototypes. In *CVPR*, pages 10265–10275, 2022.
- [13] Alexey Dosovitskiy, Lucas Beyer, Alexander Kolesnikov, Dirk Weissenborn, Xiaohua Zhai, Thomas Unterthiner, Mostafa Dehghani, Matthias Minderer, Georg Heigold, Sylvain Gelly, Jakob Uszkoreit, and Neil Houlsby. An image is worth 16x16 words: Transformers for image recognition at scale. In *ICLR*, 2021.



- [14] Wei Gao, Fang Wan, Xingjia Pan, Zhiliang Peng, Qi Tian, Zhenjun Han, Bolei Zhou, and Qixiang Ye. Ts-cam: Token semantic coupled attention map for weakly supervised object localization. In *ICCV*, pages 2886–2895, 2021.
- [15] Saurav Gupta, Sourav Lakhota, Abhay Rawat, and Rahul Tallamraju. Vitol: Vision transformer for weakly supervised object localization. In *CVPR*, pages 4101–4110, 2022.
- [16] Kaiming He, Xiangyu Zhang, Shaoqing Ren, and Jian Sun. Deep residual learning for image recognition. In *CVPR*, pages 770–778, 2016.
- [17] Monish Keswani, Sriranjani Ramakrishnan, Nishant Reddy, and Vineeth N Balasubramanian. Proto2proto: Can you recognize the car, the way i do? In *CVPR*, pages 10233–10243, 2022.
- [18] Aditya Khosla, Nityananda Jayadevaprakash, Bangpeng Yao, and Li Fei-Fei. Novel dataset for fine-grained image categorization. In *CVPR Workshop*, Colorado Springs, CO, June 2011.
- [19] Sangwon Kim, Jaeyeal Nam, and Byoung Chul Ko. Vit-net: Interpretable vision transformers with neural tree decoder. In *ICML*, pages 11162–11172. PMLR, 2022.
- [20] Jonathan Krause, Michael Stark, Jia Deng, and Li Fei-Fei. 3d object representations for fine-grained categorization. In *ICCV Workshops*, pages 554–561, 2013.
- [21] Yann LeCun, Yoshua Bengio, and Geoffrey Hinton. Deep learning. *nature*, 521(7553):436–444, 2015.
- [22] Ze Liu, Yutong Lin, Yue Cao, Han Hu, Yixuan Wei, Zheng Zhang, Stephen Lin, and Baining Guo. Swin transformer: Hierarchical vision transformer using shifted windows. In *ICCV*, pages 10012–10022, 2021.
- [23] Ilya Loshchilov and Frank Hutter. Decoupled weight decay regularization. *arXiv preprint arXiv:1711.05101*, 2017.
- [24] Pieter Van Molle, Miguel De Strooper, Tim Verbelen, Bert Vankeirsbilck, Pieter Simoons, and Bart Dhoedt. Visualizing convolutional neural networks to improve decision support for skin lesion classification. In *Understanding and Interpreting Machine Learning in Medical Image Computing Applications*, pages 115–123. Springer, 2018.
- [25] Meike Nauta, Ron van Bree, and Christin Seifert. Neural prototype trees for interpretable fine-grained image recognition. In *CVPR*, pages 14933–14943, 2021.
- [26] Bowen Pan, Rameswar Panda, Yifan Jiang, Zhangyang Wang, Rogerio Feris, and Aude Oliva. Ia-red<sup>2</sup>: Interpretability-aware redundancy reduction for vision transformers. *NIPS*, 34:24898–24911, 2021.
- [27] Maithra Raghu, Thomas Unterthiner, Simon Kornblith, Chiyuan Zhang, and Alexey Dosovitskiy. Do vision transformers see like convolutional neural networks? *NIPS*, 34:12116–12128, 2021.
- [28] Mattia Rigotti, Christoph Mikovic, Ioana Giurgiu, Thomas Gschwind, and Paolo Scotton. Attention-based interpretability with concept transformers. In *ICLR*, 2021.
- [29] Ramprasaath R Selvaraju, Michael Cogswell, Abhishek Das, Ramakrishna Vedantam, Devi Parikh, and Dhruv Batra. Grad-cam: Visual explanations from deep networks via gradient-based localization. In *ICCV*, pages 618–626, 2017.
- [30] Sofia Serrano and Noah A Smith. Is attention interpretable? *arXiv preprint arXiv:1906.03731*, 2019.
- [31] Gurmail Singh and Kin-Choong Yow. These do not look like those: An interpretable deep learning model for image recognition. *IEEE Access*, 9:41482–41493, 2021.
- [32] Sahil Singla, Eric Wallace, Shi Feng, and Soheil Feizi. Understanding impacts of high-order loss approximations and features in deep learning interpretation. In *ICML*, pages 5848–5856. PMLR, 2019.
- [33] Daniel Smilkov, Nikhil Thorat, Been Kim, Fernanda Viégas, and Martin Wattenberg. Smoothgrad: removing noise by adding noise. *arXiv preprint arXiv:1706.03825*, 2017.
- [34] Anant Subramanian, Danish Pruthi, Harsh Jhamtani, Taylor Berg-Kirkpatrick, and Eduard Hovy. Spine: Sparse interpretable neural embeddings. In *AAAI*, volume 32, 2018.
- [35] Hugo Touvron, Matthieu Cord, Matthijs Douze, Francisco Massa, Alexandre Sablayrolles, and Hervé Jégou. Training data-efficient image transformers & distillation through attention. In *ICML*, pages 10347–10357. PMLR, 2021.
- [36] Hugo Touvron, Matthieu Cord, Alexandre Sablayrolles, Gabriel Synnaeve, and Hervé Jégou. Going deeper with image transformers. In *ICCV*, pages 32–42, 2021.
- [37] Ashish Vaswani, Noam Shazeer, Niki Parmar, Jakob Uszkoreit, Llion Jones, Aidan N Gomez, Łukasz Kaiser, and Illia Polosukhin. Attention is all you need. *NIPS*, 30, 2017.
- [38] Jiaqi Wang, Huafeng Liu, Xinyue Wang, and Liping Jing. Interpretable image recognition by constructing transparent embedding space. In *ICCV*, pages 895–904, 2021.
- [39] Peter Welinder, Steve Branson, Takeshi Mita, Catherine Wah, Florian Schroff, Serge Belongie, and Pietro Perona. Caltech-ucsd birds 200. Technical Report CNS-TR-201, Caltech, 2010.
- [40] Seungil You, David Ding, Kevin Canini, Jan Pfeifer, and Maya Gupta. Deep lattice networks and partial monotonic functions. *NIPS*, 30, 2017.
- [41] Tingyi Yuan, Xuhong Li, Haoyi Xiong, Hui Cao, and Dejing Dou. Explaining information flow inside vision transformers using markov chain. In *eXplainable AI approaches for debugging and diagnosis.*, 2021.
- [42] John R Zech, Marcus A Badgeley, Manway Liu, Anthony B Costa, Joseph J Titano, and Eric Karl Oermann. Variable generalization performance of a deep learning model to detect pneumonia in chest radiographs: a cross-sectional study. *PLoS medicine*, 15(11):e1002683, 2018.
- [43] Quanshi Zhang, Ying Nian Wu, and Song-Chun Zhu. Interpretable convolutional neural networks. In *CVPR*, pages 8827–8836, 2018.
- [44] Quanshi Zhang, Ying Nian Wu, and Song-Chun Zhu. Interpretable convolutional neural networks. In *CVPR*, pages 8827–8836, 2018.
- [45] Quanshi Zhang, Yu Yang, Haotian Ma, and Ying Nian Wu. Interpreting cnns via decision trees. In *CVPR*, pages 6261–6270, 2019.