

Antecedent Predictions Are More Important Than You Think: An Effective Method for Tree-Based Code Generation

Yihong Dong¹, Ge Li¹, Zhi Jin¹,

¹Key Laboratory of High Confidence Software Technologies (Peking University),
Ministry of Education; Institute of Software, EECS, Peking University, Beijing, China
dongyh@stu.pku.edu.cn {lige, zhijin}@pku.edu.cn

Abstract—Code generation focuses on the automatic conversion of natural language (NL) utterances into code snippets. The sequence-to-tree (Seq2Tree) approaches are proposed for code generation, with the guarantee of the grammatical correctness of the generated code, which generate the subsequent Abstract Syntax Tree (AST) node relying on antecedent predictions of AST nodes. Existing Seq2Tree methods tend to treat both antecedent predictions and subsequent predictions equally. However, under the AST constraints, it is difficult for Seq2Tree models to produce the correct subsequent prediction based on incorrect antecedent predictions. Thus, antecedent predictions ought to receive more attention than subsequent predictions. To this end, in this paper, we propose an effective method, named Antecedent Prioritized (AP) Loss, that helps the model attach importance to antecedent predictions by exploiting the position information of the generated AST nodes. We design an AST-to-Vector (AST2Vec) method, that maps AST node positions to two-dimensional vectors, to model the position information of AST nodes. To evaluate the effectiveness of our proposed loss, we implement and train an Antecedent Prioritized Tree-based code generation model called APT. With better antecedent predictions and accompanying subsequent predictions, APT significantly improves the performance. We conduct extensive experiments on four benchmark datasets, and the experimental results demonstrate the superiority and generality of our proposed method.

Index Terms—Code Generation, Abstract Syntax Tree, Seq2Tree, Semantic Parsing

I. INTRODUCTION

Code generation is an essential text generation task in the community of natural language processing (NLP) and software engineering, which deals with automatically generating a piece of executable code from NL utterances. In recent years, a series of Seq2Tree models have made remarkable achievements for code generation [1]–[12]. Specifically, given an NL utterance input, instead of outputting a sequence of code tokens directly, the Seq2Tree model outputs a sequence of AST actions in a traversal method based on the abstract syntax description language (ASDL) grammar, which correspond to the nodes in AST, and converts them into code via certain deterministic functions eventually. Depending on the AST structure and ASDL grammar, the Seq2Tree model ensures the grammatical correctness of the generated code. Furthermore, the AST

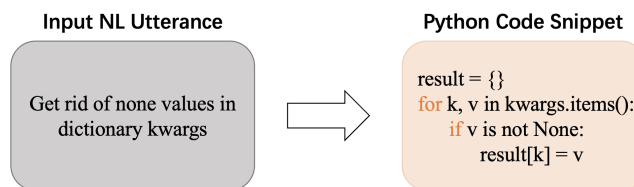


Fig. 1. An example of an input NL utterance and the corresponding python code snippet.

structure and ASDL grammar also help the Seq2Tree model shrink the search space, i.e., the antecedent predictions will constrain the subsequent predictions, to generate well-formed codes.

Despite the success of the above models, they still neglect that the antecedent predictions play an essential role in Tree-based code generation. The AST corresponding to the code is a structure of progressive derivation from the root node to the leaf nodes, and the child nodes are derivations of the parent nodes. Under the constraints of the AST structure and ASDL grammar, parent nodes are able to determine the type, order, and even number of child nodes with ease. When the output node sequence of the Seq2Tree model is based on the pre-order traversal of the AST¹, the parent node is always ahead of the child node. Consequently, when the antecedent parent node is wrongly generated, the Seq2Tree model can barely predict the subsequent child nodes correctly, which dramatically impacts the effectiveness of the Seq2Tree model.

In this paper, we propose a novel loss function, namely AP Loss, that helps the model prioritize antecedent predictions during training, so that generating more accurate antecedent predictions and accompanying subsequent predictions during inference. Intrinsicly, AP Loss is a dynamically scaled cross entropy loss containing a scaling factor and a magnitude factor. The scaling factor is related to the position of the traversal order of AST nodes, and the magnitude factor

¹Note that the breadth-first traversal has the same conclusion, and we use the pre-order traversal as examples in this paper.

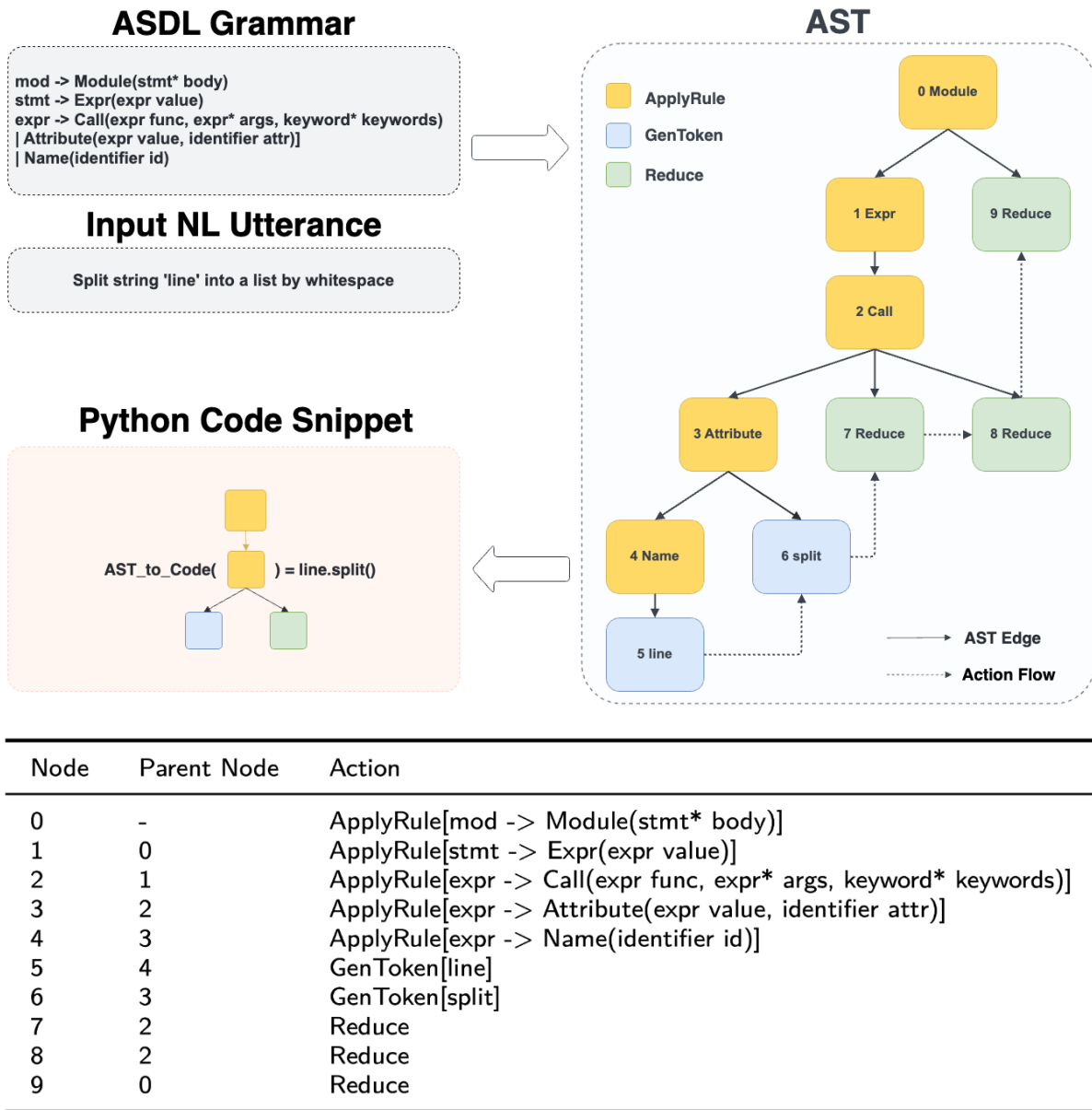


Fig. 2. The procedure of code generation by the Seq2Tree model. The order of nodes is based on the pre-order traversal of the AST.

controls the magnitude of the total loss function. Intuitively, AP Loss automatically reduces the contribution of the susceptible subsequent predictions and focuses on the more important antecedent predictions during training. Therefore, we propose an AST2Vec method that models the AST nodes with vectors to distinguish between antecedent nodes and subsequent nodes in the AST. To demonstrate the effectiveness of AP Loss, we implement a Seq2Tree model termed APT. We also conduct extensive experiments on several benchmark datasets to verify our proposed method. Experimental results show that APT outperforms the state-of-the-art Seq2Tree methods without pre-training, including ML-TRANX [10], TRANX-RL [11], and ASSED [12], on four benchmark datasets. Furthermore, we note that AP Loss is suitable for not only different traversal

methods but also different forms of f in (5), and achieves significant improvement on Seq2Tree models, which indicates its generality.

The main contribution of this paper can be summarized as follows:

- We propose that the antecedent predictions are more critical than the subsequent predictions in the Tree-based code generation method.
- We propose AP Loss, an effective method for Seq2Tree models, which assists the model in concentrating on antecedent predictions by leveraging the position information of generated AST nodes. With the help of AP Loss, APT achieves significant improvements.
- We propose an AST2Vec method representing AST node

positions with two-dimensional vectors, which have the ability to reconstruct the corresponding AST.

- APT outperforms the state-of-the-art Seq2Tree methods without pre-training on four benchmark datasets. Extensive experimental results demonstrate the effectiveness and generality of our proposed method.

II. MOTIVATION

It is well known that code is specialized text with strict syntactic rules and specific structural patterns. A number of statements in the code can effectively influence the structure of subsequent code, such as *for*, *while*, and *if*. Fig. 1 demonstrates an example for code generation. As shown in the right part of Fig. 1, the beginning tokens marked in orange lead the structure of the following code sentences respectively, which indicates the importance of the antecedent token in the corresponding code sentence.

The antecedent node ² is dominant, when the code is converted into the corresponding AST. Fig. 2 shows the procedure of converting an input NL utterance into the corresponding python code snippet by the Seq2Tree model. As shown in Fig. 2, the AST nodes have some of the following properties with the constraints of the ASDL grammar:

- 1) The parent node can determine the left side of the production rule of the child node, e.g., since the right side of the production rule of node 0 is $Module(stmt^* body)$, the left side of the production rule of node 1 should be $stmt$.
- 2) The parent node is able to control the number and order of the child node. For instance, the right side of the production rule of node 3 is $Attribute(expr value, identifier attr)$, therefore node 3 has two child nodes, the first is $expr$ and the second is $identifier$.
- 3) The parent node allows for a decision of the type of the child node. For example, because the right side of the production rule of node 4 is $Name(identifier id)$, the type of node 5 has to be the id of the identifier. Similarly, the type of node 6 has to be the attribute of the identifier.

For practical training, the Seq2Tree model generates the next prediction based on the right label at each training step. It leads to a nonnegligible inconsistency between the training and inference stage, i.e., the right label during training is inconsistent with the real previous prediction during inference. The reason is that the correct label is agnostic during inference, and it is incredibly challenging to generate an accurate subsequent prediction based on incorrect antecedent predictions under the AST structure and ASDL grammar constraints. Thus, the cost of producing wrong predictions is quite expensive during inference. To this end, in this paper, we propose an effective method to alleviate the negative effect of training inconsistency for Tree-based code generation methods.

²An antecedent node of a node is either the parent of the node or the parent of some ancestor of the node.

III. METHODOLOGY

In this section, we first propose a method of representing AST node positions as vectors, called AST2Vec. Then, we describe the principle and architecture of our base model. Finally, we introduce AP Loss in detail.

A. AST2Vec

The sequence with pre-order traversal cannot represent the position information of AST nodes in the tree well. Therefore, we consider adopting two-dimensional vectors to represent the position information of AST nodes. These vectors need to have the ability to reconstruct the AST, which has to comply with the following rules:

- The vector corresponding to each AST node should be unique;
- The capability to determine a unique parent node for any child node based on vectors.

Therefore, we design an AST2Vec method that conforms to these two rules. Specifically, we perform a pre-order traversal for an AST starting from the root node, and the vertical coordinate of the child node is that of its parent node + 1. If the parent node of the current node is traversed for the first time, and its horizontal coordinate is the horizontal coordinate of its parent node. If the parent node of the current node is traversed for the second and more times, its horizontal coordinate is the maximum of the horizontal coordinates of all traversed nodes + 1.

Representing ASTs with vectors based on AST2Vec has two advantages:

- 1) We can reconstruct the AST according to the corresponding vectors. Since the following-sibling nodes are generated with the maximum of the horizontal coordinates of all preceding nodes + 1 and the child nodes of the following-sibling nodes have greater vertical coordinates, all vectors are unique and do not overlap. In addition, the parent node of the current node should be the node whose vertical coordinate is the vertical coordinate of current node -1 and horizontal coordinate is the first one less than or equal to the horizontal coordinate of the current node. As shown in Fig. 3, the parent node of node 9 and 10 has to be node 8 instead of node 7 or node 3.
- 2) The subtraction of vectors satisfies the Triangle Law ³, which can reflect the relationship between AST nodes. Concretely, the vector from one node to another can be represented by the difference between the vectors of these two nodes. For example, in Fig. 3, the vector of node 8 is (3,3) and that of node 9 is (4,3), consequently the vector from node 8 to node 9 is $(4,3) - (3,3) = (1,0)$.

We provide the pseudocode for AST2Vec method in Algorithm 1.

³To find the difference of two vectors $b_1 - b_2$ that are coinitial, just draw a vector from the tail of b_2 to the tail of b_1

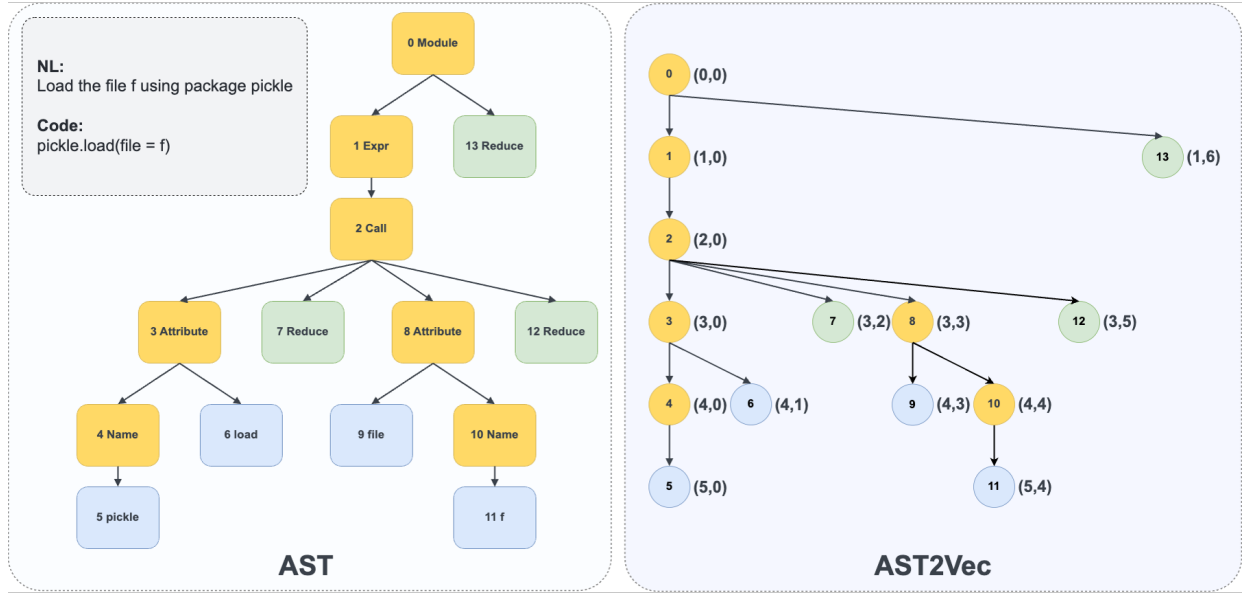


Fig. 3. Example of AST2Vec.

Algorithm 1 AST2Vec

Require: The AST \mathcal{T} or the pre-order traversal action sequence of the AST \mathbf{a} .

Ensure: The vectors \mathbf{v} .

```

1: Initial the vectors  $\mathbf{v}$ , the record set  $R = \emptyset$ , and the
   maximum  $maxn = 0$ .
2: if  $\mathbf{a}$  is not exist then
3:    $\mathbf{a} \leftarrow$  the pre-order traversal of  $\mathcal{T}$ .
4: end if
5: for  $a_t$  in  $\mathbf{a}$  do
6:   if  $a_t$  is root node then
7:      $v_t = (0, 0)$ .
8:     continue.
9:   end if
10:   $a_p \leftarrow$  the parent node of  $a_t$ .
11:  if  $a_p \notin R$  then
12:     $v_t = (v_p.d_1 + 1, v_p.d_2)$ .
13:    add  $a_p$  to  $R$ .
14:  else
15:     $maxn = maxn + 1$ .
16:     $v_t = (v_p.d_1 + 1, maxn)$ .
17:  end if
18: end for
19: return  $\mathbf{v}$ 

```

B. Base Model

Our proposed AP Loss is suitable for any Seq2Tree model. Here we adopt TRANX [6] as our base model, which has been widely employed in code generation, because of its extensive applications and competitive performance. A number of Seq2Tree methods are based on and improve upon it, including ML-TRANX [10], TRANX-RL [11], ASED [12],

etc.

In Fig. 2, TRANX first outputs a sequence of actions to construct the AST in pre-order traversal based on the ASDL grammar and the input NL utterance. Then a given function $AST_to_Code(*)$ is called to map the generated intermediate AST into the code. Concretely, three types of ASDL grammar-based actions are available in TRANX:

APPLYRULE $[c]$ actions apply a constructor c to the composite field of a node with the same type as c , generating the child node using the fields in c .

REDUCE actions complete the generation of the child node for a field which has optional(?) or multiple(*) cardinalities.

GENTOKEN $[v]$ actions expand the field of a node to generate a token v .

TRANX uses an attentional encoder-decoder framework with augmented recurrent connections to interpret the topology of the AST, where the encoder of TRANX is a Bidirectional Long Short-term Memory (BiLSTM) network, and the decoder of TRANX is an LSTM network. Given an input NL utterance \mathbf{x} of n tokens, i.e., $\{x_i\}_{i=1}^n$, the BiLSTM encoder learns vectorial representations $\{\mathbf{z}\}_{i=1}^n$. Then, at each step t , the LSTM decoder generate hidden state \mathbf{s}_t as:

$$\mathbf{s}_t = f_{LSTM}([\mathbf{e}_{t-1} : \tilde{\mathbf{s}}_{t-1} : \mathbf{p}_t], \mathbf{s}_{t-1}), \quad (1)$$

where f_{LSTM} is the LSTM decoder transition function, $[\cdot]$ denotes the concatenation of vectors, \mathbf{e}_{t-1} and \mathbf{p}_t denote the embedding of previous action and parent action, respectively. We define the attentional vector $\tilde{\mathbf{s}}_t$ as:

$$\tilde{\mathbf{s}}_t = \tanh(\mathbf{W}_c[\mathbf{c}_t : \mathbf{s}_t]), \quad (2)$$

where \tanh is the hyperbolic tangent function, \mathbf{W}_c is a parameter matrix, \mathbf{c}_t denotes the context vector weighted by encoding representations $\{\mathbf{z}\}_{i=1}^n$ using attention.

Finally, the probability of an APPLYRULE[c] action with embedding \mathbf{e}_c at each step t is:

$$p(a_t = \text{APPLYRULE}[c] \mid a_{<t}, \mathbf{x}) = \text{softmax}(\mathbf{e}_c^T \mathbf{W}\tilde{\mathbf{s}}_t), \quad (3)$$

where softmax is the softmax function, \mathbf{e}_c^T denotes the transpose of embedding \mathbf{e}_c , \mathbf{W} is another parameter matrix. Note that REDUCE is considered as a special APPLYRULE action. For the GENTOKEN action, its probability is defined as:

$$\begin{aligned} p(a_t = \text{GENTOKEN}[v] \mid a_{<t}, \mathbf{x}) \\ = p(\text{gen} \mid a_t, \mathbf{x})p(v \mid \text{gen}, a_t, \mathbf{x}) \\ + p(\text{copy} \mid a_t, \mathbf{x})p(v \mid \text{copy}, a_t, \mathbf{x}), \end{aligned}$$

where

$$\begin{aligned} p(\text{gen} \mid a_t, \mathbf{x}) &= \text{softmax}(\mathbf{W}\tilde{\mathbf{s}}_t), \\ p(\text{copy} \mid a_t, \mathbf{x}) &= 1 - p(\text{gen} \mid a_t, \mathbf{x}), \\ p(v \mid \text{gen}, a_t, \mathbf{x}) &= \text{softmax}(\mathbf{e}_v^T \mathbf{W}\tilde{\mathbf{s}}_t), \\ p(x_i \mid \text{copy}, a_t, \mathbf{x}) &= \text{softmax}(\mathbf{z}_i^T \mathbf{W}\tilde{\mathbf{s}}_t). \end{aligned}$$

Similar to other Seq2Tree models, given a corpus (\mathbf{x}, \mathbf{a}) , TRANX is trained to minimize the cross entropy loss:

$$\mathcal{L}_{\text{ce}}(\mathbf{x}, \mathbf{a}; \theta) = - \sum_{t=1}^T \log p(a_t \mid a_{<t}, \mathbf{x}; \theta), \quad (4)$$

where T is the total number of actions and θ denotes parameters of the model.

C. Antecedent Prioritized Loss

We extend the standard cross entropy loss (4) to AP Loss by exploiting the position information of the AST traversal order. Specifically, a scaling factor $f(\mathbf{a}, t)^{-\gamma}$ is added with respect to the AST action sequence and the action index t , and the AP Loss is defined as:

$$\mathcal{L}_{\text{ap}}(\mathbf{x}, \mathbf{a}; \theta) = - \sum_{t=1}^T f(\mathbf{a}, t)^{-\gamma} \log p(a_t \mid a_{<t}, \mathbf{x}; \theta), \quad (5)$$

$$f(\mathbf{a}, t) = \text{Norm}(\text{AST2Vec}(\mathbf{a})_t) \quad (6)$$

where the tunable hyperparameter $\gamma \geq 0$, AST2Vec indicates the function that uses Algorithm 1, and $\text{Norm}(\text{AST2Vec}(\mathbf{a})_t)$ indicates the norm of the vector $\text{AST2Vec}(\mathbf{a})_t$. The scaling factor $f(\mathbf{a}, t)^{-\gamma}$ decreases as $f(\mathbf{a}, t)$ increases, which helps the model down-weight the action with large $f(\mathbf{a}, t)$ and thus focus training on the action with small $f(\mathbf{a}, t)$, i.e., the antecedent action. The reason is that the vector norm of the parent node is always smaller than that of the child node, when the AST is mapped to the corresponding vectors based on AST2Vec, as shown in Fig. 3.

The scaling factor is visualized for several values of $\gamma \in [0, 2]$ in Fig. 4. When $\gamma = 0$, \mathcal{L}_{ap} is equivalent to \mathcal{L}_{ce} . Intuitively, we would prefer not to choose $\gamma > 1$, because the scaling factor $f(\mathbf{a}, t)^{-\gamma}$ varies dramatically under this circumstance. For example, with $\gamma = 2$, an action with index 10 would have $100\times$ lower loss compared with \mathcal{L}_{ce} . This

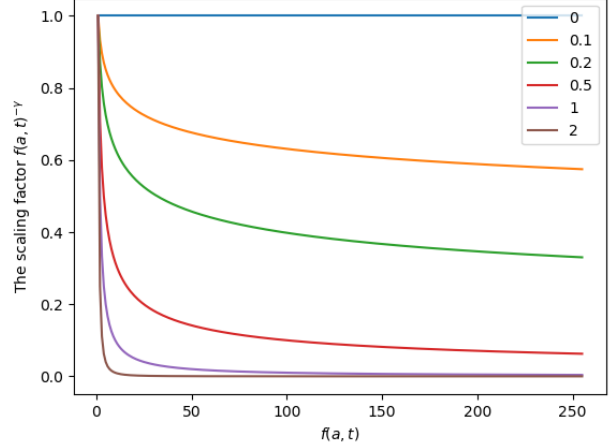


Fig. 4. The effect of varying γ on the scaling factor $f(\mathbf{a}, t)^{-\gamma}$.

may cause the model to abandon the training of subsequent predictions completely, which is undesirable. A desired scaling factor has to balance the loss of both antecedent predictions and subsequent predictions, consequently we recommend picking γ from 0.1 to 0.5. Note that the difference between \mathcal{L}_{ap} and \mathcal{L}_{ce} is only the scaling factor $f(\mathbf{a}, t)^{-\gamma}$, so it is quite easy to implement AP Loss in code.

In practice, we insert an α -adjusted magnitude factor in AP Loss:

$$\mathcal{L}_{\text{ap}}(\mathbf{x}, \mathbf{a}; \theta) = -\alpha \sum_{t=1}^T t^{-\gamma} \log p(a_t \mid a_{<t}, \mathbf{x}; \theta). \quad (7)$$

We adopt the above form in our experiments because it yields improvements over the non- α -adjusted form (5). Generally, α can be chosen from the positive constants.

```
def AP_Loss(actions_prob, actions,  $\alpha$ ,  $\gamma$ ):
    weight = [ $\alpha f(\text{actions}, t)^{-\gamma}$  for  $t$  in range(1, actions_prob.size()+1)]
    return - weight * actions_prob.log()
```

Fig. 5. Pseudocode for AP Loss.

IV. EXPERIMENT SETUP

A. Datasets

We conduct experiments on four benchmark datasets as follows:

GEO [13] consists of 880 US geographical NL utterances and their corresponding code defined in lambda logical forms.

ATIS [14] is a collection of 5,410 paired flight data, which contains the NL description of flight information and their corresponding lambda calculus code like GEO.

TABLE I
THE PERFORMANCE OF APT COMPARED WITH VARIOUS BASELINES WITHOUT PRE-TRAINING, WHERE TRANX (OUR) DENOTES THE TRANX REIMPLEMENTED BY US.

Model	GEO	ATIS	DJANGO	CONALA	
	ACC.	ACC.	ACC.	BLEU	ACC.
SEQ2TREE [1]	86.1	84.6	-	-	-
ASN [3]	87.1	85.9	-	-	-
COARSE2FINE [2]	88.2	87.7	74.1	-	-
TREEGEN [9]	89.6	89.1	-	-	-
TRANX [6]	88.8 ± 1.0	87.6 ± 0.1	77.3 ± 0.4	24.35 ± 0.4	2.5 ± 0.7
ML-TRANX [10]	89.2 ± 0.6	89.3 ± 0.3	79.6 ± 0.3	24.42 ± 0.8	2.2 ± 0.4
TRANX-RL [11]	89.5 ± 1.2	89.1 ± 0.5	77.9 ± 0.5	25.47 ± 0.7	2.6 ± 0.4
ASED [12]	89.8 ± 1.1	88.9 ± 0.7	79.2 ± 0.5	25.56 ± 0.6	2.8 ± 0.7
TRANX (our)	88.8 ± 0.6	87.6 ± 0.4	77.2 ± 0.4	25.13 ± 0.8	2.2 ± 0.6
APT	90.4 ± 0.8	89.8 ± 0.7	79.6 ± 0.5	28.02 ± 0.7	2.9 ± 0.7

DJANGO [15] is a popular code generation dataset consisting of NL-annotated python2 code extracted from the Django Web framework.

CONALA [16] contains 2,879 real-world data of manually annotated NL questions and their Python3 solutions on STACK OVERFLOW, which is more difficult because of its complex and extensive code composition.

The detailed statistics of the four datasets are shown in Table II.

TABLE II
STATISTICS OF EACH DATASET.

Dataset	Examples Num			Avg Length		
	Train	Dev	Test	NL	Code	AST
GEO	600 (480)	- (120)	280	7.4	19.1	19.3
ATIS	4,473	491	448	10.5	28.1	31.5
DJANGO	16000	1000	1805	14.1	10.6	14.4
CONALA	2,175	200	500	10.2	15.1	23.2

B. Baselines

To exhibit the effectiveness of our proposed method, we compare APT with several competitive Seq2Tree and sketch methods without pre-training as follows:

SEQ2TREE [1] uses a general attention-enhanced encoder-decoder model to generate logical forms by conditioning output trees.

ASN [3] outputs the AST constructed by a decoder whose modular structure is dynamically determined, parallel to the structure of the output tree.

COARSE2FINE [2] first generates a rough meaning sketch abstracted from low-level information, and then fills in missing detail.

TREEGEN [9] uses the Transformers instead of LSTM to alleviate the long-dependency problem and the AST reader to incorporate both grammar rules and AST structures.

TRANX [6] is our base model which has detailed descriptions in Section III-B. TRANX and TRANX' are the versions of the pre-order and breadth-first traversals of TRANX, respectively.

ML-TRANX [10] adopts a mutual learning framework to train models for different traversals based decodings jointly.

TRANX-RL [11] uses a context-based branch selector to dynamically determine optimal branch expansion orders for multi-branch nodes.

ASED [12] generates the current prediction with both the history and future information using an AST structure enhanced decoder.

C. Metrics

To evaluate the effectiveness of different methods, we use two widely-used evaluation metrics: the exact matching accuracy (ACC.) for all datasets and the corpus-level BLEU-4 for CONALA as a complement.

D. Settings

We train our model for a maximum epoch of 80 with Adam [17] optimizer on a single GPU of Tesla V100-SXM2-32G. To ensure fair comparisons, we adopt the same experimental setup as TRANX [6]. To be specific, we set the sizes of word embedding, action embedding, and hidden states as 128, 128, and 256, respectively. The beam size is set to 5 for GEO and ATIS, while 15 for DJANGO and CONALA. For additional hyperparameter γ and α , we pick $\gamma \in [0.1, 0.5]$ using validation set and set $\alpha = 2$ for all datasets. To mitigate the instability of the model training, we exhibit the average performance of the model running five times.

V. EXPERIMENTAL RESULTS

In this section, we conduct experiments to answer the following research questions:

- RQ1: How does the proposed APT perform compared to various competitive and the state-of-the-art Seq2Tree and sketch methods without pre-training?
- RQ2: How does the performance of different traversal methods of the base model based on AP Loss?
- RQ3: How does the performance of the base model based on AP Loss with different forms?
- RQ4: How does the performance of different Seq2Tree methods based on AP Loss?

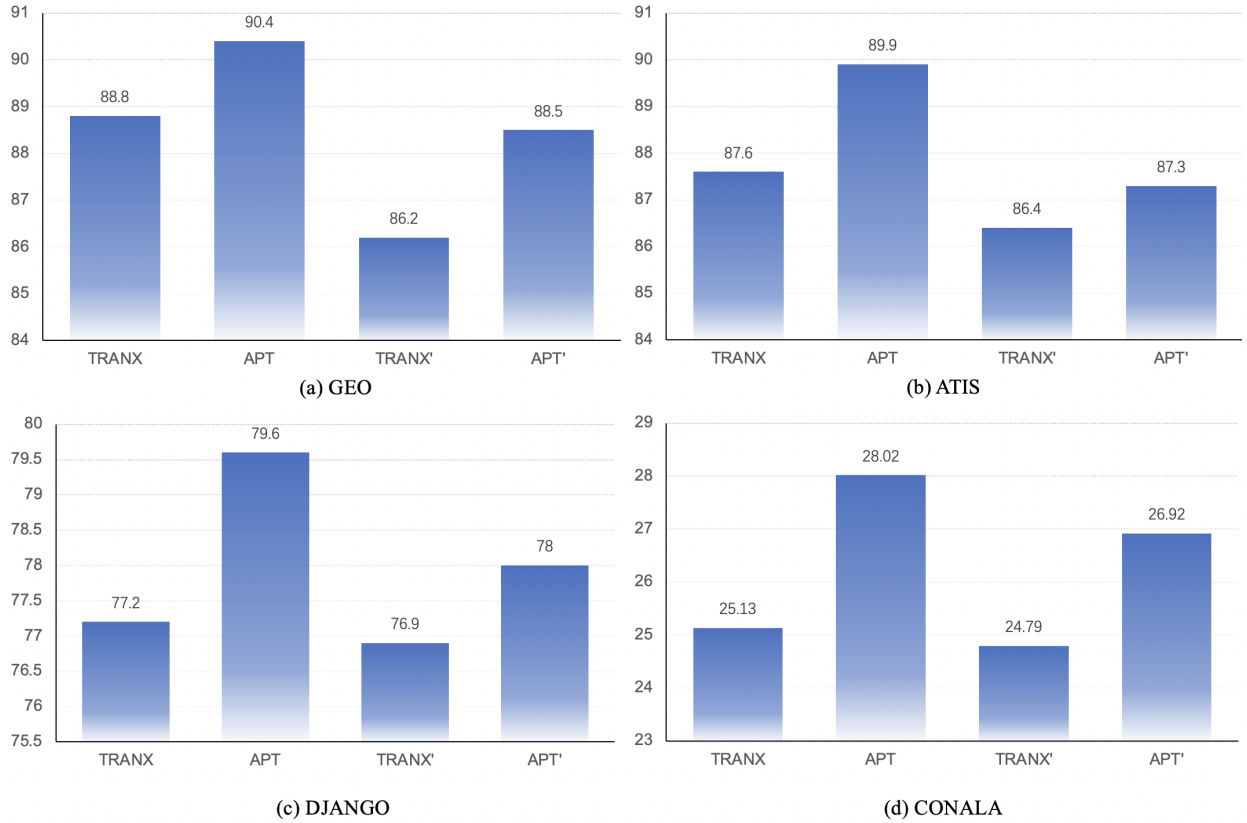


Fig. 6. The performance of AP Loss based on the pre-order and breadth-first traversals of TRANX, i.e., APT and APT'. (BLEU for CONALA and ACC. for other datasets)

- RQ5: How does schedule sampling compare to AP loss in dealing with problems that help models focus on antecedent prediction?
- RQ6: How does the critical hyperparameter γ in (5) affect APT?
- RQ7: How does APT generate codes with the help of AP Loss?

A. RQ1: APT vs Various Baselines

Table I lists the comparison of APT and various baselines without pre-training on four benchmark datasets. We can find that the performance of our reimplemented TRANX is comparable to the original paper [6]. With the help of AP Loss, APT outperforms all baselines and achieves significant improvements compared with our base modal TRANX across all datasets, which validates the superiority of AP Loss. It also indicates that letting the Seq2Tree model concentrate on the predictions of the antecedent AST nodes during training helps code generation in inference.

B. RQ2: Pre-order Traversal vs Breadth-first Traversal

As shown in Fig. 6, the performance of APT' is inferior to that of APT on all datasets, due to the difference in the respective traversal method of the base model. A possible reason is that the breadth-first traversal has some drawbacks. For example, back to Fig. 2, the attribute of the variable is

output before the variable in breadth-first traversal, which increases the difficulty of prediction. Moreover, in Fig. 2, the breadth-first traversal, compared to the pre-order traversal, prioritizes the output of the Reduce actions and delays the production of GenToken actions, which is actually evaluated by metrics such as BLEU and Accuracy. The code token belongs to the leaf node of the AST and is generated last in the breadth-first traversal, which dramatically affects the effect. Therefore, we need to trade off both antecedent nodes and leaf nodes in the generation. Nevertheless, both the pre-order and breadth-first traversals of TRANX are significantly improved using AP Loss. It implies AP Loss can be applied to other reasonable traversal orders.

C. RQ3: AP Loss vs AP Loss (Simple)

Note that $f(\mathbf{a}, t)$ in (5) can be any reasonable function reflecting the effect of the antecedent prediction. For example, $f(\mathbf{a}, t) = t^4$. We show the performance of the base model based on AP Loss with different forms for training in Fig. 7. Interestingly, using only $f(\mathbf{a}, t) = t$, i.e. AP Loss (Simple), still achieves a remarkable improvement compared to CE Loss on all datasets. This illustrates the importance of helping the model attach importance to antecedent predictions. We also find that the effect of using AP loss is significantly better than

⁴In pre-order traversal of the AST node, the parent node precedes the child node.

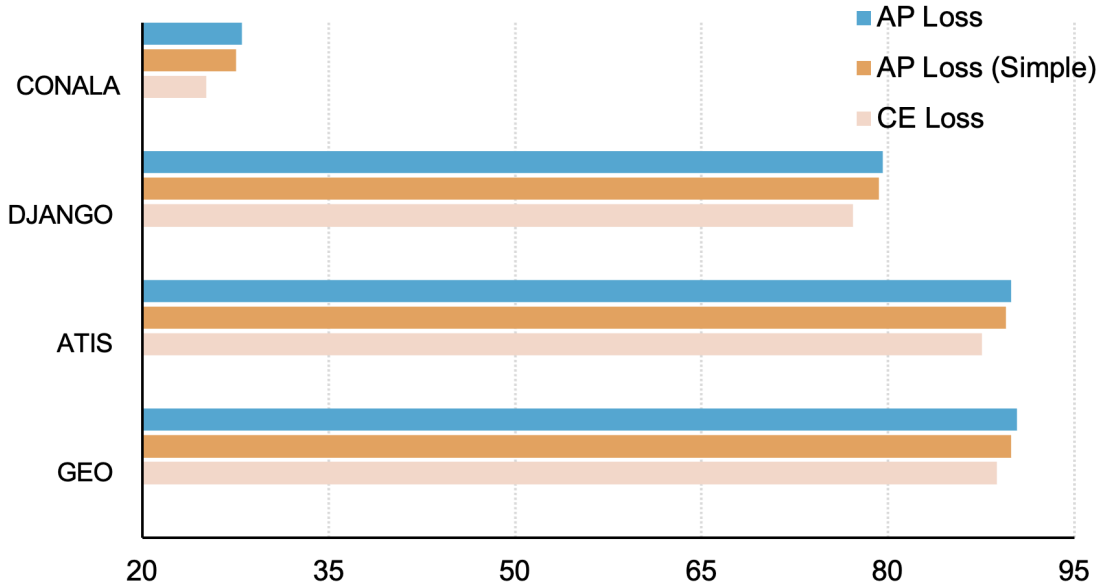


Fig. 7. The performance of the base model based on AP Loss with different forms, where AP Loss (Simple) indicates $f(\mathbf{a}, t) = t$ in (5). (BLEU for CONALA and ACC. for other datasets)

TABLE III
ACCURACY OF THE DIFFERENT PERCENT OF AST NODE SEQUENCES AND CODE TOKEN SEQUENCES ON CONALA.

Model	5%		10%		20%		50%	
	AST	code	AST	code	AST	code	AST	code
TRANX	45.2	17.4	26.4	8.6	11.8	4.2	5.8	2.6
+ AP Loss	49.0	23.0	30.6	14.6	14.8	7.0	9.2	4.8
ML-TRANX [10]	46.8	18.2	27.6	9.6	12.4	3.8	5.6	2.4
+ AP Loss	49.8	22.8	30.8	14.0	14.6	6.6	8.8	4.4
TRANX-RL [11]	47.0	20.0	28.2	11.0	13.4	4.6	5.4	3.0
+ AP Loss	48.8	22.6	30.2	13.6	14.8	6.6	8.8	4.6
ASED [12]	47.8	17.2	28.6	9.2	13.2	4.8	5.8	3.2
+ AP Loss	49.8	22.8	29.8	13.8	15.4	6.8	8.6	4.8

using AP Loss (Simple). This is because the position of the node in the pre-order traversal of the AST only reflects its importance partially. The weight of sibling nodes in AP Loss (Simple) can vary widely, while that of sibling nodes in AP Loss is much smaller.

D. RQ4: AP Loss with different Seq2Tree methods

In table IV, we apply AP Loss to the Seq2Tree models and compare their performance on CONALA. The experimental results demonstrate that all these Seq2Tree models achieve significant improvements using AP Loss.

In table III, we test the model accuracy of antecedent AST node and code token sequence predictions on CONALA. The experimental results demonstrate that Seq2Tree methods achieve higher accuracy on the first 5%, 10%, 20%, and 50% of AST node sequences and code token sequences using AP Loss. It indicates that the Seq2Tree method can obtain better antecedent predictions with the help of AP Loss.

TABLE IV
COMPARISONS OF SEQ2TREE MODELS AND THEIR USE OF AP LOSS ON CONALA.

Model	BLEU	ACC.
TRANX	25.13 ± 0.8	2.2 ± 0.6
+ AP Loss	28.02 ± 0.7	2.9 ± 0.7
ML-TRANX [10]	24.42 ± 0.8	2.2 ± 0.4
+ AP Loss	27.96 ± 0.7	2.6 ± 0.5
TRANX-RL [11]	25.47 ± 0.7	2.6 ± 0.4
+ AP Loss	27.88 ± 0.6	2.7 ± 0.5
ASED [12]	25.56 ± 0.6	2.8 ± 0.7
+ AP Loss	27.91 ± 0.7	2.9 ± 0.9

E. RQ5: AP Loss vs Schedule Sampling

Schedule sampling is a traditional approach to alleviate the problem of inconsistent training and inference. In table V, we compare AP Loss with schedule sampling based on TRANX. We can find that schedule sampling indeed leads to better

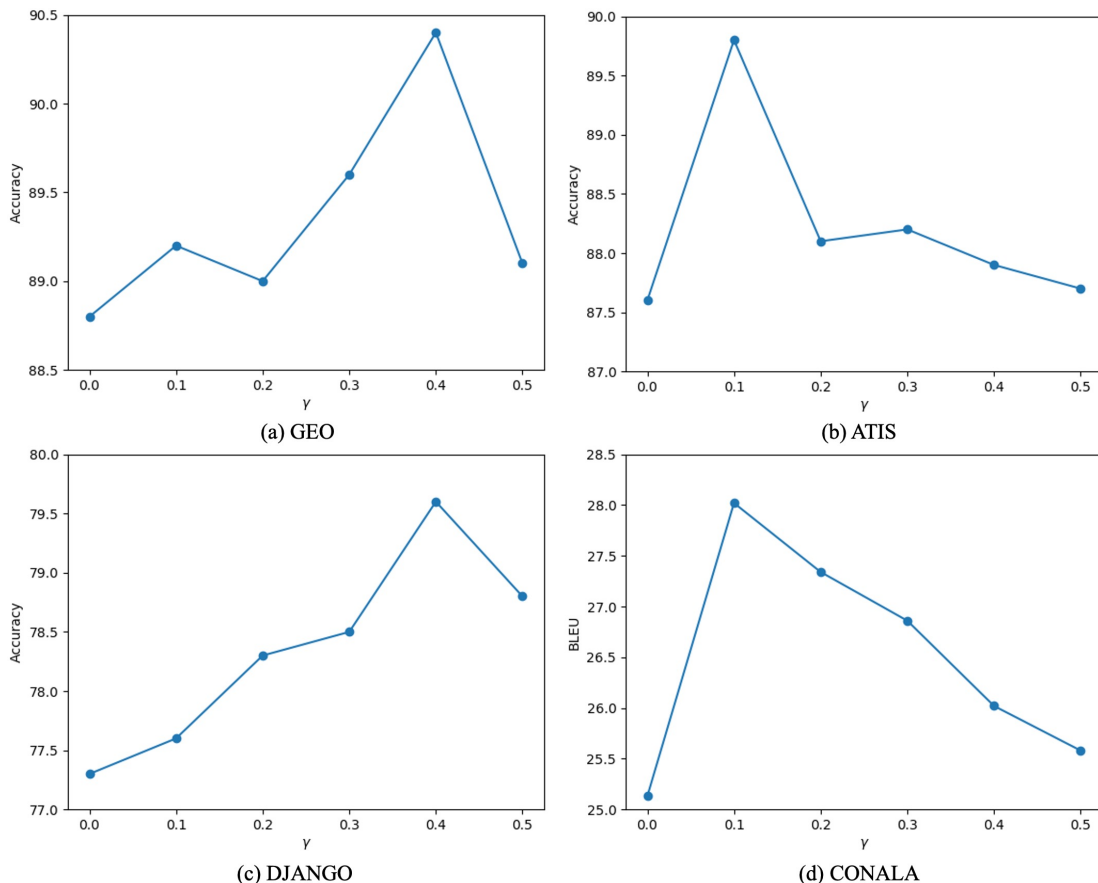


Fig. 8. Performance of varying γ in (5) on four benchmark datasets .

results on the training set in the inference phase, for both BLEU and ACC. However, schedule sampling does not help the model concentrate on antecedent predictions, which makes its effect on the test set relatively small.

TABLE V

COMPARISON OF SCHEDULE SAMPLING (SS) AND AP LOSS ON CONALA, WHERE P DENOTES THE PROBABILITY OF USING THE LABEL AS INPUT (TRANX IS EQUIVALENT TO THE CASE OF P=1), ED DENOTES EXPONENTIAL DECAY, E DENOTES THE BASE OF THE EXPONENT, AND LD DENOTES LINEAR DECAY.

Model	Test Set		Training Set		
	BLEU	ACC.	BLEU	ACC.	
TRANX	25.13	2.2	63.09	36.11	
+ SS	p=0	22.94	1.6	61.44	37.90
	ED (e=0.9)	24.45	1.6	65.22	36.41
	ED (e=0.99)	25.59	2.2	76.59	53.63
	LD	25.14	2.0	66.85	37.95
+ AP Loss	28.02	2.9	68.52	44.35	

F. RQ6: Effects of γ

The coefficient γ is an important hyperparameter to regulate AP Loss. Therefore, we investigate the effect of γ on AP Loss in Fig. 8. The best γ is 0.4 for GEO and DJANGO, 0.1 for ATIS and CONALA. We can find that best γ is inversely

correlated with the Avg Length of the AST in Table II. This is because, in the training stage, AP Loss needs to increase the scaling factor $f(\mathbf{a}, t)^{-\gamma}$ appropriately by reducing γ for the long AST to avoid ignoring the later AST nodes.

G. RQ7: Case Study

We compare the top-1 code generated from TRANX and APT on different datasets in Table VI. We can see that TRANX tends to produce the incorrect antecedent prediction, which makes it difficult to generate subsequent predictions with the constraints of the AST. By contrast, our model APT succeeds in overcoming the above problem with the help of AP Loss to generate more accurate code.

VI. RELATED WORK

Recently, a number of code generation models have achieved excellent success [4], [8], [18]–[22]. The work [23] treated code generation as conditional text generation and solved it with the sequence-to-sequence model. In order to utilize the grammatical information of the code, the Seq2Tree models are resorted, transforming NL utterances into a sequence of AST-based grammar actions. Typically, Dong et al. [1] first explored a Seq2Tree model for code generation. The work [3] studied a modular encoder-decoder architecture with structured AST output spaces. Yin et al. [5] proposed a Seq2Tree model

TABLE VI
CASE STUDY EXAMPLES ON FOUR BENCHMARK DATASETS. THE INCORRECT CODES ARE MARKED IN BLUE, WHILE THE FIRST TOKEN OF THE COUNTERPARTS IS MARKED IN RED.

Dataset	Model	NL	Code
GEO	TRANX	What length is the r0?	r0 ✗
	APT		(len:i r0) ✓
ATIS	TRANX	Is there ground transport from the ap0 into ci0 town?	(lambda \$0 e (exists \$1 (and (= (arrival_time \$1) \$0) (approx_arrival_time \$1 ti0) (ground_transport \$1) (to_city \$1 ci0)))) ✗
	APT		(lambda \$0 e (and (from_airport \$0 ap0) (ground_transport \$0) (to_city \$0 ci0))) ✓
DJANGO	TRANX	Is length of list_ equals integer 0?	list_ = len(list_) + 0 ✗
	APT		if len(list_) == 0: pass ✓
CONALA	TRANX	Get attribute str_0 from object var_0.	print(var_0.rstrip(str_0)) ✗
	APT		getattr(var_0, str_0) ✓

to generate the AST as the intermediate representation of codes. Moreover, the work [9] used the Transformer [24] architecture and attention mechanisms to address the long dependency problem for code generation. The authors in [12] explored the use of the future nodes information generated by the AST for prediction. The work [25] proposed Subtoken-TranX adopted by Alibaba’s BizCook platform, which is the first domain code generation system adopted in industrial development environments.

Some researchers have also noticed that the importance of each AST node for code generation is different. Xie et al. [10] proposed a mutual learning framework for Seq2Tree models to learn the information of AST nodes in different traversals simultaneously. The work [11] selected the generation path of the node in AST using reinforcement learning. Significantly different from the above work, we explore the impact of the position information of AST nodes during the inference stage and propose an effective method to focus on the more important antecedent nodes during the training stage.

VII. CONCLUSION AND DISCUSSION

In this paper, we have identified the prediction of antecedent nodes as an important factor influencing the accuracy of the Seq2Tree model. To address this, we have proposed an effective method, namely AP Loss, that scales the standard cross entropy loss to focus learning on antecedent nodes and down-weight the susceptible subsequent nodes. We have also proposed an AST2Vec method that models the AST with vectors to contrast antecedent and subsequent nodes of the AST. With the help of AP Loss, APT achieves the best performance on four benchmark datasets. Extensive experimental results and analyses also verify its effectiveness and generality.

The performance of APT is limited by the base model, and there are large gaps in the parameters of different base models. In this paper, we only adapted AP Loss for small Seq2Tree methods without pre-training. We envision extending

AP Loss to the large pre-trained Seq2Tree model. In addition, we use AST2Vec to weight AST nodes for AP Loss in this paper, which does not take full advantage of it. Therefore, we consider AST2Vec as a positional encoding in future work.

APPENDIX

A. Relates α to γ when f is continuous

For continuous f , we can keep the magnitude of \mathcal{L}_{ap} equal to the magnitude of original \mathcal{L}_{ce} using the integral, which relates α to γ . For example, when $f(\mathbf{a}, t) = t$:

$$\begin{cases} \alpha = \frac{T}{\ln(T+1)}, & \text{if } \gamma = 1, \\ \alpha = (1-\gamma)T^\gamma, & \text{otherwise.} \end{cases} \quad (8)$$

With the help of (8), we only need to tune γ , and the appropriate α will be calculated automatically.

TABLE VII
VARYING α FOR AP LOSS (SIMPLE) WITH OPTIMAL γ , WHERE ‘AUTO’ DENOTES α IS CALCULATED BY (8).

α	GEO	ATIS	DJANGO	CONALA	
	ACC.	ACC.	ACC.	BLEU	ACC.
1	89.6	87.9	78.8	26.75	2.4
2	89.9	88.6	79.1	27.56	2.9
4	88.8	87.7	78.5	25.64	2.6
8	88.9	87.3	78.3	24.93	2.3
‘auto’	89.7	89.5	79.3	27.12	3.4

In Table VII, we vary α for AP Loss (Simple) with optimal γ . As α increases, the general trend of the performance of APT (Simple), i.e., the base model + AP Loss (Simple), rises and then falls on all datasets. When α is set to ‘auto’, APT (Simple) achieves the best performance in terms of accuracy for ATIS, DJANGO, and CONALA, and impressive results regarding accuracy for GEO and BLEU for CONALA.

REFERENCES

- [1] L. Dong and M. Lapata, “Language to logical form with neural attention,” in *ACL*, 2016, pp. 33–43.
- [2] —, “Coarse-to-fine decoding for neural semantic parsing,” in *ACL*, 2018, pp. 731–742.
- [3] M. Rabinovich, M. Stern, and D. Klein, “Abstract syntax networks for code generation and semantic parsing,” in *ACL*, 2017, pp. 1139–1149.
- [4] P. Yin and G. Neubig, “A syntactic neural model for general-purpose code generation,” in *ACL*, 2017, pp. 440–450.
- [5] —, “TRANX: A transition-based neural abstract syntax parser for semantic parsing and code generation,” in *EMNLP*, 2018, pp. 7–12.
- [6] —, “Reranking for neural semantic parsing,” in *ACL*, 2019, pp. 4553–4559.
- [7] E. C. R. Shin, M. Allamanis, M. Brockschmidt, and A. Polozov, “Program synthesis and semantic parsing with learned code idioms,” in *NeurIPS*, 2019, pp. 10824–10834.
- [8] Z. Sun, Q. Zhu, L. Mou, Y. Xiong, G. Li, and L. Zhang, “A grammar-based structural CNN decoder for code generation,” in *AAAI*, 2019, pp. 7055–7062.
- [9] Z. Sun, Q. Zhu, Y. Xiong, Y. Sun, L. Mou, and L. Zhang, “Treegen: A tree-based transformer architecture for code generation,” in *AAAI*, 2020, pp. 8984–8991.
- [10] B. Xie, J. Su, Y. Ge, X. Li, J. Cui, J. Yao, and B. Wang, “Improving tree-structured decoder training for code generation via mutual learning,” in *AAAI*, 2021, pp. 14121–14128.
- [11] H. Jiang, C. Zhou, F. Meng, B. Zhang, J. Zhou, D. Huang, Q. Wu, and J. Su, “Exploring dynamic selection of branch expansion orders for code generation,” in *ACL/IJCNLP*, 2021, pp. 5076–5085.
- [12] H. Jiang, L. Song, Y. Ge, F. Meng, J. Yao, and J. Su, “An AST structure enhanced decoder for code generation,” *IEEE ACM Trans. Audio Speech Lang. Process.*, vol. 30, pp. 468–476, 2022.
- [13] J. M. Zelle and R. J. Mooney, “Learning to parse database queries using inductive logic programming,” in *AAAI*, 1996, pp. 1050–1055.
- [14] C. T. Hemphill, J. J. Godfrey, and G. R. Doddington, “The ATIS spoken language systems pilot corpus,” in *NAACL*, 1990.
- [15] Y. Oda, H. Fudaba, G. Neubig, H. Hata, S. Sakti, T. Toda, and S. Nakamura, “Learning to generate pseudo-code from source code using statistical machine translation,” in *2015 30th IEEE/ACM International Conference on Automated Software Engineering (ASE)*. IEEE, 2015, pp. 574–584.
- [16] P. Yin, B. Deng, E. Chen, B. Vasilescu, and G. Neubig, “Learning to mine aligned code and natural language pairs from stack overflow,” in *MSR*, 2018, pp. 476–486.
- [17] D. P. Kingma and J. Ba, “Adam: A method for stochastic optimization,” in *ICLR*, 2015.
- [18] D. Alvarez-Melis and T. S. Jaakkola, “Tree-structured decoding with doubly-recurrent neural networks,” in *ICLR*, 2017.
- [19] S. A. Hayati, R. Olivier, P. Avvaru, P. Yin, A. Tomasic, and G. Neubig, “Retrieval-based neural code generation,” in *EMNLP*, 2018.
- [20] B. Wei, G. Li, X. Xia, Z. Fu, and Z. Jin, “Code generation as a dual task of code summarization,” in *NeurIPS*, 2019, pp. 6559–6569.
- [21] F. F. Xu, Z. Jiang, P. Yin, B. Vasilescu, and G. Neubig, “Incorporating external knowledge through pre-training for natural language to code generation,” in *ACL*, 2020, pp. 6045–6052.
- [22] Y. Dong and G. Li, “CODEP: grammatical seq2seq model for general-purpose code generation,” *CoRR*, vol. abs/2211.00818, 2022.
- [23] W. Ling, P. Blunsom, E. Grefenstette, K. M. Hermann, T. Kociský, F. Wang, and A. W. Senior, “Latent predictor networks for code generation,” in *ACL*, 2016, pp. 599–609.
- [24] A. Vaswani, N. Shazeer, N. Parmar, J. Uszkoreit, L. Jones, A. N. Gomez, L. Kaiser, and I. Polosukhin, “Attention is all you need,” in *NeurIPS*, 2017, pp. 5998–6008.
- [25] S. Shen, X. Zhu, Y. Dong, Q. Guo, Y. Zhen, and G. Li, “Incorporating domain knowledge through task augmentation for front-end javascript code generation,” *CoRR*, vol. abs/2208.10091, 2022.