

# AntCritic: Argument Mining for Free-Form and Visually-Rich Financial Comments

Yang Zhao\*,<sup>1</sup> Wenqiang Xu\*,<sup>2</sup> Xuan Lin,<sup>2</sup> Jingjing Huo,<sup>2</sup> Hong Chen,<sup>2</sup> Zhou Zhao<sup>1</sup>

<sup>1</sup>Zhejiang University <sup>2</sup>Ant Group  
awalk@zju.edu.cn, {yugong.xwq, daxuan.lx, huojingjing.hjj, wuyi.ch}@antgroup.com, zhaozhou@zju.edu.cn

## Abstract

The task of argument mining aims to detect all possible argumentative components and identify their relationships automatically. As a thriving field in natural language processing, there has been a large amount of corpus for academic study and application development in argument mining. However, the research in this area is still constrained by the inherent limitations of existing datasets. Specifically, all the publicly available datasets are relatively small in scale, and few of them provide information from other modalities to facilitate the learning process. Moreover, the statements and expressions in these corpora are usually in a *compact* form, which means non-adjacent clauses or text segments will always be regarded as multiple individual components, thus restricting the generalization ability of models. To this end, we collect and contribute a novel dataset *AntCritic* to serve as a helpful complement to this area, which consists of about 10k free-form and visually-rich financial comments and supports both argument component detection and argument relation prediction tasks. Besides, in order to cope with the challenges and difficulties brought by scenario expansion and problem setting modification, we thoroughly explore the fine-grained relation prediction and structure reconstruction scheme for free-form documents and discuss the encoding mechanism for visual styles and layouts. And based on these analyses, we design two simple but effective model architectures and conduct various experiments on this dataset to provide benchmark performances as a reference and verify the practicability of our proposed architecture. All the codes and data will be released publicly with the camera-ready version.

## Introduction

With the rapid development of Internet technology, millions of opinions and thoughts are thus transmitted and stored on various web pages and applications, containing a great deal of research and application value. In order to fully excavate the semantic information within them, researchers try to resolve and analyze the language expressions in the aspect of computational linguistics, covering the fields of text classification (Kalchbrenner, Grefenstette, and Blunsom 2014; Kiros et al. 2015; Joulin et al. 2016), summarization generation (Rush, Chopra, and Weston 2015; Chopra, Auli, and Rush 2016; See, Liu, and Manning 2017) and so forth. However, apart from these, some particular application scenarios

bring extra challenges. When it comes to processing academic exchanges or movie reviews, the models may fail to accomplish tasks with simple semantic information alone. To this end, the task of argument mining appears and arouses growing attention.

Given a persuasive article containing argumentative expressions, the task of argument mining aims to automatically identify all the potential argument components and correctly recover the corresponding argument structures. Unlike the other tasks such as sentiment analysis or keyphrase extraction, this target requires the intelligent model to concurrently understand both semantic information and the logical structure and causal relationships within data. Despite the difficulties and challenges in the modeling process, the importance of this task is apparent. From the academic view, it can provide accurate information for the derivative subtasks (such as argument summarization and structured argument generation) and is conducive to understanding documents with complex semantic structures. While for the application aspect, the learned models can assist businesses or enterprises to automatically extract opinions and feedback or quickly trace the core opinions of prevailing topics without too much manual effort.

As a comprehensive and inclusive field, argument mining can be regarded as a combination of multiple interrelated sub-goals in essence. Therefore, to put more emphasis on academic analysis rather than constructing a complicated pipeline, researchers tend to discuss and address the issues only in a specific section, such as argument component detection (Gao et al. 2017; Daxenberger et al. 2017; Ruggeri, Lippi, and Torroni 2021), argument relation classification (Nguyen and Litman 2016; Peldszus and Stede 2015; Cocarascu and Toni 2018), and stance detection (Wei, Lin, and Mao 2018; Ebrahimi, Dou, and Lowd 2016; Johnson and Goldwasser 2016). And to facilitate these subtasks for the purpose of research and development, massive language resources (Reed et al. 2008; Habernal and Gurevych 2017; Peldszus 2015; Stab and Gurevych 2017; Fergadis et al. 2021) are devoted to providing more effective and diversified data and supporting the learning process of models. Although the sufficient research and corpus mentioned above have established the foundation of this task, there is still a lack of further analysis for more variable and challenging scenarios. For example, the previous work tends to as-

\*These authors contributed equally.

sume that all the arguments are expressed in a *compact* form, which means the statements of a single unit will be arranged consecutively. Thus non-adjacent clauses or sentences will be naturally regarded as different ones. But in practice, there might be some situations where semantic-consistent claims and premises get entwined with each other. Besides, despite the fact that a considerable number of visually-rich documents are collected from social media such as Twitter (Bosc, Cabrio, and Villata 2016), Wikipedia (Biran and Rambow 2011), and web blog posts (Habernal and Gurevych 2017), the valuable auxiliary information from the other modalities is directly deserted in the construction of datasets. Furthermore, the existing corpora are relatively small in scale, and a large proportion of them do not support the subtask of relation prediction.

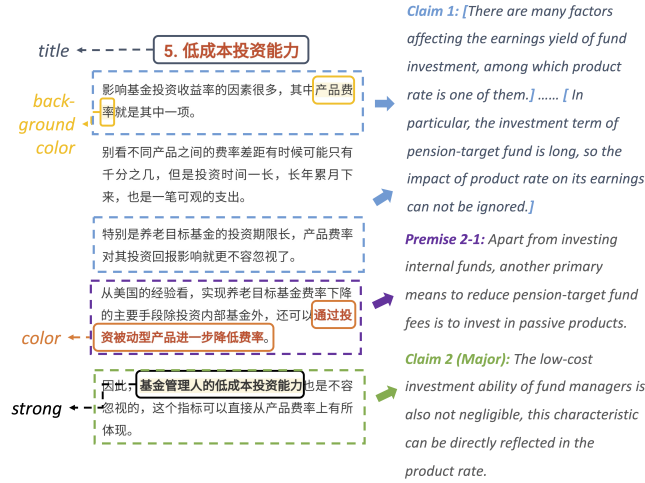


Figure 1: An example of visually-rich free-form documents in our proposed *AntCritic* dataset. Better viewed with color and zoom-in.

Considering these aspects mentioned above, we manage to collect a novel dataset named *AntCritic* to facilitate the research of argument mining on visually-rich documents and free-form expressions. Concretely, we collect a total of about 10k argumentative financial comments from an open online forum supported by *Alipay*, which achieves the largest scale in this field as far as we know. In these documents, the visual patterns represented in the format of HTML tags and attributes are provided along with the text statements, and all the arguments are allowed to represent in a *free* form, i.e., a semantic-consistent argument might be scattered in non-adjacent segments, which is illustrated in Figure 1. This setting broadens the original definition of this problem and paves the way for possible future research. On this basis, to provide a preliminary solution to free-form argument mining, we propose a fine-grained setting as an extension to this field and explore different predictive components to tackle the corresponding problem. As for the fusion of visual patterns, we develop a style gate module to measure the effect of style attributes and utilize a joint encoding mechanism to represent the complex positions in the layout of documents.

Moreover, we also develop different model variants to conduct in-depth analysis and discussions on the granularity of modeling units.

In conclusion, our contributions in this paper can be explained in the following three aspects.

- We collect and contribute a novel dataset *AntCritic* to the task of argument mining. This corpus contains about 10k visually-rich free-form financial comments, which makes it the largest corpus in this area to our best knowledge.
- We thoroughly discuss the problem setting and the corresponding solution to free-form argument mining and explore a possible scheme to take advantage of auxiliary visual pattern information, which further broadens the research scope of this field.
- We design two simple but effective model architectures and conduct extensive experiments to provide a reliable benchmark for our proposed dataset and serve as a preliminary solution to the task of argument mining on visually-rich free-form documents.

## Related Work

### Visually-rich Document Understanding

Depending on the accessibility of data structure and organization, visually-rich documents can be roughly categorized into two groups. The first ones are considered as *pattern-accessible* documents, such as webpages, spreadsheets, and markdown files, in which all the visual patterns and structural attributes are controlled by clear marks or scripts and can be explicitly accessed by analysts. On the contrary, in *pattern-inaccessible* documents like tickets, receipts and posters, there barely exist direct clues or instructions for the construction of documents, resulting in the vagueness of visual analysis for them. In this paper, we mainly discuss the former cases because the visual attributes represented by HTML tags are actually pattern-accessible ones.

Guided by explicit visual instructions, the rendering markups can be fully resolved to help analyze documents in a structured and human-like way. Early works (Crescenzi, Mecca, and Merialdo 2001; Melnik et al. 2010; Gulhane et al. 2011; Cohen, Hurst, and Jensen 2002; Kim and Shim 2011) exploit various hand-crafted templates and wrappers to match essential components and extract useful information. Recently, the emergence of deep neural network has led researchers to the idea of jointly modeling markup and text sequences in a data-driven mechanism. Wang et al. (2022) consider HTML tags and linguistic tokens as two individual sequences to model their relations in a cross-fusion way. Li et al. (2021); Deng et al. (2022) bring the self-supervised pre-training diagram into this field to drive models comprehensively understand the whole webpage. Apart from these, some specialized architectures are also devised for some downstream tasks: Ashby and Weir (2020) regard HTML tags as auxiliary information to recognize named entities. Also, Chen et al. (2021) collect a novel question answering dataset and formulate the task of structural reading comprehension on the web. Furthermore, Wang et al. (2021) design

Table 1: Statistic Information Comparison of Datasets for Argument Mining

Dataset	Domain	#Docs	#Sents	#Claims	#Tokens	Unit	Relation?	Modal	Lang
Habernal and Gurevych	Web Discourse	340	3,899	211	84,817	Token	No	Text	English
Mayer, Cabrio, and Villata	Scientific Papers	659	35,012	1,390	-	Token	Yes	Text	English
Reed et al.	Various Genres	507	2,842	563	60,383	Clause	No	Text	English
Stab and Gurevych	Persuaive Essays	402	7,116	2,108	147,271	Clause	Yes	Text	English
Peldszus	Micro Texts	112	449	112	8,865	Segment	No	Text	English
Fergadis et al.	SDG Policy	1,000	12,374	1,202	-	Sentence	No	Text	English
Ours	Financial Comments	9,994	214,585	88,311	11,436,977	Segment	Yes	Text & HTML	Chinese

a novel attention-based framework to generate relational table representations in a finer granularity. These works inspire us to boost the performance of argument mining with the help of visual and structural information.

### Argument Mining

The task of argument mining aims to automatically detect and model all possible argument structures in the given documents or text fragments. In the previous studies over the past years, researchers primarily focus on the classification of argument components. A variety of machine learning mechanisms and neural architectures are thus developed and utilized as practical solutions in this area. Lawrence et al. (2014); Nguyen and Litman (2016) apply Latent Dirichlet Allocation (LDA) to learn in an unsupervised way. Madnani et al. (2012) employ Conditional Random Field (CRF) to make predictions based on some pre-defined lexical properties. Alhindi and Ghosh (2021); Zhang, Nulty, and Lillis (2022) leverage the prevailing BERT and Bi-LSTM modules to tackle this problem with the assistance of pre-training technology. Operating on the constituency tree, Ruggeri, Lippi, and Torroni (2021) extract semantic information in a graph-based way. Moreover, Daxenberger et al. (2017); Schulz et al. (2018) explore the transferability between different domains, and Gao et al. (2017); Kees et al. (2021) thoroughly discuss the feasibility of reinforcement learning and active learning in this field, respectively. Besides, Nguyen and Litman (2016); Peldszus and Stede (2015); Cocarascu and Toni (2018) also devise various relation modeling schemes to identify the relations between arguments, which further advance the identification of argumentative structure in a higher level.

Considering it is pretty essential to provide enough samples and annotations for machine inference and reasoning, some valuable datasets are also collected from various domains and contributed to this area, covering the types of scientific papers (Mayer, Cabrio, and Villata 2020), persuasive essays (Stab and Gurevych 2017), sustainable development policies (Fergadis et al. 2021), legal texts (Zhang, Nulty, and Lillis 2022) and so forth. Apart from these, Bosc, Cabrio, and Villata (2016); Liu et al. (2017); Habernal et al. (2018)

also collect datasets containing argument structures for the intelligent recognition of emotional or opinion preferences in comments and reviews. Lately, Mestre et al. (2021) contribute a large-scale audio-text dataset, promoting the application of multi-modal analysis in this area. However, these datasets are limited in scales and expression forms, and there is still no adequate research to combine other information into the analysis till now, which makes our research a meaningful complement to this field.

### Dataset

Based on the considerations above, we aim to contribute a large-scale corpus to the field of argument mining, named *AntCritic*. This dataset contains about 10k Chinese financial comments collected from an open online forum supported by *Alipay*, which covers the themes of fund introductions, stock market analysis, investment advice, etc. The types of authors span a wide range from ordinary users to financial practitioners, resulting in significant variance in objectivity, professionalism, and descriptiveness.

During the initial stage of data processing, all documents containing at least one complete opinion will get collected and stored with the dressing HTML tags. Afterward, at least seven annotators and three reviewers are recruited to annotate the argument labels and relations with the following definitions and instructions manually.

- A *claim* is defined to be a group of argumentative segments that express a clear point of view, and the corresponding *premises* are defined as the fragments containing factual statements which underpin this opinion.
- There should be at least one claim in a document, and the maximum of claims is set as 9. And the maximum of premises supporting the same claim is set as 4. And it is also allowed to annotate some opinions as simple claims without any supporting premises.
- All the claims and premises should be semantically complete and individual. So the annotators may need to concatenate some non-adjacent segments to form a single integral argument. Besides, the annotators should also select a major claim that can best match the overall opinion

of the comments.

Finally, all the annotated documents will be segmented based on HTML tags and punctuation marks including {., ?, !, ;}. Along with the split of documents, the annotations will also be assigned to the corresponding segments. It is worth mentioning that when some segments simultaneously contain parts of claims and premises, we will directly regard these pieces as claim segments for the sake of label uniqueness.

To our best of knowledge, our contributed *AntCritic* is the largest argument mining dataset in scale, and the detailed comparison can be found in Table 1 and supplementary material. Apart from this, there are also some unique properties compared with other datasets proposed previously, which are depicted in Figure 1 and 2, and listed as follows.

- **Multi-Modality:** all the visual patterns, structural information and linguistic expressions can be accessed directly and explicitly.
- **Discontinuity:** the text segments belonging to the same argument may be placed in a discontinuous manner.
- **Non-Monotonicity:** some segments of different argumentative components may be arranged alternatively.

These characteristics described above primarily stem from the nature of the data source. Because there are no strict writing instructions for creators on the platform, the organization of documents may not be compact and precise enough, thus making the segments from different argument components interweave with each other. Although these properties significantly increase the learning difficulty, this setting reduces the requirements on the corpus to the minimum, which provides more opportunities for further research on free-form argument mining and improves the feasibility and generalization of learned models in practice.

## Method

### Problem Definition

From an overall perspective, our goal of argument mining on visually-rich free-form documents can be decomposed into two targets, namely *Argument Component Detection* and *Argument Relation Prediction*, formulated as follows.

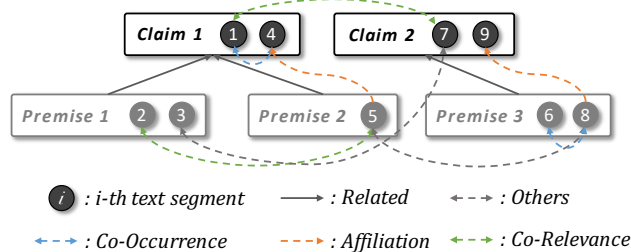


Figure 2: A simple diagram example for argument structures. Better viewed in color.

**Argument Component Detection** As the crucial step in the task of argument mining, it aims to detect and classify all the potential argument components. Based on the annotation of this dataset, we only consider three possible component types, including *Claim*, *Premise* and *Non-Argument*. Apart from this, the confidence of arguments to be major claims should also get estimated to serve as a reference for human decision-making.

**Argument Relation Prediction** In order to recover the argument structure existing in the documents, the relations between arguments should be understood correctly. However, the *discontinuity* and *non-monotonicity* of the dataset heavily impede us from slicing the entire document into multiple consecutive components and predicting the relations between them. In light of this, we turn to recognize the relation types between individual segments and construct a more dense relation network within documents. Therefore we sort out all possible situations and accordingly define four relation types to cover them, which are listed as follows.

- **Affiliation:** The  $i$ -th segment is defined to *affiliate* with the  $j$ -th one if the latter belongs to a claim and the former is part of the premise supporting this claim. It maintains the vertical hierarchy of the entire document.
- **Co-Occurrence:** The  $i$ -th and  $j$ -th segments are defined to form a *Co-Occurrence* relation if they belong to the same argument. Without loss of generalization, every argumentative segment builds a *co-occurrence* relation with itself. It reveals the internal composition of a single argument component.
- **Co-Relevance:** The  $i$ -th and  $j$ -th segments are defined to form a *Co-Relevance* relation if they belong to the sibling components which support the same argument. And we assume that all the claims are trivially defined to support a virtual main topic. It can help recover the horizontal argumentative structure of the document.
- **Other:** The *Other* relation includes all the circumstances not covered by the definitions listed above.

The diagram of them can also be found in Figure 2. It is straightforward to notice that there tend to be some redundancies in the relation annotations. Take the 1st, 4th and 5th nodes in Figure 2 as an example, the combination of *affiliation* (4th & 5th) and *co-occurrence* (1st & 4th) always implies another *co-occurrence* (1st & 5th) relation. These redundancies seem unnecessary, but they can enhance the robustness of relation predictions and act as an extra constraint to guide the model to consider the global argumentative structure and understand the relation types in depth.

### Model Architecture

In this section, we will describe our proposed preliminary solution to the aforementioned problem setting on the *AntCritic* dataset. For clarification, we will start with some formal symbolic definitions. Given a structured webpage with various markups and attributes  $\mathbf{D} = \{(\mathbf{d}_i, \mathbf{m}_i, p_i, s_i)\}_{i=1}^n$ , our goal is to predict the labels of text segments  $\mathbf{L} = \{l_i\}_{i=1}^n$ , the confidence to be major claims  $\{c_i\}_{i=1}^n$ , and the relations between them  $\mathbf{R} = \{r_{ij}\}_{i=1}^n \times \{j=1\}^n$ , where

$n$  is the total number of text segments and the quadruple  $(\mathbf{d}_i, \mathbf{m}_i, p_i, s_i)$  represents the token sequence, style marks, paragraph position and segment position of the  $i$ -th text segment respectively. In order to quantify the impact of modeling granularities on the prediction, we construct the token-level and segment-level architectures to extract information and make predictions individually.

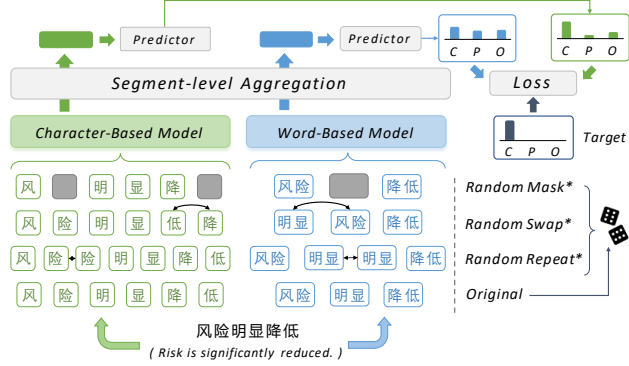


Figure 3: Overall architecture diagram of token-level model.

**Token-Level Model** Figure 3 demonstrates the overall pipeline of the token-level model. On account of the exceeding number of all input tokens, we process each segment separately and only conduct the argument component detection task. As shown in the diagram, we consider both character and word sequences of the input segments to investigate all the possible modeling schemas and further explore the dataset’s properties. Concretely, we extract the aggregated representations via character-based and word-based backbones in a *First-Last-Avg* manner (i.e. to take out the outputs of the first and last layers and calculate the average representations), and meanwhile finetune these models. Afterward, a simple multi-layer perceptron is applied to generate class probabilities. And following the approach proposed by Wei and Zou (2019), three kinds of strategies for text augmentation are also employed to enhance the robustness of predictions, namely *Random Mask*, *Random Swap* and *Random Repeat*. In this computing process, we leave out the HTML tags from the calculation because the marks for a single segment can only provide quite limited structural information and visual difference for the label prediction.

**Segment-Level Model** The detailed calculation mechanism of the segment-level model is illustrated in Figure 4. In the initialization, we also adopt the same *First-Last-Avg* mechanism to generate the segment-level features, but all the parameters in backbones are frozen for less computation resource requirements.

Afterward, we employ a set of multi-layer perceptrons to project these features into the same latent space, denoted as  $\mathbf{f}_i^c$  and  $\mathbf{f}_i^w$  for the character-base and word-based aggregations of the  $i$ -th segment, respectively. Next, considering that the character-based and word-based embeddings are actually a pair of complementary semantic views of the input segments which emphasize different parts or aspects of the

expressions, we try to fuse these two kinds of representations into a single feature sequence. To be more specific, we apply a cross-gate module to calculate the fused representations adaptively. The formulae are given as

$$\mathbf{g}_i^c = \sigma(\mathbf{W}^c \mathbf{f}_i^c + \mathbf{b}^c), \quad \mathbf{g}_i^w = \sigma(\mathbf{W}^w \mathbf{f}_i^w + \mathbf{b}^w), \quad (1)$$

$$\mathbf{f}_i = \mathbf{W}^o \cdot [\mathbf{g}_i^c \cdot \mathbf{f}_i^c; \mathbf{g}_i^w \cdot \mathbf{f}_i^w] + \mathbf{b}^o, \quad (2)$$

where  $\mathbf{g}_i^c, \mathbf{g}_i^w \in (0, 1)^d$ ,  $\mathbf{f}_i^c, \mathbf{f}_i^w \in \mathbb{R}^d$  and the variables  $\mathbf{b}^o, \mathbf{b}^w, \mathbf{b}^c \in \mathbb{R}^d$ ,  $\mathbf{W}^w, \mathbf{W}^c \in \mathbb{R}^{d \times d}$ ,  $\mathbf{W}^o \in \mathbb{R}^{d \times 2d}$  are all learnable parameters. Besides,  $\sigma(\cdot)$  is the sigmoid function with  $\sigma(x) = \frac{1}{1 + e^{-x}}$  and  $[\cdot]$  is the concatenation operator.

Meanwhile, the visual pattern  $\mathbf{m}_i$  and structural position information  $(p_i, s_i)$  are also encoded into a series of embeddings denoted as  $\mathbf{v}_i$  and  $\mathbf{e}_i$ , which can be given by

$$\mathbf{e}_i = [\mathbf{E}_{p_i}^p; \mathbf{E}_{s_i}^s], \quad \mathbf{v}_i = \mathbf{E}^m \mathbf{m}_i, \quad (3)$$

where  $\mathbf{m}_i \in \{0, 1\}^6$  is the stack of indicators for font, strong, color, blockquote, supertalk and header tags / attributes in the  $i$ -th segment, respectively. And  $\mathbf{E}^p, \mathbf{E}^s \in \mathbb{R}^{N \times (d/2)}$ ,  $\mathbf{E}^m \in \mathbb{R}^{d \times 6}$  are the trainable weights of look-up tables.

Then, we utilize a style gate component to dynamically control the density of semantic information according to the style appearances and reveal what the authors want to emphasize. The pattern-aware embedding  $\{\hat{\mathbf{f}}_i\}_{i=1}^n$  will be consequently generated as

$$\mathbf{g}_i^g = \sigma(\mathbf{W}^g [\mathbf{v}_i; \mathbf{f}_i] + \mathbf{b}^g), \quad \hat{\mathbf{f}}_i = (1 + \mathbf{g}_i^g) \mathbf{f}_i, \quad (4)$$

where  $\mathbf{g}_i^g \in (0, 1)^d$ ,  $\hat{\mathbf{f}}_i \in \mathbb{R}^d$ , and  $\mathbf{W}^g \in \mathbb{R}^{d \times 2d}$ ,  $\mathbf{b}^g \in \mathbb{R}^d$  are learnable parameters.

After the operations mentioned above, the local representations get fully refined and fused. And next, we need to utilize a sequence model to further integrate the global information and form a series of context-aware representations, given by

$$(\tilde{\mathbf{f}}_1, \tilde{\mathbf{f}}_2, \dots, \tilde{\mathbf{f}}_n) = \Omega((\hat{\mathbf{f}}_1 + \mathbf{e}_1), (\hat{\mathbf{f}}_2 + \mathbf{e}_2), \dots, (\hat{\mathbf{f}}_n + \mathbf{e}_n); \Theta), \quad (5)$$

where  $\Omega(\cdot; \Theta)$  denotes the sequence modeling component.

Consequently, the context-aware representations will be used to detect all the arguments and recognize the relations between segment pairs. For argument component detection, we employ two linear layers to obtain the class probabilities  $\mathbf{a}_i \in (0, 1)^3$  and major confidence  $c_i \in (0, 1)$ , given by

$$\mathbf{a}_i = \phi(\mathbf{W}^a \tilde{\mathbf{f}}_i + \mathbf{b}^a), \quad c_i = \sigma(\mathbf{W}^m \tilde{\mathbf{f}}_i + \mathbf{b}^m), \quad (6)$$

where  $\mathbf{W}^a \in \mathbb{R}^{3 \times d}$ ,  $\mathbf{W}^m \in \mathbb{R}^d$ ,  $\mathbf{b}^a \in \mathbb{R}^3$ ,  $\mathbf{b}^m \in \mathbb{R}$  and  $\phi(\cdot)$  is the softmax operation with  $\phi_i(\mathbf{x}) = \frac{e^{\mathbf{x}_i}}{\sum_j e^{\mathbf{x}_j}}$ .

And for the task of argument relation prediction, we first project the features into the subspaces corresponding to the source and destination ends of relations, given as

$$\mathbf{f}_i^* = \mathbf{W}_2^*(\text{ReLU}(\mathbf{W}_1^* \mathbf{f}_i + \mathbf{b}_1^*)) + \mathbf{b}_2^*, \quad * \in \{s, d\}. \quad (7)$$

where the dimension of parameters keeps consistent with Equation 1. Next, two different pair-wise classification components are utilized to calculate the relation probabilities  $\mathbf{r}_{ij} \in (0, 1)^4$ , which can be formulated as



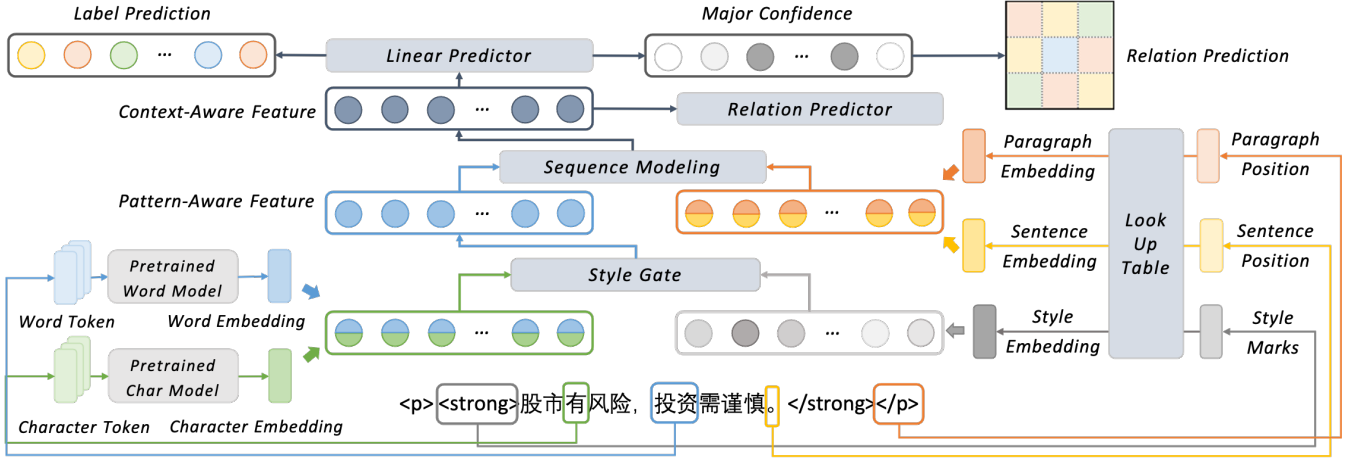


Figure 4: Overall architecture diagram of segment-level model. Better viewed in color.

- **Mul-Add:**

$$\mathbf{r}_{ij} = \phi(\mathbf{W}^r[\mathbf{f}_i^s + \mathbf{f}_j^d; \mathbf{f}_i^s \cdot \mathbf{f}_j^d] + \mathbf{b}^r), \quad (8)$$

- **Biaffine:**

$$\mathbf{r}_{ij} = \phi([\mathbf{f}_i^s; 1]^T \mathbf{U}[\mathbf{f}_j^d; 1] + \mathbf{b}^r), \quad (9)$$

where  $\mathbf{U} \in \mathbb{R}^{(d+1) \times 4 \times (d+1)}$ ,  $\mathbf{W}^r \in \mathbb{R}^{4 \times 2d}$ ,  $\mathbf{b}^r \in \mathbb{R}^d$  are trainable parameters.

### Training and Inference

As illustrated in the diagrams and descriptions in the sections above, the overall calculation can be conducted in an end-to-end manner. Considering the entire task is actually composed of three subtasks (including major confidence estimation), we try to optimize the model by combining these three objectives simultaneously, formulated as follows.

- **Argument Component Detection:** The subtask of argument component detection is essentially a multi-classification problem, so we apply the cross-entropy loss function to tackle this.

$$\mathcal{L}_c = - \sum_{i=1}^n \sum_{j=0}^2 \mathbb{I}(\hat{l}_i = j) \log((\mathbf{a}_i)_j), \quad (10)$$

where the ground-truth component label  $\hat{l}_i$  equals to 0, 1, 2 if the  $i$ -th segment is annotated as *non-argument*, *claim* and *premise*, respectively.

- **Argument Relation Prediction:** Similarly, the optimization constraint of argument relation prediction can be given by

$$\mathcal{L}_r = - \sum_{i=1}^n \sum_{j=1}^n \sum_{k=0}^3 \mathbb{I}(\hat{r}_{ij} = k) \log((\mathbf{r}_{ij})_k) \quad (11)$$

where the ground-truth relation label  $\hat{r}_{ij}$  is assigned as 0, 1, 2, 3 under the situation where the relation between  $i$ -th and  $j$ -th segments is considered as *other*, *affiliation*, *co-occurrence* and *co-relevance*, respectively.

- **Major Confidence Estimation:** The estimation of major confidence will be approximated as a binary classification task and get solved by

$$\mathcal{L}_m = - \sum_{i=1}^n (\hat{m}_i \log(c_i) + (1 - \hat{m}_i) \log(1 - c_i)), \quad (12)$$

where  $\hat{m}_i = 1$  if the  $i$ -th segment is annotated as a part of major claim, otherwise  $\hat{m}_i = 0$ .

Finally, the segment-level model will be optimized in a multi-task manner, and the overall loss function is given by

$$\mathcal{L} = \lambda_c \mathcal{L}_c + \lambda_r \mathcal{L}_r + \lambda_m \mathcal{L}_m, \quad (13)$$

where  $\lambda_c, \lambda_r, \lambda_m$  are the balancing hyper-parameters. As for the token-level model, we only calculate the first term because the other two subtasks are not conducted on this.

While in the inference, we directly output the major confidence  $c_i$ , and choose the labels with the highest probabilities as the prediction results, given as

$$a_i = \operatorname{argmax}_j ((\mathbf{a}_i)_j), \quad r_{ij} = \operatorname{argmax}_k ((\mathbf{r}_{ij})_k), \quad (14)$$

## Experiment

### Metrics

We adopt three trustworthy criteria to evaluate our proposed solutions, namely *Component F1 Score*, *Relation F1 Score* and *Major Density*. For the Component & Relation F1 Scores, we calculate the *micro*-, *macro*- and *weighted*-F1 scores on the results of argument component detection and relation prediction. It's worth noting that the *Other* type of relation will not be considered in the metric calculation because this type does not mean that there is *no* relationship between the corresponding segments. As for the Major Density, choose to normalize all the confidences of claim segments and sum up the scores corresponding to the ground-truth major claims, which can be given by

$$M = \frac{\sum_{i=1}^n (\tilde{c}_i \cdot \mathbb{I}(\hat{m}_i = 1))}{\sum_{j=1}^n \tilde{c}_j}, \quad \text{with } \tilde{c}_i = \begin{cases} c_i & \hat{l}_i = 1 \\ 0 & \text{otherwise} \end{cases}$$

Table 2: Results of different settings for segment-level models. The best results are given in **bold**.

Row	Module	Relation Modeling	Using HTML?	Component Detection				Relation Prediction		
				Macro	Micro	Weighted	Major	Macro	Micro	Weighted
1	MLP	Biaffine	Yes	63.24	66.68	66.35	43.27	20.26	26.05	20.64
2	MLP	Mul-Add	Yes	62.59	66.07	65.75	42.29	22.61	27.18	22.93
3	Transformer	Biaffine	Yes	65.78	69.01	68.79	47.49	21.64	26.34	22.27
4	Transformer	Mul-Add	No	65.16	68.49	68.10	46.01	21.60	26.55	22.94
5	Transformer	Mul-Add	Yes	65.24	68.67	68.28	46.30	<b>23.84</b>	28.58	24.11
6	Bi-GRU	Biaffine	Yes	<b>67.23</b>	<b>70.22</b>	<b>70.02</b>	48.75	21.66	26.27	21.68
7	Bi-GRU	Mul-Add	No	66.24	69.72	69.16	49.28	22.00	27.55	23.03
8	Bi-GRU	Mul-Add	Yes	67.05	70.00	69.84	<b>49.88</b>	23.49	<b>29.84</b>	<b>24.77</b>

In this mechanism, we can quantify the relative confidence density of major claims without being affected by the ratio of major segments.

### Comparison and Analysis

In this section, we conduct a series of experiments to estimate the performance of the token-level and segment-level models and provide benchmark results on our proposed *Ant-Critic* dataset. The in-depth analysis is described as follows.

**Detailed Analysis of Token-Level Model** The performances corresponding to different inputs and settings for the token-level model are listed in Table 3. The first two rows display the performances of word-based and character-based pipelines, respectively. And in the *Ensemble* setting, the final outputs are given as the average results of these two streams. From the table, we can find that the *Ensemble* setting outweighs the others in general, and the word-based stream is inferior to the character-based one. The reason can be explained in the following three folds. First, the character-based backbone is trained on the financial corpus, and the word-based one is trained on the data of Wikipedia and news commentaries. There will be a larger domain and semantic gap for the word-based backbone to fit our proposed dataset. Second, the word vocabulary is much bigger than the character one, making the token embeddings of some low-frequency words not well-tuned. Besides, the ensemble strategy can reduce the vagueness and uncertainty of probabilities and enhance the stability of predictions.

Table 3: Results of different settings for token-level models. The best results are given in **bold**.

Setting	Macro-F1	Micro-F1	Weighted-F1
Word	54.30	61.64	58.73
Character	57.62	63.39	61.56
Ensemble	<b>58.32</b>	<b>63.87</b>	<b>62.15</b>

**Detailed Analysis of Segment-Level Model** Table 2 demonstrates the evaluation results corresponding to different choices of components and input modalities. And we try to analyze the performances in the following three aspects.

**Impact of Modal Inputs** As shown in Row 4,5,7,8 of Table 2, it is evident that the visual patterns and structural information indeed improve the performances of all these tasks to different extents, which implies that the authors and creators tend to utilize some special attributes and layouts to emphasize their opinions and the corresponding expressions, and our proposed gating mechanism can capture this auxiliary information and help the model to focus on both semantic information and visual appearances of segments.

**Choice of Sequence Modeling Components** Both Row 1,3,6, and Row 2,5,8 illustrate the effects of different sequential modules. It is explicit that the Bi-GRU module is superior to the Transformer, and both of them achieve better performances than the simple MLP. We intuitively speculate that the range of dependency modeling may lead to the performance gap between different modules. Considering the related claims and premises are usually close in position, we infer that the Bi-GRU module keeps semantic dependencies within a relatively short term, which provides enough information for message passing and aggregation and prevents long-term noise in the calculation.

**Choice of Relation Predictors** Comparing Row 1,3,6 with Row 2,5,8, we can find that the choices of relation modules bring a noticeable impact on relation prediction, and slightly affect the performance on argument component detection. The *Biaffine* method generally behaves worse than the *Mul-Add* strategy. The reason can be inferred that the inner-product of the biaffine module mixes the information along the embedding dimension, which may smooth the differences within it. However, the operation of *Mul-Add* individually models the weights of different positions and maintains the discrepancy information on this dimension.

**Comparison between Different Models** Comprehensively comparing the evaluation results shown in Table 2 and Table 3, we can notice that the interaction between segments brings a more significant effect than the dependency modeling within a single segment. This result aligns with the intuition that the context semantic information is more important than the inner structure of expression for the reasoning and detecting argument components.

## Conclusion

In this paper, we discuss a meaningful problem extension in the field of argument mining, namely the processing of visually-rich free-form documents, and explore the corresponding preliminary solutions to utilize auxiliary visual information and generate free-form fine-grained predictions. Besides, we further collect and contribute a large-scale corpus *AntCritic* to facilitate this problem setting. The comprehensive experiments verify the reliability of this dataset and the feasibility of our proposed architectures.

## Detailed Dataset Statistics

Table 4 demonstrates the statistic information of different splits of our proposed *AntCritic*. The upper part demonstrates the quantitative characteristics of texts, and the lower part shows the percentage of segments that contains the specified HTML tags.

Table 4: Training/Validation/Test corpora statistics.

	Train	Validation	Test
# Comments	7,986	1,007	1,001
# Segments	433,342	40,296	33,913
# Claims	35,036	4,741	4,065
# Premises	37,022	4,102	3,788
# Claim Segments	69,823	10,225	8,263
# Premise Segments	127,379	13,620	11,321
Avg. # Char. / Seg.	22.55	22.10	22.84
Avg. # Seg. / C.	1.99	2.16	2.03
Avg. # Seg. / P.	3.44	3.32	2.99
# Font Tag	16.85%	10.73%	18.72%
# Strong Tag	9.98%	7.30%	10.10%
# Color Tag	7.07%	6.03%	9.37%
# Blockquote Tag	0.97%	0.62%	0.58%
# Supertalk Tag	0.64%	0.69%	0.96%
# Header Tag	0.24%	0.59%	0.78%

## Implementation Details

We employ the *Sentence-BERT* architecture proposed by Reimers and Gurevych (2020) as the word-based backbone. It is constructed on the basis of BERT-like architectures and gets pre-trained on the dataset of BUCC mining task (Zweigenbaum, Sharoff, and Rapp 2017), which is composed of Wikipedia articles and news commentaries. And the character-based backbone is adapted from *FinBERT* (Ltd 2020), an open-source Chinese BERT model released by the AI lab of Value Simplex. The corpus used to pre-train this model is collected from the finance domain, including financial news, research reports & announcements, and financial Wikipedia entries. The maximal number of segments  $N$  in a single document is set to be 400. Except for the parameters in the pre-defined structures, the dimension  $d$  of intermediate representations and learnable parameters are set to be 384. The number of layers in the Transformer and GRU components is 3, the number of heads in the attention mechanism is 4, and the layer number of the final MLP-based

label predictor is set as 3. In the training process, the maximum of learning rate is set to be  $1e-4$ , and the balancing hyper-parameters  $\lambda_c, \lambda_r, \lambda_m$  are set as 1, 1 and 0.5, respectively. For both token-level and segment-level models, the learning rate is tuned with warm-up mechanism (Vaswani et al. 2017) and cosine annealing strategy (Loshchilov and Hutter 2017) where the warm-up epoch is set as 1. To prevent overfitting, a dropout strategy with  $p = 0.4$  is applied in the model. The training will last for 15 epochs and we select the checkpoint with the best performance on the validation dataset. As for the optimizer configuration, the AdamW (Loshchilov and Hutter 2019; Reddi, Kale, and Kumar 2018) optimizer with weight decay of  $5e-5$  is employed. The batch size is fixed to be 16. Apart from these, the probability of data augmentation for the token-level model is set as 0.3 and the ratio of modified tokens is 0.15.

## References

- Alhindi, T.; and Ghosh, D. 2021. “Sharks are not the threat humans are”: Argument Component Segmentation in School Student Essays. In *BEA*.
- Ashby, C.; and Weir, D. 2020. Leveraging HTML in Free Text Web Named Entity Recognition. In *COLING*.
- Biran, O.; and Rambow, O. 2011. Identifying Justifications in Written Dialogs by Classifying Text as Argumentative. *Int. J. Semantic Comput.*, 5: 363–381.
- Bosc, T.; Cabrio, E.; and Villata, S. 2016. DART: a Dataset of Arguments and their Relations on Twitter. In *LREC*.
- Chen, L.; Chen, X.; Zhao, Z.; Zhang, D.; Ji, J.; Luo, A.; Xiong, Y.; and Yu, K. 2021. WebSRC: A Dataset for Web-Based Structural Reading Comprehension. In *EMNLP*.
- Chopra, S.; Auli, M.; and Rush, A. M. 2016. Abstractive Sentence Summarization with Attentive Recurrent Neural Networks. In *NAACL*.
- Cocarascu, O.; and Toni, F. 2018. Combining Deep Learning and Argumentative Reasoning for the Analysis of Social Media Textual Content Using Small Data Sets. *Computational Linguistics*, 44: 833–858.
- Cohen, W. W.; Hurst, M. F.; and Jensen, L. S. 2002. A flexible learning system for wrapping tables and lists in HTML documents. In *WWW '02*.
- Crescenzi, V.; Mecca, G.; and Merialdo, P. 2001. RoadRunner: Towards Automatic Data Extraction from Large Web Sites. In *Vldb*.
- Daxenberger, J.; Eger, S.; Habernal, I.; Stab, C.; and Gurevych, I. 2017. What is the Essence of a Claim? Cross-Domain Claim Identification. In *EMNLP*.
- Deng, X.; Shiralkar, P.; Lockard, C.; Huang, B.; and Sun, H. 2022. DOM-LM: Learning Generalizable Representations for HTML Documents. *ArXiv*, abs/2201.10608.
- Ebrahimi, J.; Dou, D.; and Lowd, D. 2016. Weakly Supervised Tweet Stance Classification by Relational Bootstrapping. In *EMNLP*.
- Fergadis, A.; Pappas, D.; Karamolegkou, A.; and Papageorgiou, H. 2021. Argumentation Mining in Scientific Literature for Sustainable Development. In *ARGMINING*.



- Gao, Y.; Wang, H.; Zhang, C.; and Wang, W. 2017. Reinforcement Learning Based Argument Component Detection. *ArXiv*, abs/1702.06239.
- Gulhane, P. M.; Madaan, A.; Mehta, R. R.; Ramamirtham, J.; Rastogi, R.; Satpal, S.; Sengamedu, S. H.; Tengli, A.; and Tiwari, C. 2011. Web-scale information extraction with vertex. *2011 IEEE 27th International Conference on Data Engineering*, 1209–1220.
- Habernal, I.; and Gurevych, I. 2017. Argumentation Mining in User-Generated Web Discourse. *Computational Linguistics*, 43: 125–179.
- Habernal, I.; Wachsmuth, H.; Gurevych, I.; and Stein, B. 2018. The Argument Reasoning Comprehension Task: Identification and Reconstruction of Implicit Warrants. In *NAACL*.
- Johnson, K. M.; and Goldwasser, D. 2016. Identifying Stance by Analyzing Political Discourse on Twitter. In *NLP+CSS@EMNLP*.
- Joulin, A.; Grave, E.; Bojanowski, P.; Douze, M.; Jégou, H.; and Mikolov, T. 2016. FastText.zip: Compressing text classification models. *ArXiv*, abs/1612.03651.
- Kalchbrenner, N.; Grefenstette, E.; and Blunsom, P. 2014. A Convolutional Neural Network for Modelling Sentences. In *ACL*.
- Kees, N.; Fromm, M.; Faerman, E.; and Seidl, T. 2021. Active Learning for Argument Strength Estimation. *ArXiv*, abs/2109.11319.
- Kim, C.; and Shim, K. 2011. TEXT: Automatic Template Extraction from Heterogeneous Web Pages. *IEEE Transactions on Knowledge and Data Engineering*, 23: 612–626.
- Kiros, R.; Zhu, Y.; Salakhutdinov, R.; Zemel, R. S.; Urtasun, R.; Torralba, A.; and Fidler, S. 2015. Skip-Thought Vectors. In *NIPS*.
- Lawrence, J.; Reed, C.; Allen, C.; McAlister, S.; and Ravenscroft, A. 2014. Mining Arguments From 19th Century Philosophical Texts Using Topic Based Modelling. In *ArgMining@ACL*.
- Li, J.; Xu, Y.; Cui, L.; and Wei, F. 2021. MarkupLM: Pre-training of Text and Markup Language for Visually-rich Document Understanding. *ArXiv*, abs/2110.08518.
- Liu, H.; Gao, Y.; Lv, P.; Li, M.; Geng, S.; Li, M.; and Wang, H. 2017. Using Argument-based Features to Predict and Analyse Review Helpfulness. In *EMNLP*.
- Loshchilov, I.; and Hutter, F. 2017. SGDR: Stochastic Gradient Descent with Warm Restarts. *arXiv: Learning*.
- Loshchilov, I.; and Hutter, F. 2019. Decoupled Weight Decay Regularization. In *ICLR*.
- Ltd, V. S. T. C. 2020. FinBERT. <https://github.com/valuesimplex/FinBERT>.
- Madnani, N.; Heilman, M.; Tetreault, J. R.; and Chodorow, M. 2012. Identifying High-Level Organizational Elements in Argumentative Discourse. In *NAACL*.
- Mayer, T.; Cabrio, E.; and Villata, S. 2020. Transformer-Based Argument Mining for Healthcare Applications. In *ECAI*.
- Melnik, S.; Gubarev, A.; Long, J. J.; Romer, G.; Shivakumar, S.; Tolton, M.; and Vassilakis, T. 2010. Dremel: Interactive Analysis of Web-Scale Datasets. *Proc. VLDB Endow.*, 3: 330–339.
- Mestre, R.; Milicin, R.; Middleton, S.; Ryan, M.; Zhu, J.; and Norman, T. 2021. M-Arg: Multimodal Argument Mining Dataset for Political Debates with Audio and Transcripts. In *EMNLP 2021*.
- Nguyen, H. V.; and Litman, D. J. 2016. Context-aware Argumentative Relation Mining. In *ACL*.
- Peldszus, A. 2015. An Annotated Corpus of Argumentative Microtexts.
- Peldszus, A.; and Stede, M. 2015. Towards Detecting Counter-considerations in Text. In *ArgMining@HLT-NAACL*.
- Reddi, S. J.; Kale, S.; and Kumar, S. 2018. On the Convergence of Adam and Beyond. *ArXiv*, abs/1904.09237.
- Reed, C.; Palau, R. M.; Rowe, G.; and Moens, M.-F. 2008. Language Resources for Studying Argument. In *LREC*.
- Reimers, N.; and Gurevych, I. 2020. Making Monolingual Sentence Embeddings Multilingual Using Knowledge Distillation. In *EMNLP*.
- Ruggeri, F.; Lippi, M.; and Torroni, P. 2021. Tree-Constrained Graph Neural Networks For Argument Mining. *ArXiv*, abs/2110.00124.
- Rush, A. M.; Chopra, S.; and Weston, J. 2015. A Neural Attention Model for Abstractive Sentence Summarization. In *EMNLP*.
- Schulz, C.; Eger, S.; Daxenberger, J.; Kahse, T.; and Gurevych, I. 2018. Multi-Task Learning for Argumentation Mining in Low-Resource Settings. In *NAACL*.
- See, A.; Liu, P. J.; and Manning, C. D. 2017. Get To The Point: Summarization with Pointer-Generator Networks. In *ACL*.
- Stab, C.; and Gurevych, I. 2017. Parsing Argumentation Structures in Persuasive Essays. *Computational Linguistics*, 43: 619–659.
- Vaswani, A.; Shazeer, N. M.; Parmar, N.; Uszkoreit, J.; Jones, L.; Gomez, A. N.; Kaiser, L.; and Polosukhin, I. 2017. Attention is All you Need. *ArXiv*, abs/1706.03762.
- Wang, D.; Shiralkar, P.; Lockard, C.; Huang, B.; Dong, X.; and Jiang, M. 2021. TCN: Table Convolutional Network for Web Table Interpretation. *Proceedings of the Web Conference 2021*.
- Wang, Q.; Fang, Y.; Ravula, A.; Feng, F.; Quan, X.; and Liu, D. 2022. WebFormer: The Web-page Transformer for Structure Information Extraction. *ArXiv*, abs/2202.00217.
- Wei, J.; and Zou, K. 2019. EDA: Easy Data Augmentation Techniques for Boosting Performance on Text Classification Tasks. *ArXiv*, abs/1901.11196.
- Wei, P.; Lin, J.; and Mao, W. 2018. Multi-Target Stance Detection via a Dynamic Memory-Augmented Network. *The 41st International ACM SIGIR Conference on Research & Development in Information Retrieval*.

Zhang, G.; Nulty, P.; and Lillis, D. 2022. Enhancing Legal Argument Mining with Domain Pre-training and Neural Networks. *ArXiv*, abs/2202.13457.

Zweigenbaum, P.; Sharoff, S.; and Rapp, R. 2017. Overview of the Second BUCC Shared Task: Spotting Parallel Sentences in Comparable Corpora. In *BUCC@ACL*.