
CONVIFORMERS: CONVOLUTIONALLY GUIDED VISION TRANSFORMER

A PREPRINT

Mohit Vaishnav^{1,2}, Thomas Fel^{1,2}, Iván Felipe Rodríguez², and Thomas Serre^{1,2}

¹Artificial and Natural Intelligence Toulouse Institute, Université de Toulouse, France

²Carney Institute for Brain Science, Dpt. of Cognitive Linguistic & Psychological Sciences, Brown University, Providence, RI 02912

ABSTRACT

Vision transformers are nowadays the de-facto preference for image classification tasks. There are two broad categories of classification tasks, fine-grained and coarse-grained. In fine-grained classification, the necessity is to discover subtle differences due to the high level of similarity between sub-classes. Such distinctions are often lost as we downscale the image to save the memory and computational cost associated with vision transformers (ViT). In this work, we present an in-depth analysis and describe the critical components for developing a system for the fine-grained categorization of plants from herbarium sheets. Our extensive experimental analysis indicated the need for a better augmentation technique and the ability of modern-day neural networks to handle higher dimensional images. We also introduce a convolutional transformer architecture called *Conviformer* which, unlike the popular Vision Transformer (ConViT), can handle higher resolution images without exploding memory and computational cost. We also introduce a novel, improved pre-processing technique called *PreSizer* to resize images better while preserving their original aspect ratios, which proved essential for classifying natural plants. With our simple yet effective approach, we achieved SoTA on Herbarium 202x and iNaturalist 2019 dataset.

1 Introduction

Artificial Intelligence is about to transform botany by facilitating the identification of both extant and extinct species – including a novel, unknown species. One of the first attempts to automate leaf classification includes the work by [1] using a probabilistic neural network [2] which calculated decision boundary following the Bayes strategy. An early attempt to use a convolutional architecture for plant classification includes the work of [3, 4]. A pre-processing step was required in [3] to tackle the challenges posed by the dataset, such as blurring and illumination changes. Later, a multi-layered perceptron (MLP) based approach was tested by [5]. Most algorithms during the early stage followed two steps, feature extraction and classification. [6] used information such as sepal length, sepal width, petal length, and petal width as a feature extractor and used in a multi-layered feed-forward network for IRIS plant identification. Unlike the approaches mentioned above, modern deep learning methods [7, 8, 9, 10, 11] used the images to extract the features and do the classification because of the availability of increasingly large image datasets such as iNaturalist [12] and Herbarium [13].

Vision Transformers are one widely accepted class of architectures that have taken over the field of computer vision [14, 15, 16, 17]. These architectures rely on multiple blocks of self-attention modules and feed-forward networks to compute the interaction between all the pairs of input tokens passed to the network. Their ability to model content-based interaction is a computationally intensive task and is quadratically associated with the length of the input sequence. To avoid memory explosion and the cost of training such transformer architectures, input images are usually downscaled before passing. However, this downscaling operation negatively impacts more challenging tasks such as those presented in fine-grained classification. Unlike coarse-grained classification, sub-classes in a fine-grained classification task possess threefold challenges. First, there exists a very high level of similarity between species of different



Figure 1: Herbarium 2021 Dataset: (a) Three representative examples from different classes showing the visual similarity. (b) Three representative examples from the same classes display intra-class variability. Respective identifiers are mentioned below each example.

sub-class (Figure 1(a)); second, there is high variation between samples of the same sub-class (Figure 1(b)); and lastly, often, these datasets are limited in samples because of the need for a professional to annotate the data. Previous work has already shown that leaf classification, for instance, requires high-resolution images (see [18] for instance).

Here, we propose a novel plug-and-play module for vision transformer architectures that augments its ability to handle higher resolution input images with insignificant computational cost. The need to process high-resolution images is especially problematic for transformer networks because of their large memory footprint, which grows as a function of the image resolution. Our proposed architecture effectively blends the benefits of convolutional with transformer-based architectures. Initial studies [19] have found the positive impact of merging convolutional layers with transformer networks. We also demonstrate the need for higher resolution images for better classification. A secondary contribution of this work includes a novel resizing technique (*PreSizer*) to preserve the aspect ratio of the herbarium images – which proved to be necessary for the fine-grained recognition of plant species. Our comprehensive experimental analysis shows how critical ingredients like regularization, dropout and hierarchical labels alter the model’s performance and proposes a classification recipe to be followed.

Our contributions are as follow:

- A novel *Conviformers* architecture that combines a convolutional module as a front-end with a vision transformer module as a back-end.
- A generic approach that allows the transformer models to attend to input images of any resolution with minimal memory requirement.
- Empirical evidence exhibiting the need for higher image resolution to achieve better classification accuracy.
- A recipe after analyzing multiple components and their contribution in learning suitable discriminative features for classification.
- A novel pre-processing technique *PreSizer* to resize images preserving the aspect ratio and improving recognition accuracy for fine-grained recognition.
- A top entry uni-model performance on the Herbarium-202x and iNaturalist 2019.

2 Related Work

There are four broad categories of research work to incorporate convolutions with transformer architectures. First, inserting few attention modules in between residual blocks [20, 21, 22, 23, 24]; second, inserting attention modules at the end [25, 14, 26]; third, augmenting convolution layers with attention modules in parallel [27]; and lastly substituting convolution layers by attention modules [28, 29, 20, 30].

There still persisted a wide gap between the learnability of vision transformers and CNNs. [31, 32, 33, 34, 35, 36] analysed the potential weaknesses in directly applying transformers from NLP and proposed a combination of transformers along with convolutional networks. [31] proposed Convolutional vision Transformers (CvT) and presented convolutional-based patch projection of image tokens along with hierarchical design. Another alternative, LocalViT [37] proposed depthwise convolution to capture local features; Levit [34] on the other hand, enhanced the inference speed of ViT by first passing the images from a series of convolutional blocks and passing its output to the ViT. A network proposed by [38] incorporated locality without convolutions with the help of enhanced local self-attention using Hadamard attention and ghost head. Hadamard attention enabled maintaining higher-order mapping considering neighboring attention, while ghost head increased the channel capacity by combining attention maps.

A vanilla transformer model learns attention maps independently at each layer. To improve the quality of the attention maps, evolving attention transformers were proposed in [39]. A chain of residual convolutional modules is used to guide attention mechanisms to interact between the maps in different layers. However, all these architectures require the input image to be smaller in resolution because of the increasing computational complexity associated with increasing input resolution.

Recently researchers have focused on a fifth direction where they focus on augmenting attention layers soft convolutions inductive bias. [16] replaced the first few self-attention layers of ViT [15] with gated positional self-attention to mimic the locality of convolutional layers. Their architecture uses a gating parameter to control how much to emphasize spatial positions vs. image content. This architecture starts with a convolutional layer as a default using the gates, which feed into self-attention modules. We base our work on this model because of its sample efficient learning and the ability to switch from attention to convolutions. Unlike other convolutional augmented transformer architectures proposed in the literature, we propose a plug-and-play convolutional module in this work. This module can be attached as a front-end to any vision transformers.

Transformer are also gaining popularity in fine-grained classification tasks [8, 40, 10, 11]. This classification field can be divided into localization methods and feature encoding methods. In the localization [41, 42, 43] method, the focus is to localize on discriminative areas of the image that are later used for classification. Whereas in the feature encoding [44, 45, 46] method, the focus is on learning relevant higher-order features. Vision transformers backbones have been used in localizing discriminative regions in methods like FFVT [8], TransFG [10], RAMS-Trans [40] and AF-Trans [11]. A plug-in module, PiM [9] can be used either with the convolutional network or with ViT, where the emphasis is given to the strength of the attention maps instead modulated features map for classification. All of these networks work on a fixed input resolution input image. On the contrary, we propose a general purpose design that removes the constraints of working with fixed image resolution with transformer architecture.

3 Dataset

iNaturalist 2019: This dataset is composed of 268,243 images containing 1,010 classes at the species level. As we go from the coarse level, there are 3 classes for Kingdom, 4 classes for Phylum, 9 classes for Class, 34 classes for Order, 57 classes for Family, 72 classes for Genus and 1,010 classes for Species. The iNaturalist [12] dataset is a long-tailed large-scale real-world datasets. For a fair comparison, we used official splits of training and validation images in this paper.

Herbarium 2021: Herbarium sheets are a vital source of botanical research. This dataset contains information about taxon, families and orders for 2.5M images. Herbarium sheets provided in the dataset belong to 451 families and 81 orders. At the finest level, there are 64500 species from the Americas and Oceania. This long-tailed dataset contains 3 images per species on the lower bound and >100 as the upper bound. It is a part of a project spearheaded by the New York Botanical Garden. This dataset [13] is a split training and test set with an 80%/20% ratio. We further divided the training dataset into a training and a test split with a 90%/10% ratio. We did not use the novel data augmentation technique mentioned in Section 4 while training the model on Herbarium 2021.

Herbarium 2022: All experiments described here use the Herbarium 2022 dataset¹. It contains 15,501 species of vascular plants from North America, collected across 60 different botanical institutions worldwide. The distribution of class labels across the 1.05M images is long-tailed. There are as few as 7 samples per taxa and as many as 100 for some taxa. Training, validation and test distribution are the same as above.

In addition to class labels, additional meta-data is available for the family, genus and species. The family and genus level hierarchy has a unique name. In contrast, at the species level, they are unique at their genus level, and there could be similar species names for the different genera. There are 272 families and 2564 genera in the Herbarium-2022 dataset. This dataset is skewed at all three levels and has a long-tailed distribution.

4 Data preprocessing

Images in the Herbarium 2022 dataset have different resolutions, with their longest side always 1000 pixels. Working with such higher dimensional images is also computationally expensive. One possible widely accepted solution is to either resize the images or use padding to make them symmetric. However, we introduce a technique, *PreSizer*, that maintains the aspect ratio of the images in the dataset and makes their resolution symmetrical. Our first observation was that most images have very distinctive borders and contain irrelevant information for the prediction. So we remove the boundary pixels of a width of 20px from all four sides. Next, we find the shorter edge of the image, and along this side, we pad it to make it equal to the longer side by reflecting the image. Following this approach makes our images of the resolution 1000×1000 as the longer side is always 1000.

We use these resized and augmented images with contextually relevant information for the training at a resolution of 512×512 and central cropping to 448×448 . Figure 2 shows an illustrative example using *PreSizer* strategy. As we can see, the images are smooth around the edges removing artifacts where we carry out reflection and do not introduce any discontinuity. We also used the Scikit-Learn [47] pre-processing library to encode the different labels in this given dataset.




Figure 2: Two representative examples showing resizing-preserving. (a) Initial image from the Herbarium dataset. (b) Resizing the image when padding equally on both sides. When we follow equal padding around the sides, we lose relevant content. (c) Resizing the image following the *PreSizer* technique in which we remove the boundary pixels of width 20 pixels from all the sides and append the mirror reflection of the image to make it square.

5 Conviformers

We proposed an architecture *Conviformers* (Figure 3). It combines ConViT architecture that can perform at par or even better with standalone transformer [15, 48] architectures in a lower data regime. ConViT tries to get the best from convolutions as well as transformers. It is initialized with a soft convolutional inductive bias using a learnable parameter

¹<https://www.kaggle.com/c/herbarium-2022-fgvc9/data>

which can also learn to switch to self-attention if needed. A gated positional self-attention (GPSA) learns a parameter λ controlling the balance between convolutionally initialized content-based attention and self-attention. This gating parameter pays less attention to convolutional position attention throughout the training w.r.t. self-attention. However, the early layers of the model still use convolutional inductive bias to help in training.

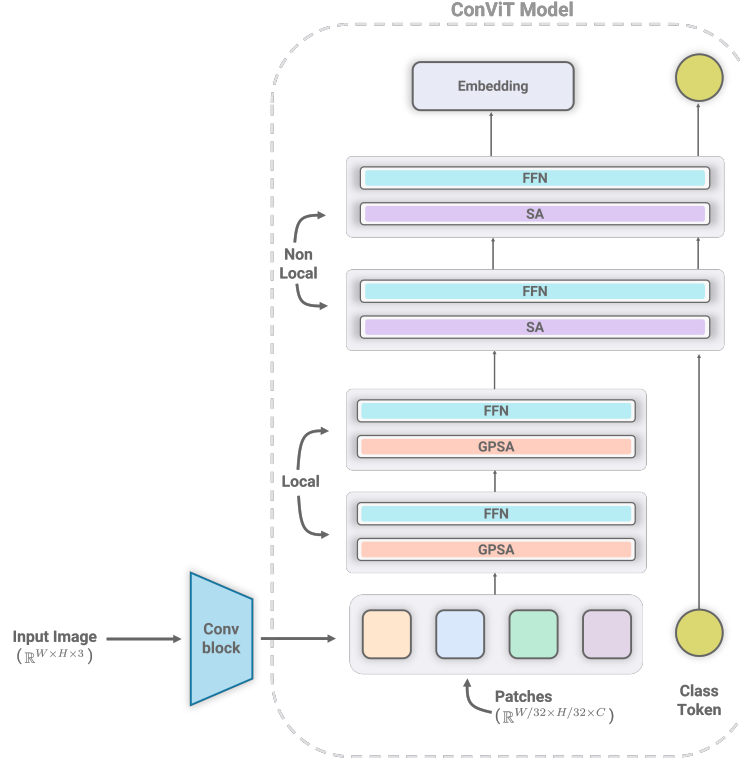


Figure 3: **Conviformer**: Convolutionally guided vision transformer model. We selected the base architecture as ConViT and added a convolutional frontend to reduce memory demands with increasing image resolution.

Architecture: ConViT require the input image divided in 14×14 non-overlapping patches of $16 \times 16 \times 3$. These patches are embedded in $D_{emb} = 64N_h$ dimensional vector using convolutional stem with N_h as number of heads in the model. These patches are passed through 10 GPSA layers with convolutional initialization and two self-attention layers, followed by a two-layer Feed-Forwards network with GELU activation. To predict the input class ConViT uses an extra class token similar to BERT [49], appended after the last GPSA layer. We use the base variant of the model, which has 16 heads (N_h) and a 768-dimensional embedding vector (D_{emb}).

We add a convolutional block (Figure 4) on top of ConViT architecture, enabling it to attend to images of larger dimensions. This convolutional block take the input image (x) of dimension $h \times w \times 3$ (usually h is equal to w) and downsampling if by a factor of (d_s) where

$$d_s = \lfloor h/224 \rfloor = \lfloor w/224 \rfloor$$

and convert the image to $h' \times w' \times 64$

$$h' = \lfloor h/d_s \rfloor \text{ and } w' = \lfloor w/d_s \rfloor$$

$$\text{total patches } (t_p) = \frac{h'}{16} \times \frac{w'}{16}$$

This feature map ($z \in \mathbb{R}^{B \times t_p \times 64}$; B is the batch size) is then sent to the subsequent attention blocks of ConViT, where the model's regular mechanisms continue to classify the images. In Table 1 we compare the number of patches needed to be processed while using ConViT with *Conviformer*.

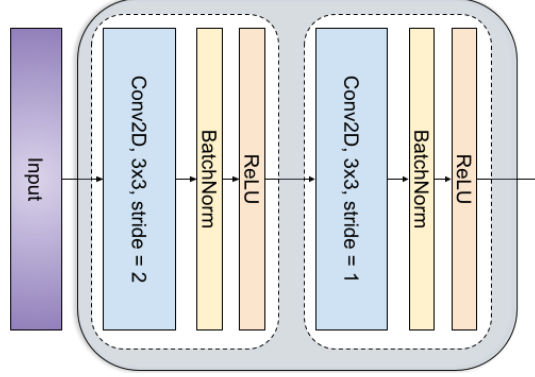


Figure 4: **Conviformer**: Convolutionally block proposed in the model.

Architecture	Image Resolution			
	224	448	512	600
ConViT	196	784	1024	1369
<i>Conviformer</i>	-	196	256	324

Table 1: Number of patches (Sequence length) for different input image resolutions. Sequence length is directly proportional to the memory demand by the self-attention module.

Similar to other Vision transformer architectures where different models are defined as *tiny*, *small* and *base*, we also use the same nomenclature. Unless otherwise specified we have refer *Conviformer* to architecture built on *base* model of *ConViT*.

6 Approach

6.1 Resolution

Our first experiment demonstrates the importance of input image resolution for a fine-grained classification task. For this experiment, we selected four resolutions (224×224 , 448×448 , 512×512 and 600×600). We trained ConViT for the smallest resolution image and *Conviformer* for the rest. All the models were trained from scratch for 300 epochs with default hyperparameters.

6.2 Herbarium-2021

We first trained our model on the Herbarium-2021 dataset. We divided the dataset into training and validation, with 2M samples for training and 200k samples for validation purposes. We let the model train for 300 epochs with cross-entropy loss and default hyperparameters as mentioned on their GitHub². We did not use *PreSizer* as described in section 4 in this training process.

6.3 Herbarium-2022

We used the pre-trained weights of Herbarium 2021 to initialize the model for current training instead of random initialization. The impact of pre-training granularity is discussed in prior works [50, 51]. Our model was trained in three stages. In the first stage, we trained the model with 90% of the training dataset for 300 epochs. In the second stage, we included all the training datasets available for another 20 epochs. Finally, we modified the loss function with triplet loss and trained the model for 50 more epochs. Our model used images after they were passed through

²<https://github.com/facebookresearch/convit>

the *PreSizer* and resized to 512×512 and center cropped to 448×448 . We trained the model for 350 epochs, this time using their default hyper-parameters.

Loss: We use three other losses to train the model initialized with the pre-training on the previous year’s Herbarium-2021 challenge. The first model is trained using *cross-entropy* loss (equation 1) at the taxa level for the first 300 epochs. Once this training is complete, we took *triplet* loss [52] as a regularization technique to train the model for another 50 epochs further. Triplet loss (eq. 2) helps us to bring together the samples of the same taxa in their embedding space and separate different taxa apart from each other.

$$\mathcal{L}_{CE} = \sum_{n=1}^N -w_{y_n} \log \frac{\exp(x_{n,y_n})}{\sum_{c=1}^C \exp(x_{n,c})} \quad (1)$$

where x is the input, y is the target, w is the weight, C is the number of classes, and N is the minibatch dimension.

$$\mathcal{L}_{Trip}((x, x^+, x^-); g) = \max(\alpha + \|g(x) - g(x^+)\|_2^2 - \|g(x) - g(x^-)\|_2^2, 0) \quad (2)$$

where x is an anchor sample, x^+ is another instance from the same class as the anchor, while the negative x^- is from a different class than the anchor. The final loss function becomes $\mathcal{L}_{CE} + \mathcal{L}_{Trip}$.

Hierarchical labels This dataset has an enormous amount of relevant information which can further be used for classification, such as hierarchical labels for each sample image. These labels provide meta information related to family, species, and category labels. In Herbarium-2022, there are 272 types of families and 2564 types of genera in the dataset. Metadata also contains information about the phylogenetic distances between two genera. We used this information and explored the model’s performance in different scenarios.

In the first set of experiments, we used the two hierarchical labels, i.e., family and genus and trained the model with cross-entropy loss to better regularize the architecture. To do the same, we pass the extracted features of the network to the taxonomical classification layer $f(x)$ and also to the two multilayered perceptrons (MLP) output layers serving as the classification layer for the family $h(x)$ and genus labels $g(x)$ (equation 3).

$$\begin{aligned} out_{feat} &= model(x) \\ label_{tax} &= f(out_{feat}) \\ label_{gen} &= g(out_{feat}) \\ label_{fam} &= h(out_{feat}) \end{aligned} \quad (3)$$

where $out_{feat} \in \mathbb{R}^{768}$, $label_{tax} \in \mathbb{R}^{15501}$, $label_{gen} \in \mathbb{R}^{2564}$ and $label_{fam} \in \mathbb{R}^{272}$. Loss for this model is calculated as shown below (equation 4).

$$\mathcal{L} = \mathcal{L}_{CE_{tax}} + \lambda_1 \mathcal{L}_{CE_{gen}} + \lambda_2 \mathcal{L}_{CE_{fam}} \quad (4)$$

In the next set of experiments, we added more regularization to the network. For this trial, we added triplet loss in addition to the cross entropy loss of the hierarchical labels (equation 5). We used two sampling techniques to draw samples at family or genus levels. For example, in genus-level sampling, positive samples are from the same genus labels as anchor labels, and negative is different from those. Similarly, we draw the same family label sample for a positive triplet at a family level, but it could have a different genus label than the anchor label. We added more output branches to the network in order to obtain the embedding features at the taxa ($emb_{tax} \in \mathbb{R}^{512}$), genus ($emb_{gen} \in \mathbb{R}^{128}$) and family ($emb_{fam} \in \mathbb{R}^{128}$) level. These variables are considered in calculating loss during the training as mentioned in equation 6.

$$\begin{aligned} emb_{tax} &= f_{emb}(out_{feat}) \\ emb_{gen} &= g_{emb}(out_{feat}) \\ emb_{fam} &= h_{emb}(out_{feat}) \end{aligned} \quad (5)$$

$$\mathcal{L} = \mathcal{L}_{CE_{tax}} + \lambda_1 \mathcal{L}_{CE_{gen}} + \lambda_2 \mathcal{L}_{CE_{fam}} + \lambda_3 \mathcal{L}_{Trip_{tax}} + \lambda_4 \mathcal{L}_{Trip_{gen}} + \lambda_5 \mathcal{L}_{Trip_{fam}} \quad (6)$$

Phylogenetic Distance Herbarium-2022 dataset also comes with phylogenetic distances (d_{phy}) between two genus. We used this distance while training the network to bring closer similar genera and send apart different genera. In this experiment, we took additional genera embedding head ($\in \mathbb{R}^{128}$) from the network while using the hierarchical labels of genera, family and category (equation 8).

$$\mathcal{L}_{\text{dist}} = \left\| \left(\sum_{i=1}^n |x_i^p| \right)^{\frac{1}{p}} - d_{phy} \right\|^2 \quad (7)$$

$$\mathcal{L} = \mathcal{L}_{CE_{\text{cat}}} + \lambda_1 \mathcal{L}_{CE_{\text{gen}}} + \lambda_2 \mathcal{L}_{CE_{\text{fam}}} + \lambda_3 \mathcal{L}_{\text{dist}} \quad (8)$$

6.4 iNaturalist 2019

In addition to the two datasets mentioned above, we evaluate the performance of our model on another fine-grained classification task, iNaturalist 2019. We compared the performance with other baselines involving Vision Transformers such as ConViT [16], Masked Auto Encoders (MAE) [53], Convolution-enhanced image Transformer (CeiT) [33], LeViT [34]. For training *Conviformer*, we followed the default hyperparameter settings with cross-entropy loss for 300 epochs.

Backward compatibility This part explains how to load the pre-trained weights to our proposed model. Once we pass the input image through the convolutional block, we obtain feature vector $x \in \mathbb{R}^{t_p \times 64}$. In a general scenario, an input image is of resolution 224, and t_p is 196. So we remove the patch embedding projection weight and bias from the state dictionary and load the weight. To go from *Conviformer* to ConViT or any other Vision transformer, we follow a similar step and remove the convolutional block weights from the patch embedding in the state dictionary and load the weights.

Hardware Accelerators: All the experiments are performed on NVIDIA RTX A5000 or Nvidia Tesla V100 GPUs using Pytorch Data Distributed Parallel (DDP) framework. In our experimental setup, we used 8 GPUs in DDP mode for training each model with a batch size of 80 per GPU for the image of resolution 448×448 .

7 Results

Resolution This experiment shows the network’s performance with increasing image resolutions. We find that as we go from 224-dimensional image to 448, there is an 8.7% gain in accuracy. As we further moved the image’s resolution to 512 and 600, performance gain increased by 5.6% and .67%, respectively. As we did not see much improvement in going from 512 to 600, we did not go any further. This trend shows the vast possibility of improving the accuracy in a fine-grained classification task when the networks can handle higher resolution images.

	Image Resolution			
	224	448	512	600
Architecture	ConViT	<i>Conviformer</i>		
Accuracy	69.92	75.99	80.21	80.74

Table 2: **iNaturalist 2019:** Accuracy obtained for different input image resolutions while training the model with random initializing.

7.1 Herbarium 2021

We trained the model for 300 epochs. During training, our model could achieve a validation accuracy of 98.3%. We evaluated the model trained on Herbarium 2021 with *conviformer* on the test images used for ranking on the Kaggle platform. Our model obtained an $\mathcal{F1}$ score (public) of **0.729** using a single model training without any ensembling methods on images of resolution 448×448 . This score is also the *best* uni-model score reported for the challenge [13]. We also believe that other teams would have used some ensembling methods while submitting their prediction file; still, our model performance excels those. We have summarized the results in Table 3.

Architecture	Resolution	$\mathcal{F}1$ score
SE ResNeXt-101* [54]	448	.726
SE ResNeXt-50* [54]	448	.708
DeIT (B) [48]	224	.706
<i>Conviformer</i> (Ours)	448	.729

Table 3: **Herbarium 2021**: $\mathcal{F}1$ score on the test set of Herbarium 2021 obtained with different architectures. We also mention the input image resolution used in training the network. (* means scores are taken from the public leaderboard of the Kaggle competition).

7.2 Herbarium 2022

Cross-entropy loss In the first setup of the experiment, we only used the category labels and trained the network with a cross-entropy loss. The validation accuracy of our trained model achieved nearly 1.0 $\mathcal{F}1$ score. This dataset was taken as a subset of the training dataset using stratified sampling. Training the model using 90% of the data leads to a model with an $\mathcal{F}1$ score of .814 on the test set. Later we merged the validation set to the training dataset to fine-tune the model using all available training samples. This increased our $\mathcal{F}1$ score to .824 (summarized in Table 4). We ran additional training where the dropout is set at 10% instead 0 as set by default and found a 1.5% gain in $\mathcal{F}1$ score.

Steps	$\mathcal{F}1$ score
(a) Trained on 90% data with Cross Entropy loss	0.814
(b) Trained on full dataset with Cross-Entropy loss	0.824
(c) Training on full dataset with Triplet regularization	0.827

Table 4: **Herbarium 2022**: $\mathcal{F}1$ score obtained on the test dataset following different strategies. We obtain a gain of 1.5% in $\mathcal{F}1$ score when the model is trained on the full dataset with cross-entropy loss and further regularization using triplet loss.

At this stage, the $\mathcal{F}1$ score on the dataset without using *PreSizer* is 0.817, which shows how our pre-processing technique is helpful in getting us an overall gain in the final score. Finally, we further fine-tuned this fully trained model with triplet regularization. Our triplet loss trained model gave us an $\mathcal{F}1$ score of .827. We have summarized the results in Table. 5.

Steps	$\mathcal{F}1$ score
Without <i>PreSizer</i>	0.817
With <i>PreSizer</i>	0.824

Table 5: **Herbarium 2022**: $\mathcal{F}1$ score obtained on the test dataset with and without using our novel augmentation technique *PreSizer*. The model is trained on a full dataset using cross-entropy loss.

Hierarchical loss For the next part of the experiment, we used hierarchical labels provided with the dataset. We followed a similar procedure as mentioned above to train the network. We trained the network for 300 epochs in their default training setup. When evaluated on the test dataset, it yielded a $\mathcal{F}1$ score of **.829**. We also compared the network’s performance when trained from scratch, i.e., with randomly initialized weights. $\mathcal{F}1$ score when trained

Steps	$\mathcal{F}1$ score
(a) Trained with Cross Entropy loss at Family, Genus and Category level (pre-trained weights)	0.829
(b) Trained with Cross Entropy loss at Family, Genus and Category level (from scratch)	0.822
(c) Training with Triplet regularization at Genus level and Cross Entropy loss at Family, Genus and Category level	0.825
(d) Training with Triplet regularization at Family level and Cross Entropy loss at Family, Genus and Category level	0.824

Table 6: **Herbarium 2022**: $\mathcal{F}1$ score obtained on the test dataset following regularization with hierarchical information. We found that the model trained using cross-entropy loss at hierarchical levels performs best, and there is no further need for triplet regularization.

from scratch is 0.822. This score shows that a model using hierarchical labels, when trained from scratch, could reach the model’s performance with a strong initialization, i.e., pre-trained on Herbarium data. While training, both λ_1 and λ_2 are set as 1.

Hierarchical + Triplet loss We also used triplet regularization at a hierarchical level. At this stage, we sampled images either at *family* level or at *genus* level. $\mathcal{F}1$ score obtained on the test dataset at both these levels are 0.825 and 0.824, respectively. It shows that sampling at the genera level is more beneficial than at the family level because there is more similarity among genera than in the family, so triplet margin loss at this level performed better than at the family level. We have summarized these results in Table 6. We set $\lambda_i = 1 \forall i \in [1, 5]$ and compute the *euclidean* distance between the anchor and positive/negative class in the triplet loss.

Phylogenetic Distance In our final experiment, we used the phylogenetic distance between different genera and constrained the network to process the embedding distance between those genera similarly. This loss term is added together in addition to the hierarchical training. At this stage, we obtained the $\mathcal{F}1$ score on the test dataset as 0.824. We set $\lambda_1 = \lambda_2 = 1$ and $\lambda_3 = 0.1$ and $p = 2$ to compute the *euclidean* distance between the two vectors.

Final Recipe Finally, we want to share the final ingredients we learned after training different models for several hours on the computing clusters. First and foremost is to go higher in terms of image resolution. Our analysis shows that a 512-dimensional image could give the best performance and is a good tradeoff with the computational cost associated with training. Next, we suggest making use of hierarchical labels if available. We found these hierarchical labels to eliminate the effect of initialization. Our experimentation also found that training with the hierarchical labels performed equally to a model trained with contrastive learning. Additionally, we found a positive effect of using a dropout of 10%, otherwise set 0 in the default parameters. In the end, we recommend using the smart resizing technique where the images do not have a symmetric dimension.

Top entry model We used ensembling techniques like balancing predicted classes according to the probability score obtained across multiple random cropped images. We also added a dropout of 10% while training. With these methods, we obtained the final $\mathcal{F}1$ score of 0.861 and **0.868** on the public and private test datasets, respectively. This score is amongst the top 5 entries on the Kaggle leaderboard.

7.3 iNaturalist 2019

In Table 7 we have summarized the results obtained by the *Conviformer* and other baselines. Our model could surpass other baselines reported on the dataset and obtain an accuracy of 82.85%. To our knowledge, this is the best accuracy reported so far with similar parameter models. The other two better performing transformer architectures are MixMIM-L and MAE (ViT-H), which have $\sim 300M$ and $\sim 600M$ parameters and perform at 83.9% and 88.3% respectively.

Architecture	Resolution	Accuracy
ConViT [16]	224	77.84
MAE (ViT-B) [53]	224	80.50
MaxMIM (B) [55]	224	82.60
CeiT-S [33]	384	82.70
LeViT [34]	384	74.30
<i>Conviformer</i> (Ours)	448	82.85

Table 7: **iNaturalist 2019**: Accuracy obtained with different baselines. We also mention the input image resolution used in training the network.

Backward compatibility We evaluated the compatibility of the weights trained on the baseline architecture (in this case, ConViT) with *Conviformer*. To check this, we compared the model trained with randomly initialized weights and ImageNet pre-trained weights available on the PyTorch library. We obtained a considerable performance difference of 6.86% in accuracy between the two (Table 8). It shows that when training the *Conviformer* initialized with the pre-trained weight of the baseline model, it even outperforms the baseline.

	Initialization	
	Random	ImageNet
ConViT	69.92	77.84
Conviformer	75.99	82.85

Table 8: **iNaturalist 2019**: Accuracy obtained when the *Conviformer* is initialized with random weights and ImageNet pre-trained weights of ConViT. There is a gain of 9% in the accuracy when we load the ImageNet weights to the network representing compatibility with weights trained on the baseline model.

8 Conclusion

This paper put forward an elegant method helpful for fine-grained classification challenges such as Herbarium-202x and iNaturalist 2019. While proposing our solution, we considered the key ingredient needed for such classification, such as image resolution and the aspect ratio of the input image. Our first method, *PreSizer* introduced a pre-processing step for the dataset. *PreSizer* made it possible to resize the dataset without changing its aspect ratio while infusing more meaningful information using reflective padding and removing the artifacts around bordering pixels. Secondly, we introduced *Conviformer*, which made it possible to use higher dimensional images with transformer-based architectures. Our proposed architecture is a plug-and-play convolutional module that can be appended to any transformer-based architecture and still get the best performance. Another advantage of our approach is its ability to use existing pre-trained weights. This initialization is key in training such architecture if insufficient data is available. We provide a robust analysis using meta-information provided with the dataset and show that hierarchical labels are an essential component to achieving higher accuracy in a fine-grained classification task. Overall, we proposed a generic solution that can be used for several computer vision tasks.

References

- [1] Stephen Gang Wu, Forrest Sheng Bao, Eric You Xu, Yu-Xuan Wang, Yi-Fan Chang, and Qiao-Liang Xiang. A leaf recognition algorithm for plant classification using probabilistic neural network. In *2007 IEEE international symposium on signal processing and information technology*, pages 11–16. IEEE, 2007. 1
- [2] Donald F Specht. Probabilistic neural networks. *Neural networks*, 3(1):109–118, 1990. 1
- [3] Hulya Yalcin and Salar Razavi. Plant classification using convolutional neural networks. In *2016 Fifth International Conference on Agro-Geoinformatics (Agro-Geoinformatics)*, pages 1–5. IEEE, 2016. 1

- [4] Md Majedul Islam, AKM Shahahriar Azad Rabby, Md Hafizur Rahman Arfin, and Syed Akhter Hossain. Patanet: A convolutional neural networks to identify plant from leaf images. In *2019 10th International Conference on Computing, Communication and Networking Technologies (ICCCNT)*, pages 1–6. IEEE, 2019. 1
- [5] Luciano DS Pacifico, Valmir Macario, and Joao FL Oliveira. Plant classification using artificial neural networks. In *2018 International Joint Conference on Neural Networks (IJCNN)*, pages 1–6. IEEE, 2018. 1
- [6] Madhusmita Swain, Sanjit Kumar Dash, Sweta Dash, and Ayeskanta Mohapatra. An approach for iris plant classification using neural network. *International Journal on Soft Computing*, 3(1):79, 2012. 1
- [7] Danzi Wu, Xue Han, Guan Wang, Yu Sun, Haiyan Zhang, and Hongping Fu. Deep learning with taxonomic loss for plant identification. *Computational Intelligence and Neuroscience*, 2019:2015017, Nov 2019. 1
- [8] Jun Wang, Xiaohan Yu, and Yongsheng Gao. Feature fusion vision transformer for fine-grained visual categorization. *arXiv preprint arXiv:2107.02341*, 2021. 1, 3
- [9] Po-Yung Chou, Cheng-Hung Lin, and Wen-Chung Kao. A novel plug-in module for fine-grained visual classification. *arXiv preprint arXiv:2202.03822*, 2022. 1, 3
- [10] Ju He, Jie-Neng Chen, Shuai Liu, Adam Kortylewski, Cheng Yang, Yutong Bai, and Changhu Wang. Transfg: A transformer architecture for fine-grained recognition. In *Proceedings of the AAAI Conference on Artificial Intelligence*, volume 36, pages 852–860, 2022. 1, 3
- [11] Yuan Zhang, Jian Cao, Ling Zhang, Xiangcheng Liu, Zhiyi Wang, Feng Ling, and Weiqian Chen. A free lunch from vit: adaptive attention multi-scale fusion transformer for fine-grained visual recognition. In *ICASSP 2022-2022 IEEE International Conference on Acoustics, Speech and Signal Processing (ICASSP)*, pages 3234–3238. IEEE, 2022. 1, 3
- [12] Grant Van Horn, Oisín Mac Aodha, Yang Song, Yin Cui, Chen Sun, Alex Shepard, Hartwig Adam, Pietro Perona, and Serge Belongie. The inaturalist species classification and detection dataset. In *Proceedings of the IEEE conference on computer vision and pattern recognition*, pages 8769–8778, 2018. 1, 3
- [13] Riccardo de Lutio, John Y. Park, Kimberly A. Watson, Stefano D’Aronco, Jan D. Wegner, Jan J. Wieringa, Melissa Tulig, Richard L. Pyle, Timothy J. Gallaher, Gillian Brown, Gordon Guymier, Andrew Franks, Dhahara Ranatunga, Yumiko Baba, Serge J. Belongie, Fabián A. Michelangeli, Barbara A. Ambrose, and Damon P. Little. The herbarium 2021 half-earth challenge dataset and machine learning competition. *Frontiers in Plant Science*, 12, 2022. 1, 3, 8
- [14] Nicolas Carion, Francisco Massa, Gabriel Synnaeve, Nicolas Usunier, Alexander Kirillov, and Sergey Zagoruyko. End-to-end object detection with transformers. In *European conference on computer vision*, pages 213–229. Springer, 2020. 1, 3
- [15] Alexey Dosovitskiy, Lucas Beyer, Alexander Kolesnikov, Dirk Weissenborn, Xiaohua Zhai, Thomas Unterthiner, Mostafa Dehghani, Matthias Minderer, Georg Heigold, Sylvain Gelly, Jakob Uszkoreit, and Neil Houlsby. An image is worth 16x16 words: Transformers for image recognition at scale. In *9th International Conference on Learning Representations, ICLR 2021, Virtual Event, Austria, May 3-7, 2021*. OpenReview.net, 2021. 1, 3, 4
- [16] Stéphane d’Ascoli, Hugo Touvron, Matthew L Leavitt, Ari S Morcos, Giulio Biroli, and Levent Sagun. Convit: Improving vision transformers with soft convolutional inductive biases. In *International Conference on Machine Learning*, pages 2286–2296. PMLR, 2021. 1, 3, 8, 11
- [17] Robin Strudel, Ricardo Garcia, Ivan Laptev, and Cordelia Schmid. Segmenter: Transformer for semantic segmentation. In *Proceedings of the IEEE/CVF International Conference on Computer Vision*, pages 7262–7272, 2021. 1
- [18] Peter Wilf, Shengping Zhang, Sharat Chikkerur, Stefan A Little, Scott L Wing, and Thomas Serre. Computer vision cracks the leaf code. *Proceedings of the National Academy of Sciences*, 113(12):3305–3310, 2016. 2
- [19] Tete Xiao, Piotr Dollar, Mannat Singh, Eric Mintun, Trevor Darrell, and Ross Girshick. Early convolutions help transformers see better. *Advances in Neural Information Processing Systems*, 34, 2021. 2
- [20] Xiaolong Wang, Ross Girshick, Abhinav Gupta, and Kaiming He. Non-local neural networks. In *Proceedings of the IEEE Conference on Computer Vision and Pattern Recognition (CVPR)*, June 2018. 3
- [21] Yunpeng Chen, Yannis Kalantidis, Jianshu Li, Shuicheng Yan, and Jiashi Feng. A²-nets: Double attention networks. *Advances in neural information processing systems*, 31, 2018. 3
- [22] Kaiyu Yue, Ming Sun, Yuchen Yuan, Feng Zhou, Errui Ding, and Fuxin Xu. Compact generalized non-local network. *Advances in neural information processing systems*, 31, 2018. 3
- [23] Zhuoran Shen, Mingyuan Zhang, Haiyu Zhao, Shuai Yi, and Hongsheng Li. Efficient attention: Attention with linear complexities. In *Proceedings of the IEEE/CVF Winter Conference on Applications of Computer Vision (WACV)*, pages 3531–3539, January 2021. 3
- [24] Mohit Vaishnav, Remi Cadene, Andrea Alamia, Drew Linsley, Rufin VanRullen, and Thomas Serre. Understanding the Computational Demands Underlying Visual Reasoning. *Neural Computation*, pages 1–25, 02 2022. 3
- [25] Zilong Huang, Xinggang Wang, Lichao Huang, Chang Huang, Yunchao Wei, and Wenyu Liu. Ccnet: Criss-cross attention for semantic segmentation. In *Proceedings of the IEEE/CVF international conference on computer vision*, pages 603–612, 2019. 3

- [26] Chen Sun, Austin Myers, Carl Vondrick, Kevin Murphy, and Cordelia Schmid. Videobert: A joint model for video and language representation learning. In *Proceedings of the IEEE/CVF International Conference on Computer Vision*, pages 7464–7473, 2019. 3
- [27] Irwan Bello, Barret Zoph, Ashish Vaswani, Jonathon Shlens, and Quoc V Le. Attention augmented convolutional networks. In *Proceedings of the IEEE/CVF international conference on computer vision*, pages 3286–3295, 2019. 3
- [28] Prajit Ramachandran, Niki Parmar, Ashish Vaswani, Irwan Bello, Anselm Levskaya, and Jon Shlens. Stand-alone self-attention in vision models. *Advances in Neural Information Processing Systems*, 32, 2019. 3
- [29] Hengshuang Zhao, Jiaya Jia, and Vladlen Koltun. Exploring self-attention for image recognition. In *Proceedings of the IEEE/CVF Conference on Computer Vision and Pattern Recognition (CVPR)*, June 2020. 3
- [30] Han Hu, Zheng Zhang, Zhenda Xie, and Stephen Lin. Local relation networks for image recognition. In *Proceedings of the IEEE/CVF International Conference on Computer Vision*, pages 3464–3473, 2019. 3
- [31] Haiping Wu, Bin Xiao, Noel Codella, Mengchen Liu, Xiyang Dai, Lu Yuan, and Lei Zhang. Cvt: Introducing convolutions to vision transformers. In *Proceedings of the IEEE/CVF International Conference on Computer Vision*, pages 22–31, 2021. 3
- [32] Jianyuan Guo, Kai Han, Han Wu, Yehui Tang, Xinghao Chen, Yunhe Wang, and Chang Xu. Cmt: Convolutional neural networks meet vision transformers. In *Proceedings of the IEEE/CVF Conference on Computer Vision and Pattern Recognition*, pages 12175–12185, 2022. 3
- [33] Kun Yuan, Shaopeng Guo, Ziwei Liu, Aojun Zhou, Fengwei Yu, and Wei Wu. Incorporating convolution designs into visual transformers. In *Proceedings of the IEEE/CVF International Conference on Computer Vision*, pages 579–588, 2021. 3, 8, 11
- [34] Benjamin Graham, Alaeldin El-Nouby, Hugo Touvron, Pierre Stock, Armand Joulin, Hervé Jégou, and Matthijs Douze. Levit: a vision transformer in convnet’s clothing for faster inference. In *Proceedings of the IEEE/CVF international conference on computer vision*, pages 12259–12269, 2021. 3, 8, 11
- [35] Zihang Dai, Hanxiao Liu, Quoc V Le, and Mingxing Tan. Coatnet: Marrying convolution and attention for all data sizes. *Advances in Neural Information Processing Systems*, 34:3965–3977, 2021. 3
- [36] Zhiliang Peng, Wei Huang, Shanzhi Gu, Lingxi Xie, Yaowei Wang, Jianbin Jiao, and Qixiang Ye. Conformer: Local features coupling global representations for visual recognition. In *Proceedings of the IEEE/CVF International Conference on Computer Vision (ICCV)*, pages 367–376, October 2021. 3
- [37] Yawei Li, Kai Zhang, Jiezhong Cao, Radu Timofte, and Luc Van Gool. Localvit: Bringing locality to vision transformers. *arXiv preprint arXiv:2104.05707*, 2021. 3
- [38] Jingkai Zhou, Pichao Wang, Fan Wang, Qiong Liu, Hao Li, and Rong Jin. Elsa: Enhanced local self-attention for vision transformer. *arXiv preprint arXiv:2112.12786*, 2021. 3
- [39] Yujing Wang, Yaming Yang, Jiangang Bai, Mingliang Zhang, Jing Bai, Jing Yu, Ce Zhang, Gao Huang, and Yunhai Tong. Evolving attention with residual convolutions. In *International Conference on Machine Learning*, pages 10971–10980. PMLR, 2021. 3
- [40] Yunqing Hu, Xuan Jin, Yin Zhang, Haiwen Hong, Jingfeng Zhang, Yuan He, and Hui Xue. Rams-trans: Recurrent attention multi-scale transformer for fine-grained image recognition. In *Proceedings of the 29th ACM International Conference on Multimedia*, pages 4239–4248, 2021. 3
- [41] Weifeng Ge, Xiangru Lin, and Yizhou Yu. Weakly supervised complementary parts models for fine-grained image classification from the bottom up. In *Proceedings of the IEEE/CVF Conference on Computer Vision and Pattern Recognition*, pages 3034–3043, 2019. 3
- [42] Chuanbin Liu, Hongtao Xie, Zheng-Jun Zha, Lingfeng Ma, Lingyun Yu, and Yongdong Zhang. Filtration and distillation: Enhancing region attention for fine-grained visual categorization. In *Proceedings of the AAAI Conference on Artificial Intelligence*, volume 34, pages 11555–11562, 2020. 3
- [43] Shaokang Yang, Shuai Liu, Cheng Yang, and Changhu Wang. Re-rank coarse classification with local region enhanced features for fine-grained image recognition. *arXiv preprint arXiv:2102.09875*, 2021. 3
- [44] Chaojian Yu, Xinyi Zhao, Qi Zheng, Peng Zhang, and Xinge You. Hierarchical bilinear pooling for fine-grained visual recognition. In *Proceedings of the European conference on computer vision (ECCV)*, pages 574–589, 2018. 3
- [45] Heliang Zheng, Jianlong Fu, Zheng-Jun Zha, and Jiebo Luo. Learning deep bilinear transformation for fine-grained image representation. *Advances in Neural Information Processing Systems*, 32, 2019. 3
- [46] Yu Gao, Xintong Han, Xun Wang, Weilin Huang, and Matthew Scott. Channel interaction networks for fine-grained image categorization. In *Proceedings of the AAAI conference on artificial intelligence*, volume 34, pages 10818–10825, 2020. 3
- [47] F. Pedregosa, G. Varoquaux, A. Gramfort, V. Michel, B. Thirion, O. Grisel, M. Blondel, P. Prettenhofer, R. Weiss, V. Dubourg, J. Vanderplas, A. Passos, D. Cournapeau, M. Brucher, M. Perrot, and E. Duchesnay. Scikit-learn: Machine learning in Python. *Journal of Machine Learning Research*, 12:2825–2830, 2011. 4
- [48] Hugo Touvron, Matthieu Cord, Matthijs Douze, Francisco Massa, Alexandre Sablayrolles, and Hervé Jégou. Training data-efficient image transformers & distillation through attention. In *International Conference on Machine Learning*, pages 10347–10357. PMLR, 2021. 4, 9

- [49] Jacob Devlin, Ming-Wei Chang, Kenton Lee, and Kristina Toutanova. Bert: Pre-training of deep bidirectional transformers for language understanding. *arXiv preprint arXiv:1810.04805*, 2018. 5
- [50] Xueting Yan, Ishan Misra, Abhinav Gupta, Deepti Ghadiyaram, and Dhruv Mahajan. Clusterfit: Improving generalization of visual representations. In *Proceedings of the IEEE/CVF Conference on Computer Vision and Pattern Recognition*, pages 6509–6518, 2020. 6
- [51] Yin Cui, Zeqi Gu, Dhruv Mahajan, Laurens Van Der Maaten, Serge Belongie, and Ser-Nam Lim. Measuring dataset granularity. *arXiv preprint arXiv:1912.10154*, 2019. 6
- [52] Elad Hoffer and Nir Ailon. Deep metric learning using triplet network. In Aasa Feragen, Marcello Pelillo, and Marco Loog, editors, *Similarity-Based Pattern Recognition*, pages 84–92, Cham, 2015. Springer International Publishing. 7
- [53] Kaiming He, Xinlei Chen, Saining Xie, Yanghao Li, Piotr Dollár, and Ross Girshick. Masked autoencoders are scalable vision learners. In *Proceedings of the IEEE/CVF Conference on Computer Vision and Pattern Recognition*, pages 16000–16009, 2022. 8, 11
- [54] Jie Hu, Li Shen, and Gang Sun. Squeeze-and-excitation networks. In *Proceedings of the IEEE conference on computer vision and pattern recognition*, pages 7132–7141, 2018. 9
- [55] Jihao Liu, Xin Huang, Yu Liu, and Hongsheng Li. Mixmim: Mixed and masked image modeling for efficient visual representation learning. *arXiv preprint arXiv:2205.13137*, 2022. 11